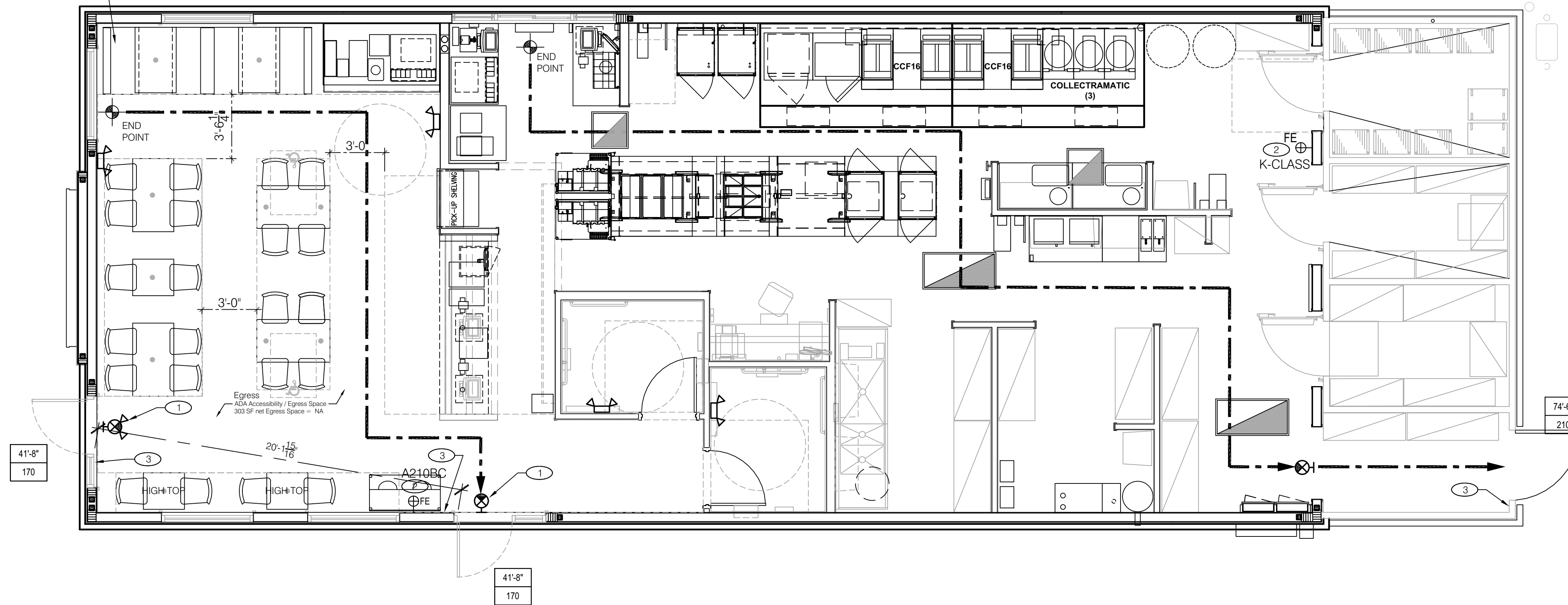


4 DINING
Fixed Booths 64 SF NET (6 BOOTHS @ 44' EA.)
1 PERSON 24" OF BOOTH = 2 Occupants EA.



SYMBOL	DESCRIPTION
	EXIT LIGHT
	MAXIMUM EGRESS PATH
	FIRE EXTINGUISHER, WALL MOUNTED (F.E.) RE: NFPA
	MOST REMOTE POINT
	EGRESS DISTANCE (FEET)
	EGRESS CAPACITY (PEOPLE)

- ① EMERGENCY / EXIT SIGN COMBO
- ② FIRE EXTINGUISHER (PER LOCAL CODE) TO BE FURNISHED AND INSTALLED BY CONTRACTOR. SEE DETAIL THIS SHEET C/LS1.0
- ③ TACTILE EXIT SIGNAGE WILL BE PROVIDED PER NFPA 101 SECTION 7.10.1.3

FIRE EXTINGUISHER LOCATION:
VERIFY THAT FIRE EXTINGUISHERS - (2) 10 lb. BC IN THE DINING/KITCHEN AREA and (1) 10 lb. CLASS 'K' IN THE KITCHEN TO COMPLY WITH LOCAL FIRE CODE. PROVIDE NEW WITH WALL BRACKET and LOCATE FIRE EXTINGUISHERS IN DINING AREA AS INDICATED ON PLAN AND EXTINGUISHER IN KITCHEN AS DESIGNATED BY FIRE MARSHALL OR LOCAL AUTHORIZING AGENT.

SPACE NAME	TYPE OF SPACE	NET AREA SF	SF/OCCUPANT	TOTAL
DINING ROOM	NON FIXED SEATS	490 SF	/ 15 NET SF	33
DINING ROOM	FIXED BOOTHS / COUNTER	100 SF	4 BOOTHS 176" / 18	10
QUEUING	STANDING SPACE	45 SF		9
KITCHEN	KITCHEN	1027 SF	/ 200 GROSS	6
COOLER / FREEZER	STORAGE	196 SF	/ 300 NET SF	1
RESTROOMS	RESTROOMS/COORIDOR	342 SF	N/A	-
TOTAL	N/A	+/- 2,200 SF	N/A	59

(30 SEATS TOTAL)

2 WHEEL CHAIR ACCESSIBLE SPACES PER ACCESSIBLE SEATS BASED ON 5% OF TOTAL SEATING



LIFE SAFETY PLAN 1/4"=1'-0" **A**

HAROLD DANIEL HUTTER III
FL. REG. AR88913

PLAN SET REVISIONS:

- △ 06/22/22 - BUILDING COMMENTS
- △ 09/12/22 - BUILDING COMMENTS

CONTRACT DATE: 12-18-2019
BUILDING TYPE: Kb 30-19
PLAN VERSION:
SITE NUMBER:
ENTITY NUMBER:
STORE NUMBER:
LIS PROJECT: 2019-303

KFC
OAKLEAF CORNER OUTPARCEL 3
DUVAL COUNTY, FL



LIFE SAFETY PLAN
LS1.0

DATE: 03/29/2022
PLOT DATE: 03/29/2022

MEANS OF EGRESS (FBC TABLE 1504.1.2)

EGRESS WIDTH PER OCCUPANT - UN-SPRINKLED (FBC SECTION 1005.3.1)	0.3
STAIRWAYS (INCHES PER OCCUPANT)	0.2
OTHER EGRESS COMPONENTS (INCHES PER OCCUPANT)	0.2
EXIT ACCESS TRAVEL DISTANCE (FBC TABLE 1006.2.1)	75 FEET
ASSEMBLY OCCUPANCY / UN-SPRINKLERED	
CORRIDOR WIDTH (FBC TABLE 1020.2)	44 INCHES
MINIMUM WIDTH	
DEADEND CORRIDOR LENGTH (FBC 1020.4)	20 FEET
MAXIMUM LENGTH	
SIZE OF DOORS (FBCA 404.0.3)	32 INCHES
MINIMUM CLEAR WIDTH	
STAIRWAY WIDTH (FBC 1011.2)	44 INCHES
MINIMUM CLEAR WIDTH	
NUMBER OF EXITS AND CONTINUITY (FBC TABLE 1006.3.1)	
OCCUPANT LOAD	# PROVIDED
1-500	2
	2

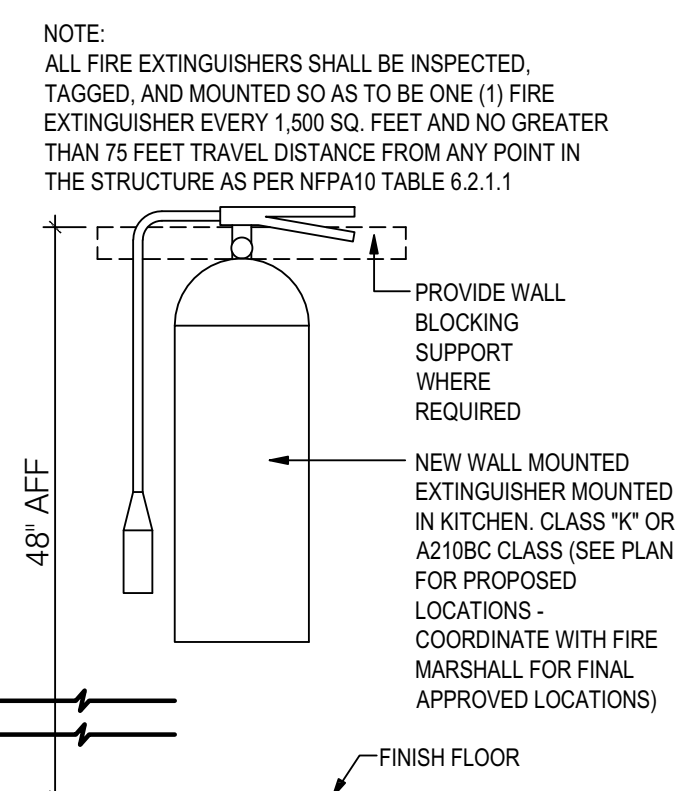
FIRE RESISTANCE

INTERIOR FINISHES (FBC 803)
CLASSIFICATION (FBC 803.1)
CLASS A: FLAME SPREAD INDEX 0-25; SMOKE-DEVELOPED INDEX 0-450
CLASS B: FLAME SPREAD INDEX 26-75; SMOKE-DEVELOPED INDEX 0-450
CLASS C: FLAME SPREAD INDEX 76-200; SMOKE-DEVELOPED INDEX 0-450.

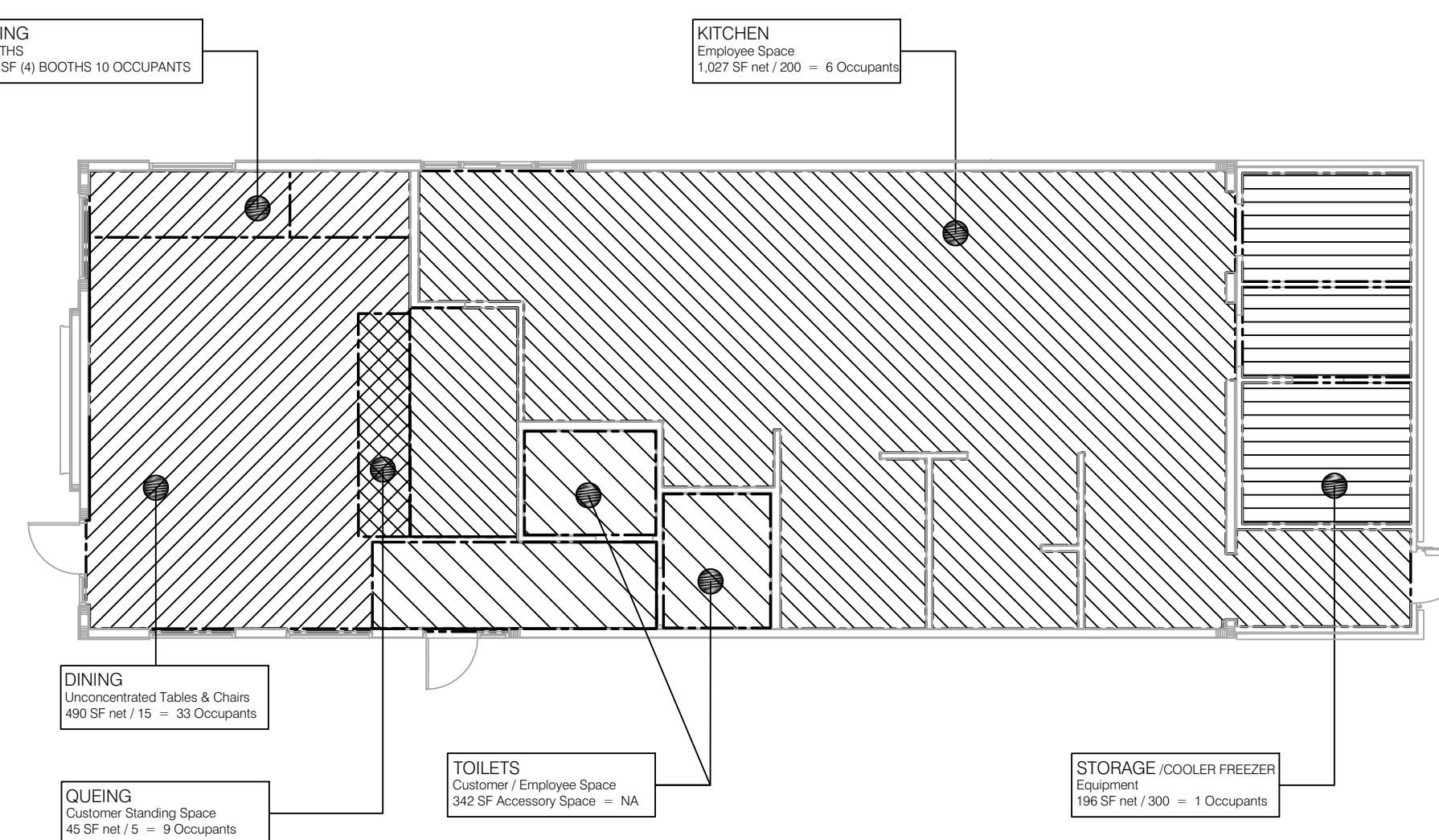
OCCUPANCY (ASSEMBLY UN-SPRINKLERED) (FBC 803.9)
VERTICAL EXITS AND EXIT PASSAGeways - CLASS A
EXIT ACCESS CORRIDORS AND OTHER EXITWAYS - CLASS A
ROOMS AND ENCLOSED SPACES - CLASS B

PLUMBING, MINIMUM FACILITIES (FBC-PLUMBING, TABLE 403.1)

OCCUPANCY	WATER CLOSETS	REQUIRED MALE	REQUIRED FEMALE	PROVIDED
RESTAURANT W/ 40 OCCUPANTS	1 PER 75	1	1	2
	LAVATORIES	1 PER 75	1	1 EACH PROVIDED
	SERVICE SINK	1	1	1 PROVIDED



CODE INFORMATION AND EXTINGUISHER DETAIL **C**



OCCUPANT LOAD KEY PLAN **B**

B-22-511575.000
RCV: 9/12/2022 2:26 PM

DATE: 03/29/2022



Digitally signed by Harold Hutter, III
 DN: cn=Harold Hutter, III,
 o=Land Investment Services,
 LLC, ou, email=Dan@lis-
 ae.com, c=US

Date: 2022.09.12 11:59:15 -04'00

HAROLD DANIEL HUTTER III
 FL REG. AR98913

PLAN SET REVISIONS:

06/22/22 - BUILDING COMMENTS
09/12/22 - BUILDING COMMENTS

CONTRACT DATE: 12-18-2019
 BUILDING TYPE: Kb 30-19
 PLAN VERSION:
 SITE NUMBER:
 ENTITY NUMBER:
 STORE NUMBER:

LIS PROJECT: 2019-303

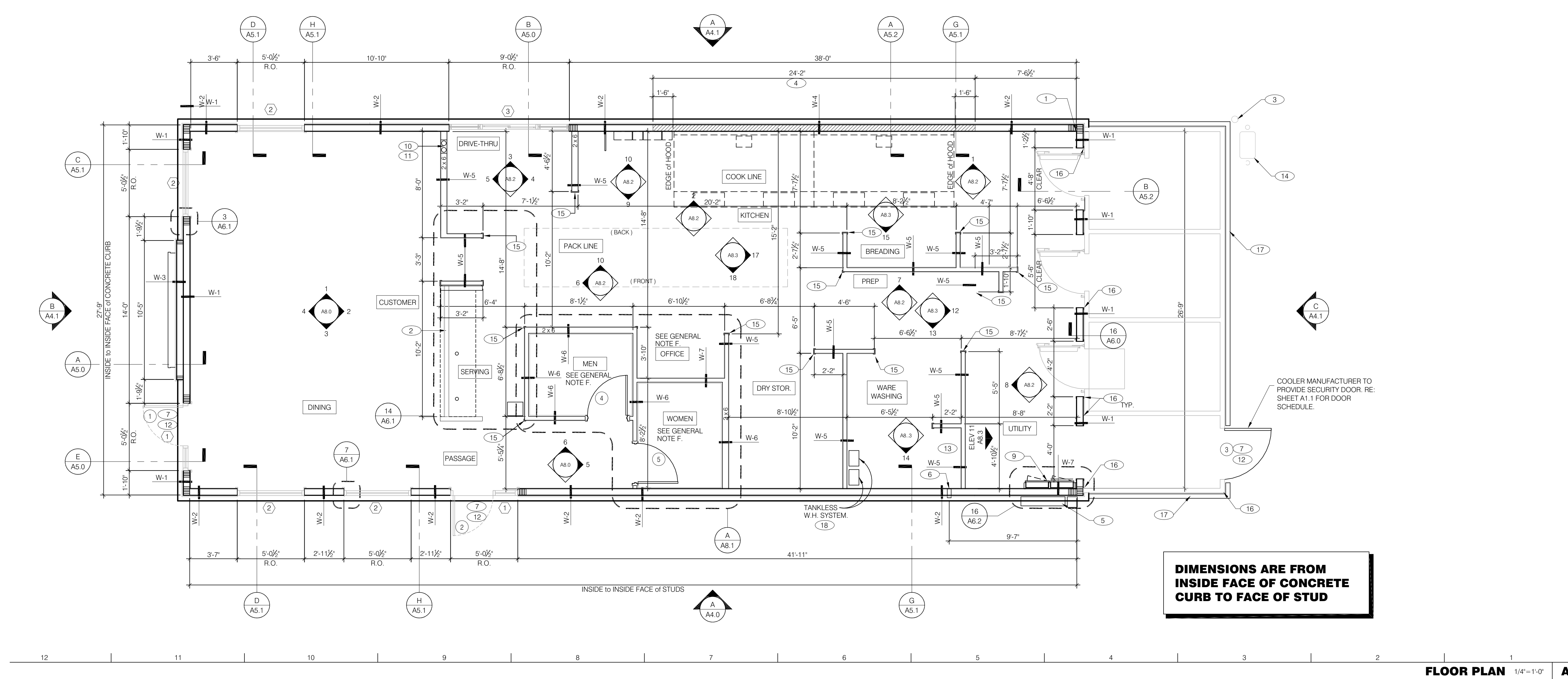
KFC
 OAKLEAF CORNER OUTPARCEL 3
 DUVAL COUNTY, FL



FLOOR PLAN

A1.0

KEY NOTES
 B-22-511575.000
 RCV: 9/12/2022 2:26 PM
 PLOT DATE: 03/29/2022



W-1 EXTERIOR SHEAR WALL:
 2x6 WOOD STUDS AT 16" O.C., SECURED TO SLAB.
 1/2" EXTERIOR PLYWOOD SHEATHING AS SCHEDULED (SEE STRUCTURAL DRAWINGS).
 R-20 KRAFT-FACED FIBERGLASS BATT INSULATION.
 1/2" INTERIOR PLYWOOD SHEATHING AS SCHEDULED (SEE STRUCTURAL DRAWINGS).
 SEE SHEETS A7.2, A8.0, A8.1, A8.2, A8.3 (INTERIOR FINISHES) / A4.0, A4.1, A4.2 (EXTERIOR FINISHES).

W-2 EXTERIOR WALL:
 2x6 WOOD STUDS AT 16" O.C., SECURED TO SLAB.
 1/2" EXTERIOR PLYWOOD SHEATHING AS SCHEDULED (SEE STRUCTURAL DRAWINGS).
 R-20 KRAFT-FACED FIBERGLASS BATT INSULATION.
 1/2" GYPSUM BOARD INTERIOR FINISH (TYPICAL FOR DINING ROOM WALLS).
 1/2" PLYWOOD INTERIOR FINISH (TYPICAL FOR KITCHEN WALLS).
 1/2" CEMENT BOARD INTERIOR FINISH (TYPICAL FOR RESTROOM WALL BEHIND WALL TILE AREA).
 1/2" GYPSUM BOARD INTERIOR FINISH (TYPICAL FOR RESTROOM WALLS AT NON-TILED WALL AREA).
 SEE SHEETS A7.2, A8.0, A8.1, A8.2, A8.3 (INTERIOR FINISHES) / A4.0, A4.1, A4.2 (EXTERIOR FINISHES).

W-3 EXTERIOR TOWER WALL (SEE STRUCTURAL FOR ADDITIONAL DETAILS):
 2x6 WOOD STUDS AT 16" O.C., SECURED TO SLAB.
 1/2" EXTERIOR PLYWOOD SHEATHING.
 R-20 KRAFT FACED FIBERGLASS BATT INSULATION
 2x6 FURRED WALL W/ 3/4" EXTERIOR PLYWOOD SHEATHING ON EXTERIOR SIDE
 3/4" GYPSUM BOARD INTERIOR FINISH (TYPICAL FOR DINING ROOM WALLS)
 SEE WALL SECTIONS DETAIL A/A5.0 FOR MORE INFORMATION
 SEE SHEETS A4.0, A4.1 FOR EXTERIOR FINISHES.

W-4 HOODWALL:
 EXTERIOR WALL WITH 20 GA. S.S. PANEL BEHIND HOOD. EXTEND MIN. 18" BEYOND END OF HOOD.
 5605162-43 MTL STUDS AT 16" O.C. SECURED TO SLAB W/ 5/8" DENSGLASS SHEATHING ON THE EXT.
 OF FRAMING W/ WALL PANEL FINISH RE. A4.0 FOR FINISH SCHEDULE
 ON INSIDE OF FRAMING PROVIDE 1/2" CEMENT BOARD
 FULL HEIGHT RE. A5.2 FOR WALL SECTION
 MINERAL WOOL INSULATION OR EQUAL TO BE FILLED IN FRAMING CAVITY

W-5 INTERIOR WALL:
 2x4 (2x6 WHERE NOTED) WOOD STUDS AT 16" O.C., SECURED TO SLAB.
 1/2" CEMENT BOARD TO 6' A.F.F., BOTH SIDES.
 1/2" GYPSUM BOARD FROM TOP OF CEMENT BOARD TO 2" ABOVE CEILING (DINING ROOM SIDE).
 1/2" PLYWOOD FROM TOP OF CEMENT BOARD TO 2" ABOVE CEILING (KITCHEN SIDE).
 SEE SHEETS A7.2, A8.0a, A8.0b, A8.1, A8.2, A8.3 (INTERIOR FINISHES).

W-6 RESTROOM WALL:
 2x4 (2x6 WHERE NOTED) WOOD STUDS AT 16" O.C., SECURED TO SLAB.
 3-1/2" UN-FACED SOUND BATT INSULATION, FULL HEIGHT OF FINISHED WALL.
 1/2" CEMENT BOARD FULL HEIGHT BEHIND WALL TILE AREA; 1/2" GYPSUM BOARD AT NON-TILED WALL AREAS (RESTROOM SIDE).
 1/2" CEMENT BOARD TO 6' A.F.F. (KITCHEN / DINING ROOM / OFFICE SIDE).
 1/2" GYPSUM BOARD FROM TOP OF CEMENT BOARD TO 2" ABOVE CEILING (DINING ROOM SIDE).
 1/2" PLYWOOD FROM TOP OF CEMENT BOARD TO 2" ABOVE CEILING (KITCHEN / OFFICE SIDE).
 SEE SHEETS A7.2, A8.0a, A8.0b, A8.1, A8.2, A8.3 (INTERIOR FINISHES).

W-7 ELECTRICAL PANEL WALL:
 2x6 WOOD STUDS AT 16" O.C., SECURED TO SLAB.
 3/4" PLYWOOD FROM TOP OF CURB TO 2" ABOVE CEILING, ONE SIDE.
 SEE SHEETS A7.2, A8.0a, A8.0b, A8.1, A8.2, A8.3 (INTERIOR FINISHES).

NOTE: REFER TO WALL BASE DETAILS, SHEET A6.2

DIMENSIONS:
 A. ALL DIMENSIONS ARE FROM INSIDE FACE OF CURB TO FACE OF STUD. REFER TO FOUNDATION PLAN FOR FACE OF CURB DIMENSIONS. SEE KEYNOTE 1, THIS SHEET.
 B. DIMENSIONS NOTED AS "CLEAR" OR "HOLD" ARE MIN. REQ'D. NET CLEARANCE FROM FACE OF WALL FINISH.
 C. VERIFY FINAL EQUIPMENT SIZES W/ VENDOR PRIOR TO INT. WALL FRAMING.

WINDOWS / DOORS:
 A. SEE SHEET A1.1 FOR WINDOW TYPES AND DOOR SCHEDULE.
 B. ALL DOOR AND WINDOW OPENING DIMENSIONS ARE TO ROUGH OPENING.

FINISH SUBSTRATES:
 A. PROVIDE 1/2" THICK CEMENT BOARD FROM FLOOR SLAB TO 6' A.F.F., U.N.O.
 B. ALL JOINTS, GAPS OR SPACES LEADING TO ALL HOLLOW OR INACCESSIBLE SPACES SHALL BE SEALED WITH "NSF INTERNATIONAL" APPROVED SEALANTS.
 C. ALL BACK OF HOUSE AND OFFICE WALLS SHALL HAVE 1/2" CDX PLYWOOD SUBSTRATE, U.O.N.
 D. PROVIDE SOLID BLOCKING FOR WALL SUPPORTED ITEMS.

DECOR:
 A. SEE A2.0 FOR SEATING PLAN AND DETAILS.
 B. SEE A7.0 FOR FLOOR FINISHES.
 C. SEE A8.0, A8.1, A8.2, A8.3 FOR WALL FINISHES.
 D. SEE A7.1 FOR CEILING FINISHES.

GENERAL:
 A. PROVIDE THREE FIRE EXTINGUISHERS - (2) 10 lb. BC and (1) 10 lb. ABC - TO COMPLY WITH LOCAL FIRE CODE. LOCATE PER DIRECTION OF FIRE MARSHALL OR LOCAL AUTHORIZING AGENT.
 B. DRAWINGS ARE BASED UPON WOOD FRAMING. UTILIZATION OF METAL STUDS ON NON-BEARING INTERIOR PARTITIONS, BULKHEADS AND SOFFITS IS ACCEPTABLE.
 C. ALL ATTACHMENTS MADE THROUGH E.I.F.S. SHALL BE BUSHED TO PREVENT DAMAGE TO THE FINISH. SEE DETAIL 9 / A6.2.
 D. ALL PENETRATIONS THROUGH E.I.F.S. SHALL BE SEALED USING MFRS. APPROVED METHOD.
 E. COORDINATE FRAMING ABOVE CEILING WITH HVAC DUCT WORK.
 F. SEE SHEET A8.1 FOR ENLARGED RESTROOM AND OFFICE PLAN.

- 1 STARTING POINT: ALL SUB-TRADES SHALL USE THIS POINT OF ORIGIN FOR LAY-OUT (INSIDE CORNER OF CONCRETE CURB).
 INSIDE FACE OF CURB TO FACE OF CURB DIMENSIONS:
 > 26'-9" (SIDE TO SIDE)
 > 66'-5" (FRONT TO BACK).
- 2 CUSTOMER COUNTER KNEE-WALL BY G.C. SEE PLAN and SECTION, SHEET A6.1.
- 3 PIPE BOLLARD. REFER TO SITE DRAWINGS. COORDINATE WITH LOCATION OF GAS METER.
- 4 HOOD WALL. SEE WALL LEGEND. COORDINATE WITH HOOD LOCATION; SEE SHEET M2.0. REFER TO COOK LINE ELEVATION, SHEET A8.2 and HOOD SECTIONS 4 and 12, SHEET M3.0.
- 5 ELECTRICAL MAIN SWITCH BOARD. REFER TO ELECTRICAL DRAWINGS.
- 6 CO2 FILL BOX LOCATION.
- 7 METAL THRESHOLD.
- 8 GATE WITH PANIC HARDWARE.
- 9 ELECTRICAL PANELS; REFER TO ELECTRICAL DRAWINGS.
- 10 SYRUP / FILTERED WATER TUBE BUNDLES IN CHASE WALL.
- 11 8" x 12" HORIZONTAL OPENING FOR SYRUP TUBES. COORDINATE WALL OPENING WITH DRINK STATION EQUIPMENT SUPPLIER. SEE DETAIL 4 / A6.3. REFER TO ELEVATION 1 / A8.0 and 5 / A8.2.
- 12 PROVIDE HORIZONTAL DOOR SWEEPS AT ALL EXTERIOR DOORS. SEE SHEET A1.1.
- 13 COORDINATE WALL CLEARANCE WITH MOP SINK DIMENSIONS; SEE SHEET A2.0. REFER TO EQUIPMENT CUT SHEETS PROVIDED ON PLANS.YUM.COM WEBSITE.
- 14 GAS METER
- 15 S.S. CORNERGUARD / WALL CAP. TYPICAL AT ALL CORNERS FROM REAR WALL TO KITCHEN SIDE OF SERVICE COUNTER. SEE DETAIL 10 / A6.3
- 16 PROVIDE CLOSURE STRIPS W/ BACKER ROD AND SEALANT BETWEEN COLD STORAGE BOX AND ADJACENT WALL SURFACES. DISCONTINUE WALL COVERING BEHIND BOXES.
- 17 EXTERIOR FENCE BY OTHERS
- 18 TANKLESS WH SYSTEM - SEE MEP DRAWINGS

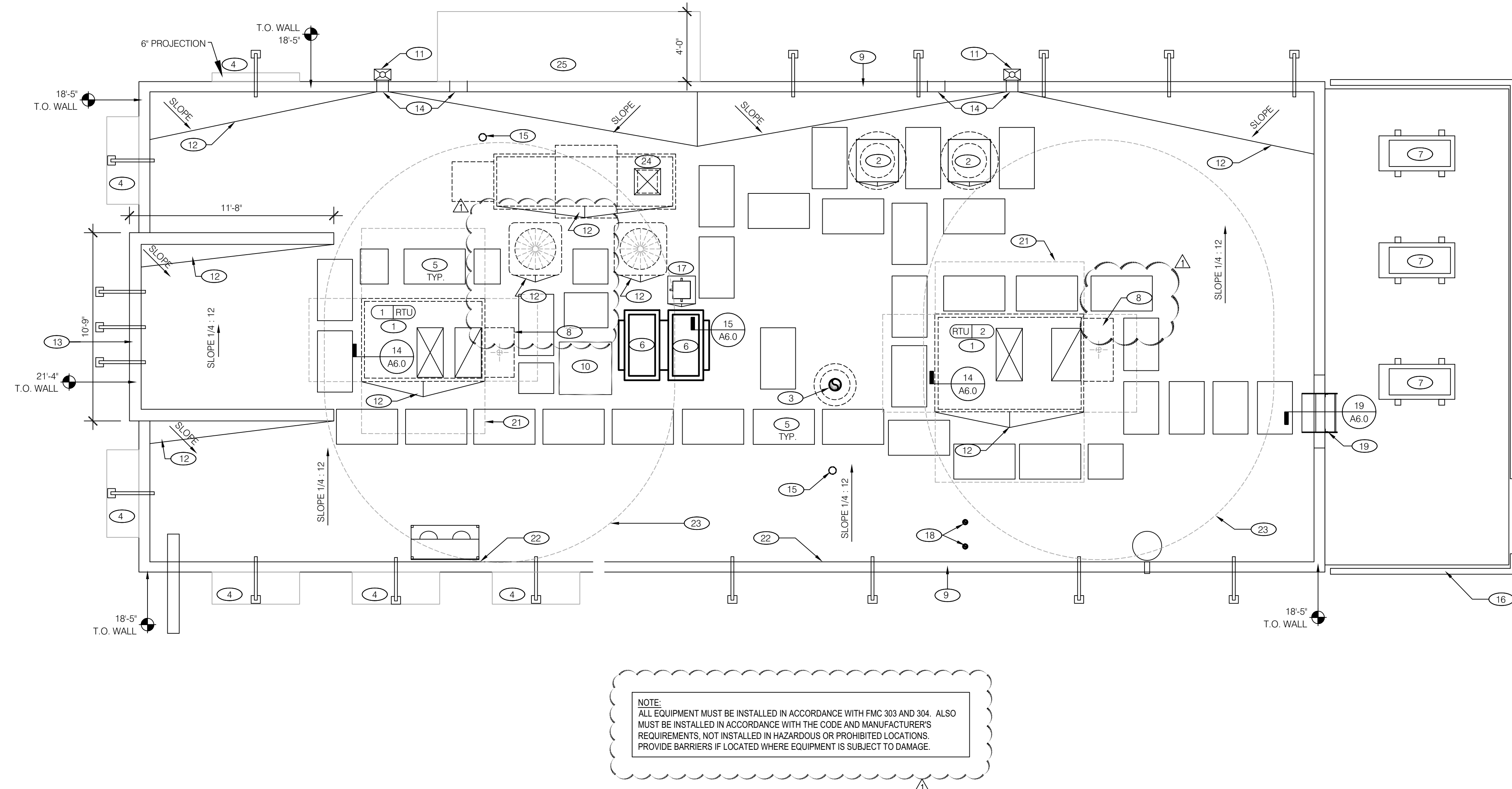
WALL TYPES

FLOOR PLAN NOTES

KEY NOTES

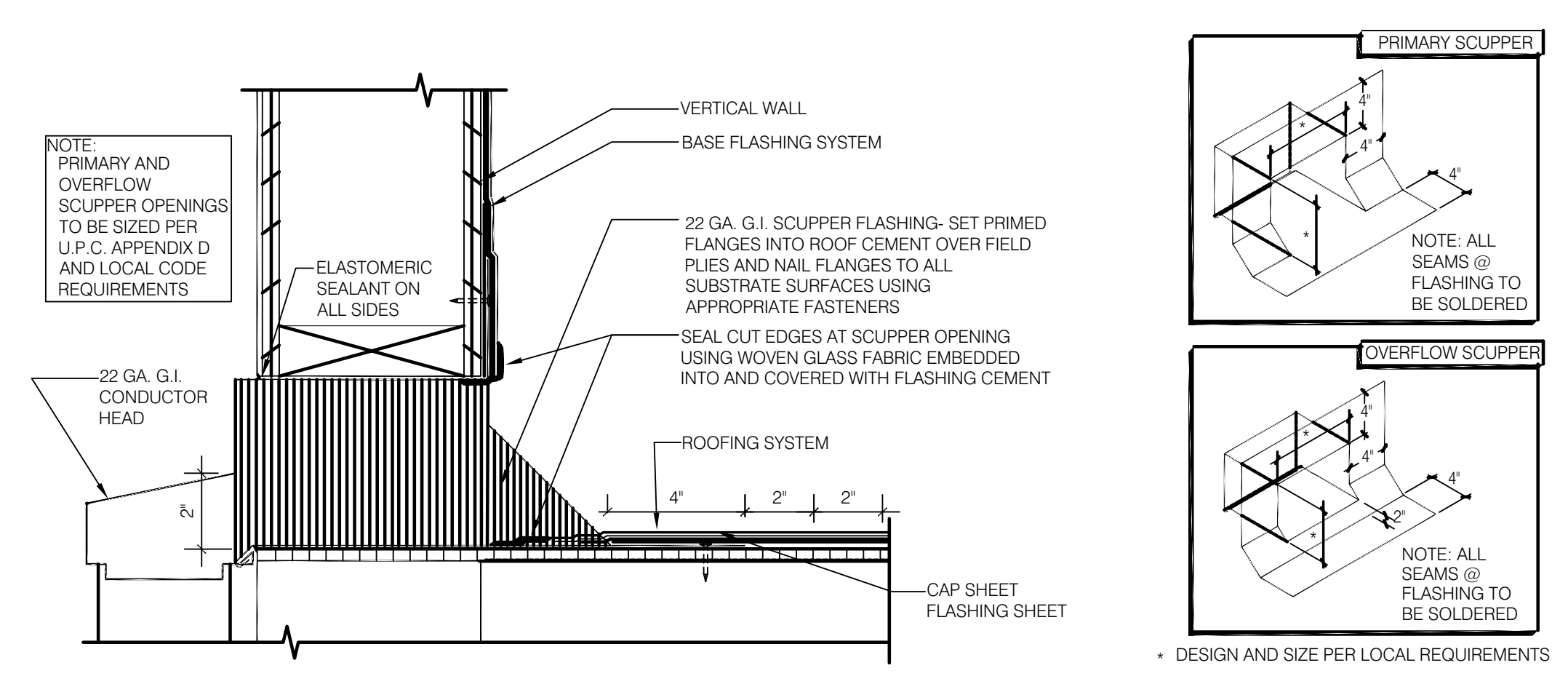
EQUIPMENT SCHEDULE									
NO.	QTY	G.C. INST.	ITEM DESCRIPTION	MFR. & MODEL NUMBER	PLUMB	ELECT	GAS	REMARKS	NO.
B CONTRACTOR BUILDING ELEMENTS									
B-120	1	X	DRIVE-THRU WINDOW	QUICKSERV #SC4030CR				CLEAR ANODIZED	B-120
B-215	2	X	WATER HEATER (TANKLESS)	RINNAI / MODEL: RL94i (REU-VC2837FFUD-US)	X	X	X	SEE A/P1.0 PLUMBING SCHEDULE WH-1 & WH-2	B-215
B-241	5	X	SOAP DISPENSER (WALL MOUNT)	KAY 3675				SURFACE MOUNTED	B-241
B-251	3	X	SANITIZER DISPENSER	KAY 3741				SURFACE MOUNTED	B-251
B-265	2	X	MIRROR, 18" X 36"	BOBRICK #B-165-1836				SURFACE MOUNTED	B-265
B-275	2	X	TOILET PAPER DISPENSER	BOBRICK #B-2890				SURFACE MOUNTED	B-275
B-290	5	X	PAPER TOWEL DISPENSER	BOBRICK #B-262				SURFACE MOUNTED	B-290
B-294	2	X	TRASH RECEPTACLE	BOBRICK #B-3644				SEMI-RECESSED	B-294
B-300	2	X	GRAB BAR 1-1/2"DIA X 36" S.S. FIN.	BOBRICK #B6806X36				SURFACE MOUNTED	B-300
B-305	2	X	GRAB BAR 1-1/2"DIA X 42" S.S. FIN.	BOBRICK #B6806X42				SURFACE MOUNTED	B-305
B-310	2	X	GRAB BAR 1-1/2"DIA X 18" S.S. FIN.	BOBRICK #B6806X18				SURFACE MTD	B-310
B-405	5	X	WASTE BASKET	RUBBERMAID SLIM JIM #3541 (GREY)					B-405
B-410	1	X	SANITARY NAPKIN RECEPTACLE	RUBBERMAID #6140				INCLUDES ACCESSORY KIT & MOUNTING HARDWARE	B-410
B-599	1	X	MOP SINK STATION	ISS #WST806Y					B-599
B-620	1	X	CHICKEN MOP SINK STATION	ISS #MOPCHICKMB					B-620
B-700	2	X	BABY CHANGING TABLE					G.C. TO CONFIRM RSCS PROVIDED ITEM CONFORMS TO REQUIRED CLEARANCES	B-700
-	-	-	-	-	-	-	-	-	-
C COOKING EQUIPMENT									
C-001	3	X	COLLECTRAMATIC PRESSURE FRYER	WINSTON 64 LBS #LP46		X		POWERED BY 208 VOLTS 10,500 WATTS	C-001
C-018	4	X	OPEN FRYER W/ CONTROLLER	PITCO #PK-SFSSH75-2		X	X	COMES WITH GAS HOSE KIT	C-018
C-130	1	X	CONVECTION OVEN W/ CONTROLLER	BLODGETTE MARK V		X		6 POWER CORD, SLIDE OUT SHELF, 208 VAC 60HZ	C-130
C-183	2	X	MICROWAVE OVEN 2100 W	SHARP #R-25JTF		X			C-183
C-212	1	X	BUN TOASTER	PRINCE CASTLE # 297T9KFC		X			C-212
C-375	2	X	FRYER LANDING PORTABLE FRYER OIL FILTER	#CCF-16					C-375
-	-	-	-	-	-	-	-	-	-
E EXHAUST HOODS/FIRE SUPP.									
E-241	1	X	2 - 10'-6" WIDE CANOPY HOOD	STRAVENT		X		SEE HOOD MFR. DRAWINGS (HOOD 1 of 2) M3.0, M3.1	E-241
F OFFICE/EMPLOYEE/MUSIC/MISC.									
F-006	1	X	FILE CABINET (2 DRAWER HIGH)	LOUISVILLE MILL - HON R612PL					F-006
F-024	1	X	CHAIR - OFFICE (MANAGER)	HON HLN7901AB10T					F-024
F-040	1		OFFICE COMPUTER	POS PROVIDED		X			F-040
F-050	1		CREDIT CARD SATELLITE ROUTER JUNCTION	YUM		X			F-050
F-060	1		MONITOR-OFFICE	YUM					F-060
F-080	1		OFFICE PRINTER/ COPIER/ FAX/ SCANNER	POS PROVIDED		X			F-080
F-090	1		UPS (UN-INTERUPTABLE POWER SUPPLY)	POS PROVIDED		X			F-090
F-131	1		MUSIC SYSTEM	MUZAK #6848, LOCAL LEASE		X		MUZAC (LOCAL LEASE), W/ 4 SPEAKERS	F-131
F-211	2	X	CLOCK	B&B SYSTEMS #02060475					F-211
F-270	1	X	FIRST AID KIT	SWIFT #68-UFPC					F-270
F-500	1	X	HIGH CHAIR	KOALA KARE #KB103 'CLASSIC' (GREY)					F-500
F-915	2	X	FLOOR MAT 3' x 5'	ENTRANCE, INC. #41150012				RUBBERIZED	F-915
F-920	1	X	FLOOR MAT 2' x 7'-6"	CREST #249614 ANTISLIP				RUBBERIZED	F-920
-	-	-	-	-	-	-	-	-	-
K WORKSTATIONS/SHELVING/CARTS									
K-130	2	X	MOBILE FRONT COUNTER CART 18"x24"	ISS #FC18242MYA					K-130
K-131	1	X	MOBILE CONDIMENT CART	ISS #CONDDPSS					K-131
K-227	1	X	3 COMP. SINK WORKSTATION, 96"L	ISS #WST808E					K-227
K-269	1	X	BREADING WORKSTATION (DOUBLE) 18" x 48"	ISS #WST758Y					K-269
K-280	1	X	48" MICROWAVE WORKSTATION	ISS #WST760E					K-280
K-282	1	X	MIXER WORKSTATION	ISS #WST757E					K-282
K-300	7	X	DUNNAGE RACKS	YESS #PE84065					K-300
K-318	1	X	SLAW CART	TBD					K-318
K-425	2	X	BAKERS RACK 20.5" x 26" x 69"	NEW AGE INDUSTRIAL #1331					K-425
K-437	1	X	VEGGIE MODULE, 24" X 36"	ISS #WST1139Y					K-437
K-498	1	X	SHELVING UNIT 18" x 48" x 74"H (4 TIER)	ISS #SU184874Y					K-498
K-502	3	X	SHELVING UNIT 24" X 36" X 74"H (4 TIER)	ISS #SU243674Y					K-502
K-504	1	X	SHELVING UNIT 24" X 48" X 74"H (4 TIER)	ISS #SU244874Y					K-502
K-506	7	X	SHELVING UNIT 24" x 60" x 74"H (4 TIER)	ISS #SU246074Y					K-506
K-512	4	X	SHELVING UNIT 18" x 60" x 74"H (4 TIER)	ISS #SU186074Y					K-512
K-660	1	X	SHELVING UNIT 24" x 36" x 74" (6 TIER)	SPG #KFC 24x36E					K-660
K-615	3	X	SHELVING UNIT 18" x 54" x 74"H (4 TIER)	ISS #SU185474Y					K-615
-	-	-	-	-	-	-	-	-	-
L LIGHTING/SIGNAGE/MENUBOARDS									
L-044	1	X	INTERIOR MAGNETIC MENU BOARD	POSTERLOID # PSTR7PANELHWDKIT				INCLUDES MOUNTING RAILS AND BRACKETS.	L-044
L-150	1	X	SECURITY DOOR DANGER SIGN	ADVERCO #ADVJUSTOM				ORDERED DIRECT FROM YRFS	L-150
L-151	1	X	CHAMPS BOARD 31"W x 23"H					ORDERED DIRECT FROM YRFS	L-151
-	-	-	-	-	-	-	-	-	-

EQUIPMENT SCHEDULE									
NO.	QTY	G.C. INST.	ITEM DESCRIPTION	MFR & MODEL NUMBER	PLUMB	ELECT	GAS	REMARKS	NO.
N SINKS/DISHWASHERS									
N-014	1	X	3-COMP POWER SOAK 108"L x 34"D	METCRAFT #200PSB108L121DIPKFC	X	X		W/ T & S B-2466 FAUCET & SPRAY RINSE	N-014
N-053	3	X	HAND SINK (KITCHEN)	AERO #HS-MOD	X				N-053
N-071	1	X	MOP SINK FAUCET	T&S B-2465	X				N-071
N-131	1	X	PRE-RINSE KIT	T&S B-2466	X			FOR N-014	N-131
N-133	3	X	HAND SINK FAUCET	T&S FAUCET B-2456-W	X			SPLASH MOUNTED, FOR N-053	N-133
N-150	3	X	HAND SINK FOOT PEDAL	T&S B-0507	X			FOR N-053	N-150
N-202	1	X	MOP SINK 24" x 24" FLOOR MOUNT SINK	AERO MANUFACTURING CO., INC. #3MP-2121-6	X			INCLUDES (2) 24"x36" WALL PANELS	N-202
P FOOD PREPARATION									
P-063	1	X	WARMER, FRY, CRISP N HOLD	#CNH28LP208V/ 60HZ		X			P-063
P-101	1	X	FRANKE BUCKET TOWER			X			P-101
P-189	1	X	DUAL ELECTRICAL OUTLETS	DELFIELD		X		DELFIELD DUAL M-LINE	P-189
P-190	1	X	HOT WELL TABLE	DELFIELD		X		DELFIELD DUAL M-LINE	P-190
P-191	1	X	COLD WELL TABLE	DELFIELD		X		DELFIELD DUAL M-LINE	P-191
P-192	1	X	AMBIENT WELL, DUAL	DELFIELD		X		DELFIELD DUAL M-LINE	P-192
P-193	1	X	BASE UNIT 25"	DELFIELD		X		DELFIELD DUAL M-LINE	P-193
P-194	1	X	BASE UNIT 35"	DELFIELD		X		DELFIELD DUAL M-LINE	P-194
P-195	1	X	FRY DUMP TABLE	DELFIELD		X		DELFIELD DUAL M-LINE	P-071
P-532	1	X	SHORTENING SHUTTLE	WORCESTER SS-709					P-532
P-575	1	X	CAN OPENER	EDLUND EDL16100					P-575
P-601	2	X	BREADING TABLE (SINGLE), 48"L x 30"W x 36"H	AYR KING #BBS-U-4830-BPC		X			P-601
P-651	1	X	CONVECTION OVEN TABLE, 32"W x 31"D x 24"H w/ 4"H RAILS	APW #4857720				ON CASTERS	P-651
P-652	1	X	WORK TABLE over 1/2-HEIGHT FREEZER, 32"W x 31"D x 36"H	APW #4857800					P-652
P-674	1	X	WORK STATION FOR HOT WATER 18"W x 30"D x 76"H	ISS #WST790E				HOT WATER DISPENSER STATION	P-674
P-721	2	X	5 GAL HOT WATER MACHINE	BUNN 125000066	X	X			P-721
-	-	-	-	-	-	-	-	-	-
R REFRIGERATION									
R-030	2	X	1/2 HT. FREEZER (RH) STD. CASTERS	DELFIELD 407CA, RH		X			R-030
R-930	1	X	PACKLINE EQUIPMENT	TBD					R-930
R-931	1	X	PACKLINE EQUIPMENT	TBD					R-931
S SERVING/DRIVE-THRU									
S-015	2	X	HOLDING CABINET	AHC993RH	X	X		L/H FRONT, R/H BACK w/ FLIP DOORS BOTH SIDES	S-015
S-017	1	X	IMPROVED FULL-HEIGHT HEATED CABINET	HENNY PENNY #AHC-990LSD	X			L/H FRONT, R/H BACK w/ GLASS DOOR BOTH SIDES	S-017
S-028	1	X	GRILL TABLE	SLTG4821-K					S-028
S-044	1	X	BUN HOLDING CABINET	KFCEVOBH208		X		FLIP DOOR ACCESS ON BOTH SIDES	S-044
S-053	1	X	HOLDING CABINET	KFCEVOSH208		X		SLIDING DOOR ACCESS ON BOTH SIDES	S-053
S-087	1	X	INFARED HOLDING BIN	PRINCE CASTLE DHB2PT33KFCB		X			S-087
S-200	1		DRIVE-THRU TIMER	HME		X			S-200
S-250	1		DUAL OUTPUT VEHICLE DETECTOR	HME		X			S-250
S-251	1		DRIVE-THRU TIMER DISPLAY UNIT	HME		X			S-251
S-260	1	X	DRIVE THRU CONDIMENT TOWER	ISS #CONDOW24L					S-260
S-283	1	X	DRIVE THRU DRINK STAGER	ISS #WST788E					S-283
S-287	1	X	WATER FILTER SYSTEM	SELECTO #BFCS, PART #66-6145LFM				PROVIDED and INSTALLED BY PEPSI	S-287
S-288	1	X	WATER FILTER SYSTEM	SELECTO #SMFIC614, PART #80-6140	X			PROVIDED BY OWNER / INSTALLED BY G.C.	S-288
S-346	1	X	PICK-UP DRIVE-THRU COUNTER (30' x 54')	ISS #WST1140Y					S-346
S-361	1	X	BEVERAGE COUNTER-DRIVE THRU 53"L x 32"D x 34"H	ISS #WST1140Y					S-361
S-404	1	X	BUNN TB 3-Q BREWER						S-404
S-413	2	X	URN						S-413
S-449	1	X	TIME TAG SYSTEM	FRANKE #27800400					S-449
S-453	2	X	T-SHIRT BAG HOLDER	FRANKE #27012973				ATTACH TO POSTPACK <P-107>	S-453
S-482	1	X	CUP DISPENSER 30-1/16" x 15-1/16" x 23-3/4"D	A.J. ANTUNES #DACS60					S-482
S-483	1	X	CUP DISPENSER 22" W x 19" H x 5 5/8" D	DIVERSIFIED METAL #WR-CC-22-RD					S-483
S-504	1	X	LID AND STRAW DISPENSER	DISPENSE-RITE #DMP TLD-3BT-2STR					S-504
S-514	2		ICE CUBER	MANITOWOC # 1Y0684C		X	X		S-514
S-532	2		BEVERAGE DISPENSER (SELF SERVE / DRIVE THRU)	CORNELIUS #ED 250		X	X		S-532
S-550	1		BAG-IN-BOX SYRUP RACK	CORNELIUS/REMCOR BNB12B8P		X		FLO-3REG-2CRB, PROVIDED and INSTALLED BY PEPSI	S-550
S-570	2		CARBONATOR	CORNELIUS/REMCOR		X	X	LOCATED ON SHELF BENEATH DRINK MACHINE	S-570
S-580	1		CO2 (BULK) TANK	MVE #11805373				WITHOUT IMPURITY RING	S-580
S-600	2		BUNDLED SYRUP LINES	CORNELIUS/REMCOR TUBE BUNDLE		X		PROVIDED and INSTALLED BY PEPSI	S-600
S-x01	3	X	NAPKIN TOWER	EXPRESSNAP 32XSP				DRINK, FRONT COUNTER, DT	S-818
-	-	-	-	-	-	-	-	-	-
U SECURITY/COMM./FIRE PROT./POS									
U-008	1	X	BASE STATION - D/T COMM. SYSTEM w/ HEADSET RACK	ION IQ 6A10 SYSTEM; HME #C30000-6-HS-YUM		X		6 COMMUNICATORS & BATTERY CHARGER, +7-0" A.F.F.	U-008
U-012	1	X	INTEGRATED PACKLINE KIT	ICP105					U-012
U-013	1	X	VIEWSONIC LCD DISPLAY	VA705B		X			U-013
U-031	1	X	CCTV DVR & MONITOR	MARTCO, INC. #E58050046		X			U-031
U-050	1	X	SECURITY SYSTEM	ADT #E53200155		X			U-050
U-070	3		RECEIPT PRINTER	POS PROVIDED		X		2 FOR F/C AND 1 D/T	U-070
U-100	4		POS/ORDER ENTRY TERMINAL	POS PROVIDED		X			U-100
U-120	2								



NOTE:
 ALL EQUIPMENT MUST BE INSTALLED IN ACCORDANCE WITH FMC 303 AND 304. ALSO MUST BE INSTALLED IN ACCORDANCE WITH THE CODE AND MANUFACTURER'S REQUIREMENTS, NOT INSTALLED IN HAZARDOUS OR PROHIBITED LOCATIONS. PROVIDE BARRIERS IF LOCATED WHERE EQUIPMENT IS SUBJECT TO DAMAGE.

ROOF PLAN 1/4" = 1'-0" **A**



SCUPPER FLASHING **F**

WATERPROOFING:
 A. TOP NAILING AT PARAPET CAP FLASHING WILL NOT BE ACCEPTED.
 B. PENETRATIONS IN ROOFING MEMBRANE AND FLASHING SHALL ONLY BE MADE AS INDICATED ON THE DRAWINGS OR SPECS.
 C. ALL SHEET MTL FLASHING SHALL BE 22 GA MIN.

MISCELLANEOUS:
 A. ROOF PENETRATIONS CLOSER THAN 12" FROM ANOTHER WILL NOT BE ALLOWED.
 B. EXHAUST FANS MIN. 10'-0" AWAY FROM ALL AIR INTAKE / SUPPLY.

ROOF INSULATION:
 A. RIGID BOARD, INSULATION TYPE 3. REFER TO SPECIFICATION SECTION 0721.0.
 B. BOARD THICKNESS TO BE DETERMINED BY SITE-SPECIFIC REGIONAL REQUIREMENTS; 1/2" MINIMUM (PER ROOFING SYSTEM STANDARD).

ROOFING SYSTEM:
 A. DURO-LAST SINGLE-PLY SYSTEM TO BE INSTALLED IN STRICT ACCORDANCE WITH MANUFACTURER'S SPECIFICATIONS AND RECOMMENDATIONS.
 B. G.C. SHALL COORDINATE ALL INSTALLATION REQUIREMENTS.

ALTERNATE ROOFING SYSTEM:
 A. MODIFIED BITUMEN MEMBRANE SYSTEM. REFER TO SPECIFICATION SECTION 0755.0.
 B. G.C. SHALL COORDINATE ALL INSTALLATION REQUIREMENTS.

ROOF CRICKETS:
 A. CRICKETS @ ROOFTOP EQUIPMENT SHALL BE FORMED WITH TAPERED INSULATION TO SUCH AN EXTENT AS TO PROVIDE A POSITIVE MIN. 1/2" SLOPE TO THE VALLEY.


ROOF PLAN NOTES **D**

- 1 HVAC UNIT. INSTALL PLUMB AND LEVEL.
- 2 KITCHEN HOOD EXHAUST FAN. SEE SHEETS M3.0 and M3.1. REFER TO DETAIL 18 / A6.0.
- 3 RESTROOM EXHAUST FAN VENT PIPE. SEE DETAIL 2 / M4.0. COORDINATE LOCATION WITH RTU-2 AIR INTAKE; SEE KEYNOTE 23, THIS SHEET.
- 4 AWNING by SIGN VENDOR. SEE SCOPE OF WORK.
- 5 ROOF WALK MATS. SEE ROOF SPECS.
- 6 ICE MACHINE CONDENSERS.
- 7 WALK-IN COOLER / FREEZER CONDENSERS. SEE SCOPE OF WORK SHEET.
- 8 OUTSIDE AIR INTAKE FOR HVAC UNIT. MAINTAIN MIN. 10'-0" SEPARATION FROM PLUMBING VENTS, FLUES AND BUILDING EXHAUST. OUTSIDE AIR TO BE BALANCED PER SCHEDULE ON SHEET M1.0.
- 9 PARAPET CAP. SEE DETAILS 2 / A6.0.
- 10 PREFERRED LOCATION FOR SATELLITE DISH SLED. SEE SCOPE OF WORK.
- 11 COLLECTOR HEAD AND DOWNSPOUT.
- 12 ROOF CRICKET; MINIMUM SLOPE = 1/2" per FT.
- 13 TOWER PARAPET CAP. SEE DETAIL 1/A6.0
- 14 SCUPPERS. SEE DETAIL F. THIS SHEET TOP OF OVERFLOW SCUPPER TO BE SET 2" ABOVE TOP OF ROOF DRAIN
- 15 WASTE VENT UP THRU ROOF; SEE DETAIL 12 / A6.0. COORDINATE LOCATION WITH KEYNOTE 23, THIS SHEET.
- 16 FENCE OR SCREEN BELOW.
- 17 PIPE HOOD FOR SATELLITE DISH and/or REFRIGERANT LINES. SEE DETAIL 9 / A6.0.
- 18 WATER HEATER CONCENTRIC PIPING. COORDINATE LOCATION WITH RTU-2 AIR INTAKE; SEE KEYNOTE 23, THIS SHEET.
- 19 ROOF LADDER. SEE DETAIL 19/A6.0
- 20 NOT USED.
- 21 CLEAR ROOF WORK AREA AROUND RTU.
- 22 ROOF HIGH-POINT = 14'-10 1/2" (BASED ON THE FOLLOWING CRITERIA):
 TOP OF ROOF TRUSS = 14'-0" AFF
 ROOF DECK = 5/8" THICK
 @ 1/4" per FOOT x 26'-9" = 6 3/4"
 3" THICK PLAT RIGID INSULATION BASE
 ROOF MEMBRANE = 1/8"±
 ENSURE ROOF HIGH-POINT IS EQUAL TO / GREATER THAN 42" BELOW TOP OF PARAPET CAP.
- 23 CLEAR ROOF AREA AROUND RTU AIR INTAKE. NO BUILDING / EQUIPMENT EXHAUST PERMITTED WITHIN THIS AREA.
- 24 MAKE UP AIR UNIT. SEE M1.0
- 25 PRE-FINISHED ALUM. CANOPY LOCATED OVER DRIVE THRU WINDOW. DESIGNED BY VENDOR. ATTACH CANOPY WITH STEEL TIE RODS EXTENDED BACK TO AND ANCHORED TO BUILDING SUBSTRATE. PROVIDE WOOD BLOCKING AS REQUIRED FOR PROPER INSTALLATION & SUPPORT

KEY NOTES **B**

ENGINEERING OFFICE
 2143D Palms Blvd.
 Suite 200
 Palm Springs, CA 92262
 Phone: (760) 325-9944
 Facsimile: (760) 325-9928

LIS ARCHITECTURE
 ENGINEERING
 LAND INVESTMENT SERVICES, LLC
 44-26002040 CA. NO. 6853 LEI 1057
 ARCHITECTURE / ENGINEERING OFFICE
 2572 West State Road 426
 Suite 200
 Palm Springs, CA 92262
 Phone: (760) 325-9944
 Facsimile: (760) 325-9928



Digitally signed by Harold Hutter, III
 DN: cn=Harold Hutter, III, o=Land Investment Services, LLC, ou, email=DanH@lis-ae.com, c=US
 Date: 2022.09.12 12:03:37 -04'00

HAROLD DANIEL HUTTER III
 FL REG. AR89813

PLAN SET REVISIONS:

▲	06/22/22 - BUILDING COMMENTS
▲	09/12/22 - BUILDING COMMENTS
▲	
▲	
▲	
▲	
▲	
▲	

CONTRACT DATE: 12-18-2019
 BUILDING TYPE: Kb 30-19
 PLAN VERSION:
 SITE NUMBER:
 ENTITY NUMBER:
 STORE NUMBER:
 LIS PROJECT: 2019-303

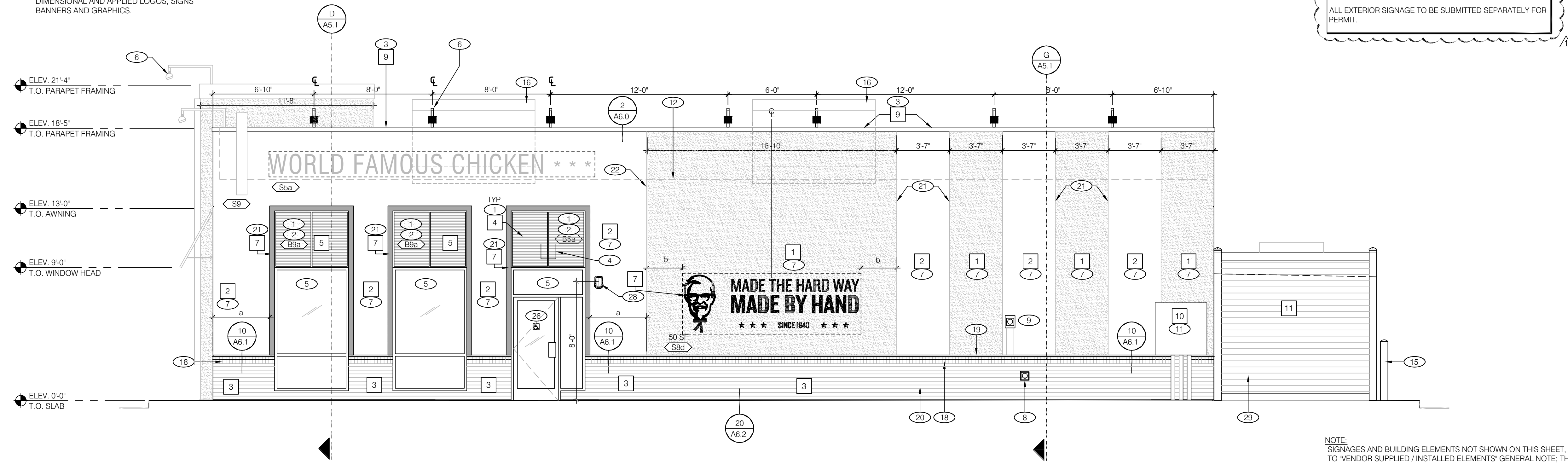
KFC
 OAKLEAF CORNER OUTPARCEL 3
 DUVAL COUNTY, FL



ROOF PLAN
A3.0

B-22-511575.000
 RCV: 9/12/2022 2:26 PM
 KEY NOTES
 PLOT DATE: 03/29/2022

NOTE:
REFER TO GRAPHICS PACKAGE FOR EXACT LOCATION, SIZE AND FORM OF ALL EXTERIOR DIMENSIONAL AND APPLIED LOGOS, SIGNS BANNERS AND GRAPHICS.



NOTE:
ALL EXTERIOR SIGNAGE TO BE SUBMITTED SEPARATELY FOR PERMIT.

NOTE:
SIGNAGES AND BUILDING ELEMENTS NOT SHOWN ON THIS SHEET, REFER TO 'VENDOR SUPPLIED / INSTALLED ELEMENTS' GENERAL NOTE, THIS SHEET.

MAIN ENTRY ELEVATION 1/4"=1'-0" **A**

SYMBOL	EXTERIOR WALL AREA	MANUFACTURER	COLOR	NOTES	CONTACT
1	EXTERIOR PAINT	BENJAMIN MOORE	AURA EXTERIOR PAINT EXOTIC RED 2086-10 LOW LUSTER (634)		KURT MCCLELLAND P: (800) 635-5147 / C: (502) 640-1608 kurt.mcclelland@benjaminmoore.com
2	EXTERIOR PAINT	BENJAMIN MOORE	REGAL SELECT EXTERIOR PAINT WEDDING VEIL 2125-70 LOW LUSTER (N401)		KURT MCCLELLAND P: (800) 635-5147 / C: (502) 640-1608 kurt.mcclelland@benjaminmoore.com
3	WAINSCOT		BRICK: PROVIDE GENERIC SMOOTH BRICK	TO BE PAINTED P-13	
4	EXTERIOR PAINT	BENJAMIN MOORE	AURA EXTERIOR PAINT BLACK HORIZON 2132-30 LOW LUSTER (634)		KURT MCCLELLAND P: (800) 635-5147 / C: (502) 640-1608 kurt.mcclelland@benjaminmoore.com
5	LOUVERED AWNINGS	PRE-FINISHED	AURA EXTERIOR PAINT EXOTIC RED 2086-10 LOW LUSTER (634)		
6	BOLLARDS		PVC SLEEVE VERIFY COLOR w/ OWNER		
7	PAINTED 4" BORDER AROUND WINDOW, AWNING AND BEHIND AWNING (ABOVE THE WINDOW)		AURA EXTERIOR PAINT BLACK HORIZON 2132-30 LOW LUSTER (634)		KURT MCCLELLAND P: (800) 635-5147 / C: (502) 640-1608 kurt.mcclelland@benjaminmoore.com
8	STENCIL		BLACK		
9	EXTERIOR METAL	BENJAMIN MOORE	COROTECH POLYESTER URTHANE CUSTOM MATCH BENJAMIN MOORE 2125-70 WEDDING VEIL (V520)	COROTECH PRIMER (V132)	KURT MCCLELLAND P: (800) 635-5147 / C: (502) 640-1608 kurt.mcclelland@benjaminmoore.com
10	EXTERIOR METAL	BENJAMIN MOORE	COROTECH POLYESTER URTHANE CUSTOM MATCH BENJAMIN MOORE 2132-30 BLACK HORIZON (V520)	COROTECH PRIMER (V132)	KURT MCCLELLAND P: (800) 635-5147 / C: (502) 640-1608 kurt.mcclelland@benjaminmoore.com
11	EXTERIOR COMPOSITE SIDING	AZEK	COMPOSITE DECKING SQUARE SHOULDERED CAPPED, 5.5" w. X 11' HARVEST COLLECTION, ISLAND OAK	NAIL OR SCREW PVC PLANKS TO WOOD SUPPORTS, PER MANUF. REQUIREMENTS.	AZEK BUILDING PRODUCTS P: (877) 275-2935
12	EXTERIOR METAL	BENJAMIN MOORE	COROTECH POLYESTER URTHANE CUSTOM MATCH BENJAMIN MOORE 2086-10 EXOTIC RED (V520)		
13	EXTERIOR MASONRY	BENJAMIN MOORE	COROTECH POLYESTER URTHANE CUSTOM MATCH BENJAMIN MOORE 2132-30 BLACK HORIZON (V520)		

EXTERIOR FINISH SCHEDULE **F**

IMAGE COMPONENTS SCHEDULE				
SIGNAGE	TAG	QTY	ITEM DESCRIPTION	ELEC
S1a	1	1	VINYL LOGO/GRAPHICS FOR TOWER PANEL - FULL HT.	
S1b	0	1	VINYL LOGO/GRAPHICS FOR TOWER PANEL - HALF HT.	
S3a	0	0	KFC CHANNEL LETTERS - 30" RED	X
S3b	2	2	KFC CHANNEL LETTERS - 24" RED	X
S3c	0	0	KFC CHANNEL LETTERS - 30" WHITE	X
S3d	0	0	KFC CHANNEL LETTERS - 24" WHITE	X
S4a	1	1	"REAL MEALS TO GO" DIMENSIONAL LETTERS FOR 15' DT CANOPY	
S4b	0	0	"REAL MEALS TO GO" VINYL LETTERS FOR 8' DT CANOPY	
S5a	1	1	"WORLD FAMOUS CHICKEN" LETTERS - 16" DIMENSIONAL PIN MOUNT	
S5b	0	0	"WORLD FAMOUS CHICKEN" 16" LETTERS - PAINT	
S5c	0	0	"WORLD FAMOUS CHICKEN" 12" LETTERS - PAINT	
S5d	0	0	"WORLD FAMOUS CHICKEN" STACKED LETTERS - PAINT	
S6	0	0	"REAL MEALS" BUCKET SIGN	
S7	0	0	"REAL MEALS TO GO" BUCKET SIGN	
S8a	1	1	"HARD WAY" PAINT TEMPLATE - 57" ROUND	
S8d	1	1	"HARD WAY" PAINT TEMPLATE - HORIZONTAL	
S9	1	1	"HOT FRESH ARROW SIGN"	X
S15b	1	1	"HOT FRESH ARROW SIGN"	X
G9a	2	2	STORE HOURS - ENTRY DOOR	
G9b	1	1	STORE HOURS - DT WINDOW	
G9c	1	1	STORE HOURS - DT SPEAKER POST/CANOPY	
BUILDING EXTERIOR ELEMENTS				
B1a	1	1	TOWER PANEL W/ HALF HT LOGO (NO GRAPHICS)- FULL HT W/ EXTENDER	
B1b	0	0	TOWER PANEL W/ LOGO AND GRAPHICS - HALF HT	
B2	0	0	TOWER LID CANOPY	
B3a	1	1	DT WINDOW CANOPY - 15'-0" WIDE	
B9a	5	5	SHUTTERED AWNINGS - 5'-0" WIDE, 4'-6" HT	
B9b	1	1	SHUTTERED AWNINGS - 6'-4" WIDE, 4'-6" HT	
B9a-DT	2	2	SHUTTERED AWNINGS - 5'-0" WIDE, 4'-0" HT	

IMAGE COMPONENTS SCHEDULE **D**

MISCELLANEOUS:

A. SEE SHEET A1.1 "WINDOW TYPES" FOR WINDOW ELEVATIONS.
B. PAINT COLORS SHOWN ARE COLOR REFERENCES FOR THE E.I.F.S. SUPPLIER.

SEALERS (REFER TO SPECS):

A. SEALANT AT ALL WALL AND ROOF PENETRATIONS.
B. SEALANT AT ALL WINDOW AND DOOR FRAMES AT HEAD AND JAMB. DO NOT SEAL SILL AT WINDOWS.

HIGH IMPACT E.I.F.S.:

(A) AS REQUIRED PER SITE-SPECIFIC DESIGN: E.I.F.S. BASE COAT W/ 20 OZ. HIGH IMPACT MESH TO BE APPLIED FROM STARTER TRACK TO 7'-0" A.F.F. REFER TO SPECIFICATION MANUAL FOR E.I.F.S. MANUFACTURERS ASSEMBLY DETAILS.

CRITICAL FINISH OPENINGS:

BUILDING FINISH OPENINGS THAT ARE DESIGNATED AS "CRITICAL" SHALL BE MAINTAINED TO PROVIDE FOR THE STANDARD INSTALLATION OF STANDARD SIGNAGE / BUILDING ELEMENTS. SEE GENERAL NOTE FOR VENDOR PROVIDED / VENDOR INSTALLED ELEMENTS.

THIN BRICK INSTALLATION:

THE GENERAL CONTRACTOR TO ENSURE THAT THE BRICK JOINTS ARE PLUMB AND LEVEL, AND THE BRICK FACES ALIGNED AND FLUSH.

VENDOR SUPPLIED / INSTALLED ELEMENTS:

GC TO COORDINATE WITH VENDOR PROVIDED / VENDOR INSTALLED SIGNAGE AND BUILDING ELEMENTS.

GENERAL NOTES **C**

- 1 PAINT WALL SURFACE BEHIND NEW AWNING
- 2 PRE-FINISHED METAL LOUVERED AWNINGS (AWNINGS ABOVE DOORS TO HAVE RAIN DIVERTERS)
- 3 PARAPET FASCIA CAP.
- 4 WALL PACK LIGHT
- 5 ALUMINUM STOREFRONT WINDOW / DOOR SYSTEM. SEE SHEET A1.1.
- 6 WALL LIGHTING - LIGHTING VENDOR SUPPLIED / GC INSTALLED. SEE SHEET E4.0.
- 7 STO CORP. 1" DRAINABLE E.I.F.S. REFER TO SPECIFICATIONS MANUAL FOR MANUFACTURERS ASSEMBLY DETAILS, FIELD SUPPORT SERVICES AND CONTACTS. REFER TO DETAILS, SHEET A6.3. SEE HIGH IMPACT E.I.F.S. GENERAL NOTE.
- 8 HOSE BIB - REFER TO DETAIL 5 / A6.2.
- 9 CO2 FILLER VALVE & COVER. SEE DETAIL 11/A6.2.
- 10 SCUPPER, COLLECTOR AND DOWNSPOUT 6" MIN.
- 11 SWITCHGEAR.
- 12 INDICATES TOP OF ROOF DECK.
- 13 DRIVE THRU WINDOW. SEE SHEET A2.1.
- 14 GAS METER. DO NOT PAINT METER.
- 15 STEEL BOLLARD W/ PVC SLEEVE. SEE SITE DETAILS.
- 16 TOP OF RTU. COORDINATE WITH MANUFACTURERS SPECIFICATIONS.
- 17 EXHAUST FANS ON ROOF.
- 18 BRICK SILL.
- 19 TRANSITION FROM THIN BRICK -to- E.I.F.S.
- 20 THIN BRICK RUNNING BOND
- 21 LINE OF PAINT COLOR CHANGE.
- 22 "V" GROOVE IN E.I.F.S. SEE DETAIL 14 / A6.2.
- 23 ROOF ACCESS LADDER. SEE DETAIL 14 & 15/ A6.3.
- 24 THRU WALL OVERFLOW STORM DRAINAGE
- 25 STAINLESS STEEL CORNER GUARDS.
- 26 HANDICAP SIGNAGE; MOUNT AT 5'-0" A.F.F.
- 27 SECURITY DOOR. OWNER-SUPPLIED / G.C. INSTALL.
- 28 EMERGENCY LIGHT PER ELECTRIC
- 29 AZEK COMPOSITE SIDING FENCE BY G.C.
- 30 DOOR BY COOLER MANUFACTURER TO MATCH SECURITY DOOR FUNCTION AND HARDWARE INCLUDING VIEW PANEL.

NOTE: NOT ALL KEY NOTES APPLY TO THIS SHEET. REFER TO 'VENDOR SUPPLIED / INSTALLED ELEMENTS' GENERAL NOTE, THIS SHEET.

ENGINEERING OFFICE
21450 Palm Beach Blvd.
Ave., Fla. 33920
Phone: (239) 693-9244
facsimile: (239) 693-9828

ARCHITECTURE
LIS
LAND INVESTMENT SERVICES, LLC
AA 26002040 CA NO: 6853 LB1057




Digitally signed by Harold Hutter, III
DN: cn=Harold Hutter, III, o=Land Investment Services, LLC, ou, email=DanH@lis-ae.com, c=US
Date: 2022.09.12 12:06:03 -04'00

HAROLD DANIEL HUTTER III
FL. REG. AR88913

- PLAN SET REVISIONS:
- 06/22/22 - BUILDING COMMENTS
 - 09/12/22 - BUILDING COMMENTS

CONTRACT DATE: 12-18-2019
BUILDING TYPE: Kb 30-19
PLAN VERSION:
SITE NUMBER:
ENTITY NUMBER:
STORE NUMBER:
LIS PROJECT: 2019-303

KFC
OAKLEAF CORNER OUTPARCEL 3
DUVAL COUNTY, FL

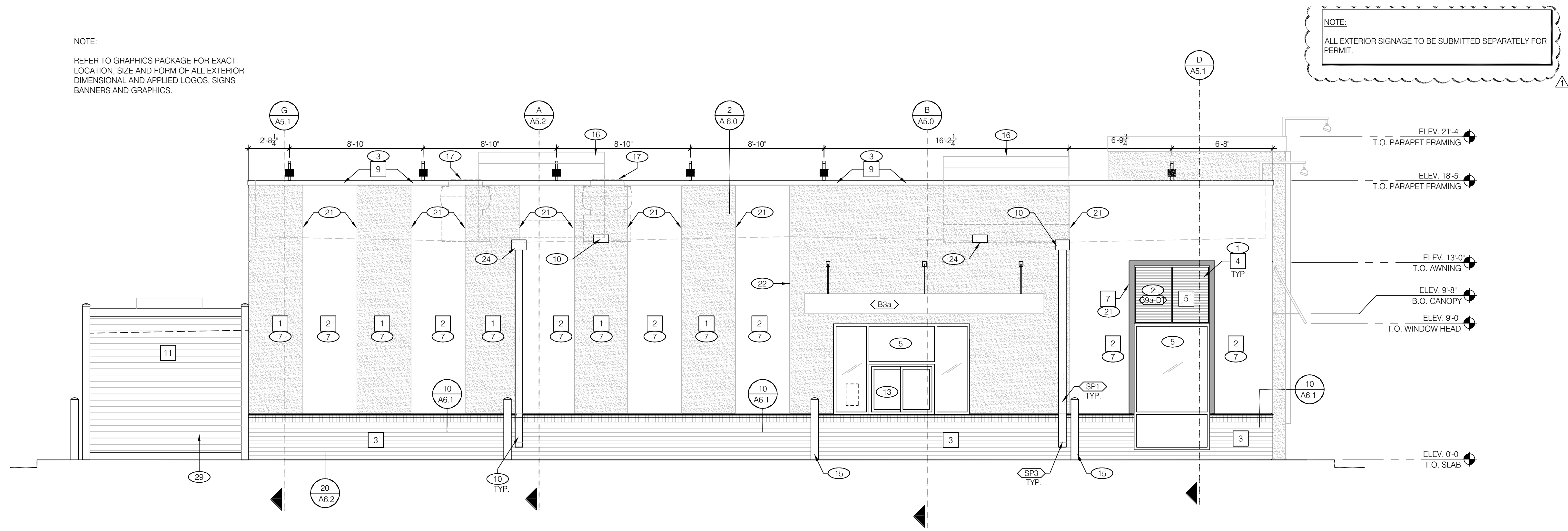


EXTERIOR ELEVATION

A4.0

B-22-511575.000
KEY NOTES
RCV: 9/12/2022 2:26 PM
PLOT DATE: 03/29/2022

NOTE:
REFER TO GRAPHICS PACKAGE FOR EXACT LOCATION, SIZE AND FORM OF ALL EXTERIOR DIMENSIONAL AND APPLIED LOGOS, SIGNS BANNERS AND GRAPHICS.

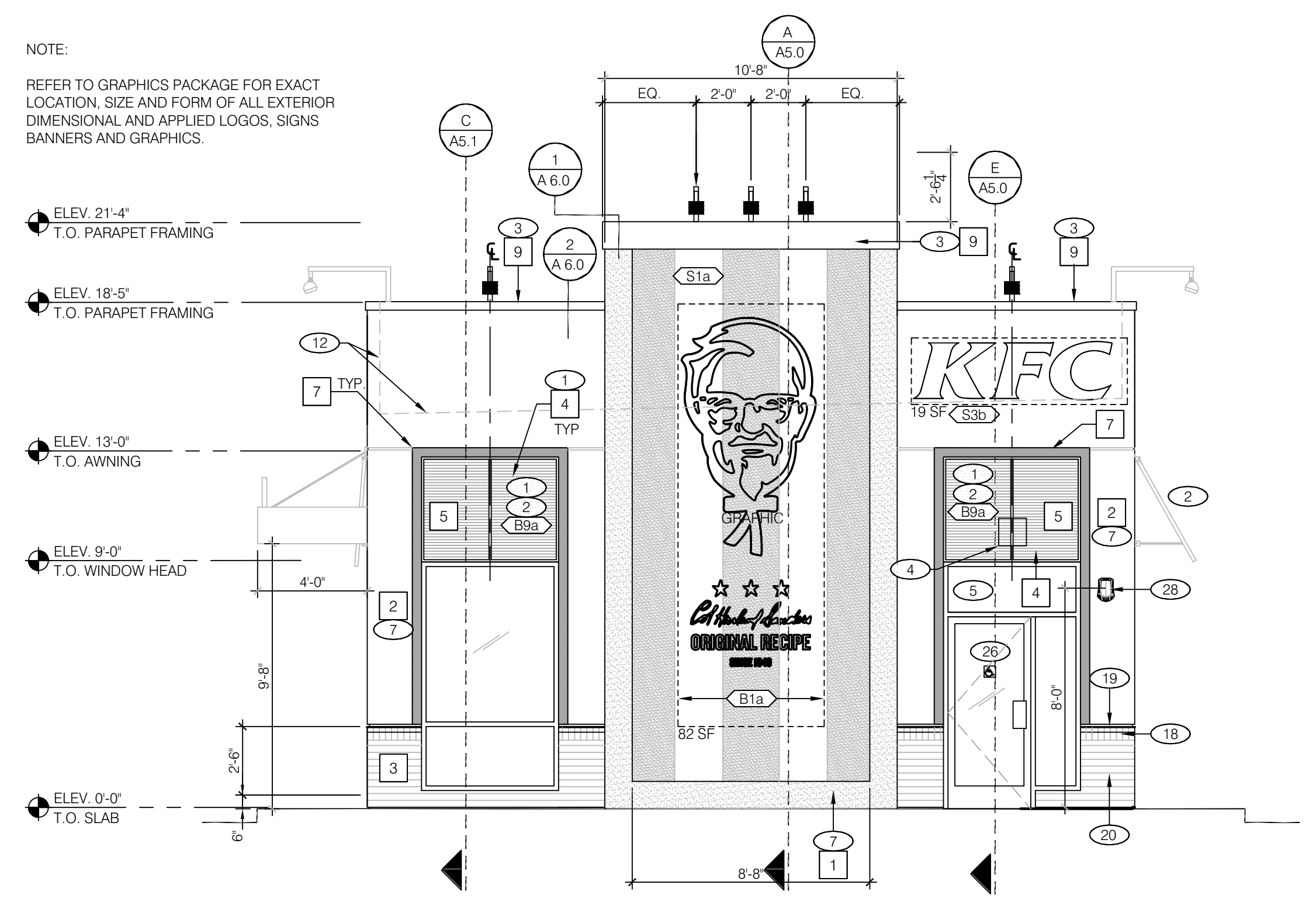


NOTE:
ALL EXTERIOR SIGNAGE TO BE SUBMITTED SEPARATELY FOR PERMIT.


NOTE:
SIGNAGE AND BUILDING ELEMENTS ARE NOT SHOWN ON THIS SHEET. REFER TO "VENDOR SUPPLIED / INSTALLED ELEMENTS" GENERAL NOTE, THIS SHEET.

DRIVE-THRU ELEVATION 1/4"=1'-0" **A**

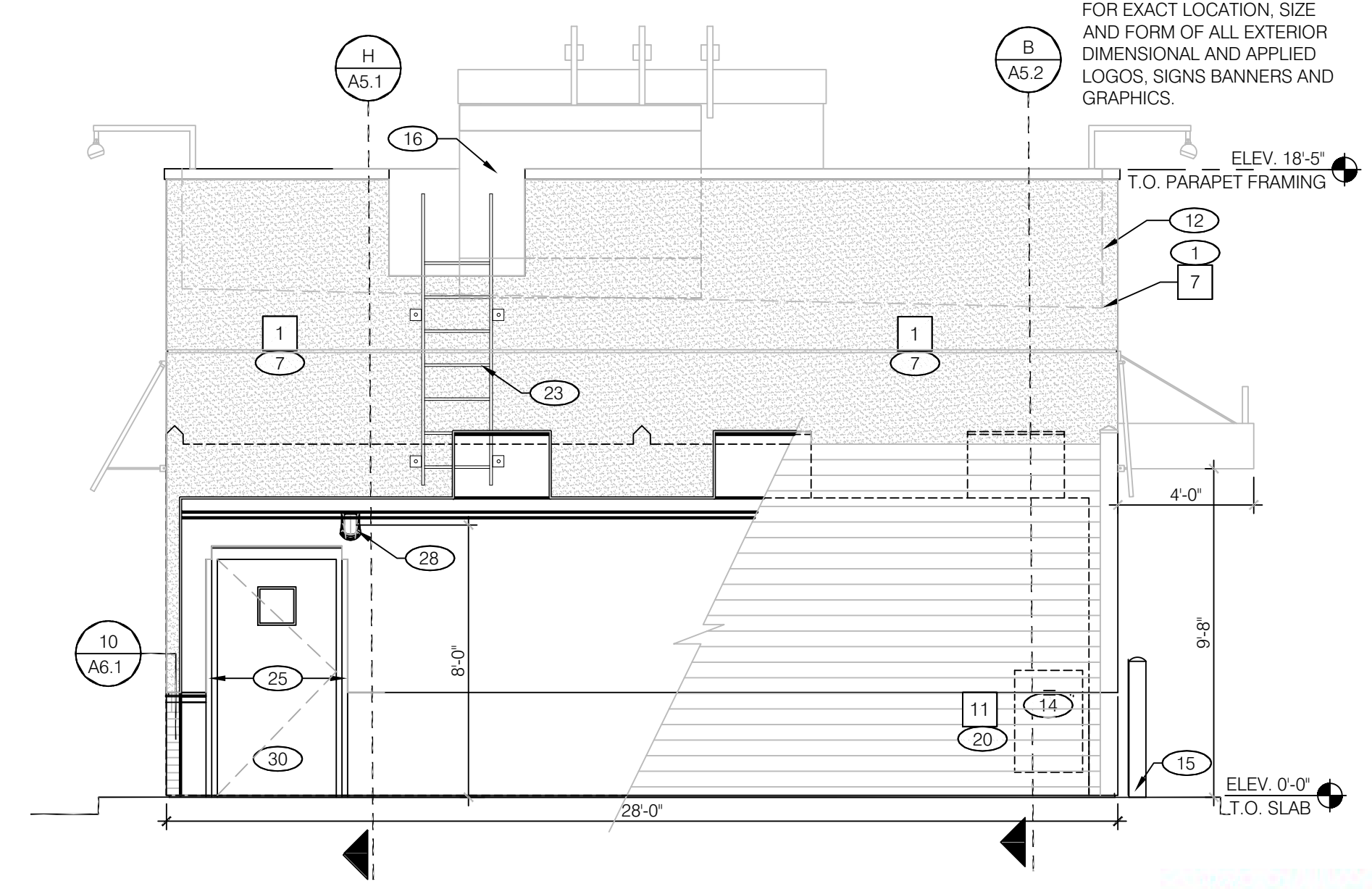
NOTE:
REFER TO GRAPHICS PACKAGE FOR EXACT LOCATION, SIZE AND FORM OF ALL EXTERIOR DIMENSIONAL AND APPLIED LOGOS, SIGNS BANNERS AND GRAPHICS.



FRONT ELEVATION 1/4"=1'-0" **B**



NOTE:
REFER TO GRAPHICS PACKAGE FOR EXACT LOCATION, SIZE AND FORM OF ALL EXTERIOR DIMENSIONAL AND APPLIED LOGOS, SIGNS BANNERS AND GRAPHICS.



REAR ELEVATION 1/4"=1'-0" **C**

LIS ARCHITECTURE ENGINEERING
LINDA WILSON/LEWIS ENGINEERING, LLC
AA 26002040 CA. NO. 6853 LB1057
ARCHITECTURE / ENGINEERING OFFICE
2572 West State Road 426
Plant City, FL 33617
Phone: (813) 244-0402
Facsimile: (813) 244-9419



Digitally signed by Harold Hutter, III
DN: cn=Harold Hutter, III, o=Land Investment Services, LLC, ou, email=DanH@lisa-ae.com, c=US

Date: 2022.09.12 12:06:37 -0400

HAROLD DANIEL HUTTER III
FL. REG. AR89913

PLAN SET REVISIONS:

▲	06/22/22 - BUILDING COMMENTS
▲	09/12/22 - BUILDING COMMENTS
▲	
▲	
▲	
▲	
▲	
▲	

CONTRACT DATE: 12-18-2019
BUILDING TYPE: Kb 30-19
PLAN VERSION:
SITE NUMBER:
ENTITY NUMBER:
STORE NUMBER:
LIS PROJECT: 2019-303

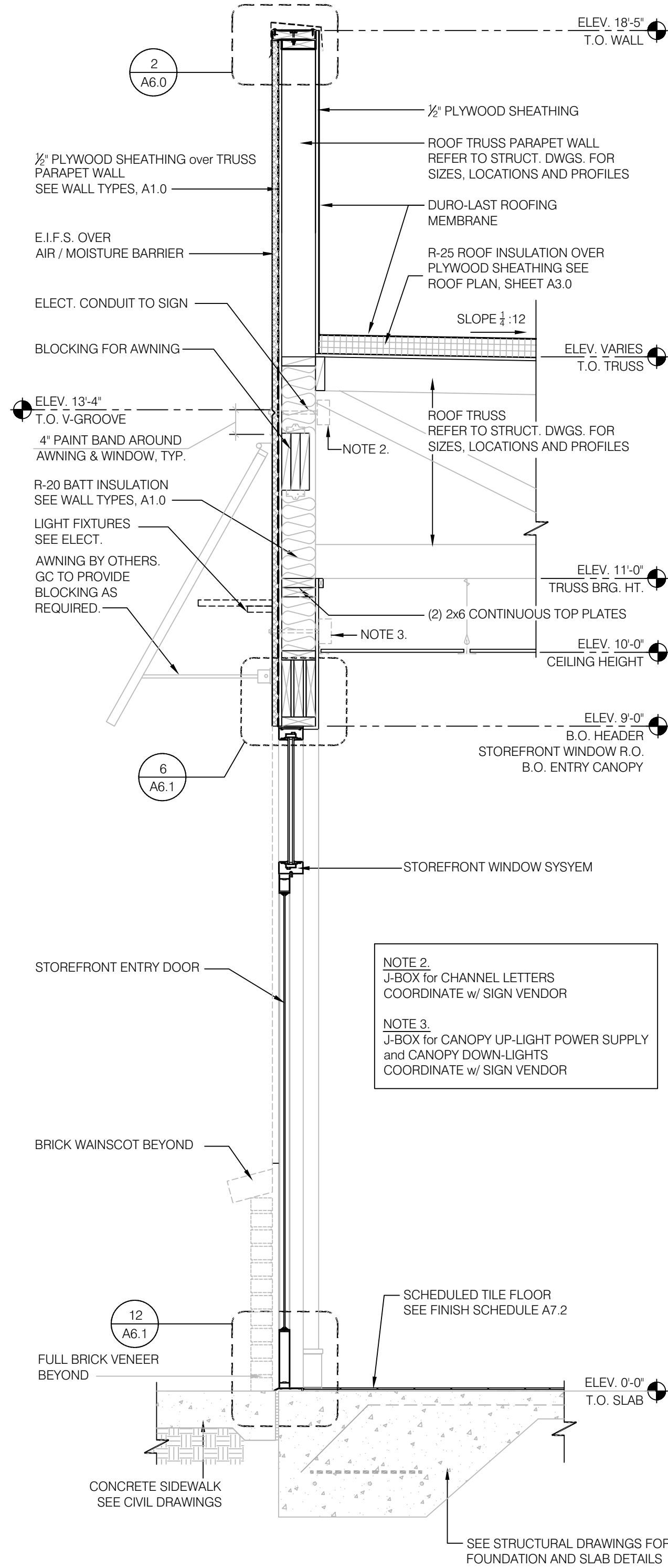
KFC
OAKLEAF CORNER OUTPARCEL 3
DUVAL COUNTY, FL



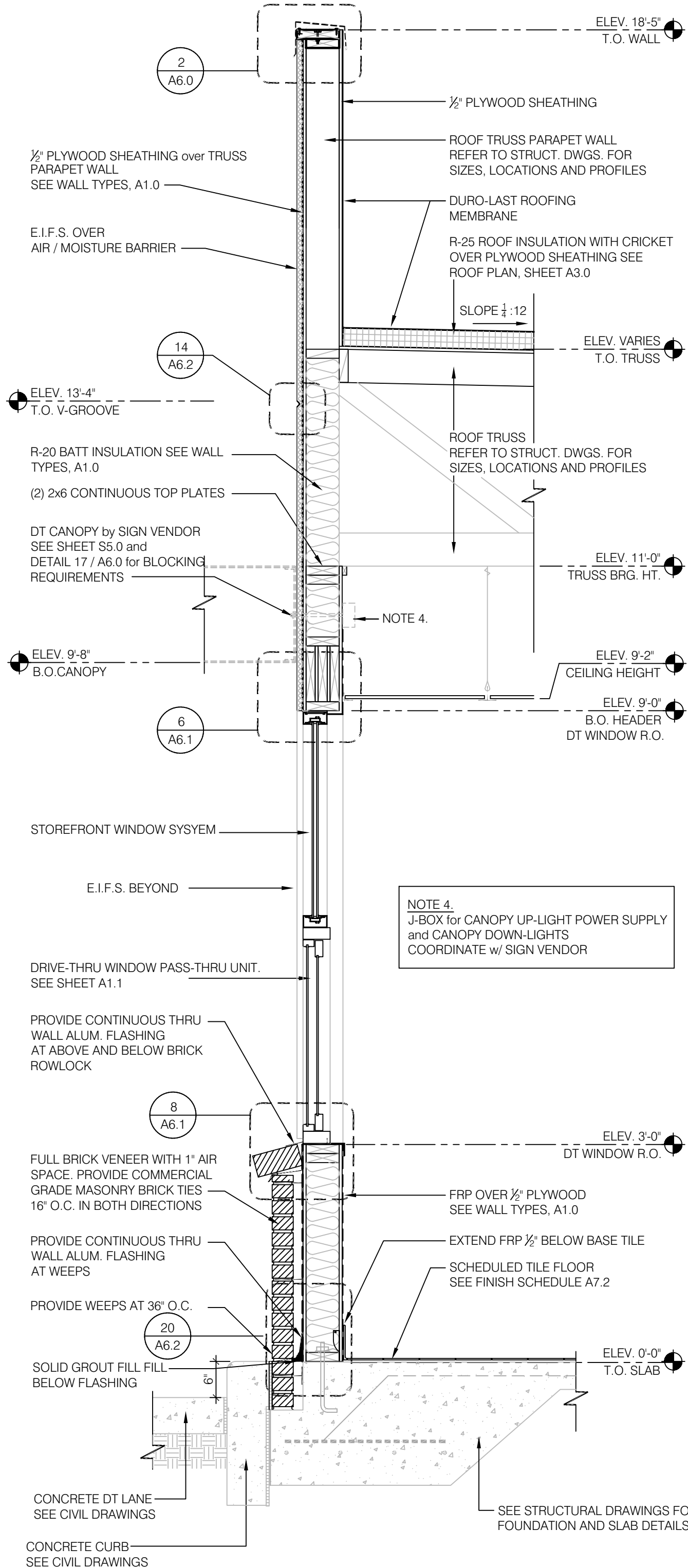
EXTERIOR ELEVATIONS

A4.1

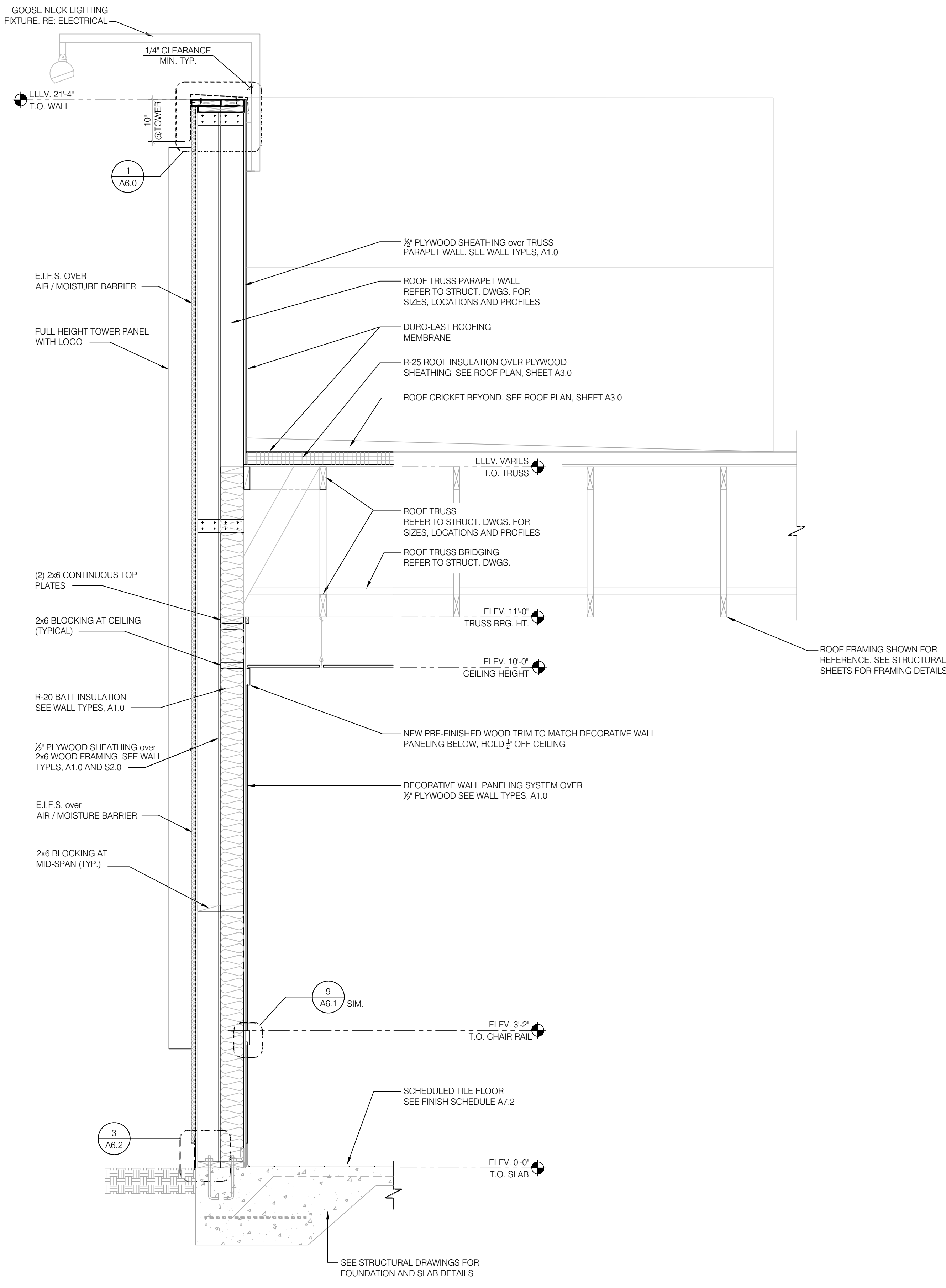
B-22-511575.000
RCV: 9/12/2022 2:26 PM
PLOT DATE: 03/29/2022



WALL SECTION at ENTRY 3/4" = 1'-0" **E**



WALL SECTION at DRIVE-THRU WINDOW 3/4" = 1'-0" **B**



WALL SECTION at TOWER 3/4" = 1'-0" **A**

LIS ARCHITECTURE
 ENGINEERING



Digitally signed by Harold Hutter, III
 DN: cn=Harold Hutter, III,
 o=Land Investment Services,
 LLC, ou,email=DanH@lis-ae.com, c=US
 Date: 2022.09.12 12:07:15 -04'00
 HAROLD DANIEL HUTTER III
 FL REG. AR98913

PLAN SET REVISIONS:

06/22/22 - BUILDING COMMENTS
09/12/22 - BUILDING COMMENTS

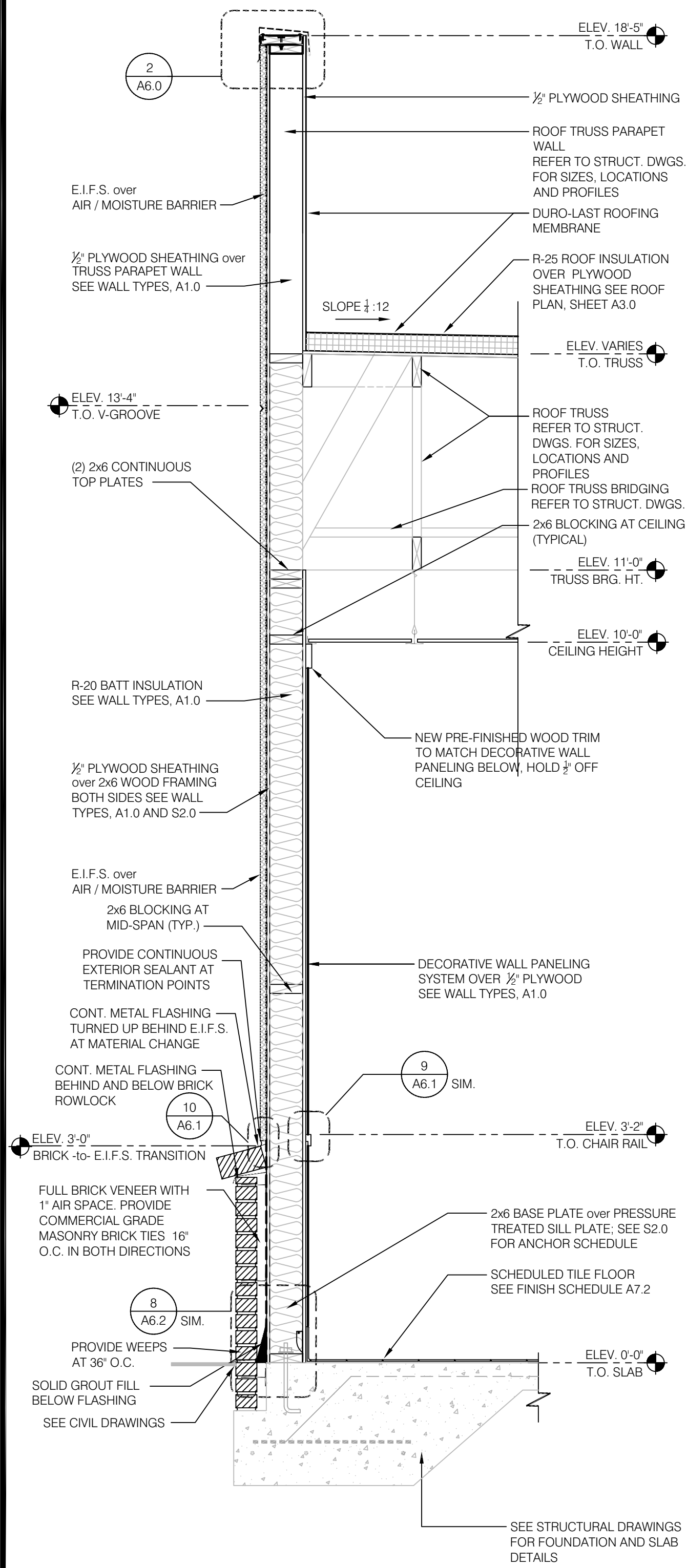
CONTRACT DATE: 12-18-2019
 BUILDING TYPE: Kb 30-19
 PLAN VERSION:
 SITE NUMBER:
 ENTITY NUMBER:
 STORE NUMBER:
 LIS PROJECT: 2019-303

KFC
 OAKLEAF CORNER OUTPARCEL 3
 DUVAL COUNTY, FL

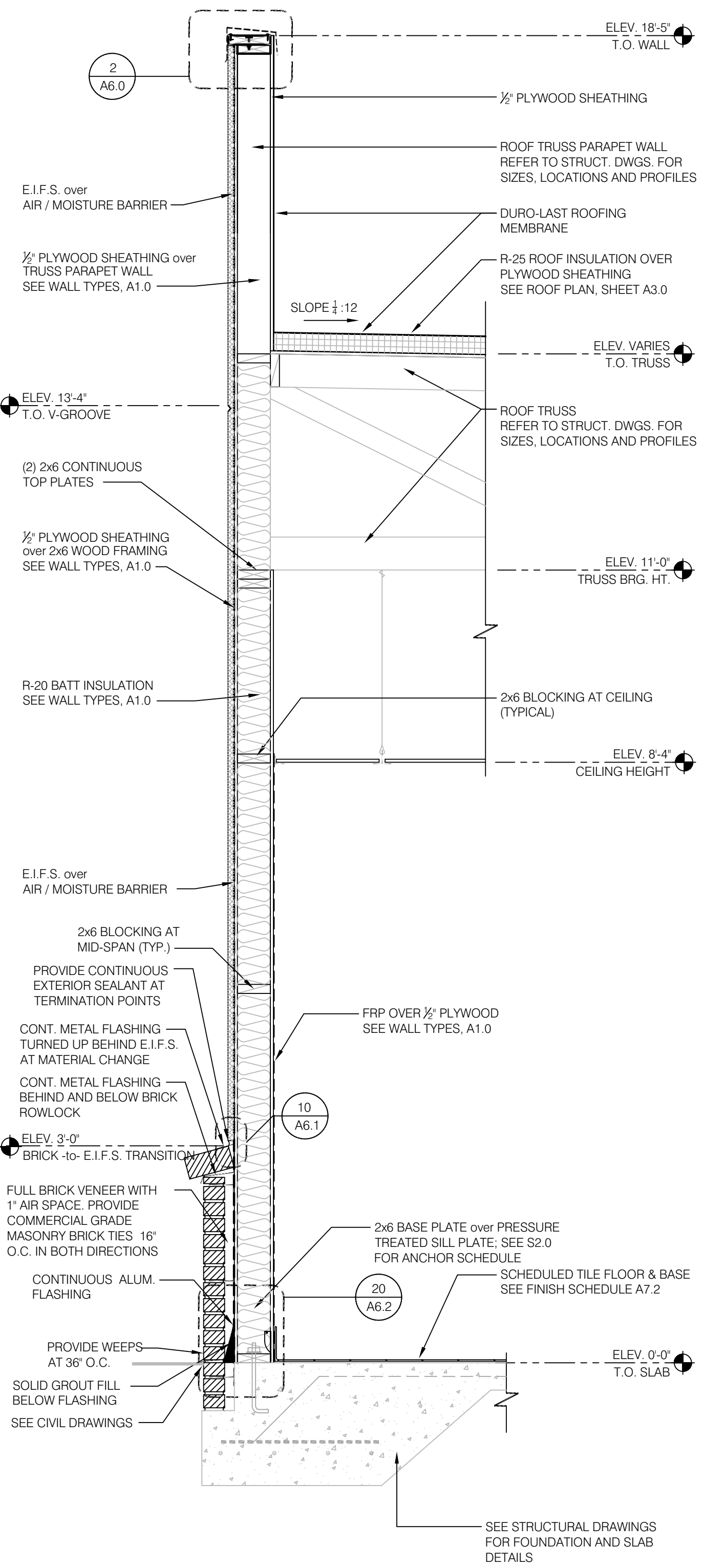


WALL SECTIONS
A5.0

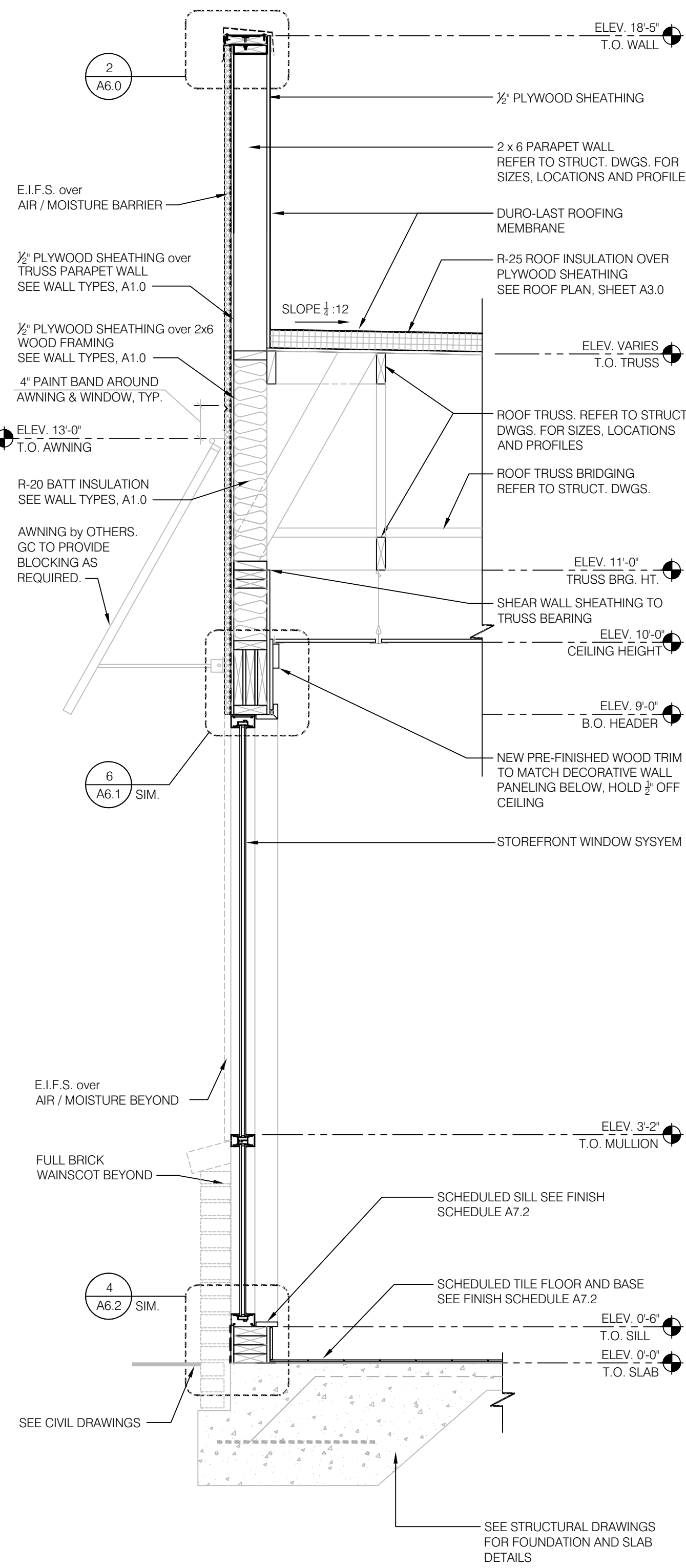
B-22-511575.000
 RCV: 9/12/2022 2:26 PM
 PLOT DATE: 03/29/2022



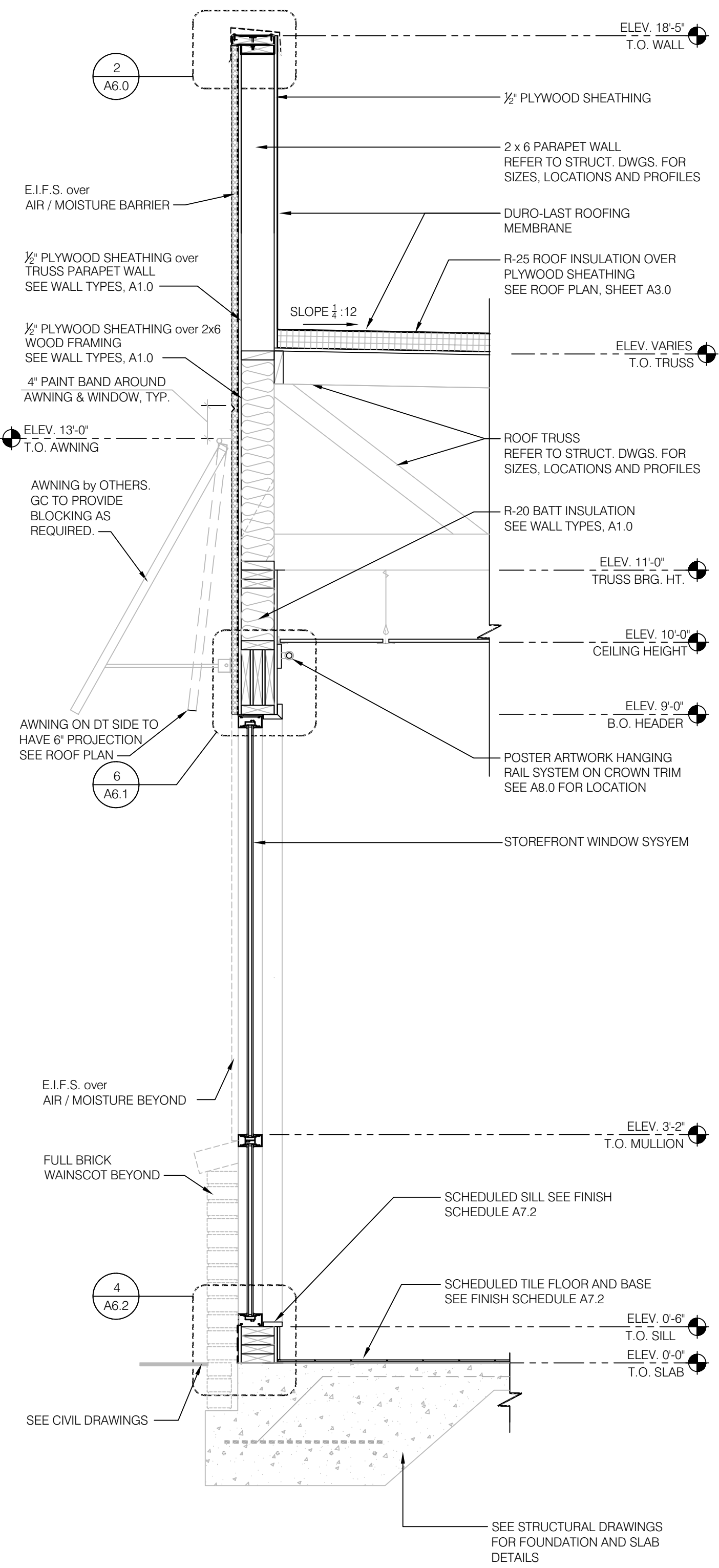
WALL SECTION at DINING (FRONT WALL) 3/4" = 1'-0" H



WALL SECTION at KITCHEN (SIDE WALL) 3/4" = 1'-0" G



WALL SECTION at DINING (FRONT WALL) 3/4" = 1'-0" C




WALL SECTION at DINING (SIDE WALL) 3/4" = 1'-0" B

ARCHITECTURE
ENGINEERING

LIS

LAND INVESTMENT SERVICES, LLC
AA 2602040 CA NO: 6853 LB1057
ARCHITECTURE / ENGINEERING OFFICE
2572 West State Road 426
Suite 2064, Oviedo, FL 32765
Phone: (321) 244-0402
Facsimile: (321) 244-9419



Digitally signed by Harold Hutter, III
DN: cn=Harold Hutter, III, o=Land Investment Services, LLC, ou, email=DanH@lis-ae.com, c=US
'Date: 2022.09.12 12:10:05 -0400

HAROLD DANIEL HUTTER III
FL REG. AR98913

PLAN SET REVISIONS:

06/22/22 - BUILDING COMMENTS
09/12/22 - BUILDING COMMENTS

CONTRACT DATE: 12-18-2019
BUILDING TYPE: Kb 30-19
PLAN VERSION:
SITE NUMBER:
ENTITY NUMBER:
STORE NUMBER:
LIS PROJECT: 2019-303

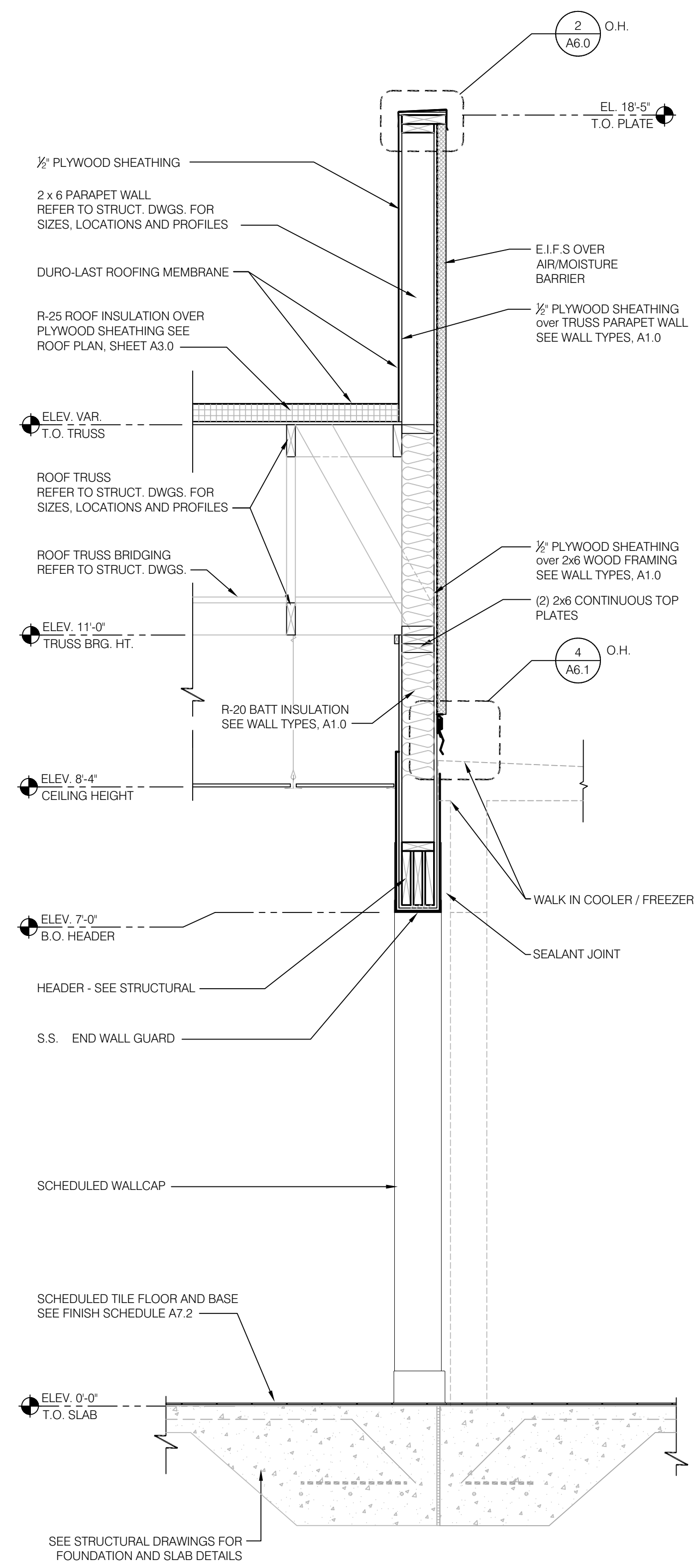
KFC
OAKLEAF CORNER OUTPARCEL 3
DUVAL COUNTY, FL



WALL SECTIONS

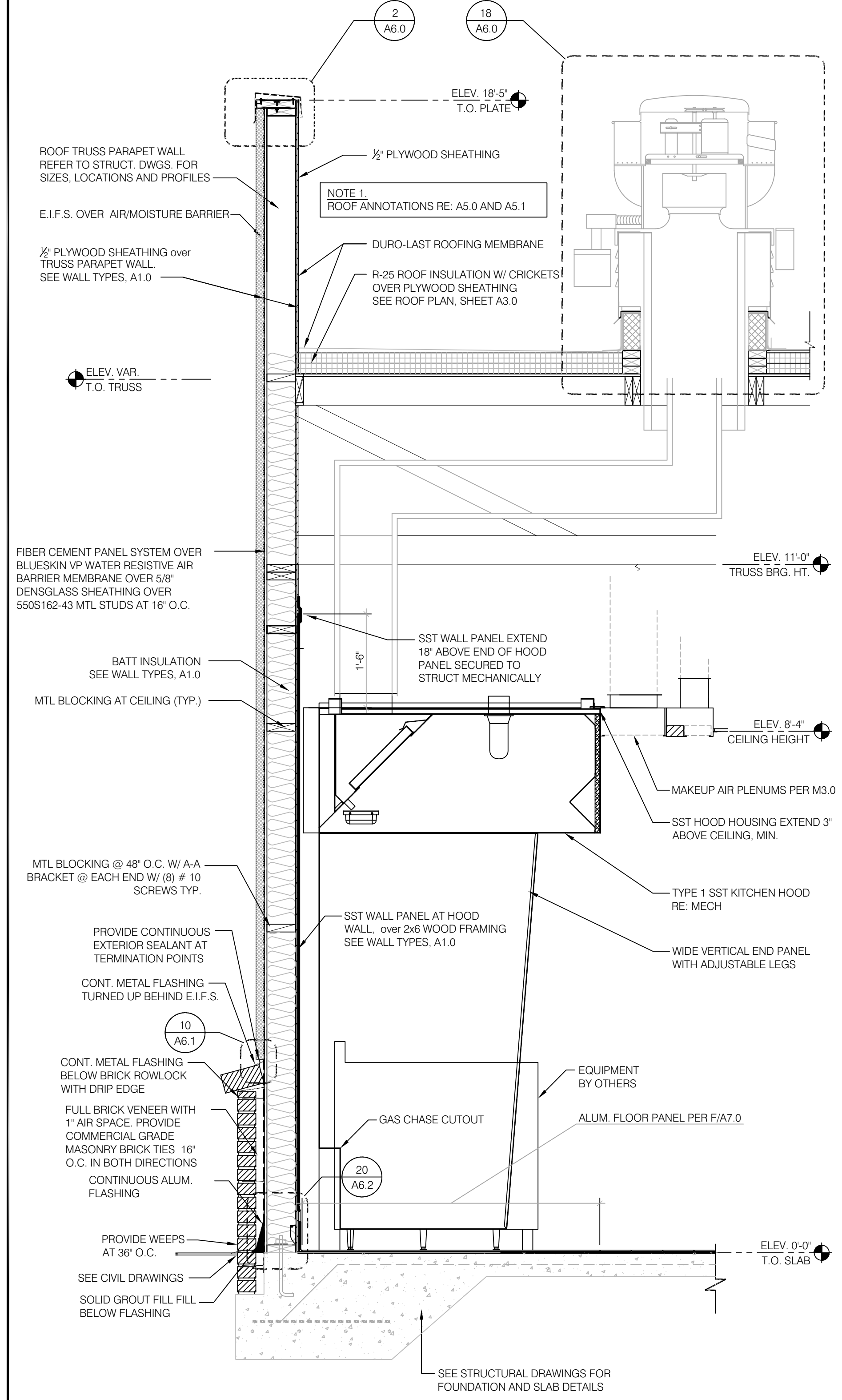
A5.1

B-22-511575.000
RCV: 9/12/2022 2:26 PM
DATE: 03/29/2022



NOT USED 3/4" = 1'-0" C

REAR WALL SECTION AT COOLER 3/4" = 1'-0" B



REAR WALL SECTION AT COOLER 3/4" = 1'-0" A

ARCHITECTURE
ENGINEERING



Digitally signed by Harold Hutter, III
DN: cn=Harold Hutter, III, o=Land Investment Services, LLC, ou=email=DanH@lis-ae.com, c=US
Date: 2022.09.12 12:10:44 -04'00
HAROLD DANIEL HUTTER III
FL REG. AR98913

PLAN SET REVISIONS:

08/22/22 - BUILDING COMMENTS
09/12/22 - BUILDING COMMENTS

CONTRACT DATE: 12-18-2019
BUILDING TYPE: Kb 30-19
PLAN VERSION:
SITE NUMBER:
ENTRY NUMBER:
STORE NUMBER:
LIS PROJECT: 2019-303

KFC
OAKLEAF CORNER OUTPARCEL 3
DUVAL COUNTY, FL



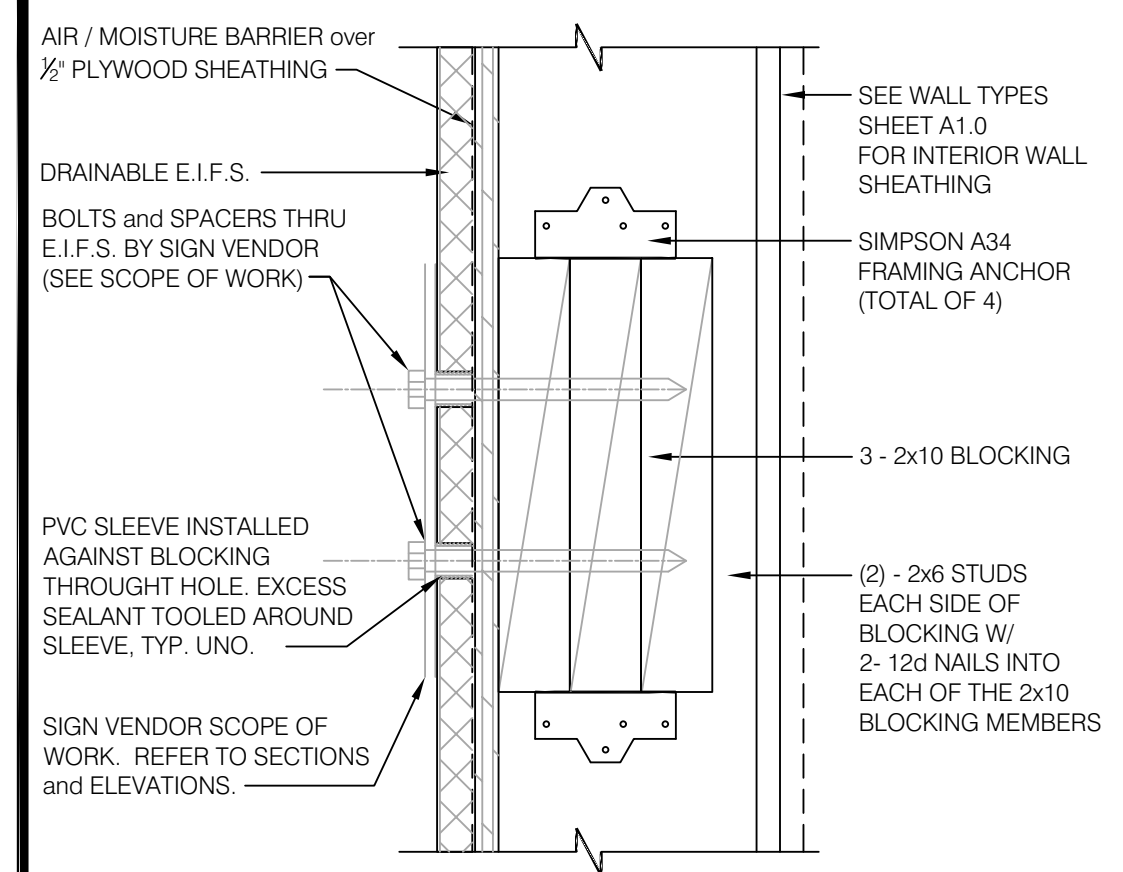
WALL
SECTIONS

A5.2

B-22-511575.000
RCV: 9/12/2022 2:26 PM

ENGINEERING OFFICE
21430 Palm Beach Blvd.
Alva, Fla. 33920
Phone: (239) 693-9244
facsimile: (239) 693-9828

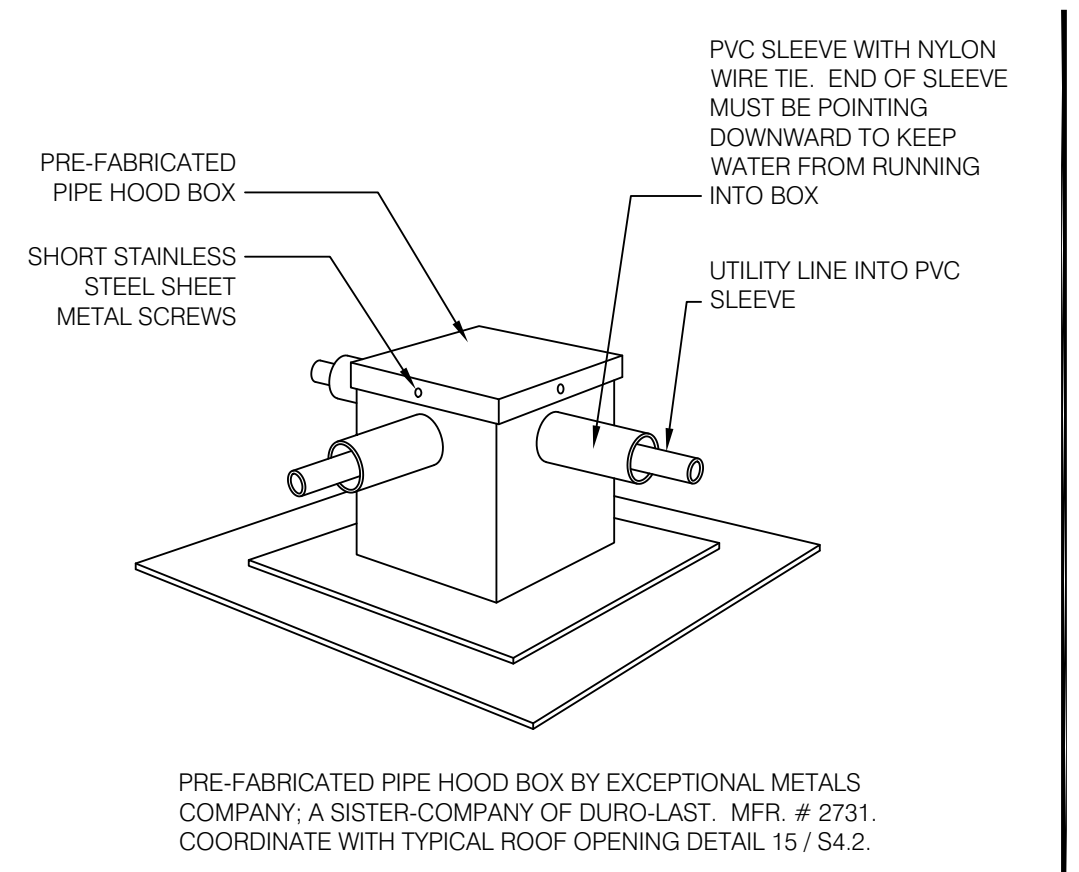
LAND INVESTMENT SERVICES, LLC
LA 26002040 CA NO: 6853 LB1057
ARCHITECTURE / ENGINEERING OFFICE
2572 West State Road 426
Suite 2064, Oviedo, FL 32765
Phone: (321) 244-0402
facsimile: (321) 244-9419



BLOCKING DETAIL 3' = 1'-0" 17



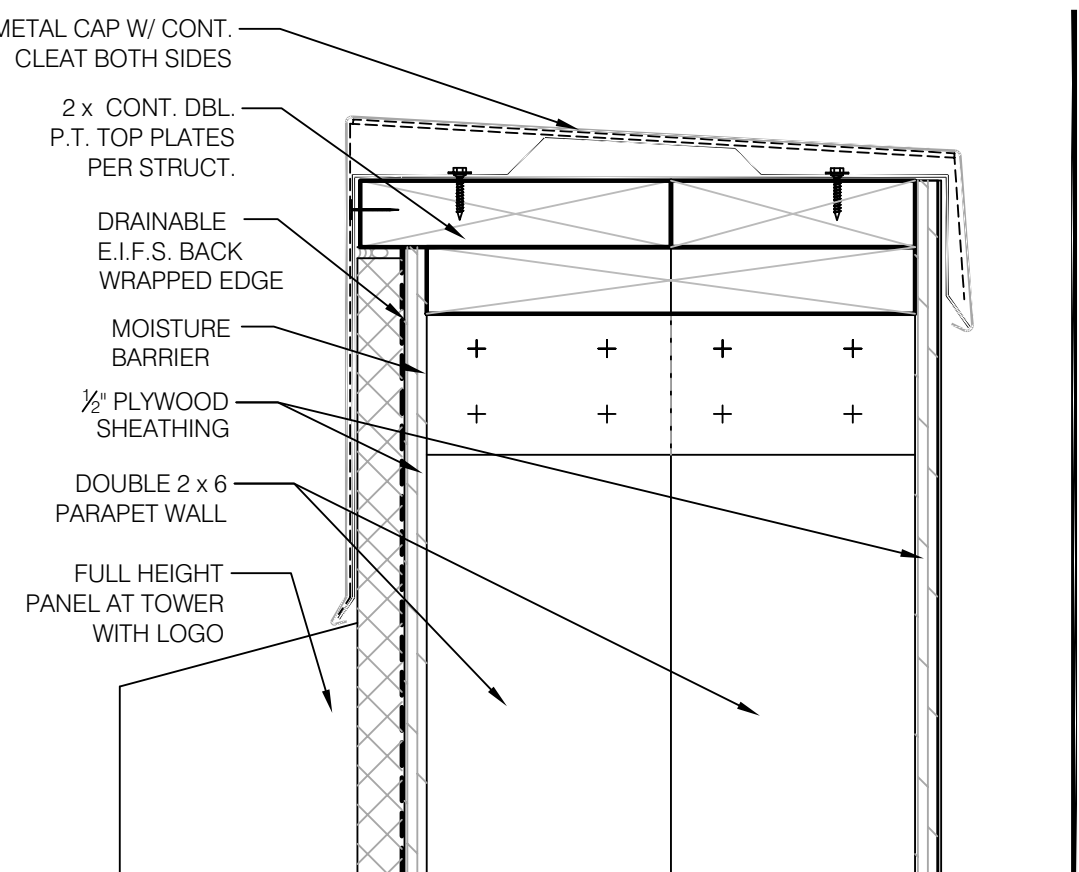
NOT USED 3' = 1'-0" 13



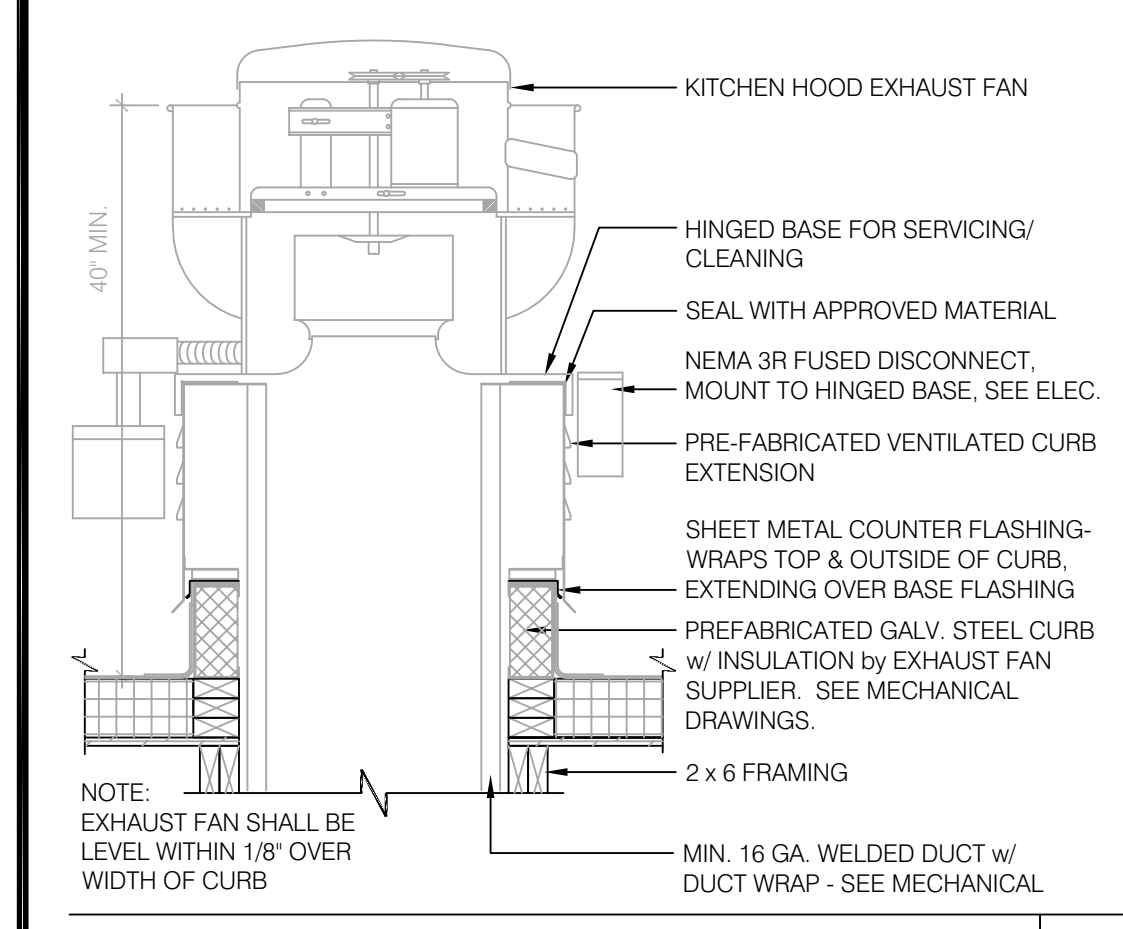
PIPE HOOD DETAIL NTS 9



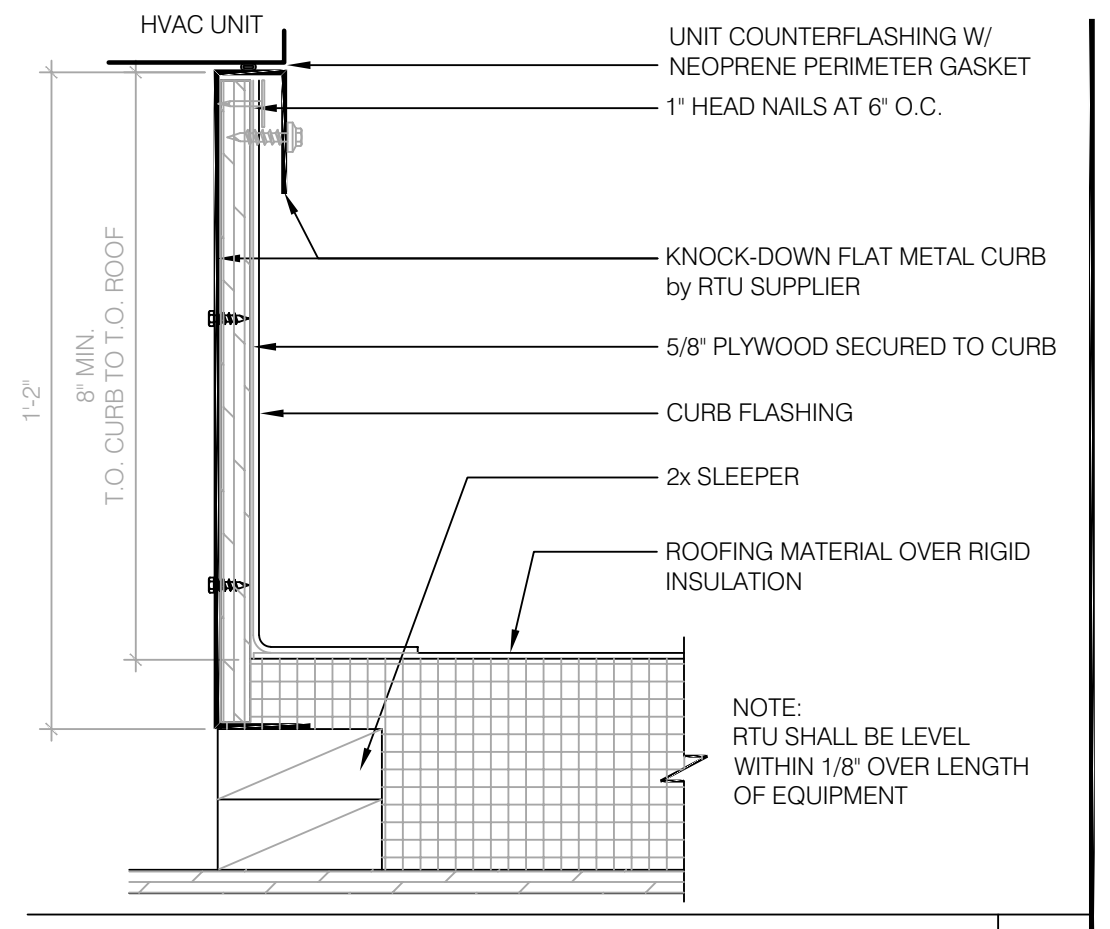
NOT USED NTS 5




PARAPET COPING AT TOWER 3' = 1'-0" 1



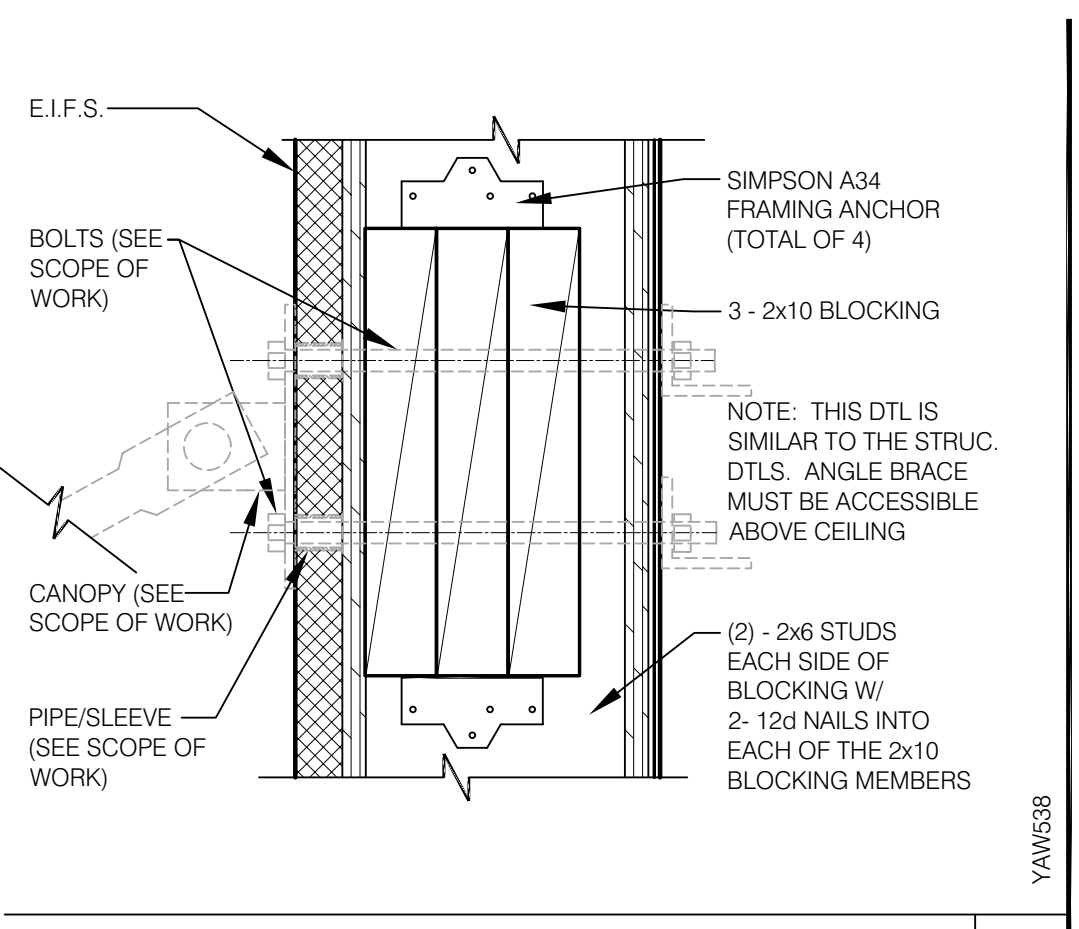
CURB for EXHAUST FANS EF-1 / EF-2 N.T.S. 18



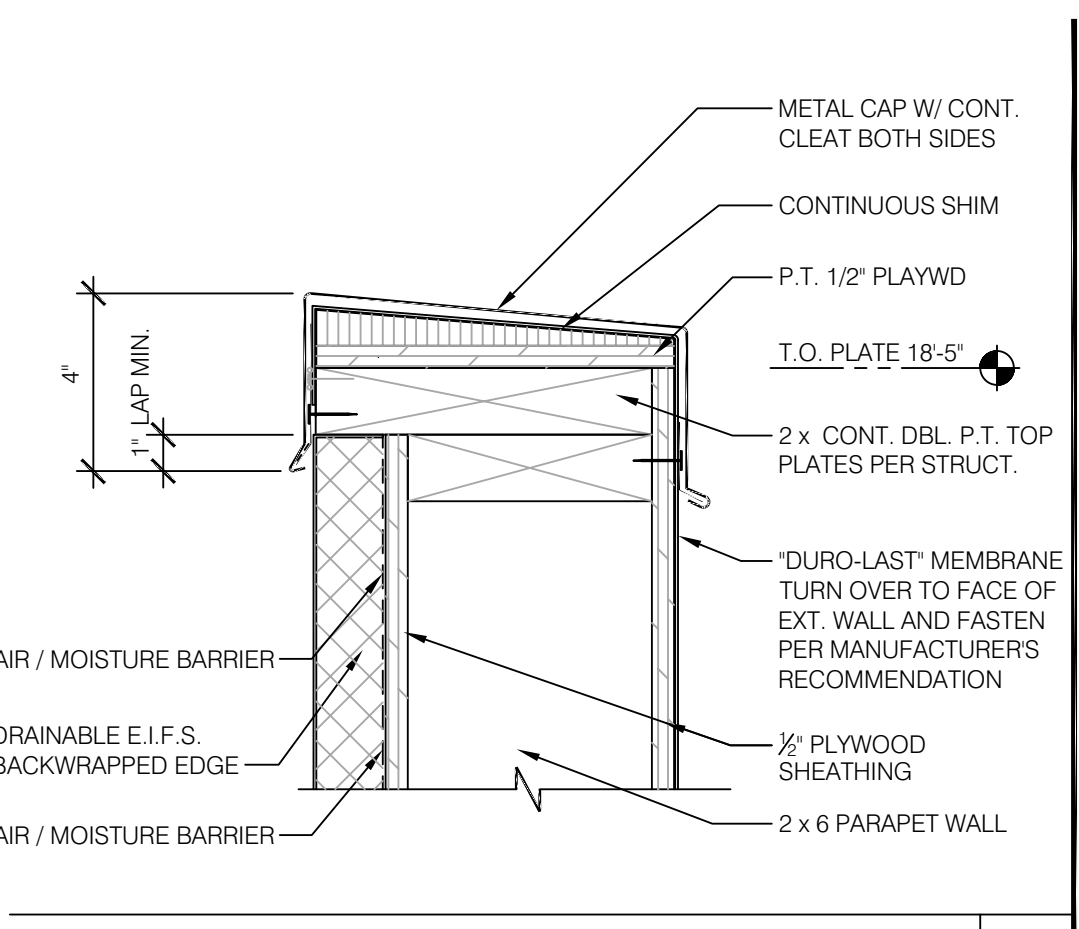
HVAC CURB 3' = 1'-0" 14



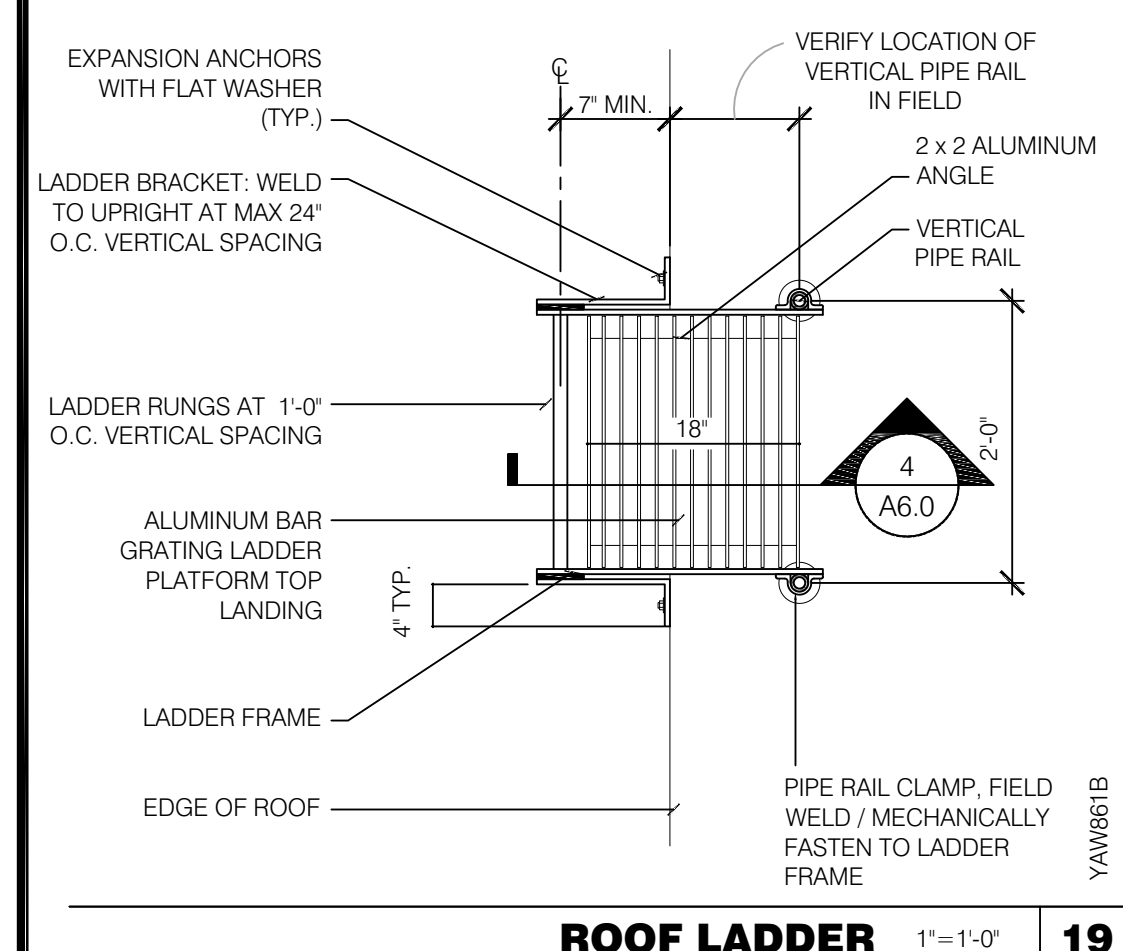
NOT USED 10



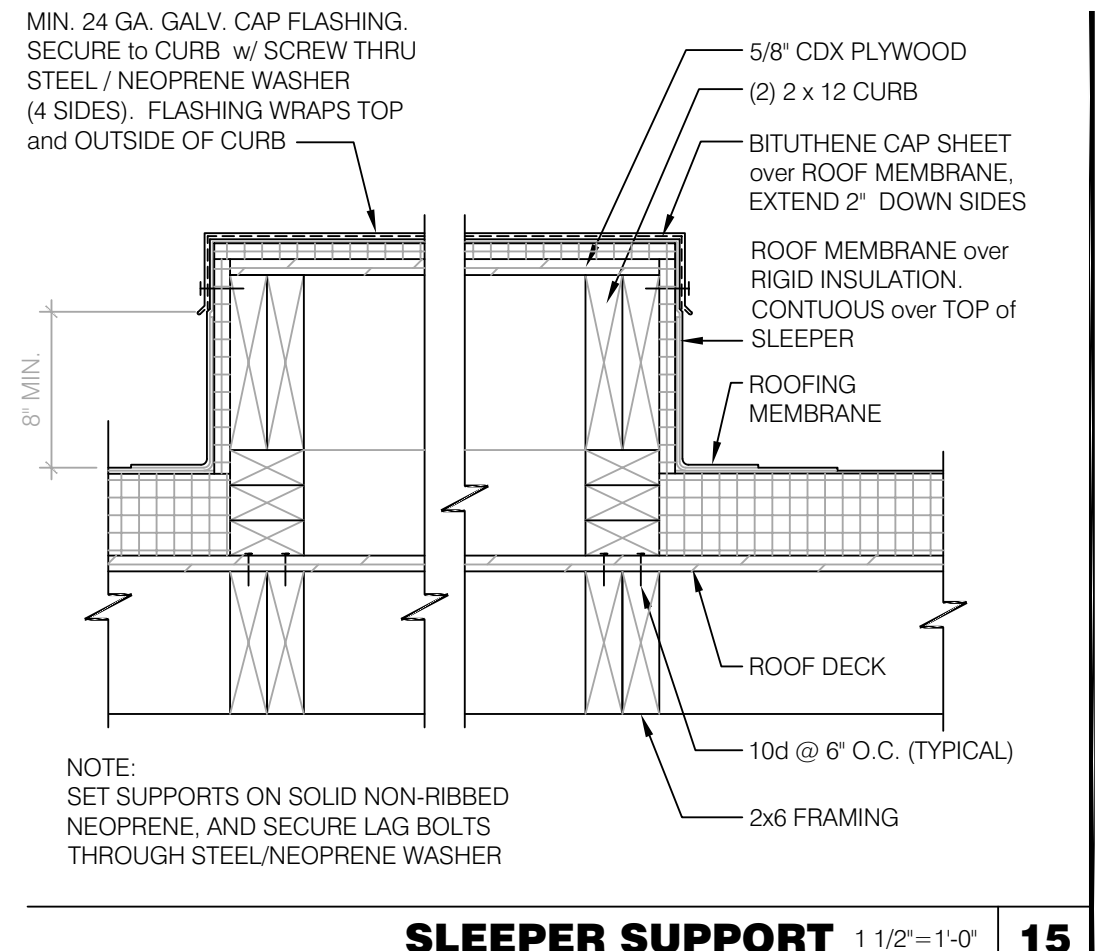
CANOPY TIE-ROD BLOCKING DETAIL 3' = 1'-0" 6




PARAPET COPING TYPICAL 3' = 1'-0" 2




ROOF LADDER 1" = 1'-0" 19



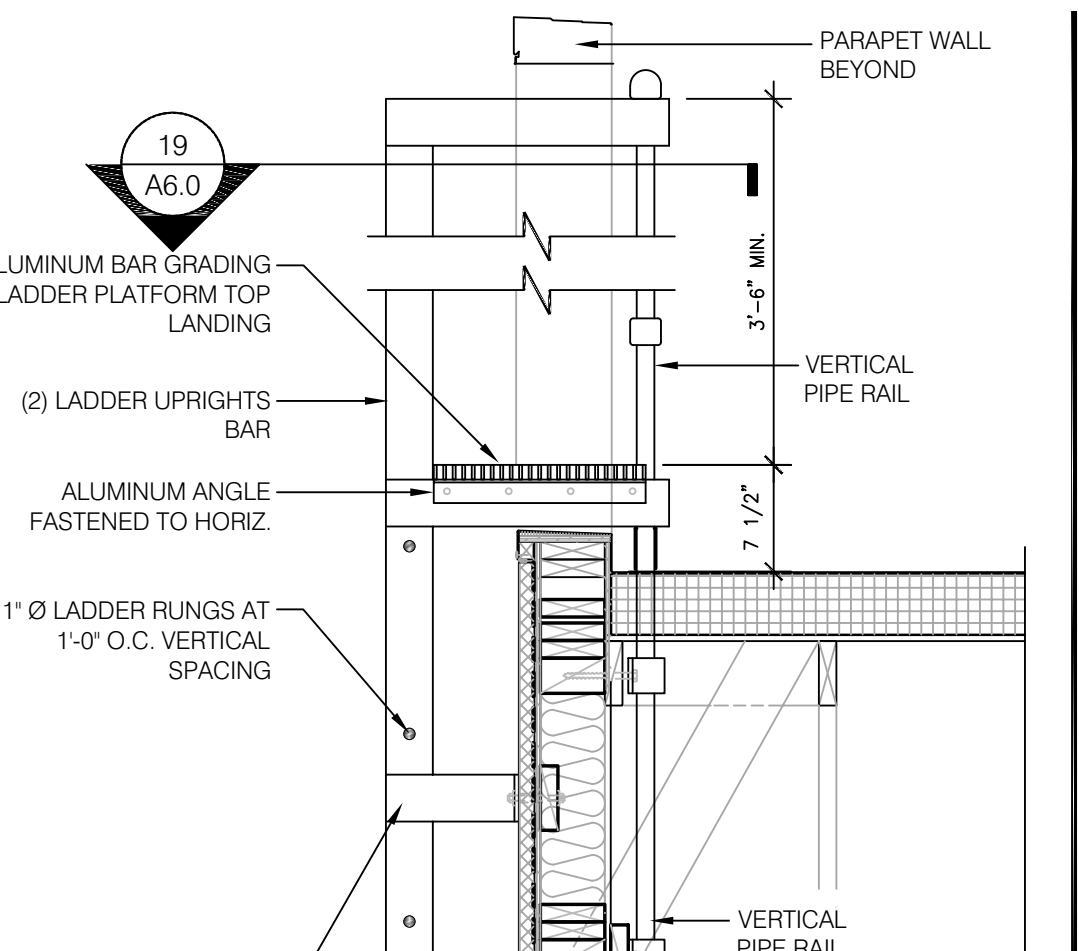
SLEEPER SUPPORT 1 1/2" = 1'-0" 15



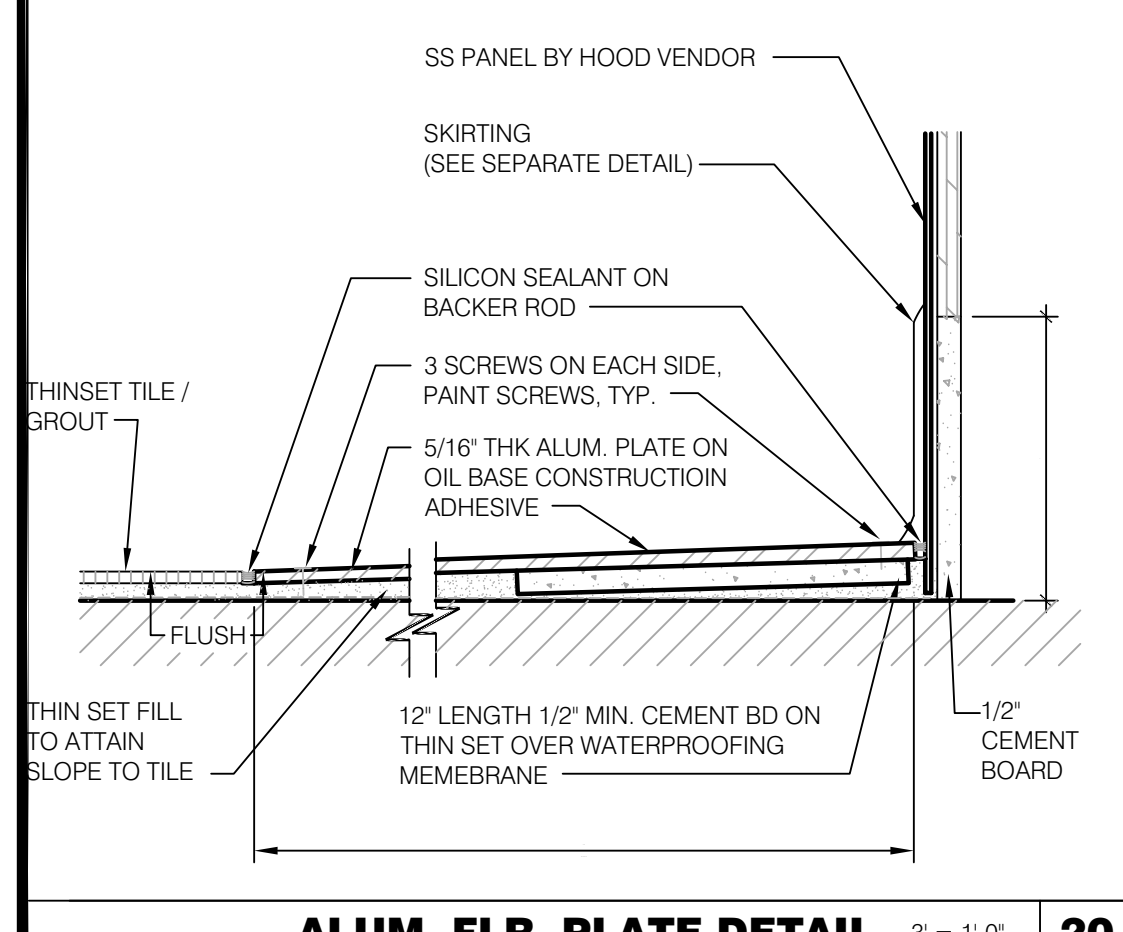
NOT USED 11



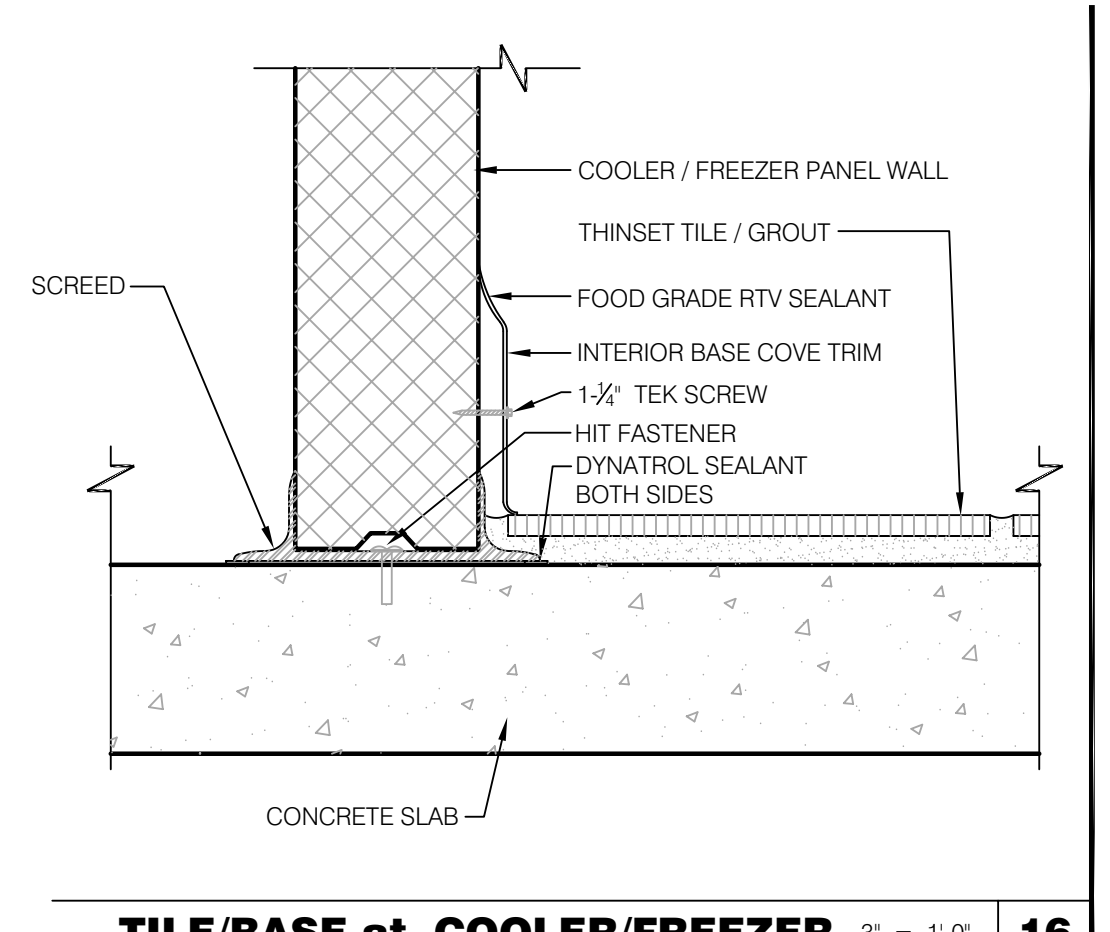
NOT USED NTS 7



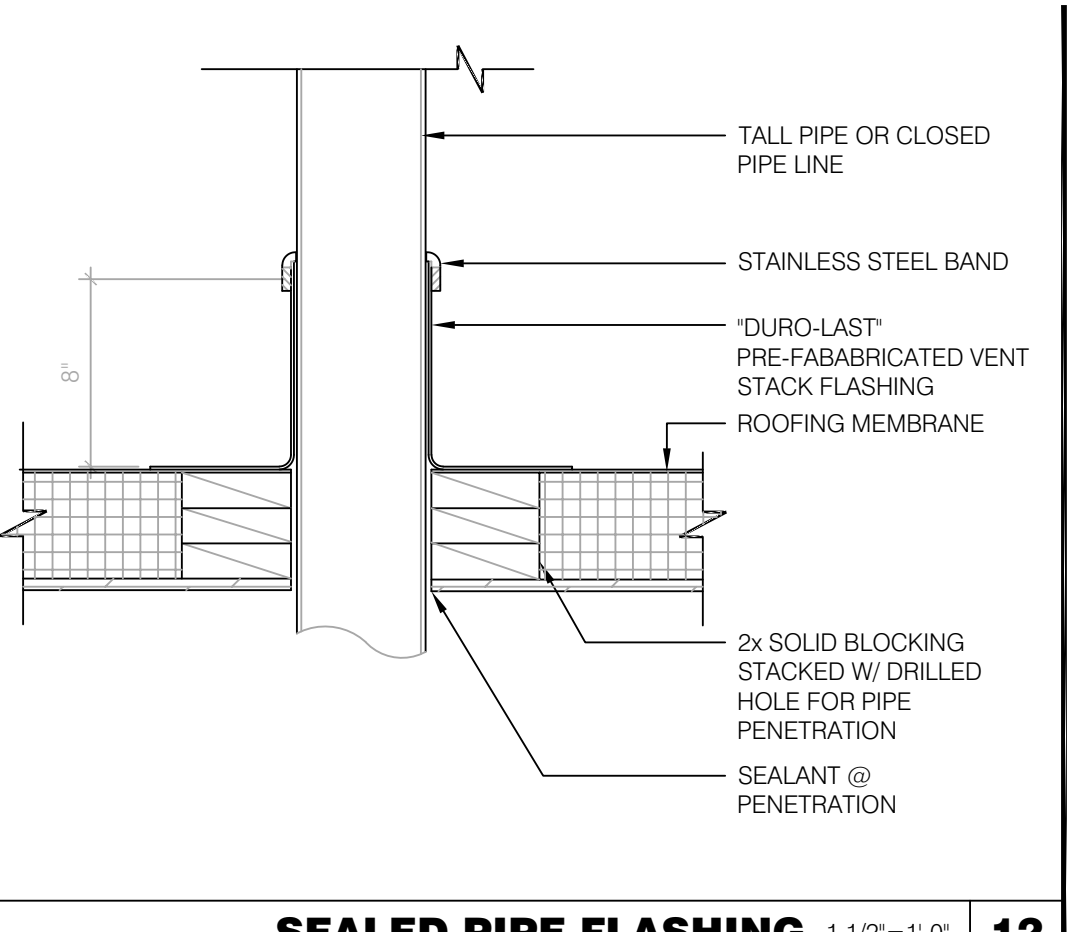
ROOF LADDER 1" = 1'-0" 20




ALUM. FLR. PLATE DETAIL 3' = 1'-0" 20



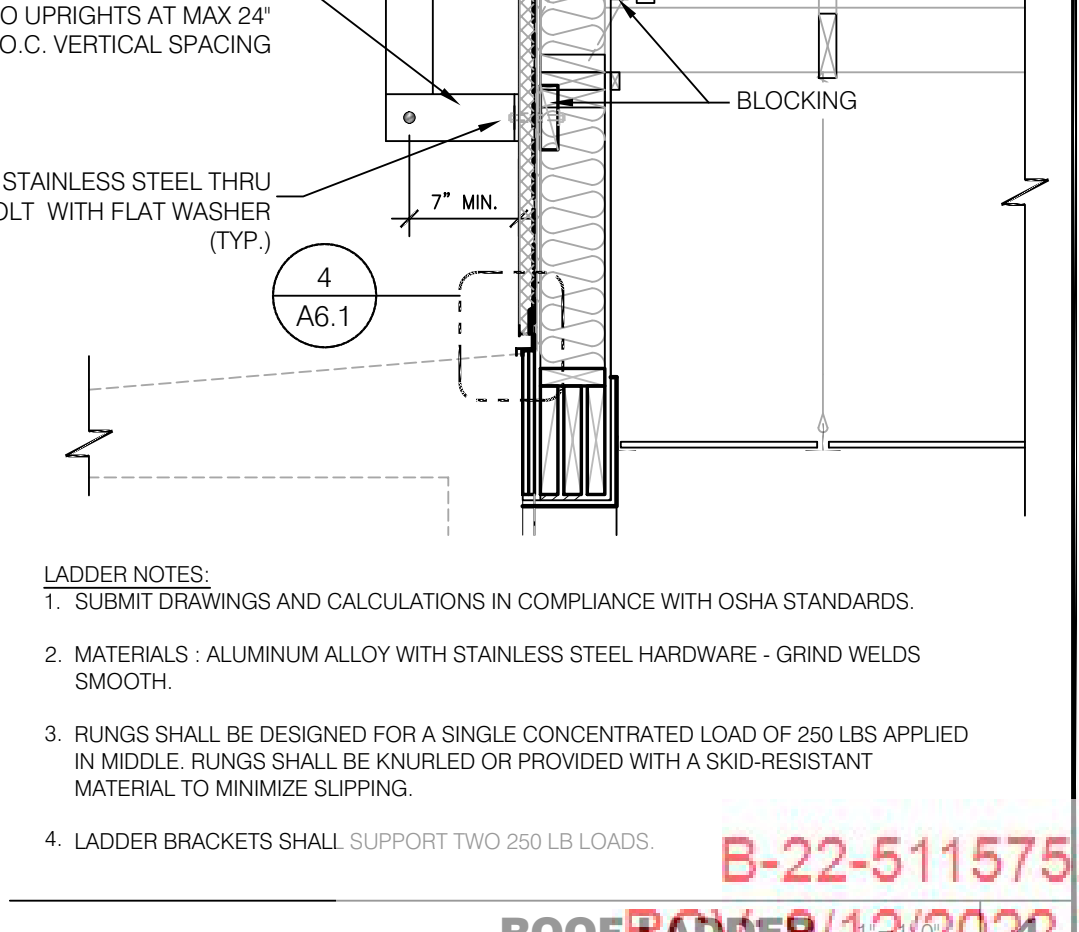
TILE/BASE at COOLER/FREEZER 3' = 1'-0" 16



SEALED PIPE FLASHING 1 1/2" = 1'-0" 12



NOT USED 3' = 1'-0" 8



ROOF LADDER 1" = 1'-0" 20

LIS ARCHITECTURE ENGINEERING
 LAND INVESTMENT SERVICES, LLC
 AA 26002040 CA NO: 6853 LB1057
 ARCHITECTURE / ENGINEERING OFFICE
 2572 West State Road #208
 Suite 2064, Oviedo, FL 32765
 Phone: (321) 244-0402
 Facsimile: (321) 244-9419

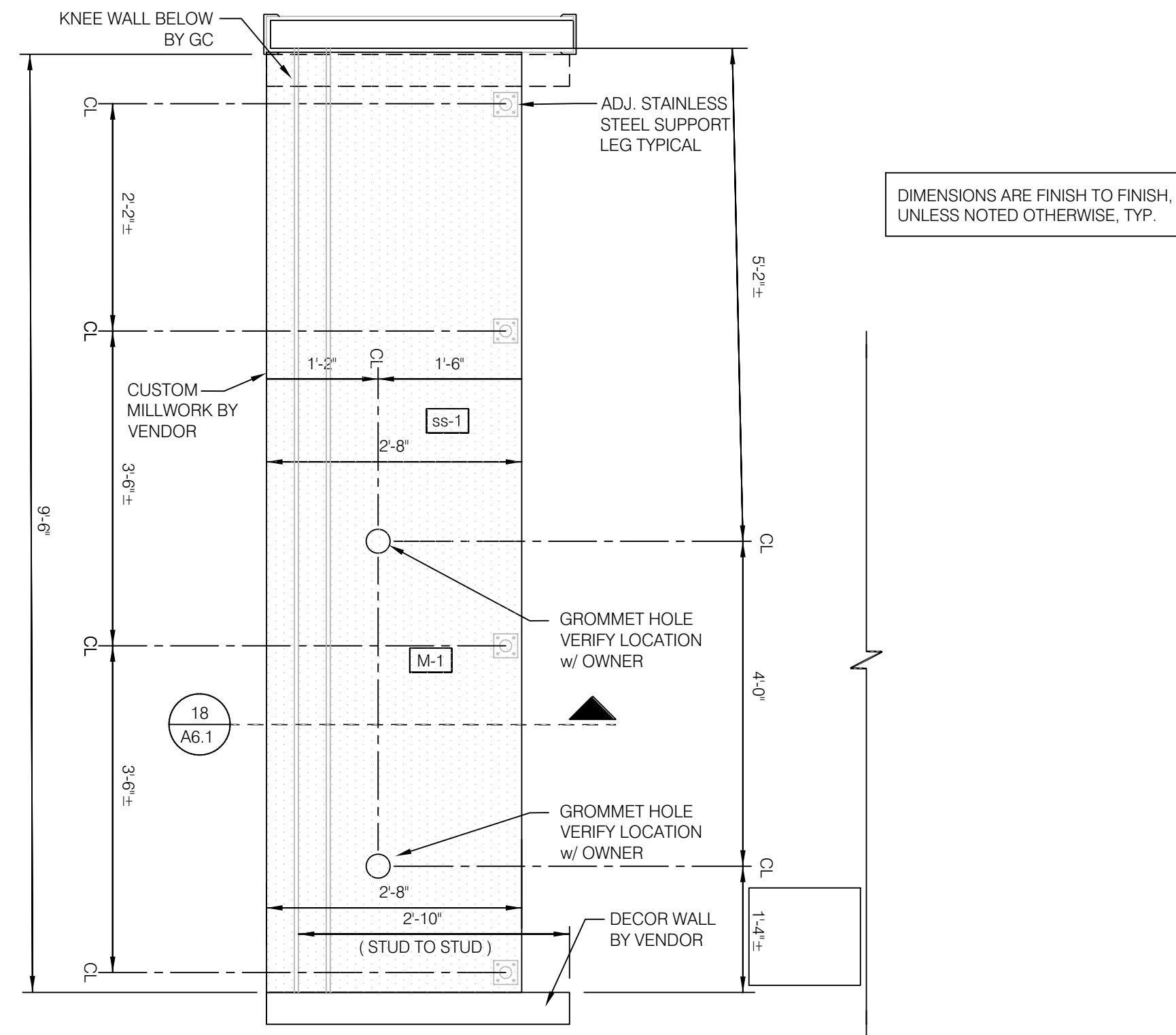


Digitally signed by Harold Hutter, III
 DN: cn=Harold Hutter, III, o=Land Investment Services, LLC, ou, email=DanH@lis-ae.com, c=US
 Date: 2022.09.12 12:12:22 -04'00

HAROLD DANIEL HUTTER III
 FL REG. AR98913
 PLAN SET REVISIONS:
 06/22/22 - BUILDING COMMENTS
 09/12/22 - BUILDING COMMENTS
 CONTRACT DATE: 12-18-2019
 BUILDING TYPE: Kb 30-19
 PLAN VERSION:
 SITE NUMBER:
 ENTITY NUMBER:
 STORE NUMBER:
 LIS PROJECT: 2019-303

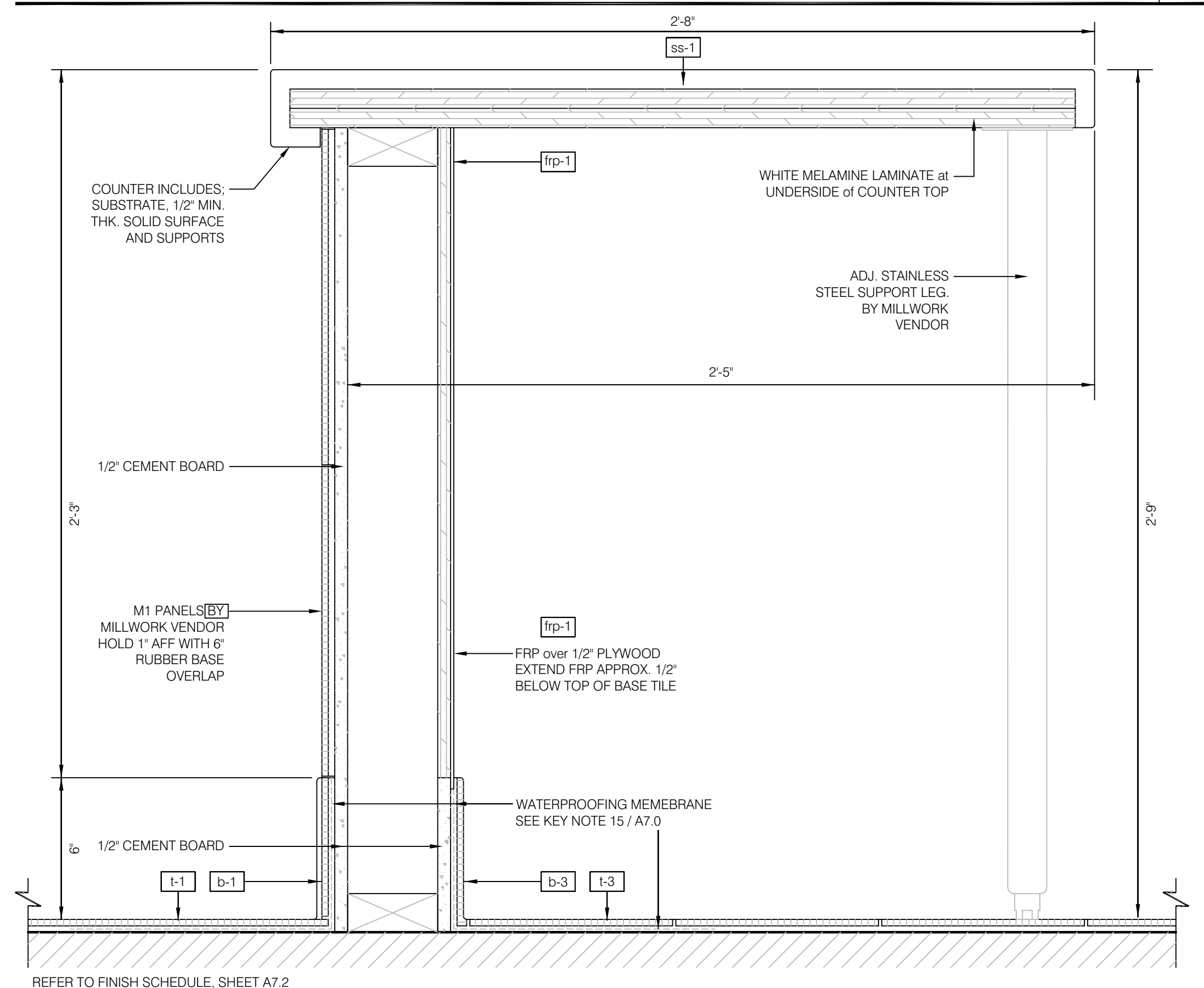
KFC
 OAKLEAF CORNER OUTPARCEL 3
 DUVAL COUNTY, FL

CONSTRUCTION DETAILS
A6.0
 B-22-511575.000
 ROOF COVER 8/12/2022 2:26 PM
 03/29/2022



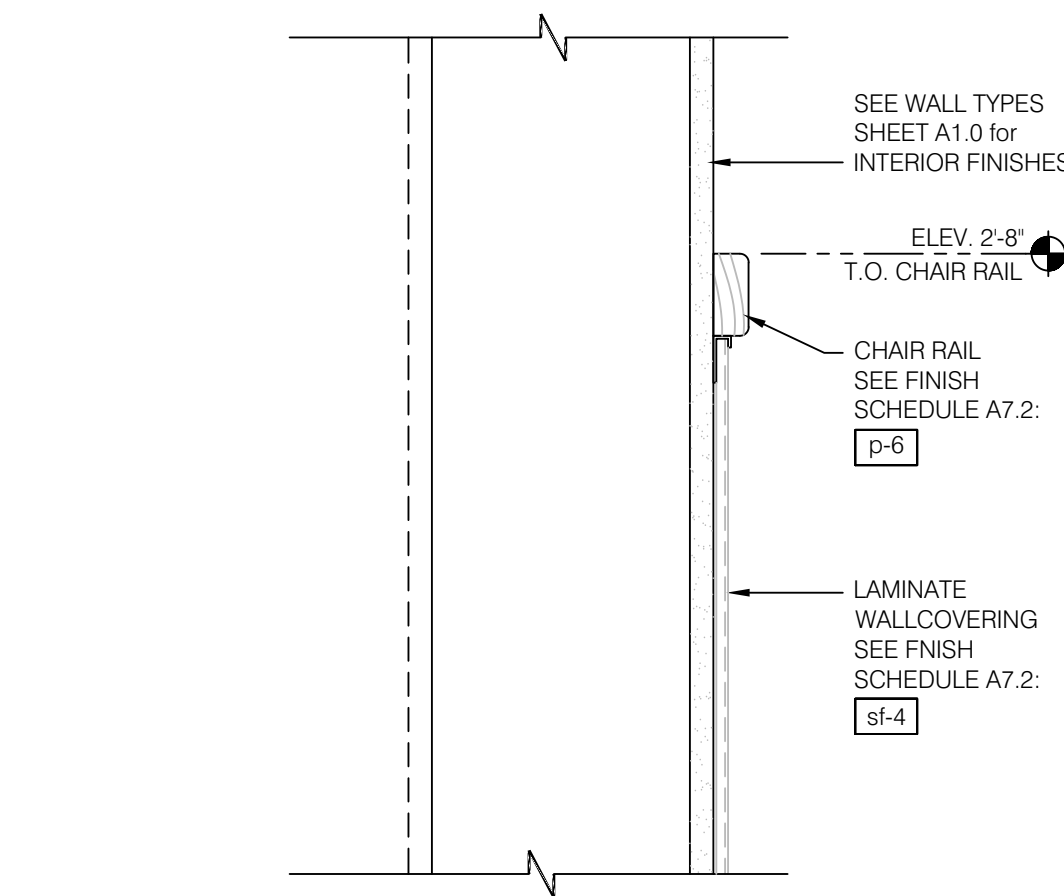
REFER TO FINISH SCHEDULE, SHEET A7.2 [ss-1]

CUSTOMER COUNTER PLAN 3/4" = 1'-0" 14

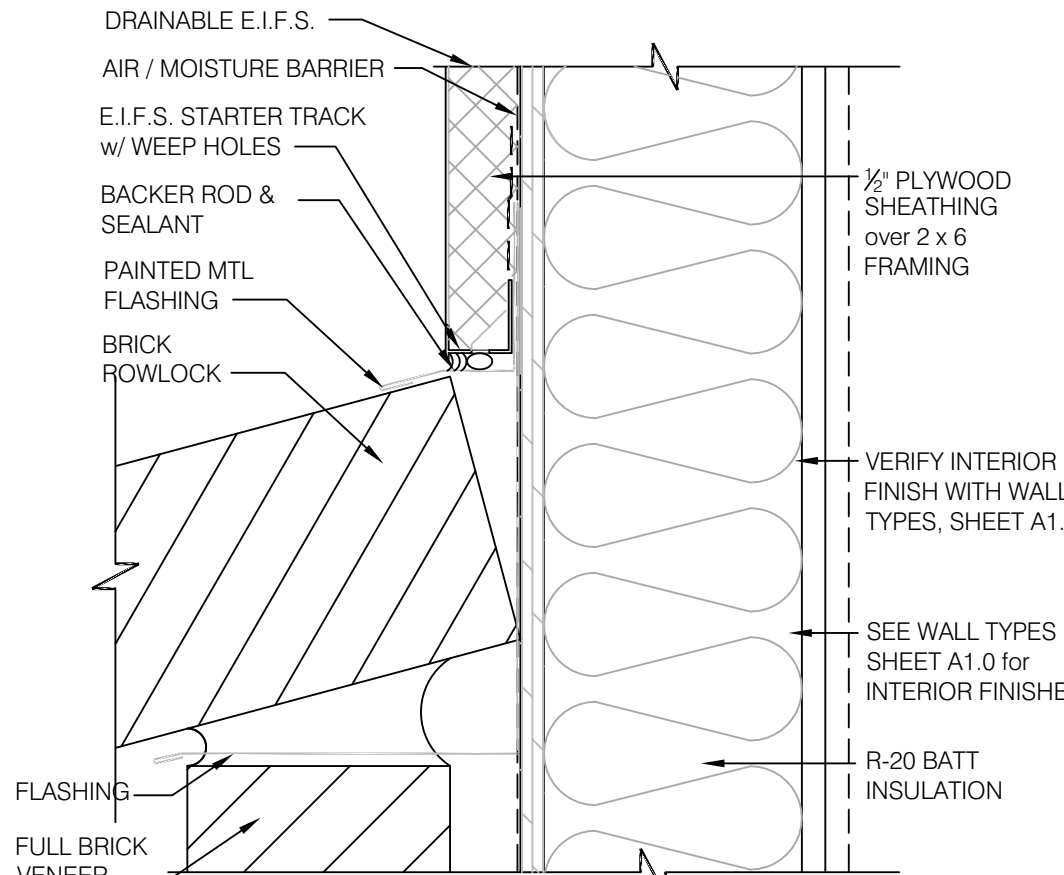


REFER TO FINISH SCHEDULE, SHEET A7.2

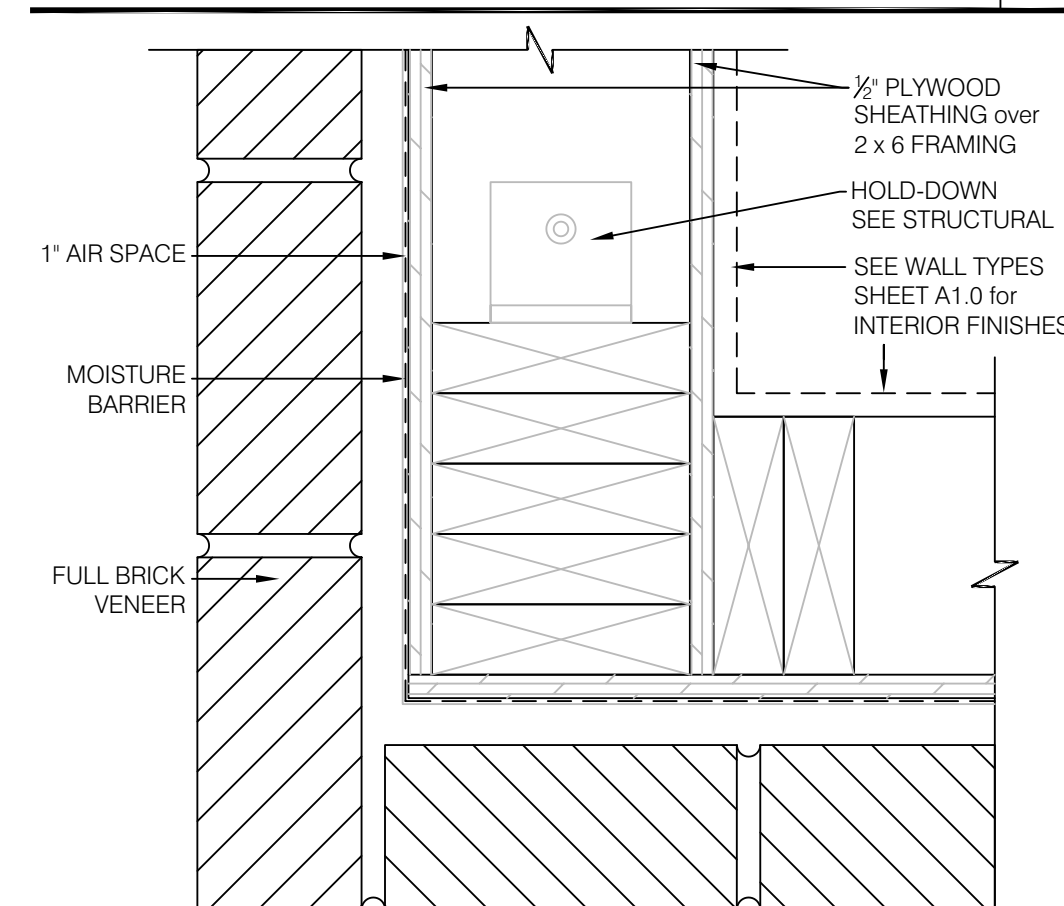
TYPICAL CUSTOMER COUNTER SECTION 3" = 1'-0" 18



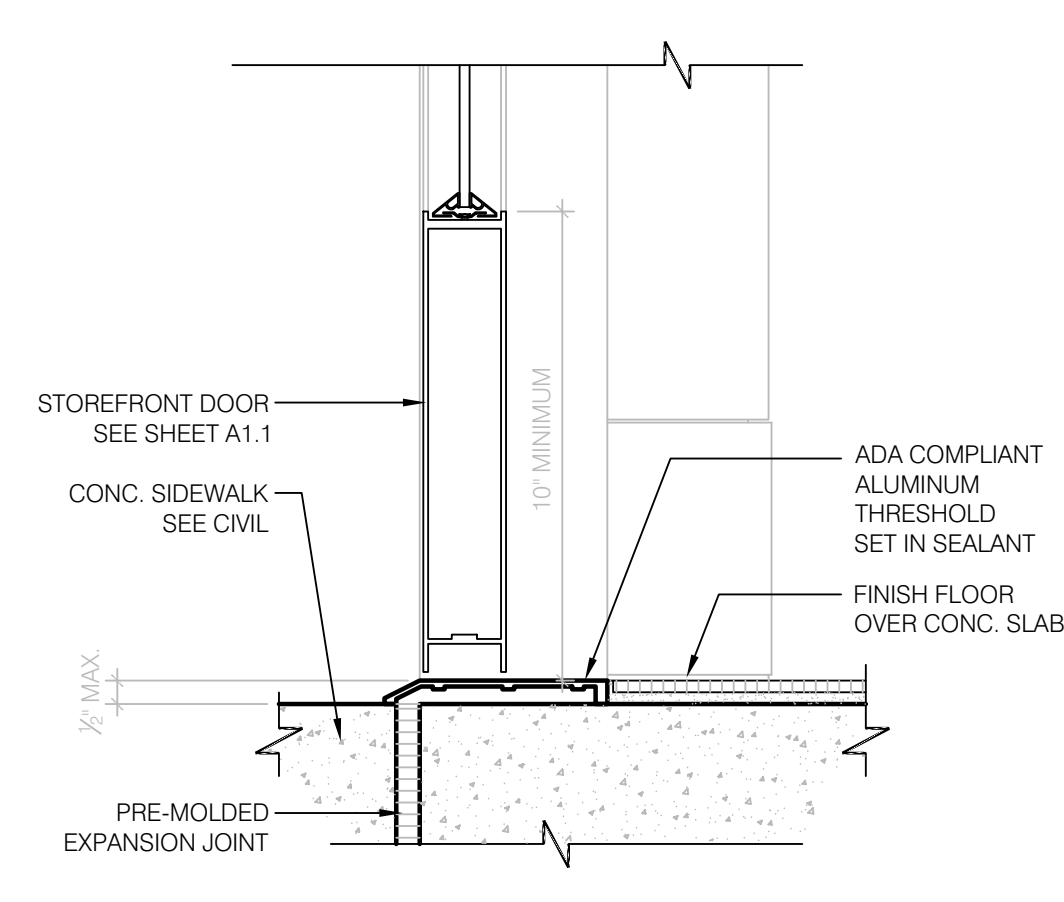
DINING ROOM CHAIR RAIL 3" = 1'-0" 9



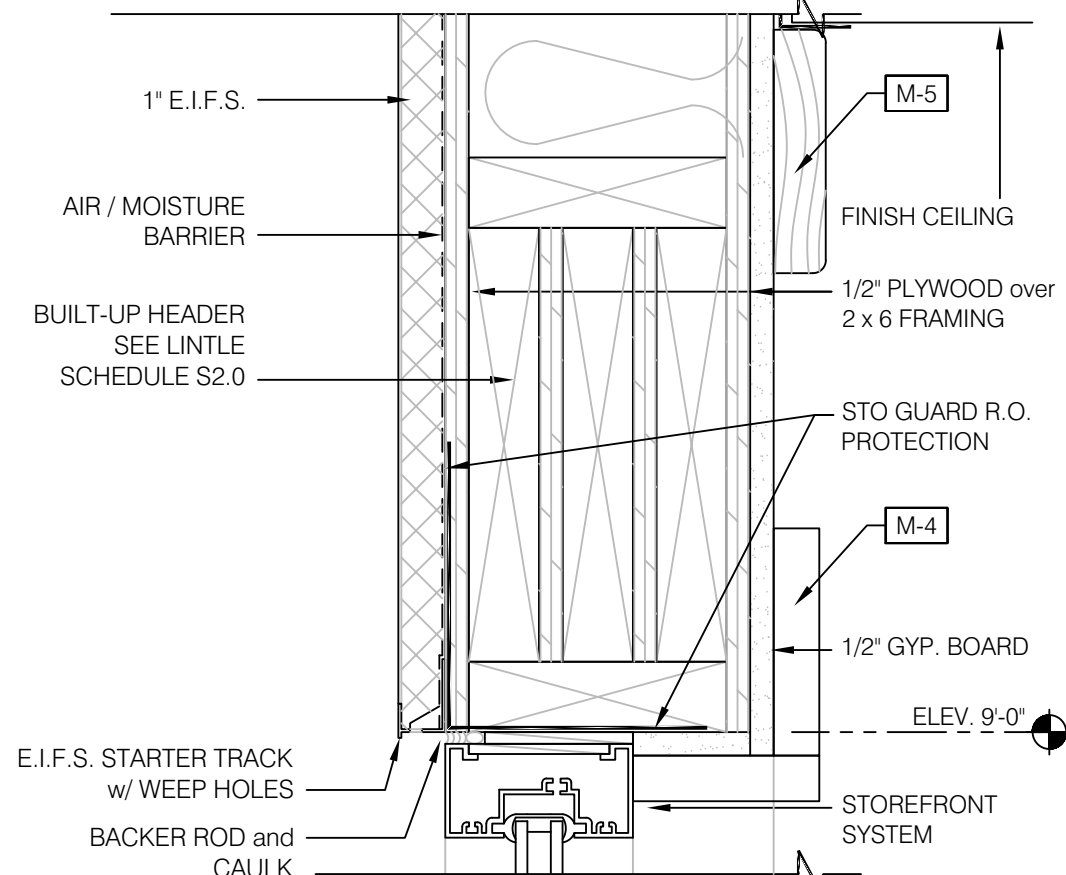
E.I.F.S. to THIN BRICK TRANSITION 3" = 1'-0" 10



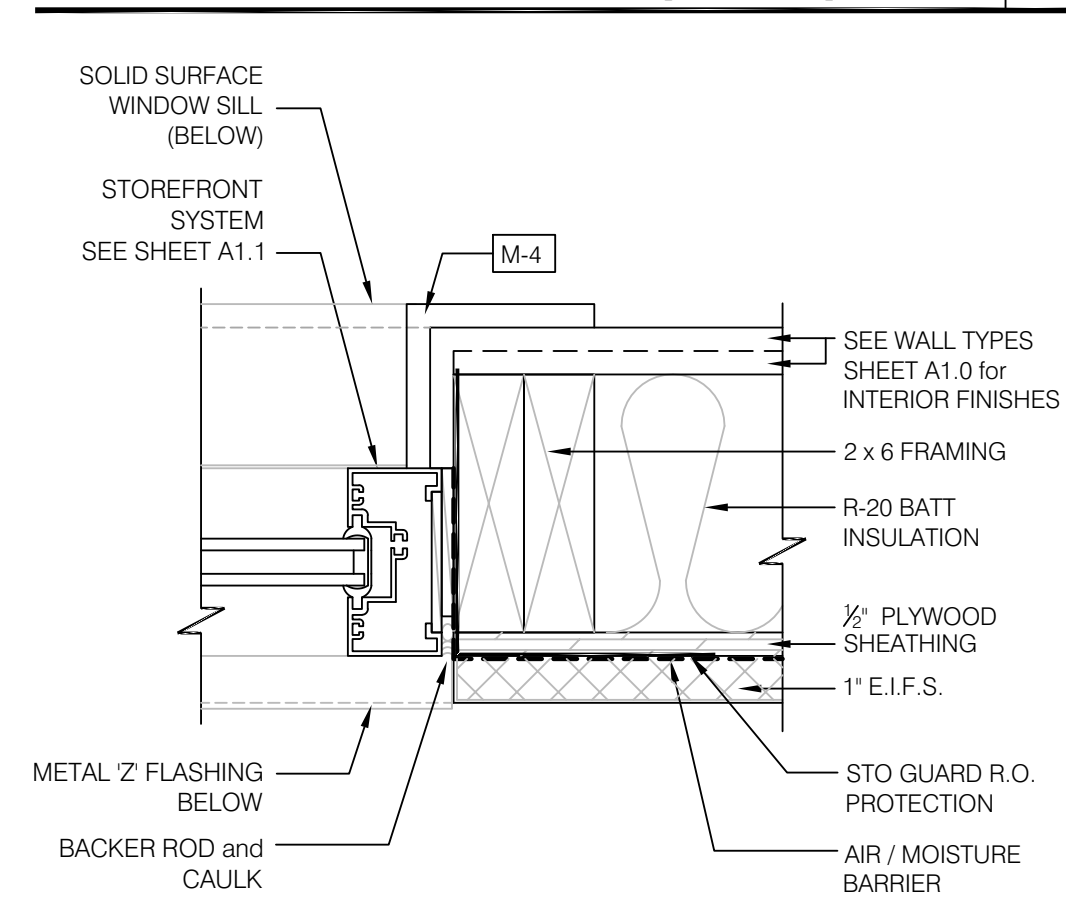
TYPICAL THIN BRICK CORNER 3" = 1'-0" 11



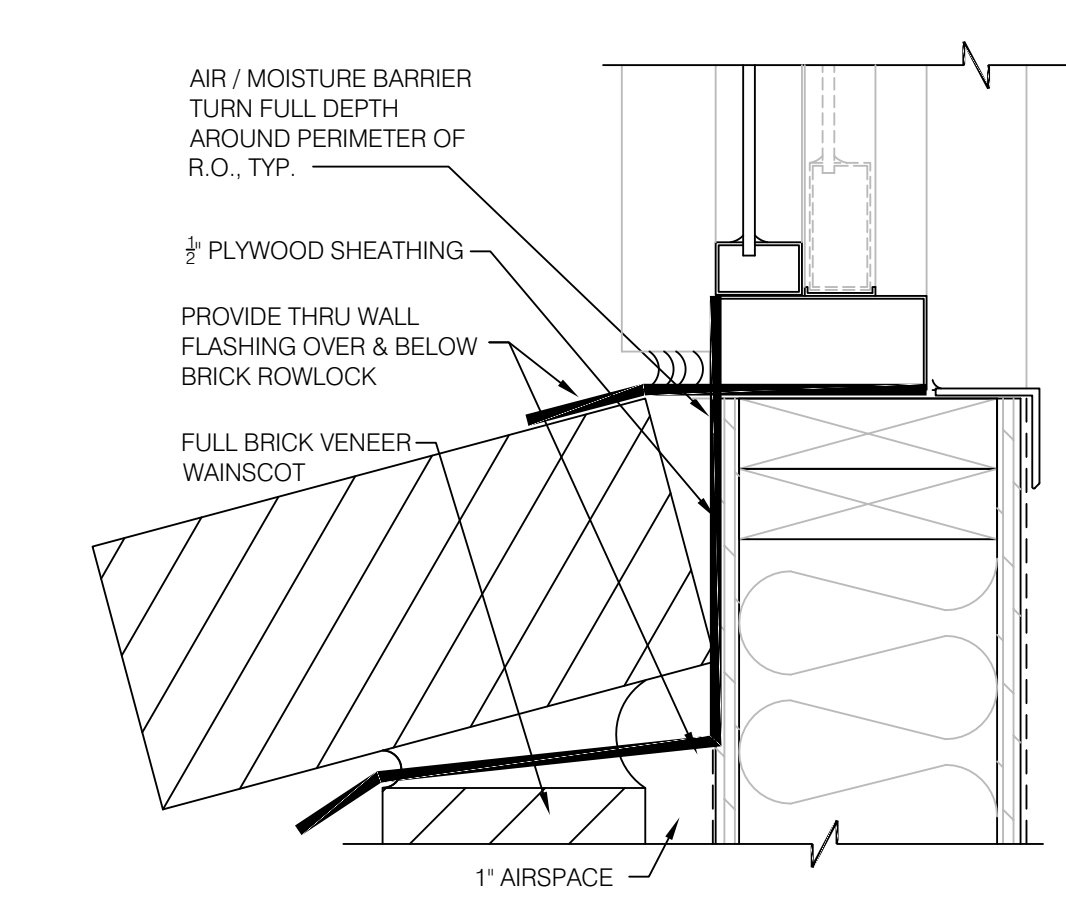
THRESHOLD at STOREFRONT DOOR 3" = 1'-0" 12



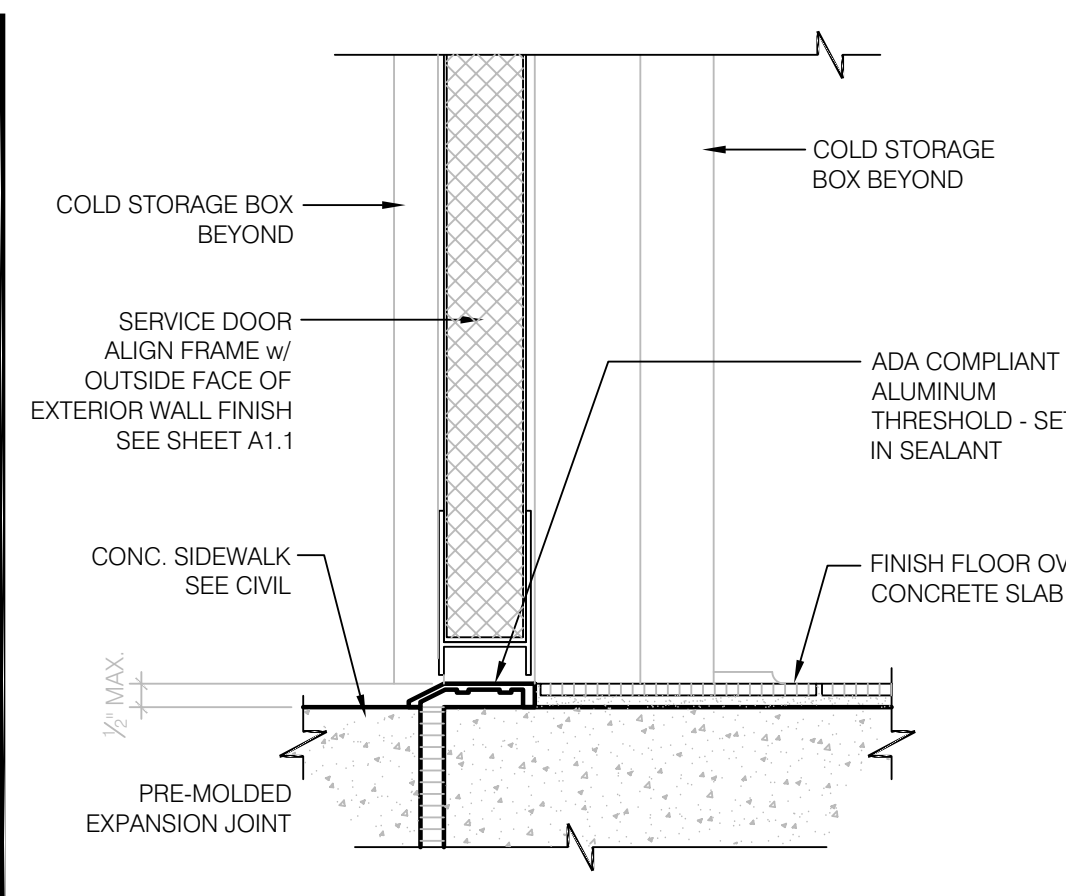
WINDOW HEAD at DINING (FRONT) 3" = 1'-0" 6



WINDOW JAMB (TYPICAL) 3" = 1'-0" 7



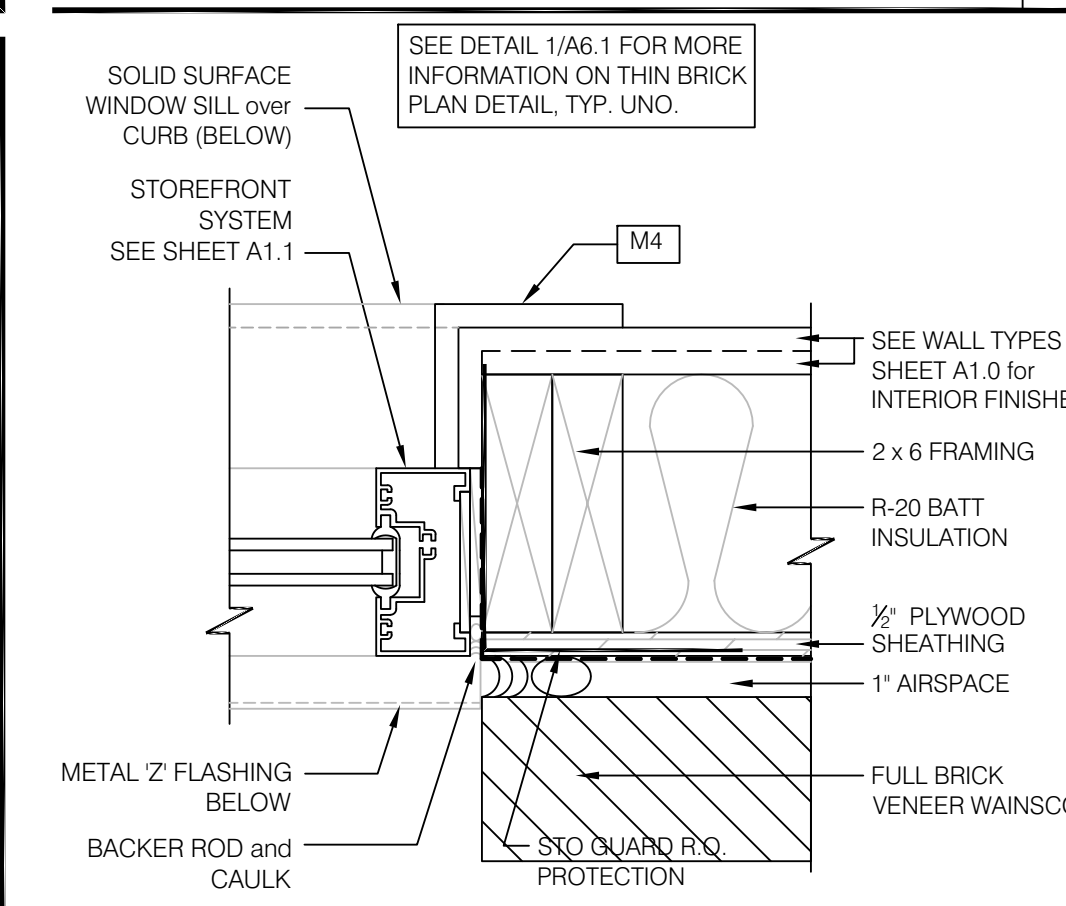
WINDOW SILL at DRIVE THRU 3" = 1'-0" 8



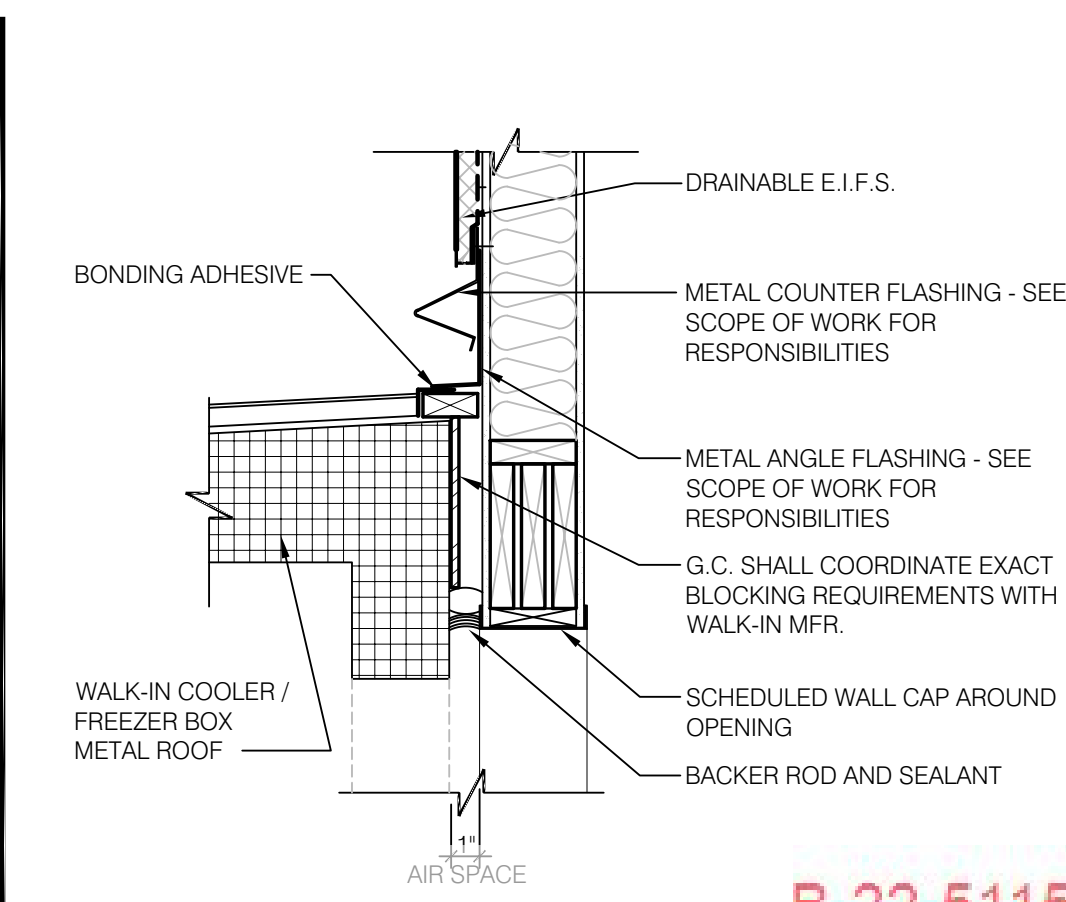
THRESHOLD at SERVICE DOOR 3" = 1'-0" 1



NOT USED 2



WINDOW JAMB (TYPICAL) 3" = 1'-0" 3



FLASHING AT TOP OF WALK-IN 3" = 1'-0" 4

ENGINEERING OFFICE
21430 Palm Beach Blvd.
Ave. Fla. 33920
Phone: (239) 693-9244
facsimile: (239) 693-9828

LAND INVESTMENT SERVICES, LLC
AA 26002040 CA NO: 6853 LB1057

ARCHITECTURE / ENGINEERING OFFICE
15000 S.W. 11th St.
Suite 2064, Oviedo, FL 32765
Phone: (321) 244-0402
facsimile: (321) 244-9419

ARCHITECTURE
ENGINEERING



Digitally signed by Harold Hutter, III
DN: cn=Harold Hutter, III, o=Land Investment Services, LLC, ou, email=DanH@lis-ae.com, c=US
Date: 2022.09.12 12:13:12 -04'00


HAROLD DANIEL HUTTER III
FL REG. AR88913

PLAN SET REVISIONS:

06/22/22 - BUILDING COMMENTS
09/12/22 - BUILDING COMMENTS

CONTRACT DATE: 12-18-2019
BUILDING TYPE: Kb 30-19
PLAN VERSION:
SITE NUMBER:
ENTITY NUMBER:
STORE NUMBER:
LIS PROJECT: 2019-303

KFC
OAKLEAF CORNER OUTPARCEL 3
DUVAL COUNTY, FL

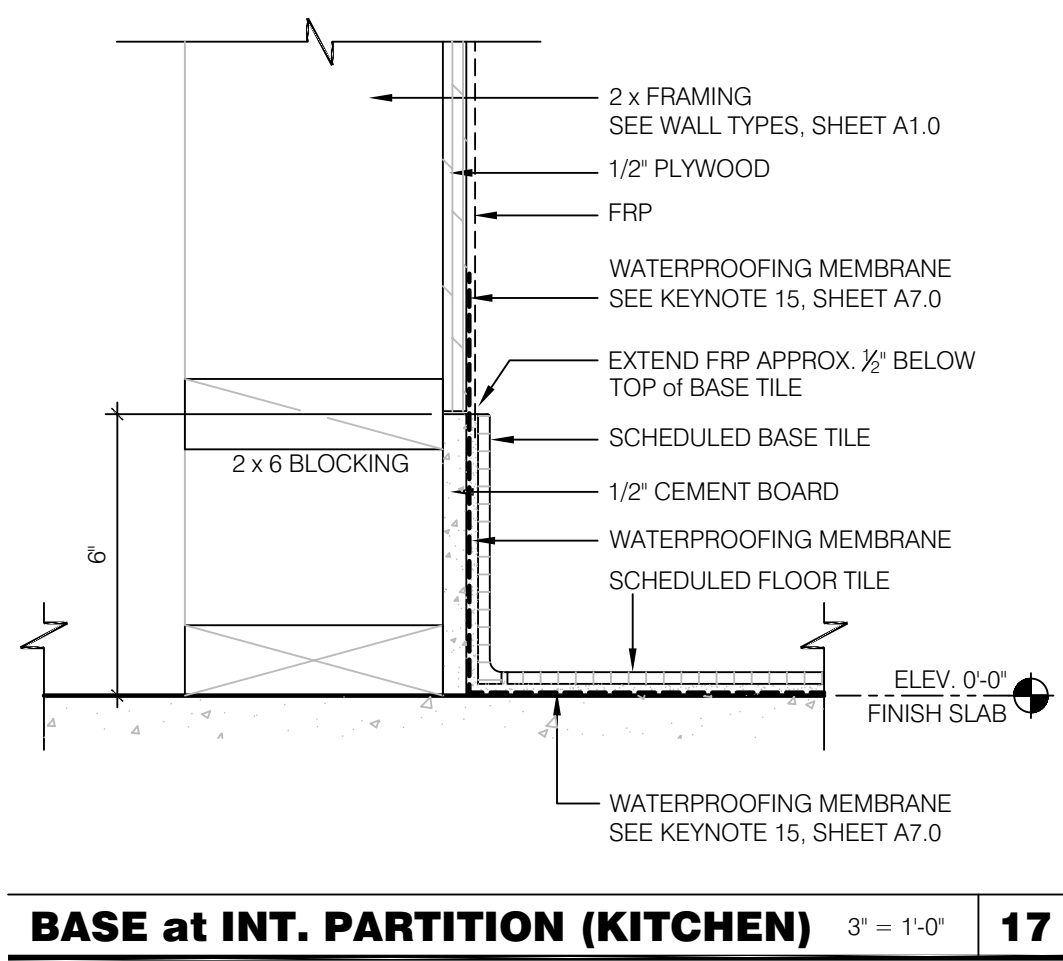


Kb 30-19

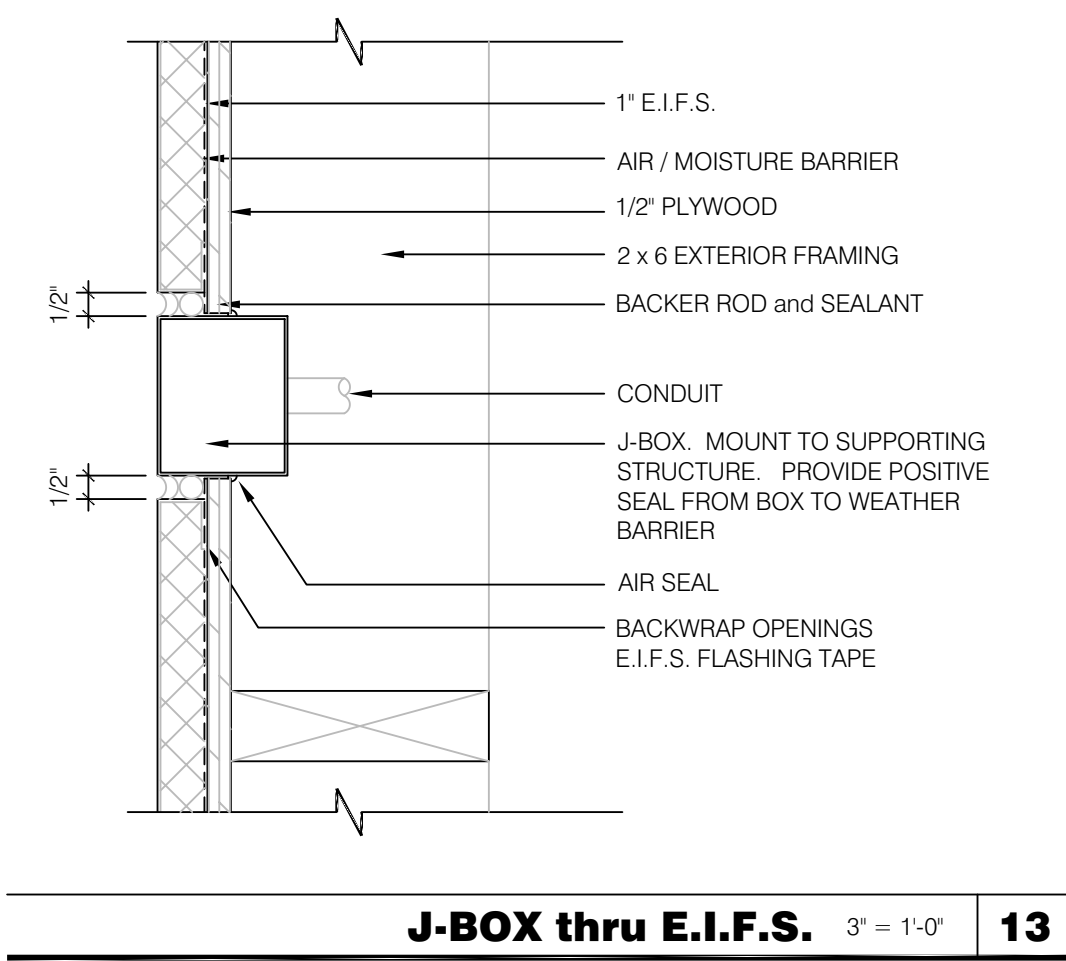
**CONSTRUCTION
DETAILS**

A6.1

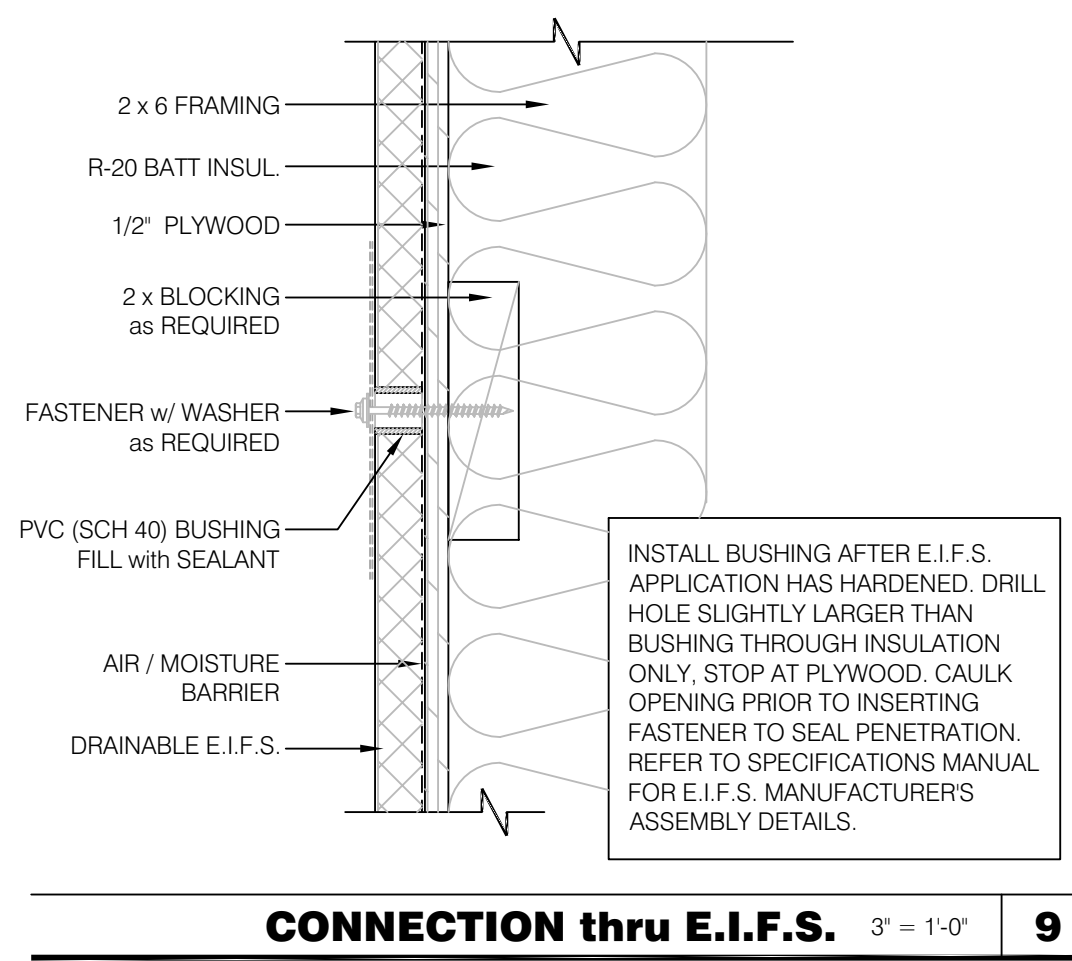
B-22-511575.000
RCV: 9/12/2022 2:26 PM
PLOT DATE: 03/29/2022



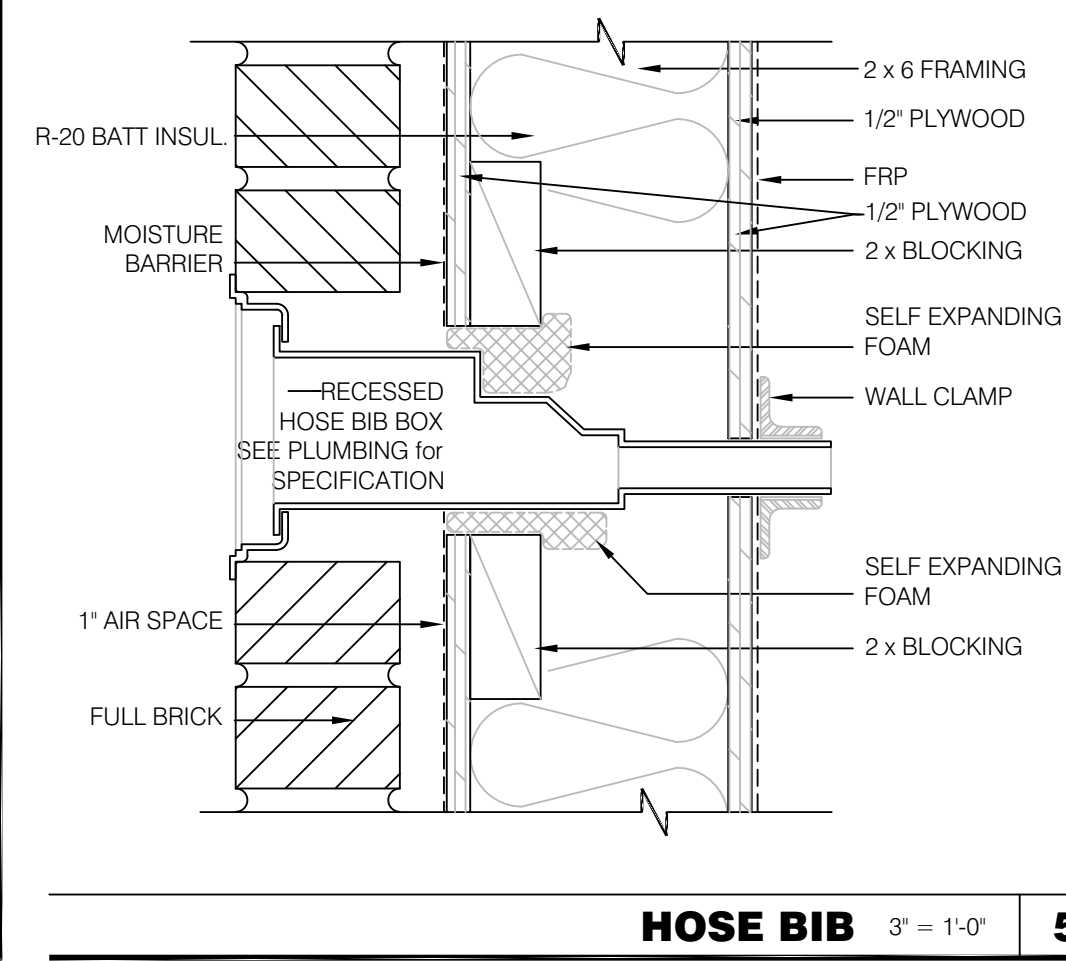
BASE at INT. PARTITION (KITCHEN) 3' = 1'-0" **17**



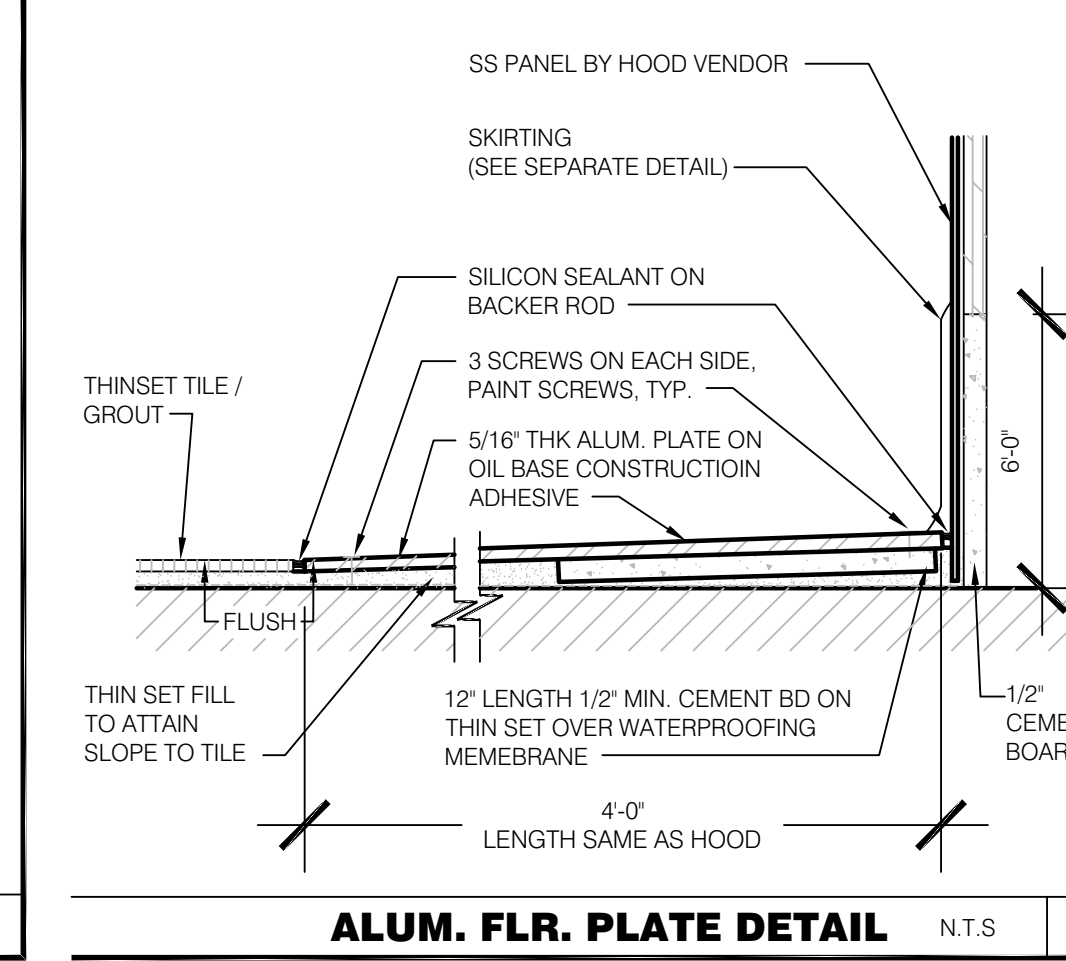
J-BOX thru E.I.F.S. 3' = 1'-0" **13**



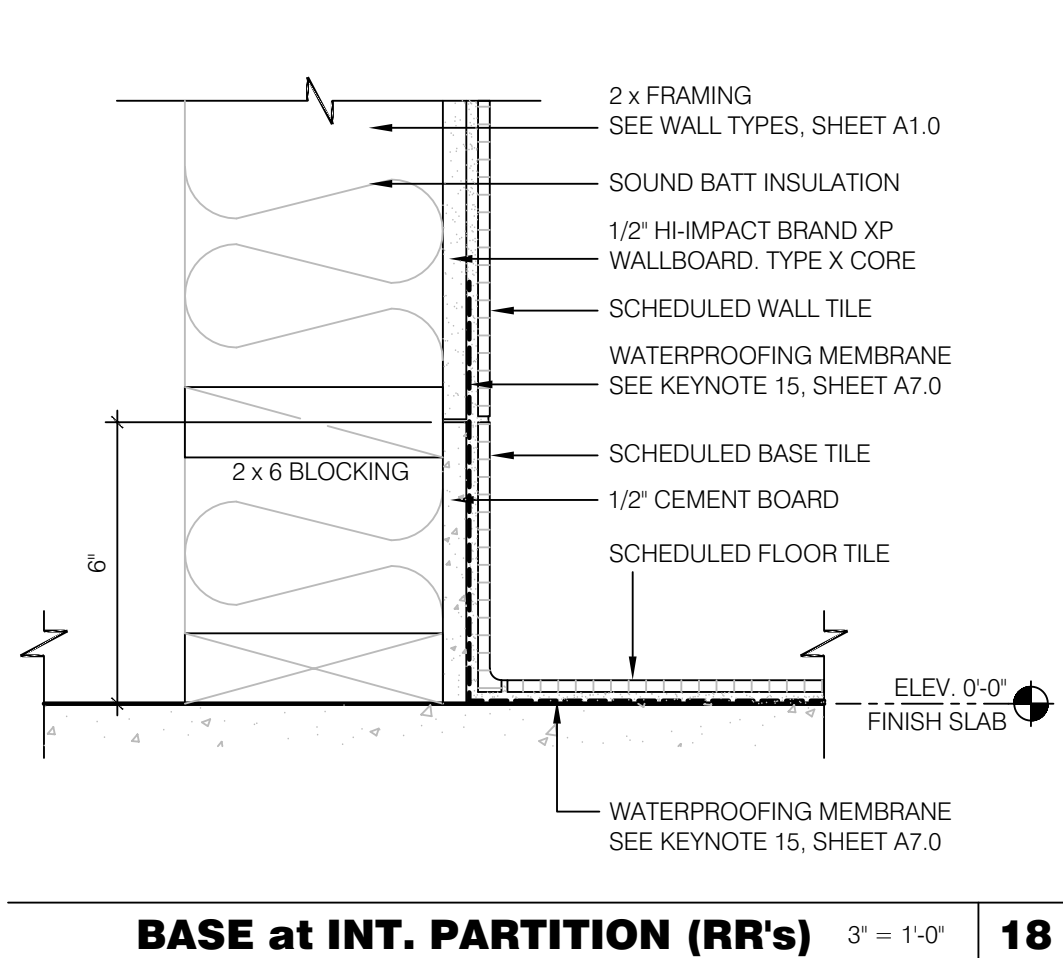
CONNECTION thru E.I.F.S. 3' = 1'-0" **9**



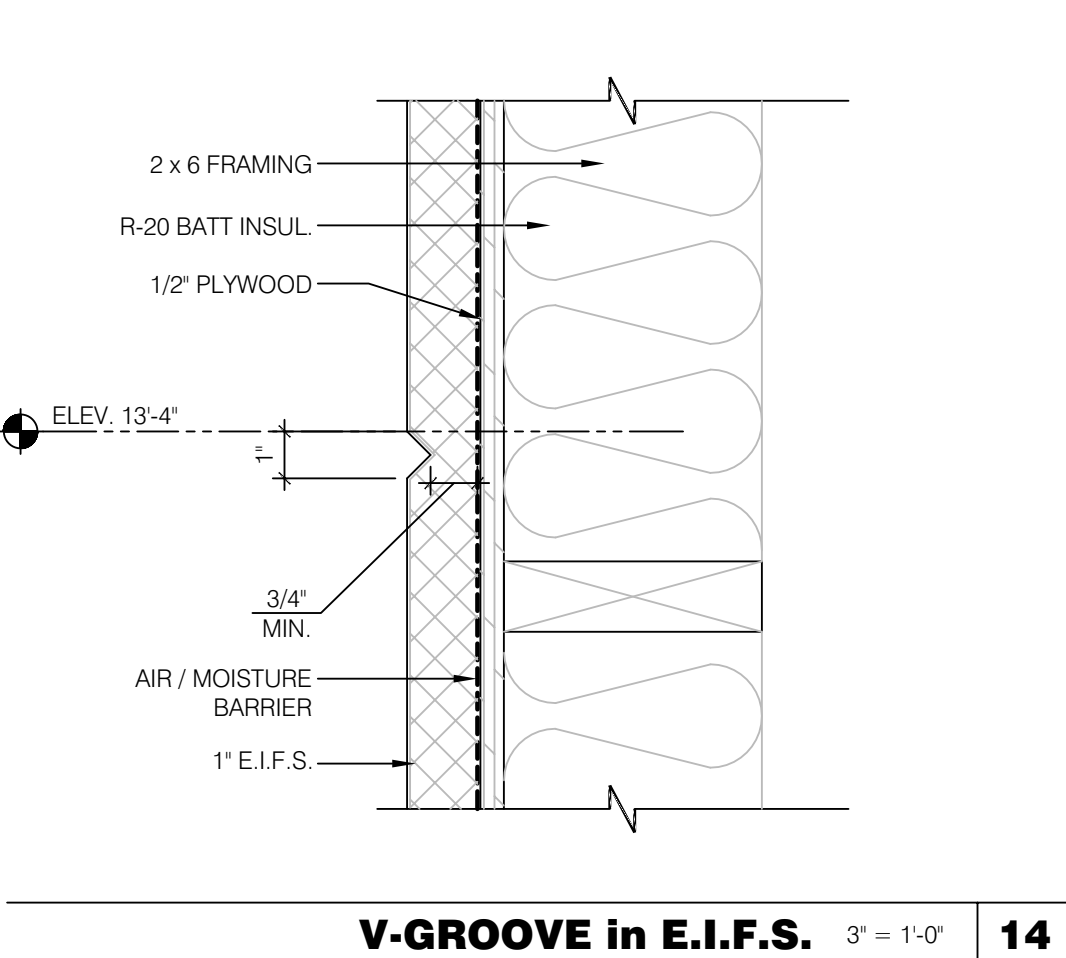
HOSE BIB 3' = 1'-0" **5**



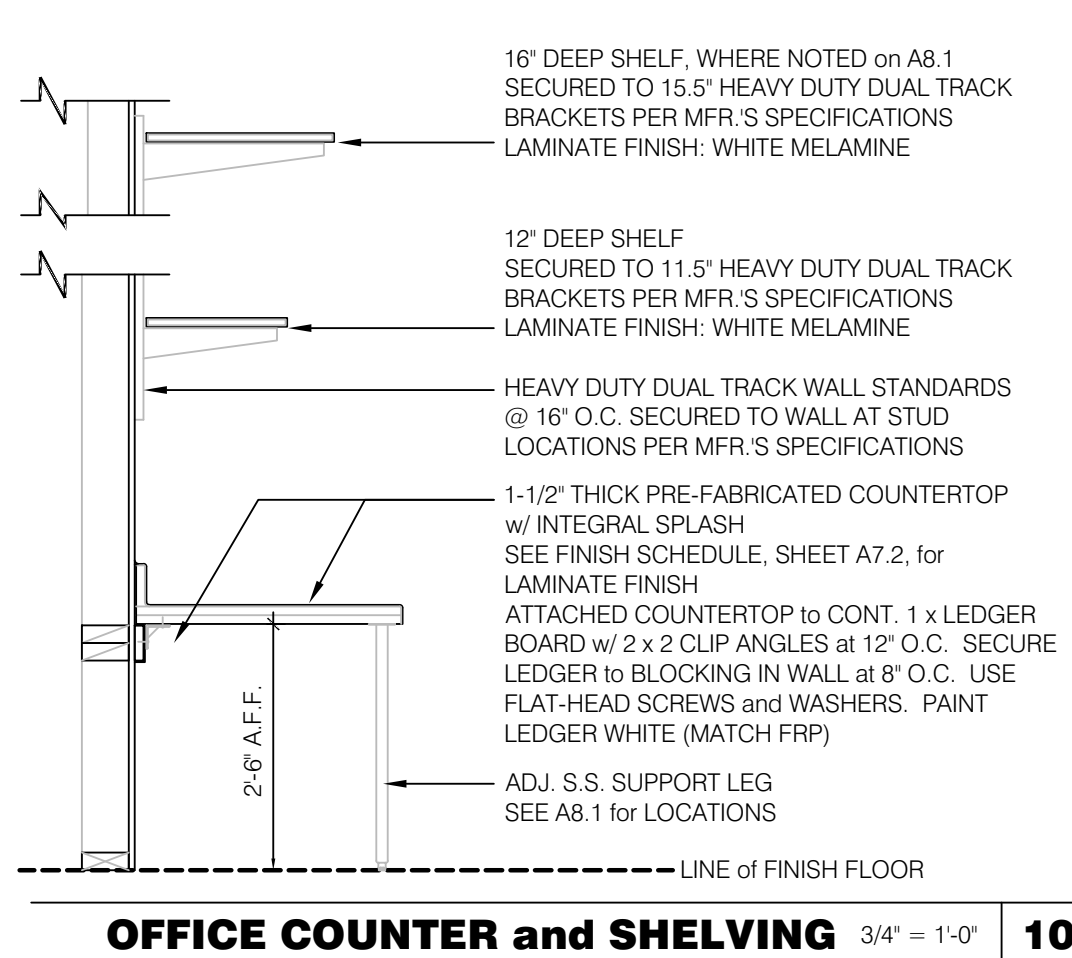
ALUM. FLR. PLATE DETAIL N.T.S. **1**



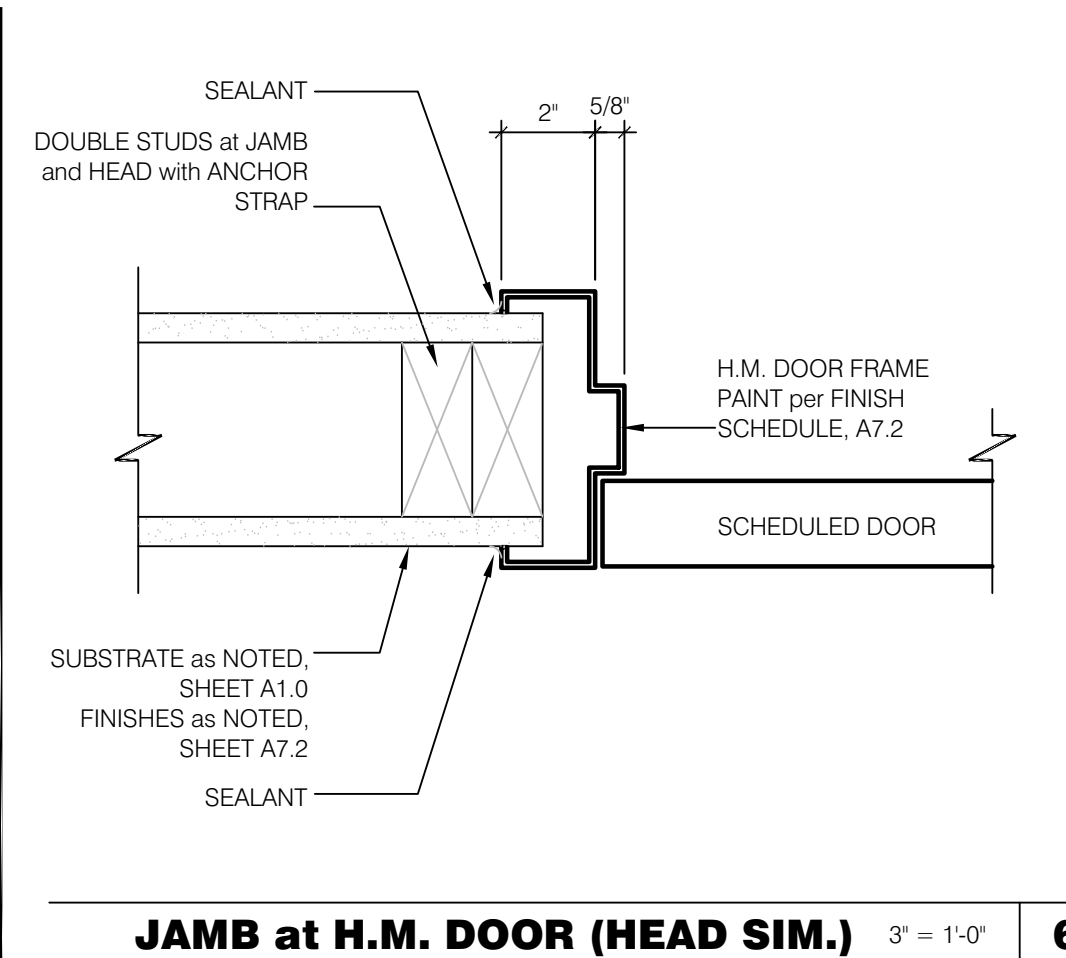
BASE at INT. PARTITION (RR's) 3' = 1'-0" **18**



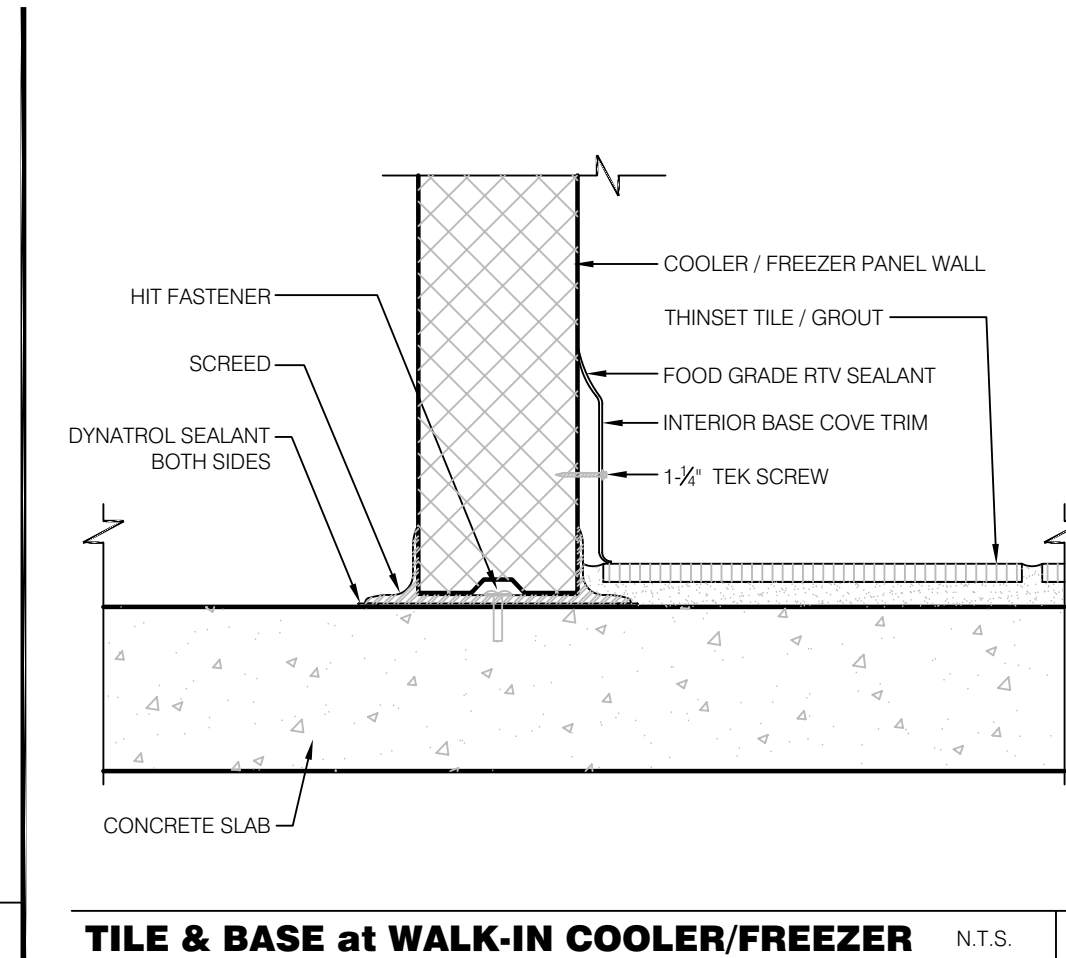
V-GROOVE in E.I.F.S. 3' = 1'-0" **14**



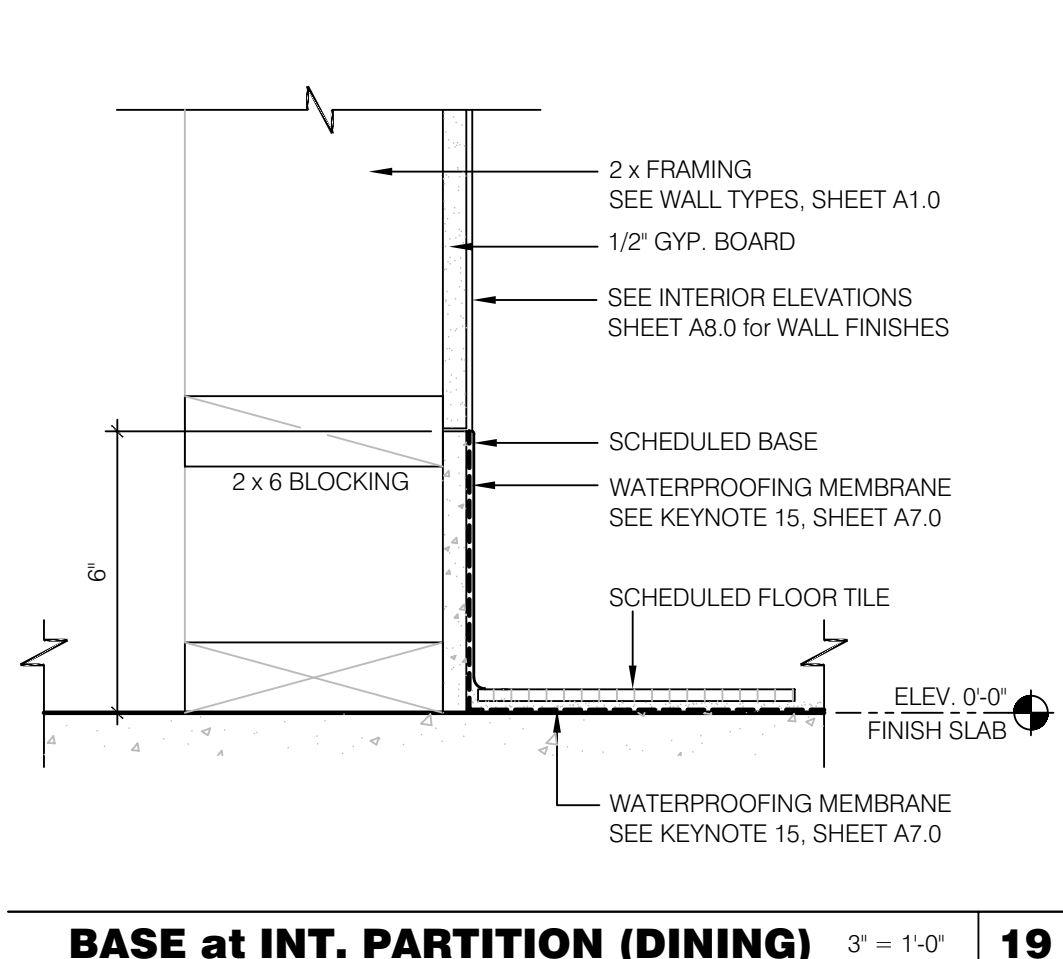
OFFICE COUNTER and SHELVING 3/4\" = 1'-0" **10**



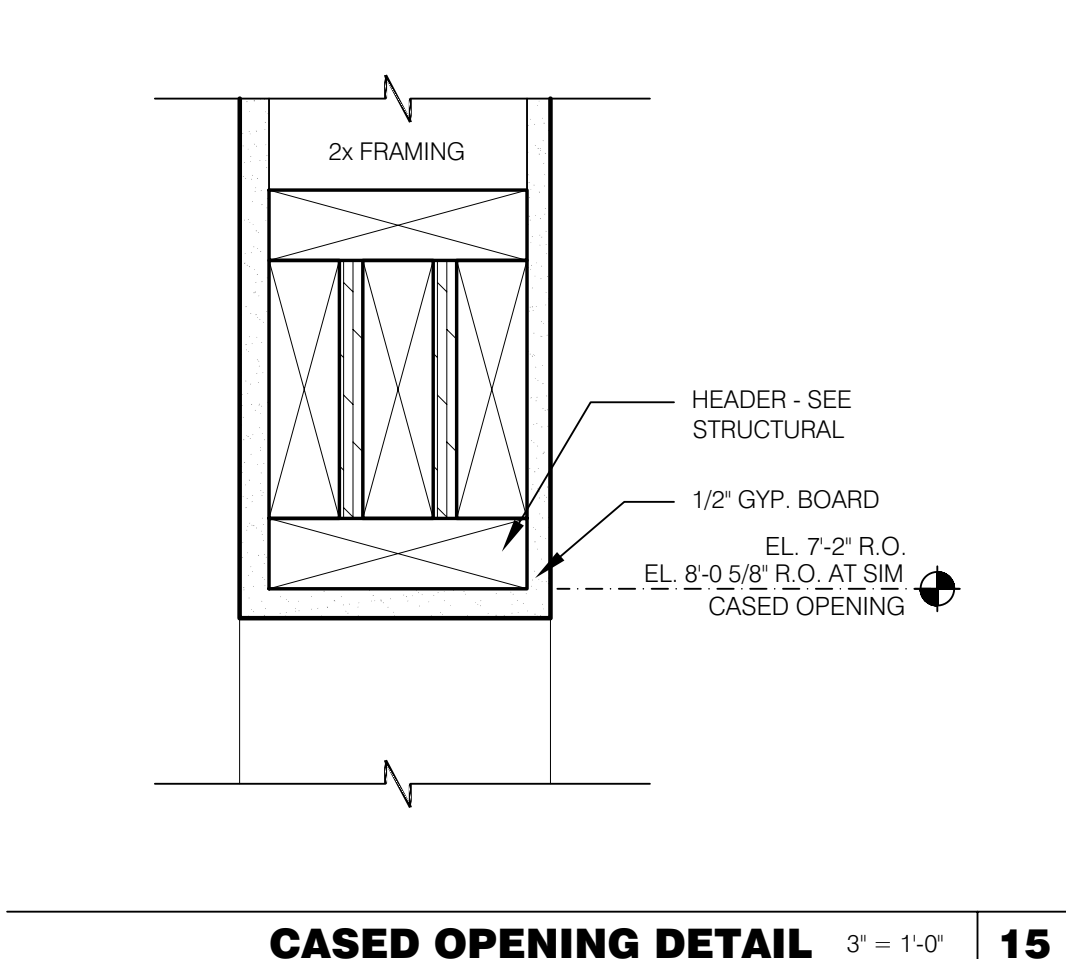
JAMB at H.M. DOOR (HEAD SIM.) 3' = 1'-0" **6**



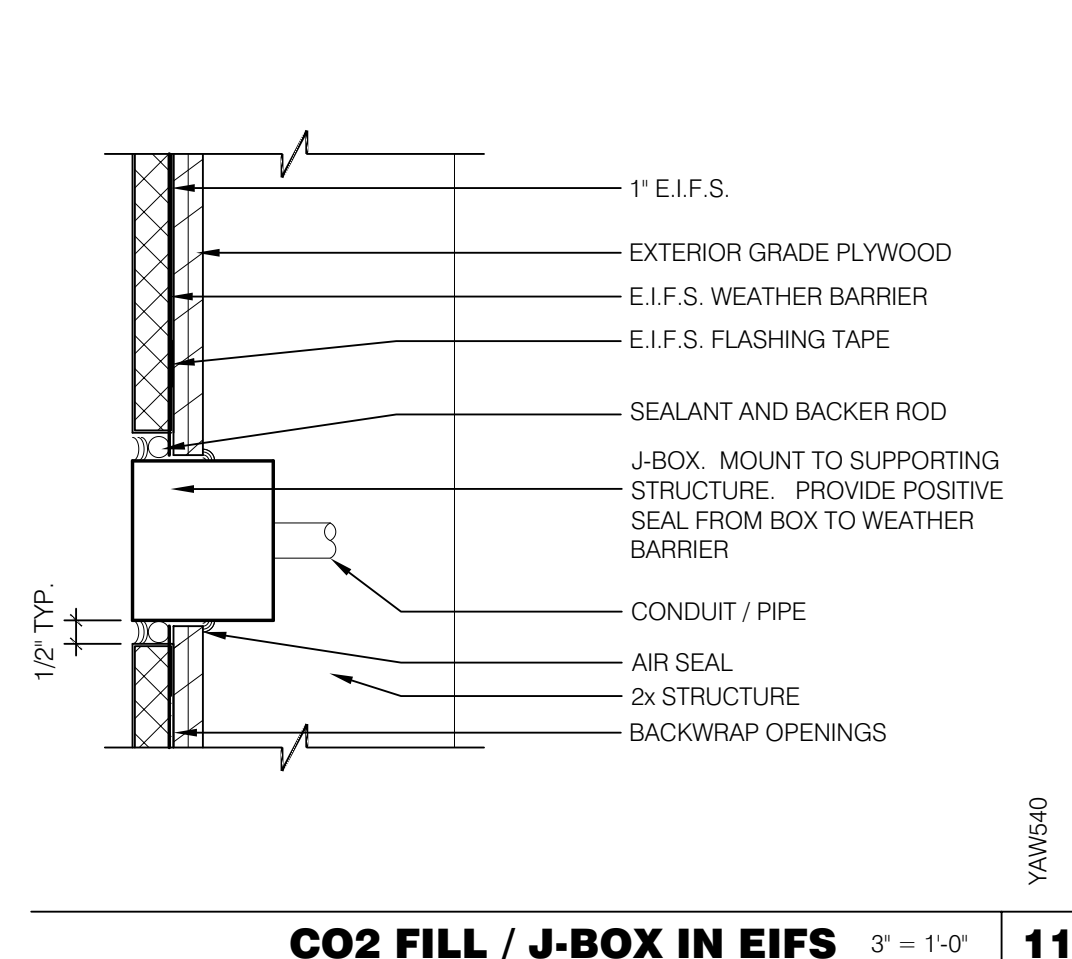
TILE & BASE at WALK-IN COOLER/FREEZER N.T.S. **2**



BASE at INT. PARTITION (DINING) 3' = 1'-0" **19**



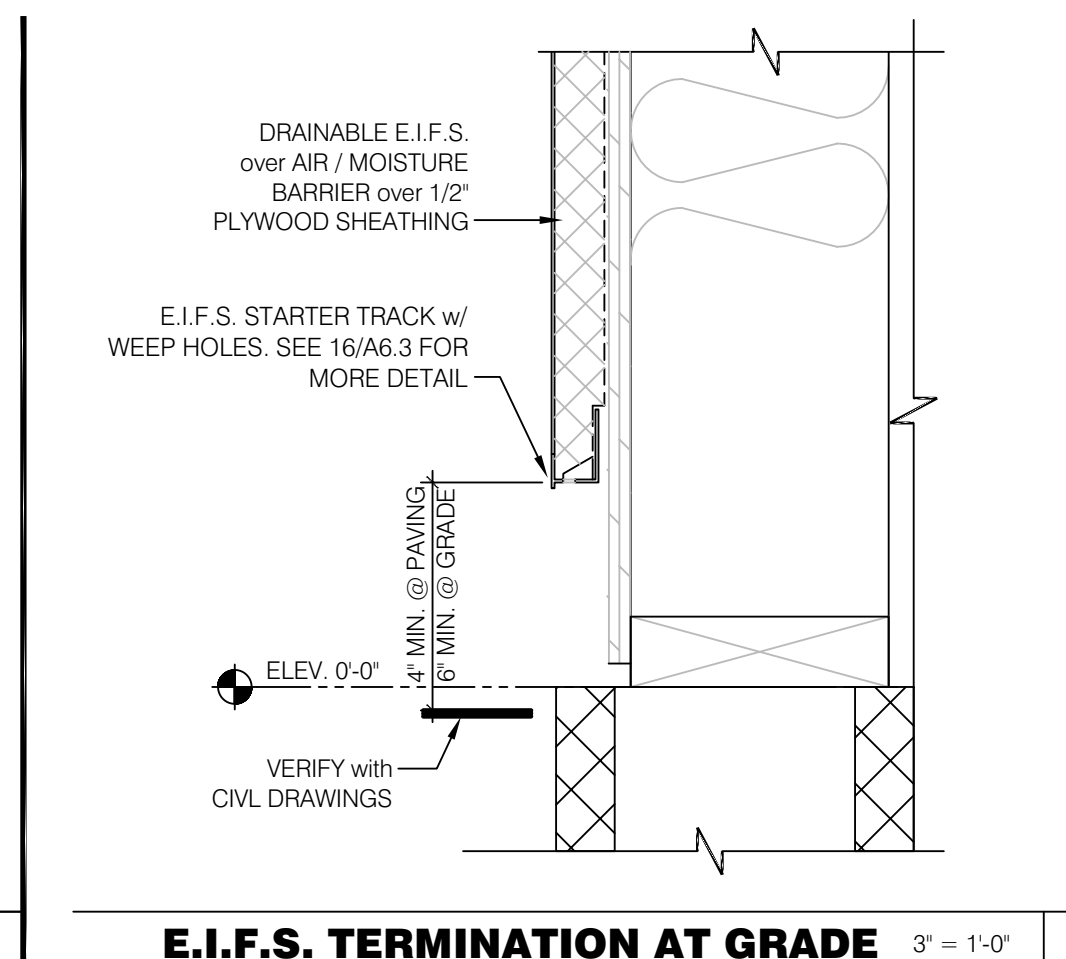
CASED OPENING DETAIL 3' = 1'-0" **15**



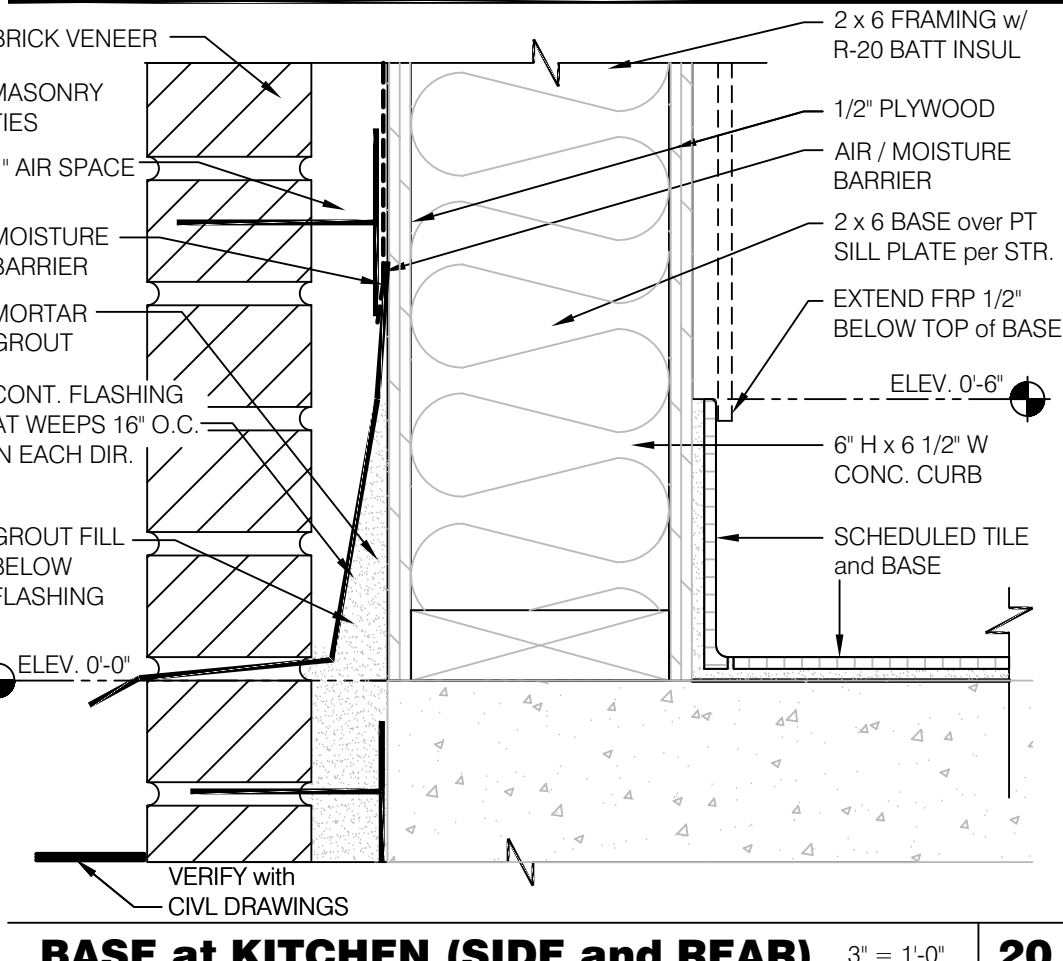
CO2 FILL / J-BOX IN EIFS 3' = 1'-0" **11**



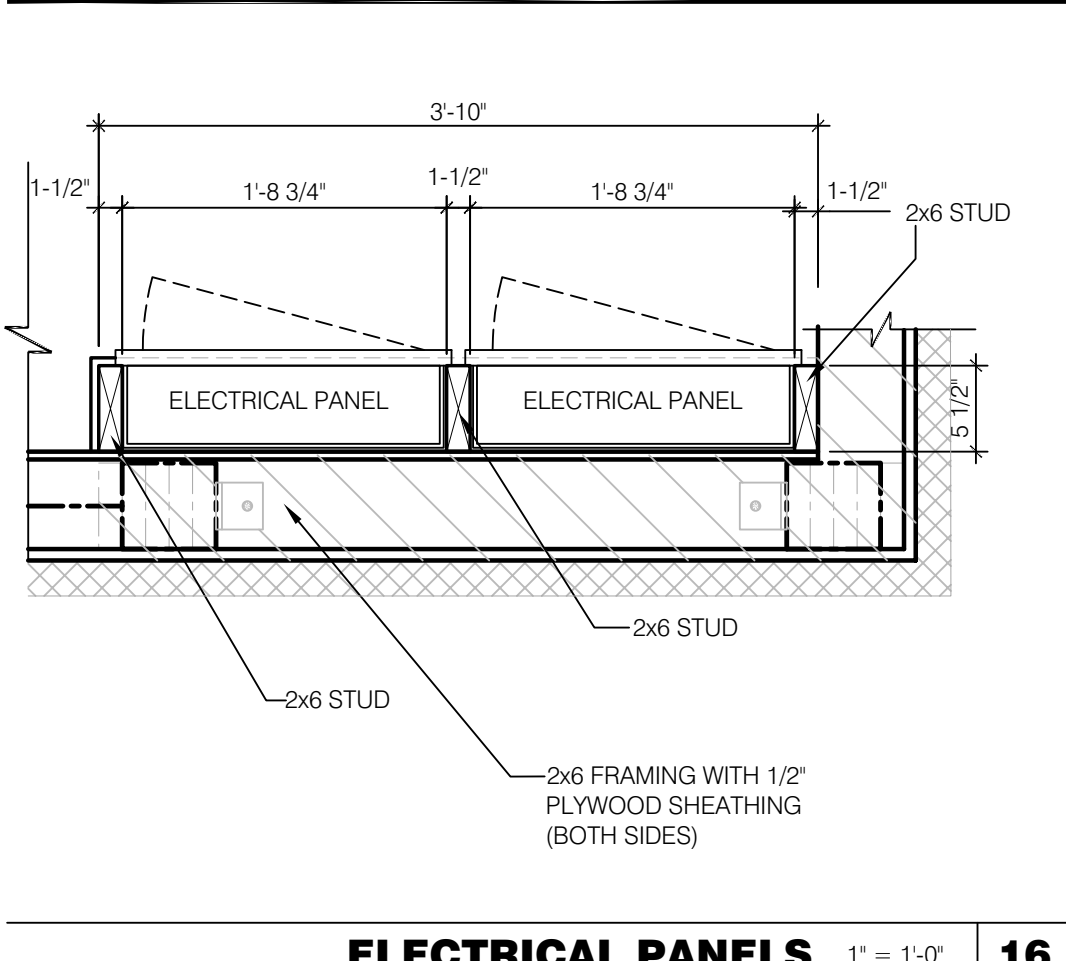
NOT USED 3' = 1'-0" **7**




E.I.F.S. TERMINATION AT GRADE 3' = 1'-0" **3**



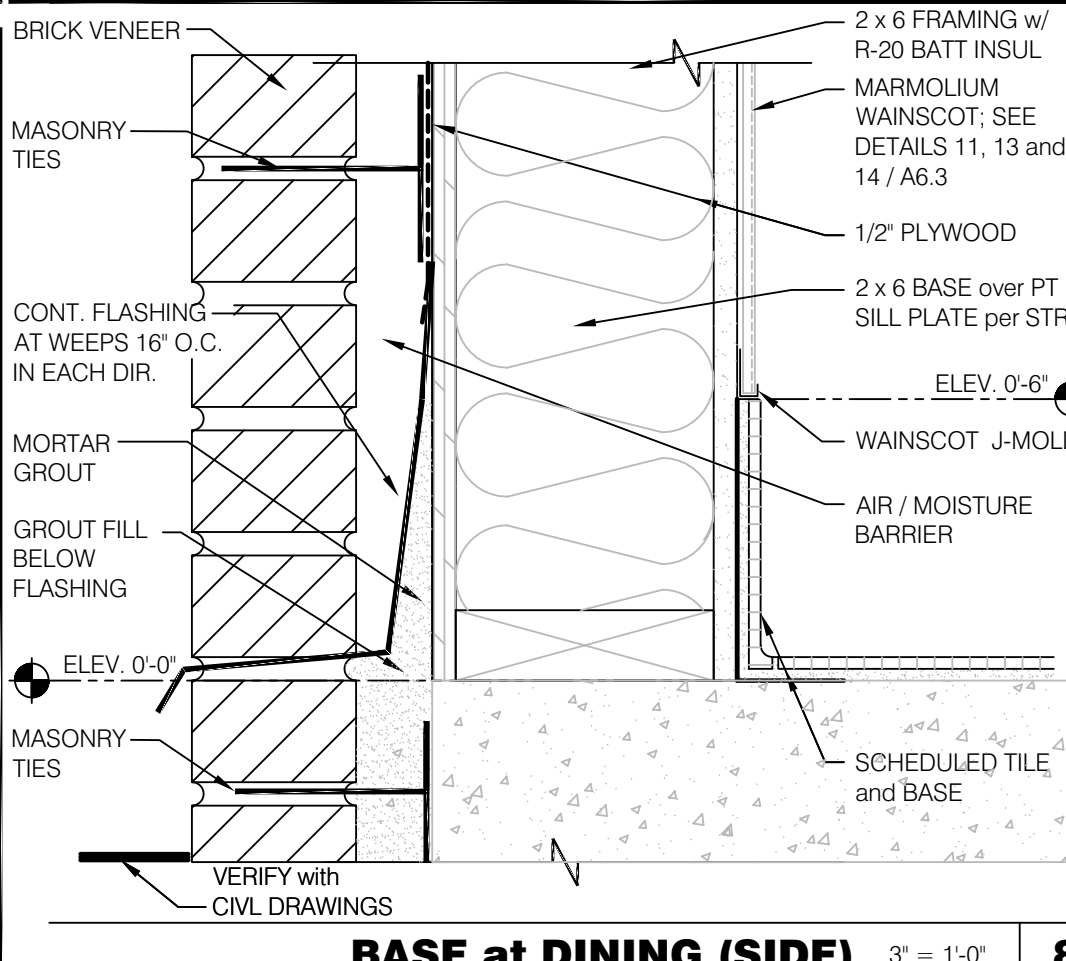
BASE at KITCHEN (SIDE and REAR) 3' = 1'-0" **20**



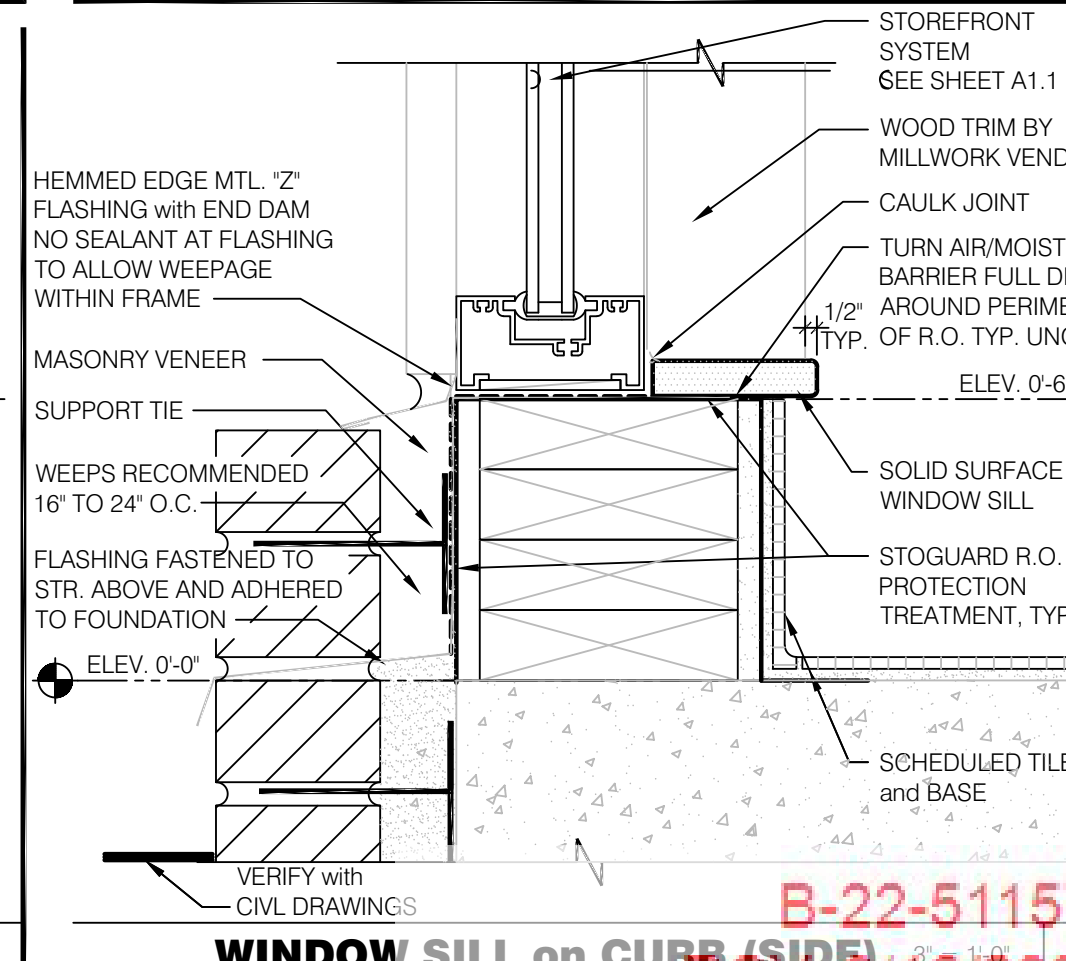
ELECTRICAL PANELS 1' = 1'-0" **16**



NOT USED 3' = 1'-0" **12**



BASE at DINING (SIDE) 3' = 1'-0" **8**



WINDOW SILL on CURB (SIDE) 3' = 1'-0" **4**

LIS
ARCHITECTURE
ENGINEERING

LAND INVESTMENT SERVICES, LLC
AA 26002040 CA NO. 6853 LB1057

ARCHITECTURE / ENGINEERING OFFICE
2572 West State Road, 426
Suite 2064, Oviedo, FL 32765
Phone: (321) 244-0402
Facsimile: (321) 244-9419

21430 Palm Beach Blvd.
Ave., Fla. 33920
Phone: (239) 693-9244
Facsimile: (239) 693-9828

Digitally signed by Harold Hutter, III
DN: cn=Harold Hutter, III,
o=Land Investment Services,
LLC, ou, email=DanH@lis-
ae.com, c=US

Date: 2022.09.12 12:58:33 -04'00

HAROLD DANIEL HUTTER III
FL REG. AR98913

PLAN SET REVISIONS:

06/22/22 - BUILDING COMMENTS
09/12/22 - BUILDING COMMENTS

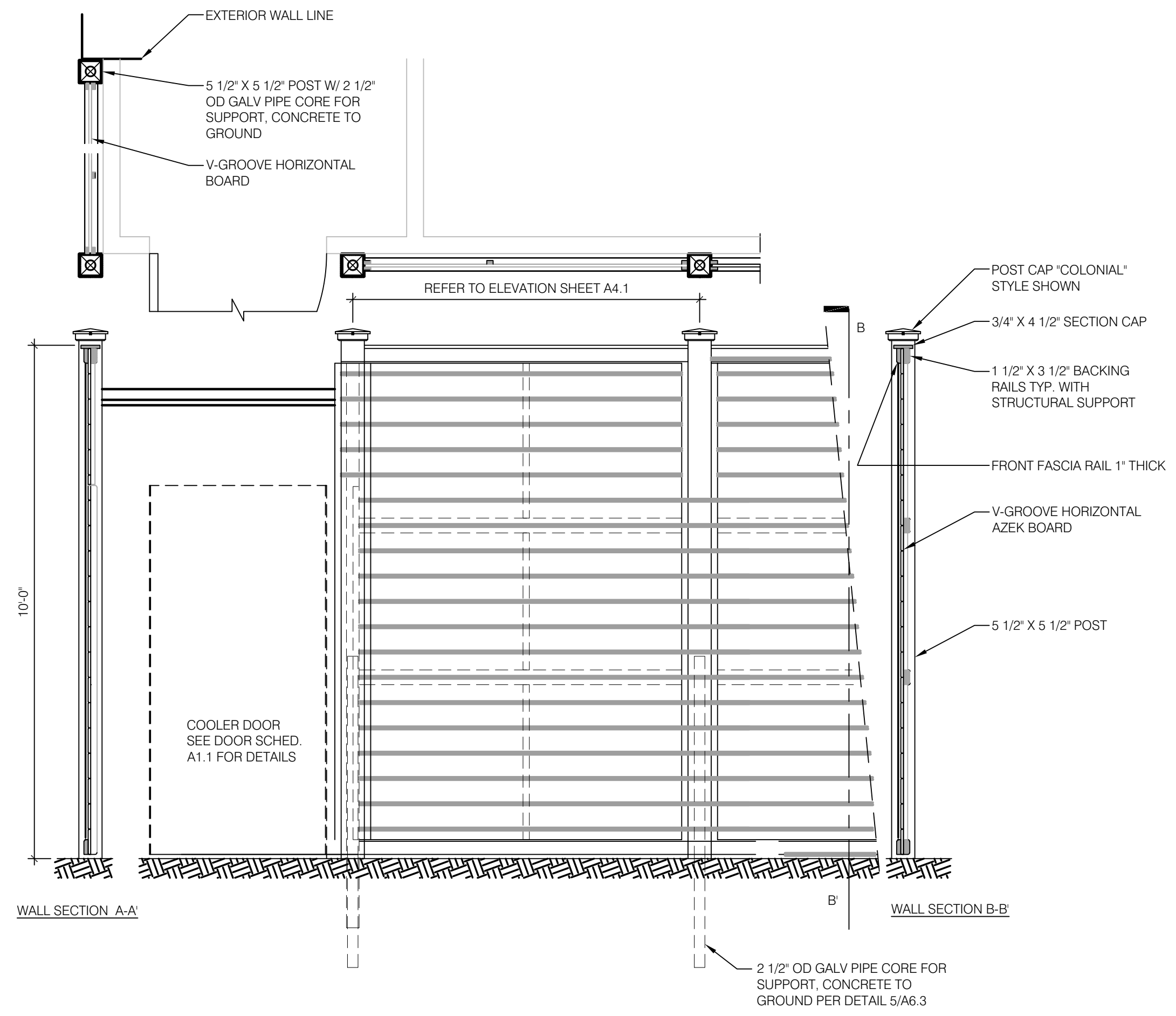
CONTRACT DATE: 12-18-2019
BUILDING TYPE: Kb 30-19
PLAN VERSION:
SITE NUMBER:
ENTRY NUMBER:
STORE NUMBER:
LIS PROJECT: 2019-303

KFC
OAKLEAF CORNER OUTPARCEL 3
DUVAL COUNTY, FL

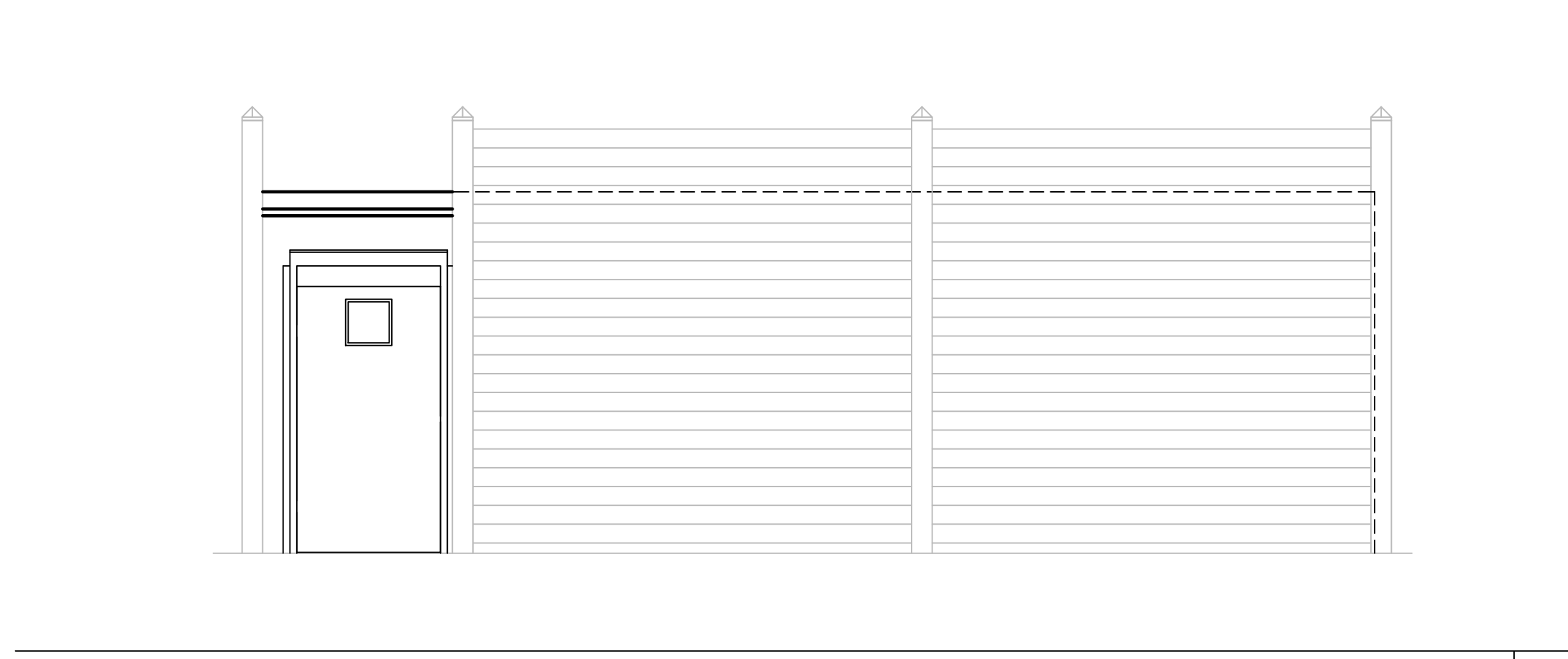
Kb 30-19

**CONSTRUCTION
DETAILS**
A6.2

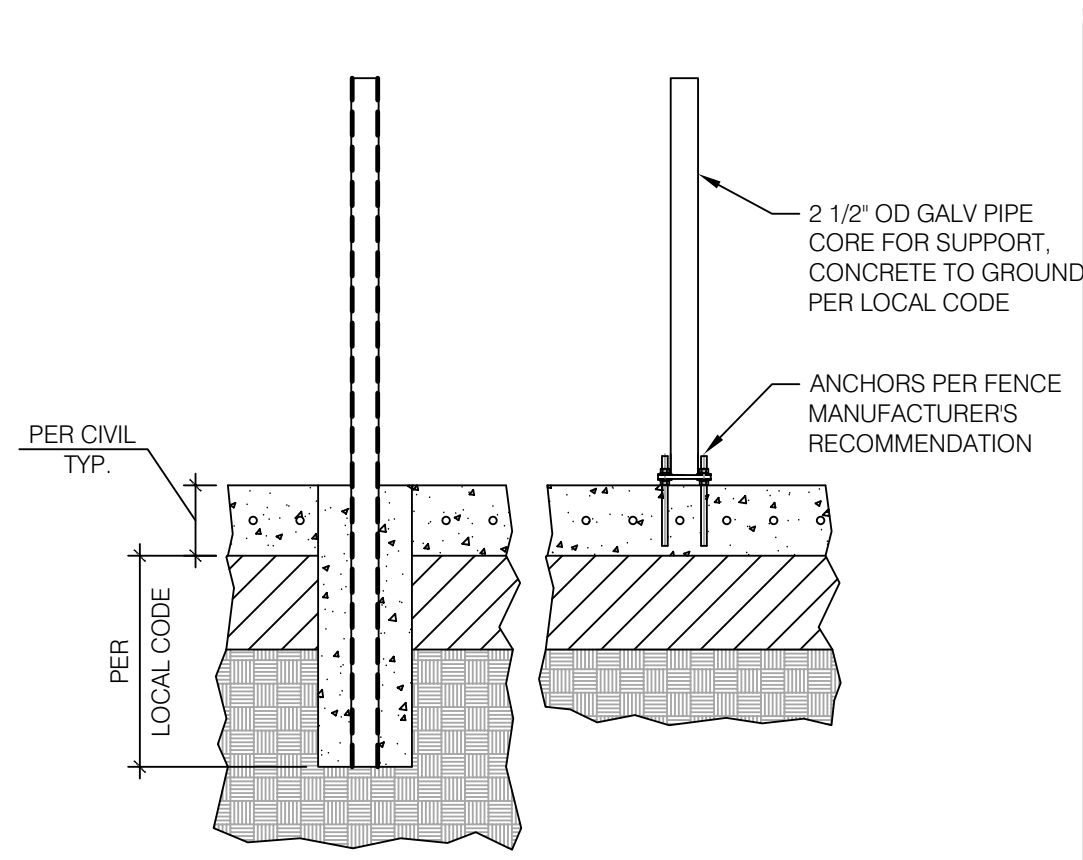
B-22-511575.000
REV. 9/12/2022 2:26 PM
PLOT DATE: 03/29/2022



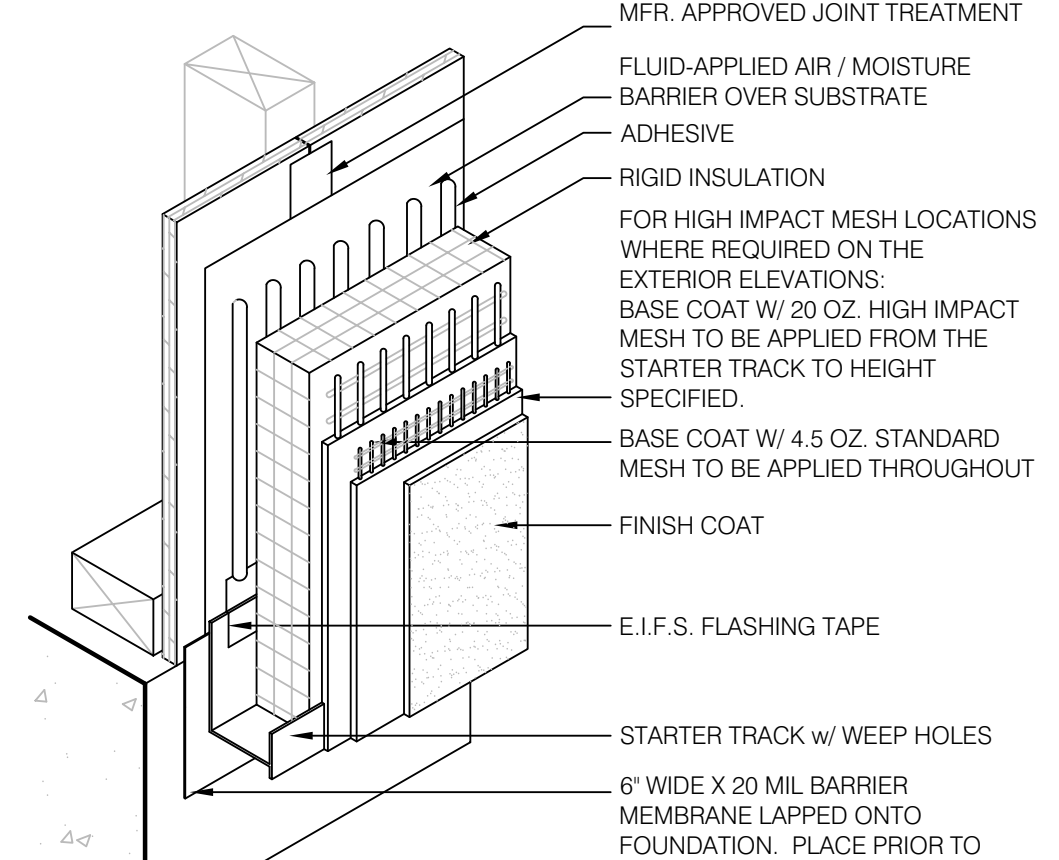
UTILITY FENCE DETAILS N.T.S. **14**



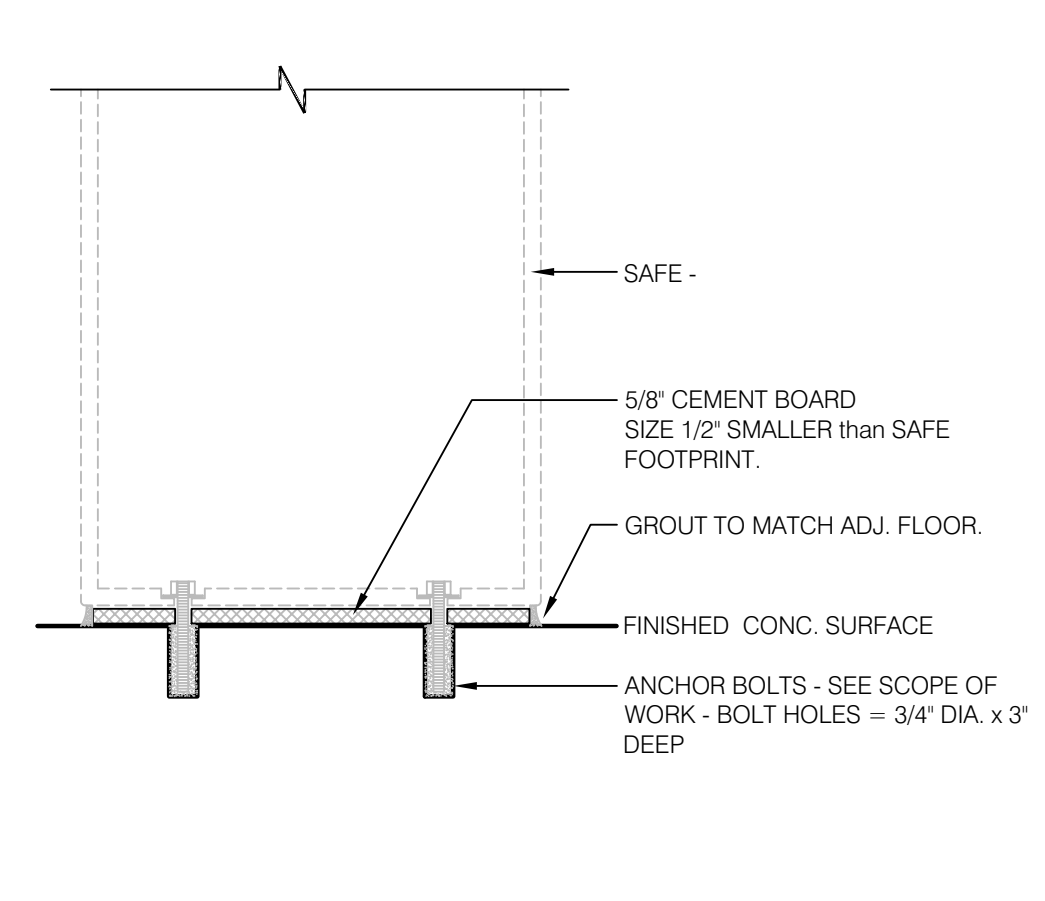
ENLARGED FENCE ELEVATION N.T.S. **15**



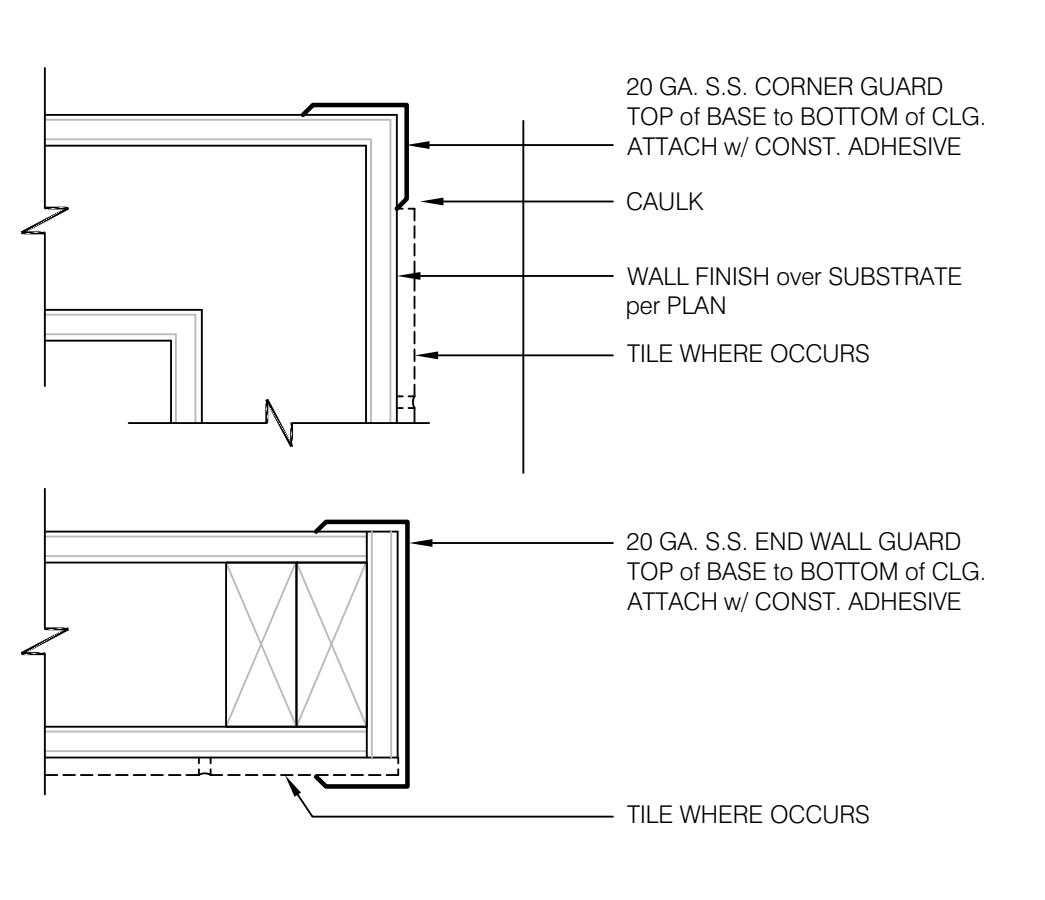
FENCE FOUNDATION DETAILS N.T.S. **20**



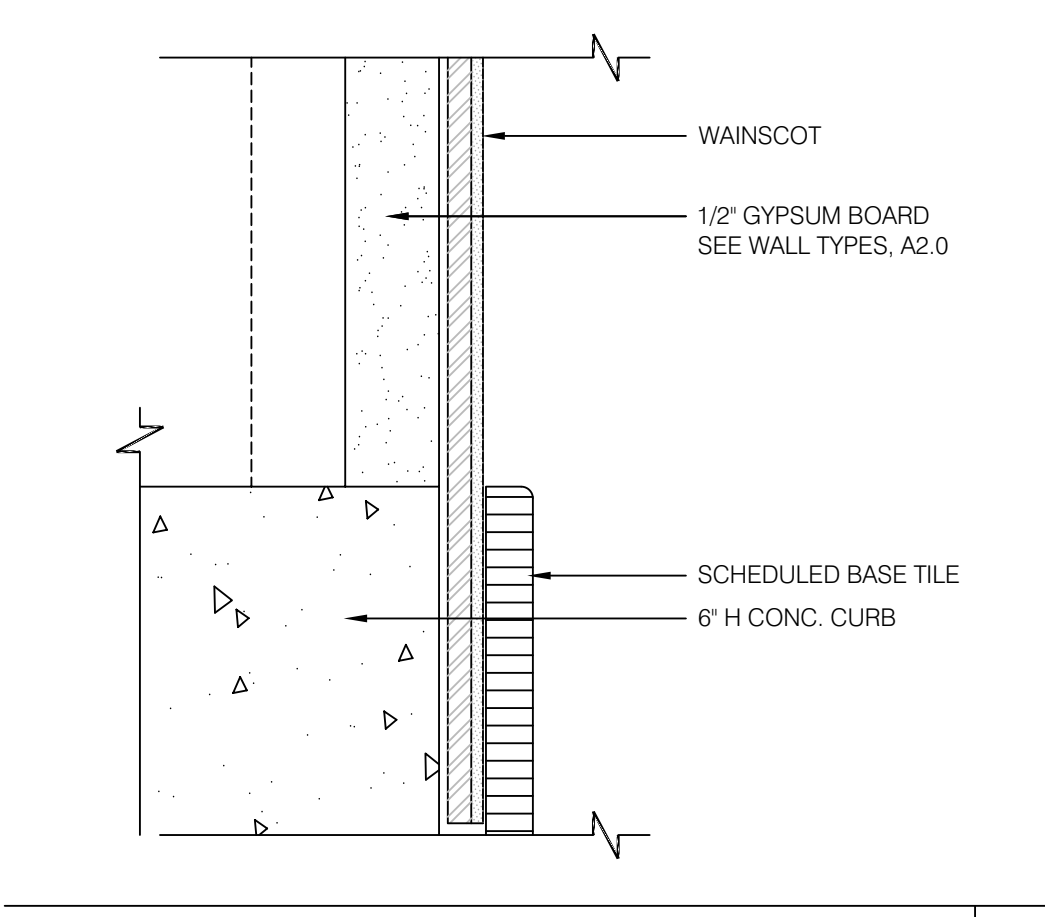
TYP. E.I.F.S. BASE TERMINATION N.T.S. **16**



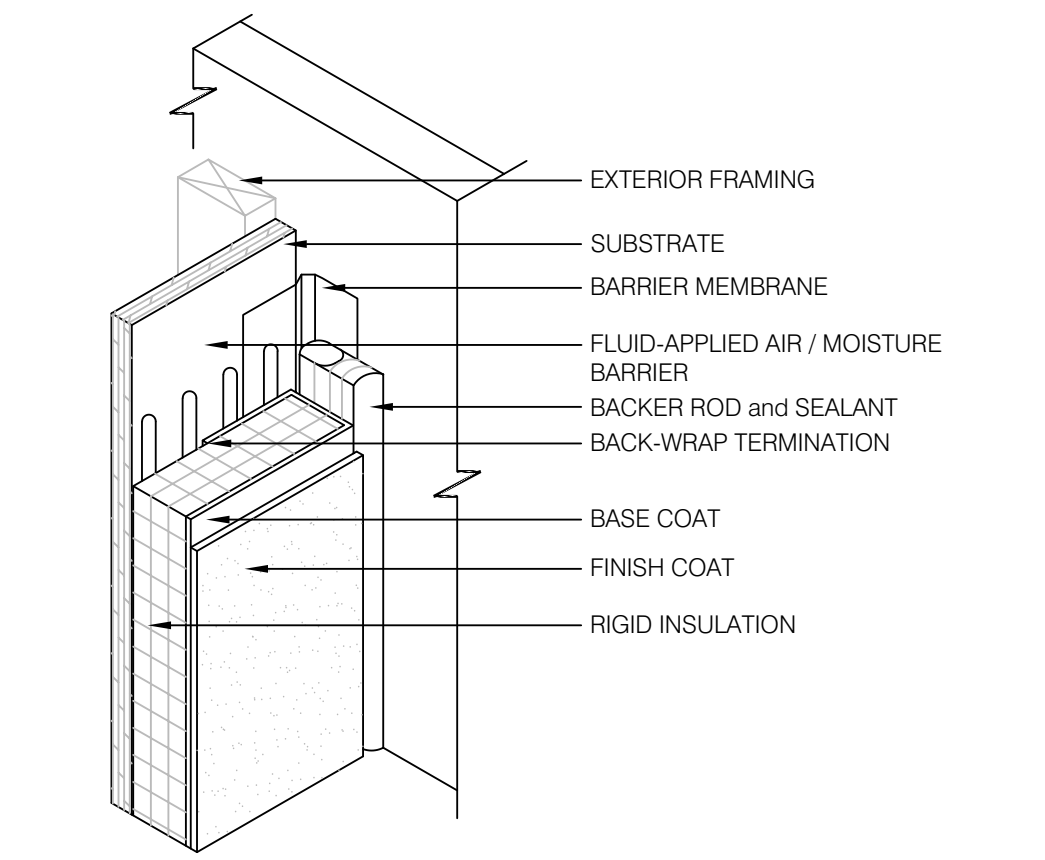
SAFE PEDESTAL 1-1/2" = 1'-0" **9**



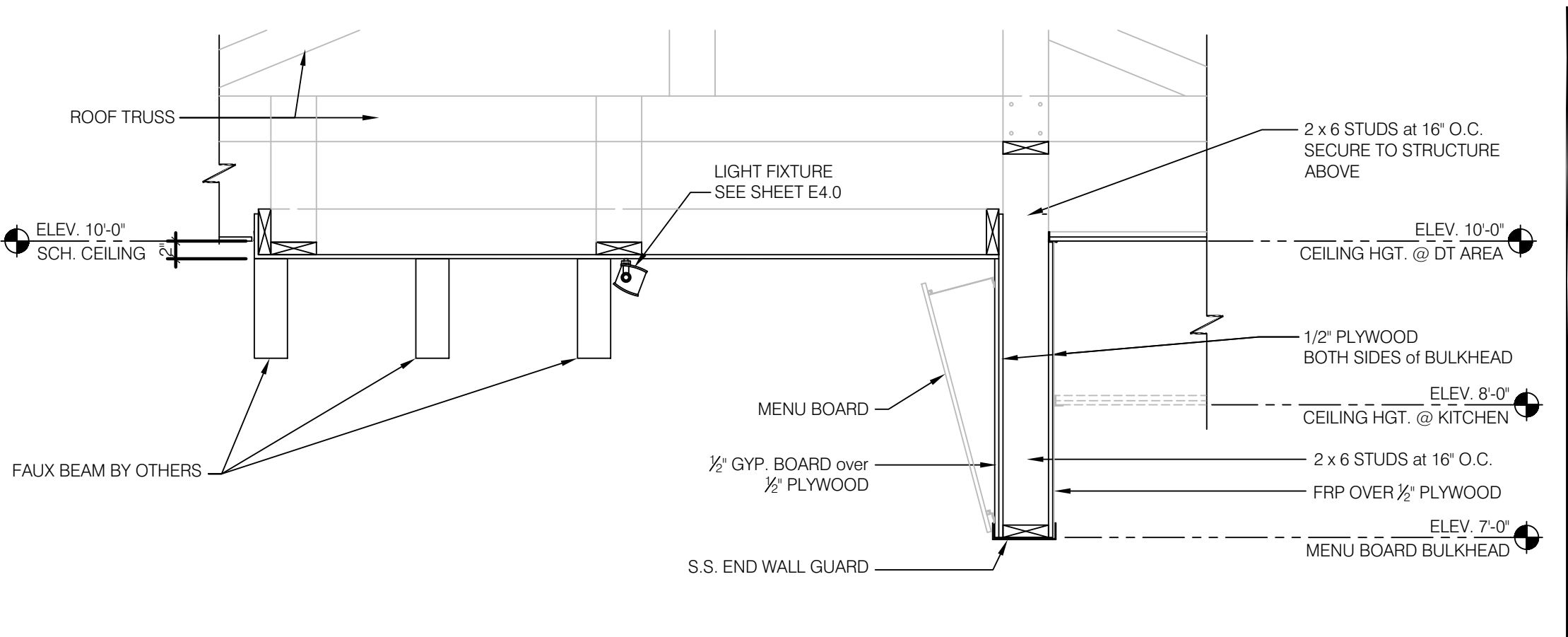
CORNER GUARD 3" = 1'-0" **10**



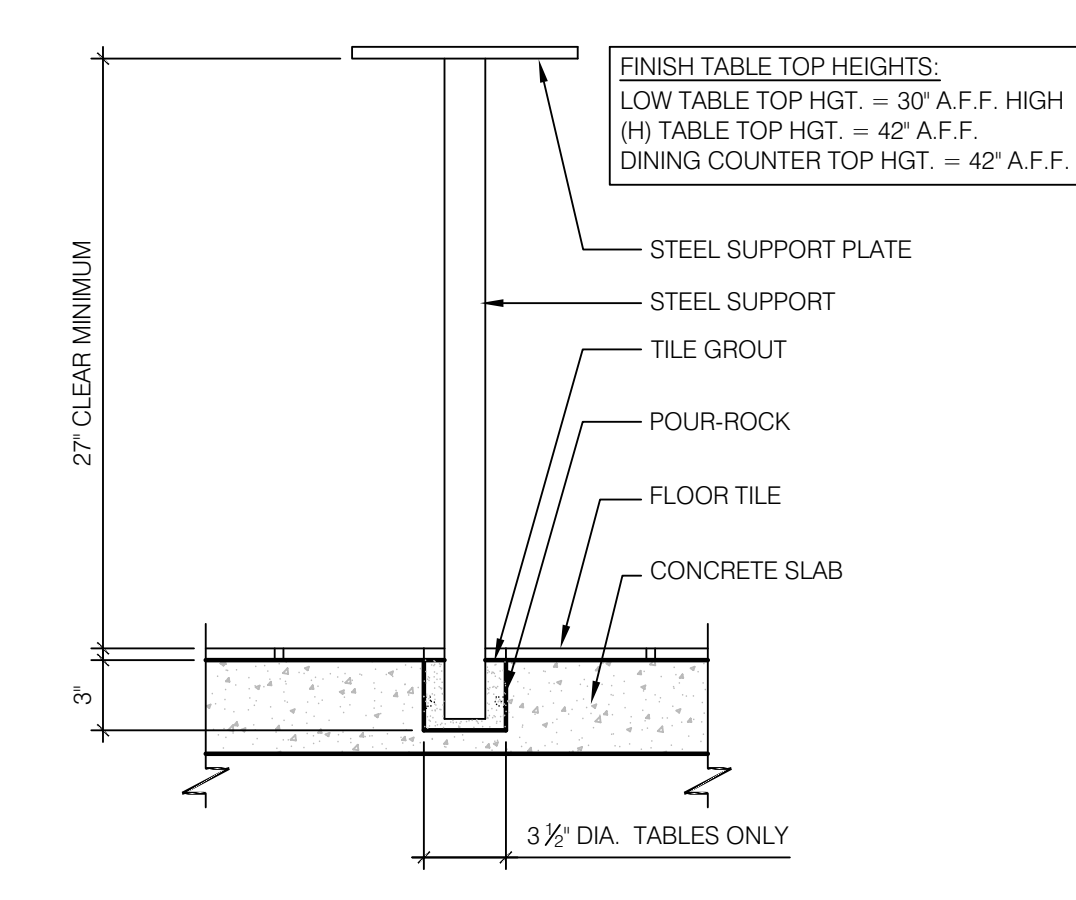
WC TRIM TERMINATION @ BASE N.T.S. **11**



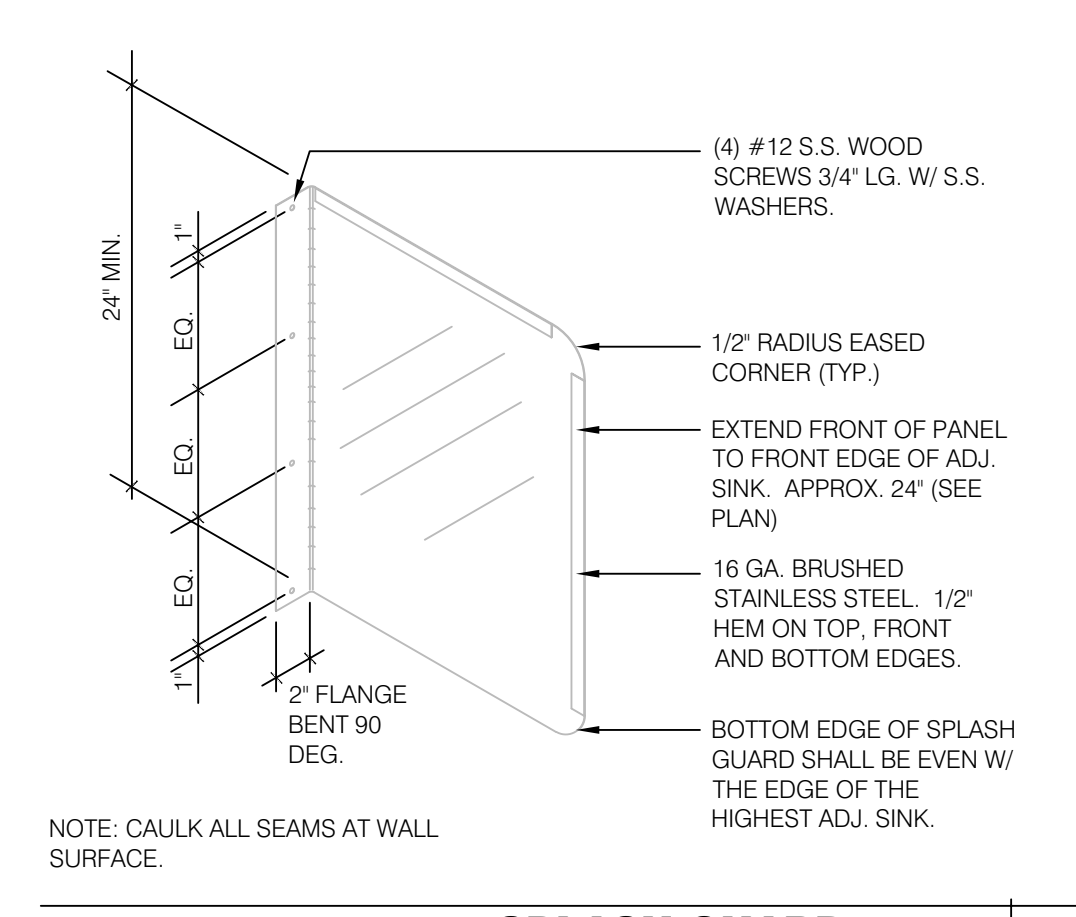
TYP. E.I.F.S. @ INSIDE CORNER N.T.S. **12**



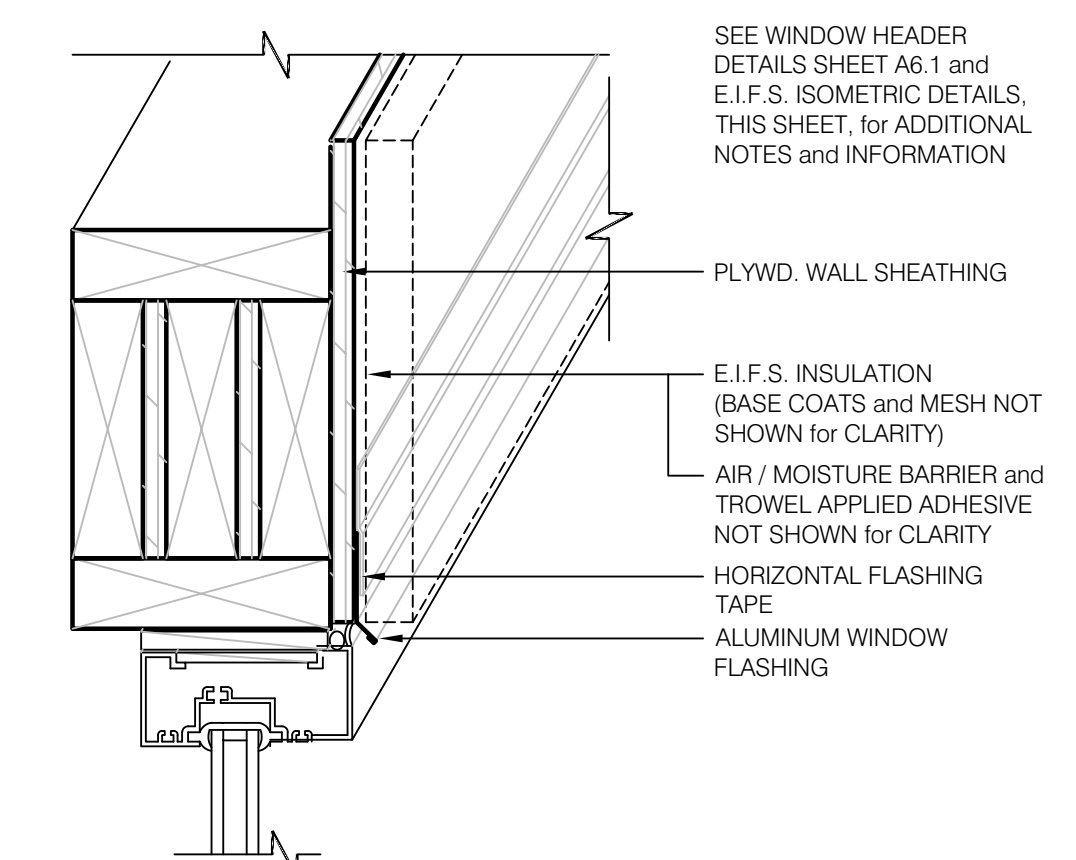
SECTION at MENU BOARD 3/4" = 1'-0" **1**



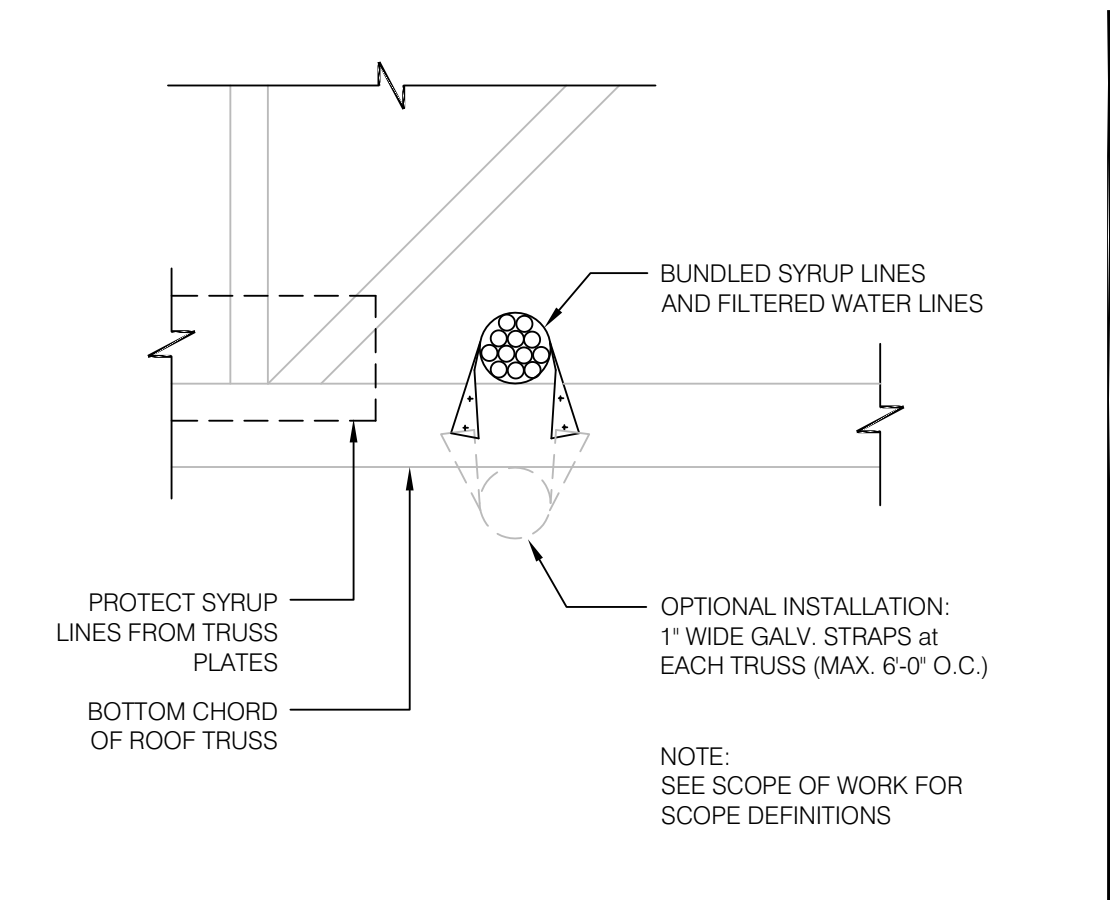
CORE DRILL 1-1/2" = 1'-0" **6**



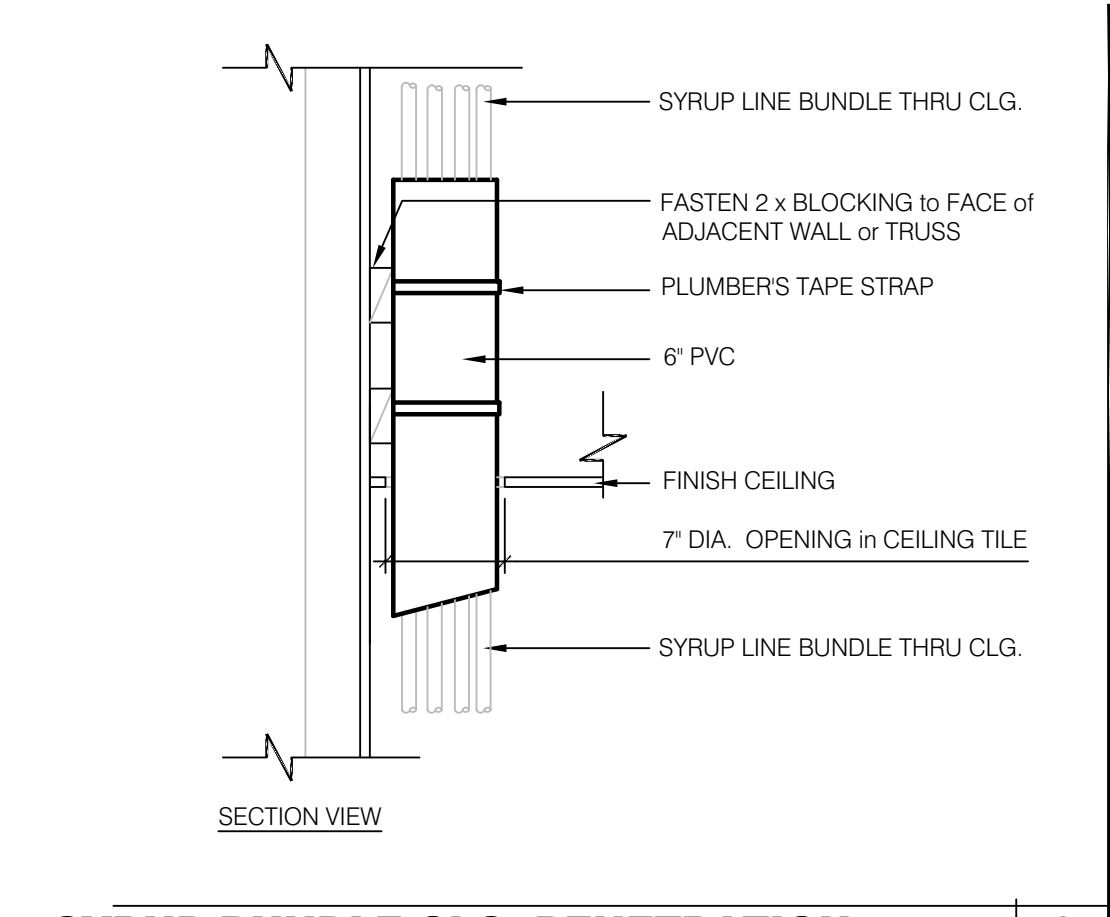
SPLASH GUARD N.T.S. **7**



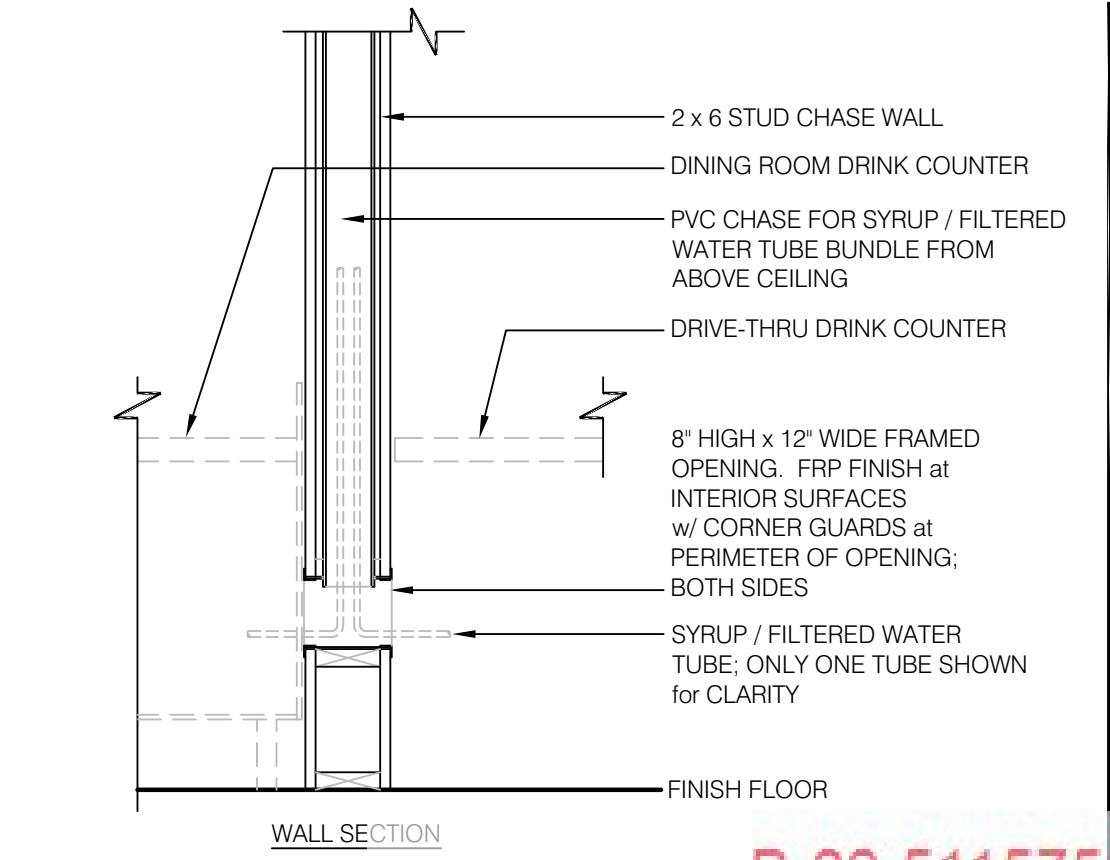
TYP. E.I.F.S. FLASHING TAPE N.T.S. **8**



SYRUP LINE IN CEILING N.T.S. **2**




SYRUP BUNDLE CLG. PENETRATION N.T.S. **3**



SYRUP CHASE IN WALL N.T.S. **4**

LIS ARCHITECTURE ENGINEERING
 LAND INVESTMENT SERVICES, LLC
 AA 26002040 CA NO: 6853 LB1057
 ARCHITECTURE / ENGINEERING OFFICE
 2572 West State Road 426
 Suite 2064, Oviedo, FL 32765
 Phone: (321) 244-0402
 facsimile: (321) 244-9419



Digitally signed by Harold Hutter, III
 DN: cn=Harold Hutter, III,
 o=Land Investment Services,
 LLC, ou, email=DanH@lis-
 ae.com, c=US

Date: 2022.09.12 12:59:32 -04'00
 HAROLD DANIEL HUTTER III
 FL REG. AR98913

PLAN SET REVISIONS:

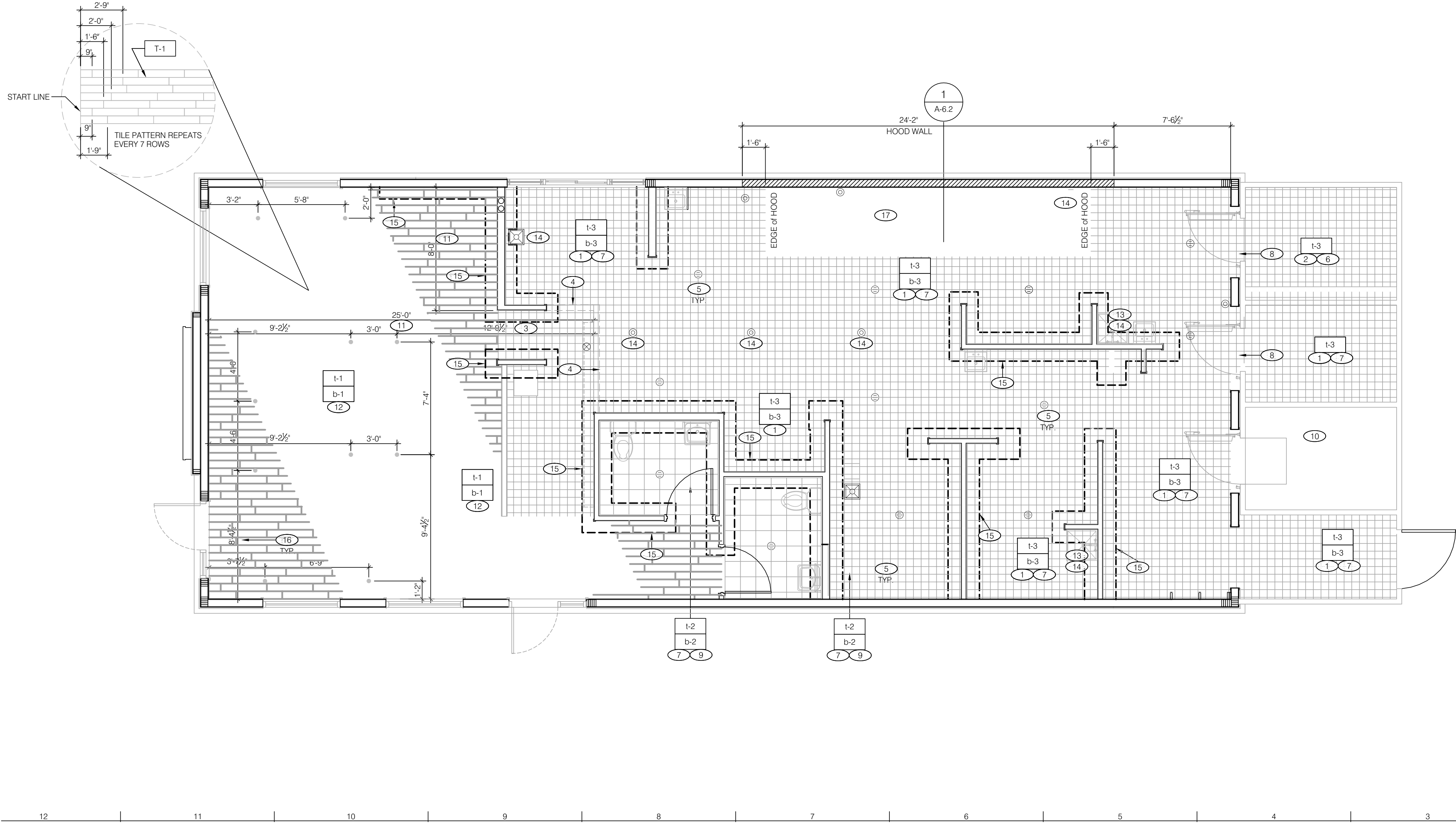
06/22/22 - BUILDING COMMENTS
09/12/22 - BUILDING COMMENTS

CONTRACT DATE: 12-18-2019
 BUILDING TYPE: Kb 30-19
 PLAN VERSION:
 SITE NUMBER:
 ENTITY NUMBER:
 STORE NUMBER:
 LIS PROJECT: 2019-303

KFC
 OAKLEAF CORNER OUTPARCEL 3
 DUVAL COUNTY, FL

CONSTRUCTION DETAILS INTERIOR FINISH

B-22-511575.000
 RCV: 9/12/2022 2:26 PM
A6.3
 03/29/2022



NOT USED N.T.S. **F**

NOT USED N.T.S. **E**

FINISH NOTES **D**

A. DENOTES FINISH MATERIAL. REFER TO SHT A7.2 FOR FINISHES.

B. TILE JOINTS (U.O.N.):
 1. QUARRY FLOOR TILE : 1/4"
 2. GLAZED WALL TILE : 1/8"
 3. BASE, TRIM AND ACCESSORIES : MATCH ADJOINING TILE UNITS

C. TILE INSTALLATIONS REQUIRE MANUFACTURERS STANDARD MOLDED CORNERS AT BOTH INSIDE AND OUTSIDE CORNERS, AND BULLNOSE AT TOP OF TILE WAINSCOT (RESTROOM WALL).

D. ALL BASE TILE SHALL BE SANITARY COVE STYLE WITH 3/8" MIN RADIUS, U.O.N.

E. SEE SCOPE OF WORK FOR RESPONSIBILITIES.

F. PROVIDE CLEAR SILICONE CAULK WHERE FRP STOPS AT TOP OF COVE BASE.

G. TILE CHIPPING AROUND CORE DRILL HOLES FOR SEATING WILL NOT BE ACCEPTED.

1 6" SANITARY COVE TILE BASE (BACK OF HOUSE). SEE DETAILS 17, 20 / A6.2.

2 PROVIDE FLOOR TILE INSIDE WALK-IN COOLER & STORAGE. FLOAT FLOOR TILE IN COOLERS TO DRAIN TO KITCHEN. COORDINATE WITH WALK-IN WALL CONFIGURATION.

3 PLATFORM FOR SAFE. SEE DETAIL 9 / A6.3.

4 FLOOR TILE SHALL TRANSITION FROM DINING ROOM TO KITCHEN SHALL BE FLUSH.

5 CUT / SLOPE TILE TO DRAIN.

6 METAL BASE IN COOLER; SEE SCOPE OF WORK AND DETAIL E, THIS SHEET.

7 REFER TO STRUCTURAL DRAWINGS FOR CONCRETE FLOOR SLOPES AROUND FLOOR DRAINS / SLOT DRAIN.

8 FLOAT FLOOR TILE TO MEET COOLER & STORAGE FLOORS FLUSH. COORDINATE WITH COOLER & STORAGE THRESHOLD INSTALLATION.

9 SANITARY COVE TILE BASE (RESTROOMS). SEE DETAIL 18 / A6.2.

10 FACTORY FLOOR FINISH (GALV. STL.) w/ INTEGRAL COVE BASE AND BUILT-IN INTERNAL RAMP IN WALK-IN FREEZER.

11 DIMENSION STRING REPRESENTS LINE OF F6H -to- B6H FLOOR TILE TRANSITION.

12 6" COVE TILE BASE (DINING ROOM). SEE DETAILS 8, 16, 19 / A6.2.

13 OMIT TILE AND BASE AT MOP SINK LOCATIONS.

14 OMIT TILE AT FLOOR SINK / HUB DRAIN LOCATIONS.

15 REDGUARD WATERPROOFING MEMBRANE, TYPICAL AT BASE OF INTERIOR PARTITION WALLS; ROLLER, TROWEL OR SPRAY APPLIED. COORDINATE INSTALLATION WITH FLOOR / BASE TILE MFR.

9" HORIZONTAL APPLICATION / 9" VERTICAL APPLICATION; UNLESS NOTED OTHERWISE.

NOTES:

A. ELIMINATE VERTICAL APPLICATION AT COOLER / FREEZER PANEL WALLS AND MOP SINK LOCATIONS; i.e., NO CERAMIC BASE TILE and/or NO FRP WALL FINISH. SEE SHEETS A8.1, A8.2 and A8.3.

B. TERMINATE VERTICAL APPLICATION 6" ABOVE SLAB AT DINING ROOM SIDE OF APPLICABLE PARTITION WALLS; i.e., NO WAINSCOT WALL FINISH and/or NO WALL TILE FINISH. SEE SHEET A8.0.

16 CLIP DOWN LOCATIONS FOR SEATING / DECOR PACKAGE. PRIOR TO PERFORMING WORK. SEE SHEET A2.0.

17 ALUMINUM FLOOR PLATE. SEE F/A7.0 FOR SECTION DETAIL. SIZE TO MATCH HOOD ABOVE FOR FRONT AND 2 SIDES. EXTEND REAR END TO WALL BEHIND.

KEY NOTES **B**

B-22-511575.000
 RCV: 9/12/2022 2:26 PM

KEY DATE: 03/29/2022

LIS ARCHITECTURE ENGINEERING

LAND INVESTMENT SERVICES, LLC
 2572 West State Road 428
 Palm Beach Gardens, FL 33429
 Phone: (561) 244-0402
 Facsimile: (561) 244-9419

ENGINEERING OFFICE
 1740 Palm Beach Blvd.
 Palm Beach, FL 33480
 Phone: (561) 693-9944
 Facsimile: (561) 693-9828



Digitally signed by Harold Hutter, III
 DN: cn=Harold Hutter, III, o=Land Investment Services, LLC, ou, email=DanH@lis-ae.com, c=US
 Date: 2022.09.12 13:00:37 -04'00

HAROLD DANIEL HUTTER III
 FL REG. AR98913

PLAN SET REVISIONS:

08/22/22 - BUILDING COMMENTS

09/12/22 - BUILDING COMMENTS

CONTRACT DATE: 12-18-2019

BUILDING TYPE: Kb 30-19

PLAN VERSION:

SITE NUMBER:

ENTITY NUMBER:

STORE NUMBER:

LIS PROJECT: 2019-303

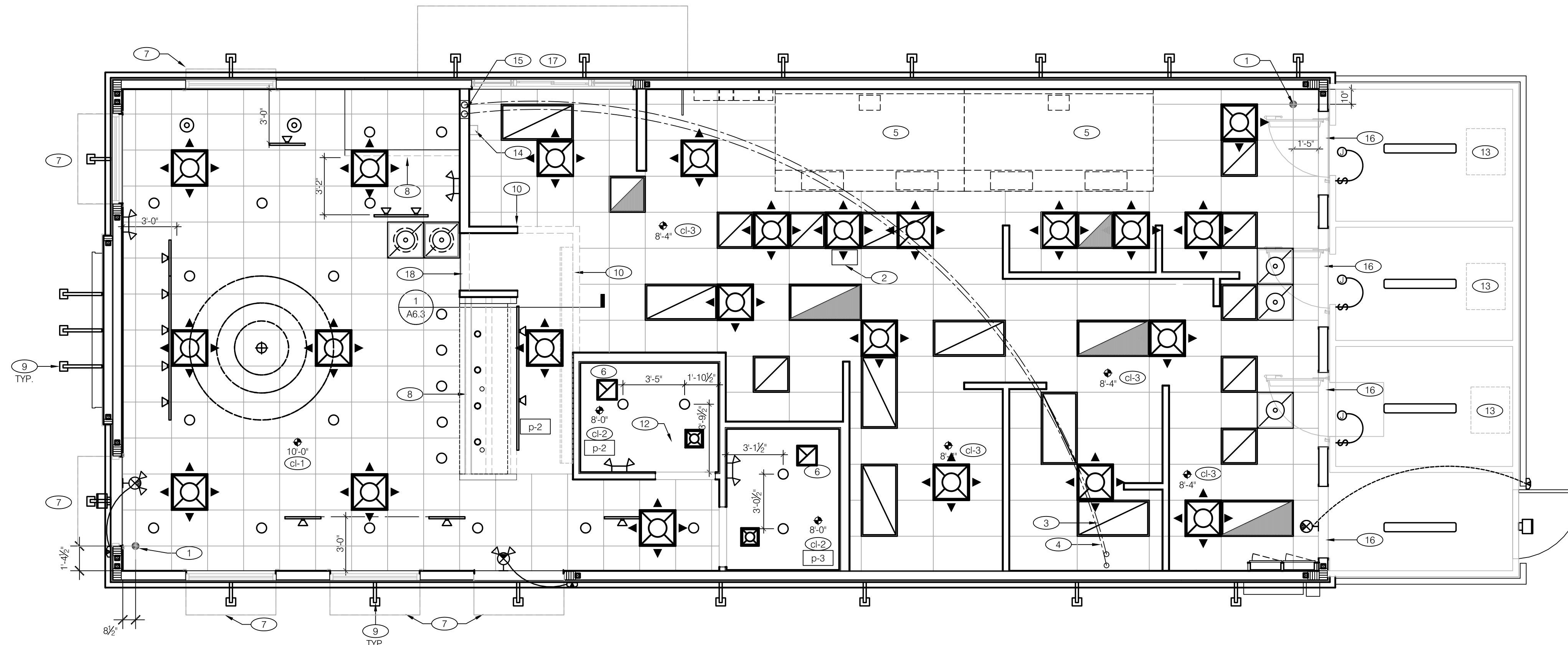
KFC

OAKLEAF CORNER OUTPARCEL 3
 DUVAL COUNTY, FL

Kb 30-19

FLOOR FINISH PLAN

A7.0



REFLECTED CEILING PLAN 1/4" = 1'-0" **A**

CEILING SYMBOL LEGEND	
	2'-0" x 2'-0" LED LIGHT FIXTURE
	2'-0" x 4'-0" LED LIGHT FIXTURE
	DOWNLIGHT @ WALK-IN (BY WALK-IN MFR.)
	PENDANT FIXTURE
	DOWNLIGHT
	EMERGENCY LIGHTS
	EXIT LIGHT (WALL MOUNTED)
	EXIT LIGHT (CEILING MOUNTED)
	DIRECTIONAL FIXTURE TRACK MOUNTED
	EXTERIOR WALL FIXTURE
	SPEAKER
	12" EXHAUST FAN
	HVAC RETURN GRILLE
	HVAC SUPPLY DIFFUSER
	HVAC SUPPLY DIFFUSER
	HVAC PERFORATED SUPPLY DIFFUSER
	BACK DOOR SECURITY STROBE LIGHT
	DIRECTIONAL FIXTURE CEILING MOUNTED

DIMENSIONS:
A. ALL DIMENSIONS ARE FROM FACE OF FINISH WALL TO C OF FIXTURES; U.O.N.

CEILING FINISHES:
A. REFER TO ROOM FINISH SCHEDULE (SHT A7.2) FOR CLG. FINISHES.

SUSPENDED CEILING:
A. ACOUSTICAL PANEL INSTALLATION: INSTALL ACOUSTICAL PANELS WITH EDGES IN CLOSE CONTACT WITH METAL SUPPORTS AND IN TRUE ALIGNMENT.
B. ALLOWABLE VARIATIONS FROM FLAT AND LEVEL SURFACE: 1/8" IN 10'-0" MAX.
C. ALLOWABLE VARIATIONS FROM PLUMB OF GRID MEMBERS; AS CAUSED BY ECCENTRIC LOADS, 2" MAX.
D. INSTALL SYSTEM AFTER MAJOR ABOVE CLG. WORK IS COMPLETE. COORD LOCATIONS OF HANGERS WITH RELATED WORK.
E. SEE SPECS FOR ADDITIONAL INFORMATION.

GYPSUM BOARD CEILING:
A. SUBSTRATE SHALL BE 1/2" THICK GYP BD.

ELECTRICAL:
A. SEE ELECT. DWGS. FOR FIXTURE SCHED.

GENERAL NOTES:
A. PROVIDE ESCUTCHEON PLATES AND SEALANT AT ALL PENETRATIONS INTO WALLS, CEILINGS, AND FLOORS. DO NOT USE CAULKS OR EXPANDING FOAM FOR SEALANT.

- 1 CEILING GRID STARTING POINT.
- 2 PACK LINE S.S. VERTICAL CHASE THRU CEILING; BY GENERAL CONTRACTOR.
- 3 SYRUP / FILTERED WATER TUBE BUNDLES FOR DRINK SYSTEM. SEE DETAILS 2 and 3 / A6.3. SEE SCOPE OF WORK.
- 4 6" DIA PVC STUB THROUGH CEILING. SEE DETAIL 3 / A6.3.
- 5 HOOD. SEE -E-241> SHEET A2.1.
- 6 SEE AIR DEVICE SCHEDULE FOR ROUGH FRAMING OPENINGS (TYP. AT RESTROOMS).
- 7 AWNING INSTALLED BY SIGN VENDOR; SEE SCOPE OF WORK.
- 8 FAUX BEAM BY VENDOR REFER TO 1 / A6.3 FOR ASSEMBLY DETAILS.
- 9 EXTERIOR WALL LIGHT FIXTURES. SEE ELEVATIONS AND ELECT. DWGS.
- 10 BOTTOM OF MENU BOARD BULKHEAD AT 7'-0" A.F.F. SEE DETAIL 1 / A6.3.
- 11 SPEAKER.
- 12 BUCKET PENDANT LIGHTING & SUSPENDED RING ELEMENT

- 13 FAN COIL ABOVE.
- 14 6" X 6" STAINLESS STEEL CHASE ALONG WALL FOR ICE MACHINE REFRIGERANT LINES: CEILING TO TOP OF ICE MACHINE; BY GENERAL CONTRACTOR.
- 15 SYRUP / FILTERED WATER TUBE BUNDLES CHASE IN WALL. SEE DETAIL 4 / A6.3.
- 16 BOTTOM OF BULKHEAD AT 7'-0" A.F.F. 1/2" GYP. BOARD OVER 6" METAL FRAMING. REFER TO 1 / A6.3 FOR SIMILAR ASSEMBLY DETAILS.
- 17 CANOPY INSTALLED BY SIGN VENDOR
- 18 COORDINATE HEIGHT OF BULKHEAD WITH PICK-UP SHELF

NOT USED

F

CEILING SYMBOL LEGEND

E

REFLECTED CEILING PLAN NOTES

D

KEY NOTES

B

B-22-511575.000
RCV: 9/12/2022 2:26 PM

ENGINEERING OFFICE
2572 West State Road #25765
Aliso Viejo, CA 92606
Phone: (949) 244-0402
Facsimile: (949) 244-9419

ARCHITECTURE
ENGINEERING

LIS
LAND INVESTMENT SERVICES, LLC
AA 26002040 CA NO: 6853 LB 1057
ARCHITECTURE / ENGINEERING OFFICE
2572 West State Road #25765
Aliso Viejo, CA 92606
Phone: (949) 244-0402
Facsimile: (949) 244-9419



Digitally signed by Harold Hutter, III
DN: cn=Harold Hutter, III, o=Land Investment Services, LLC, ou, email=DanH@lis-ae.com, c=US
Date: 2022.09.12 13:02:07 -04'00

HAROLD DANIEL HUTTER III
FL REG. AR98913

PLAN SET REVISIONS:

	06/22/22 - BUILDING COMMENTS
	09/12/22 - BUILDING COMMENTS

CONTRACT DATE: 12-18-2019
BUILDING TYPE: Kb 30-19
PLAN VERSION:
SITE NUMBER:
ENTITY NUMBER:
STORE NUMBER:
LIS PROJECT: 2019-303

KFC

OAKLEAF CORNER OUTPARCEL 3
DUVAL COUNTY, FL

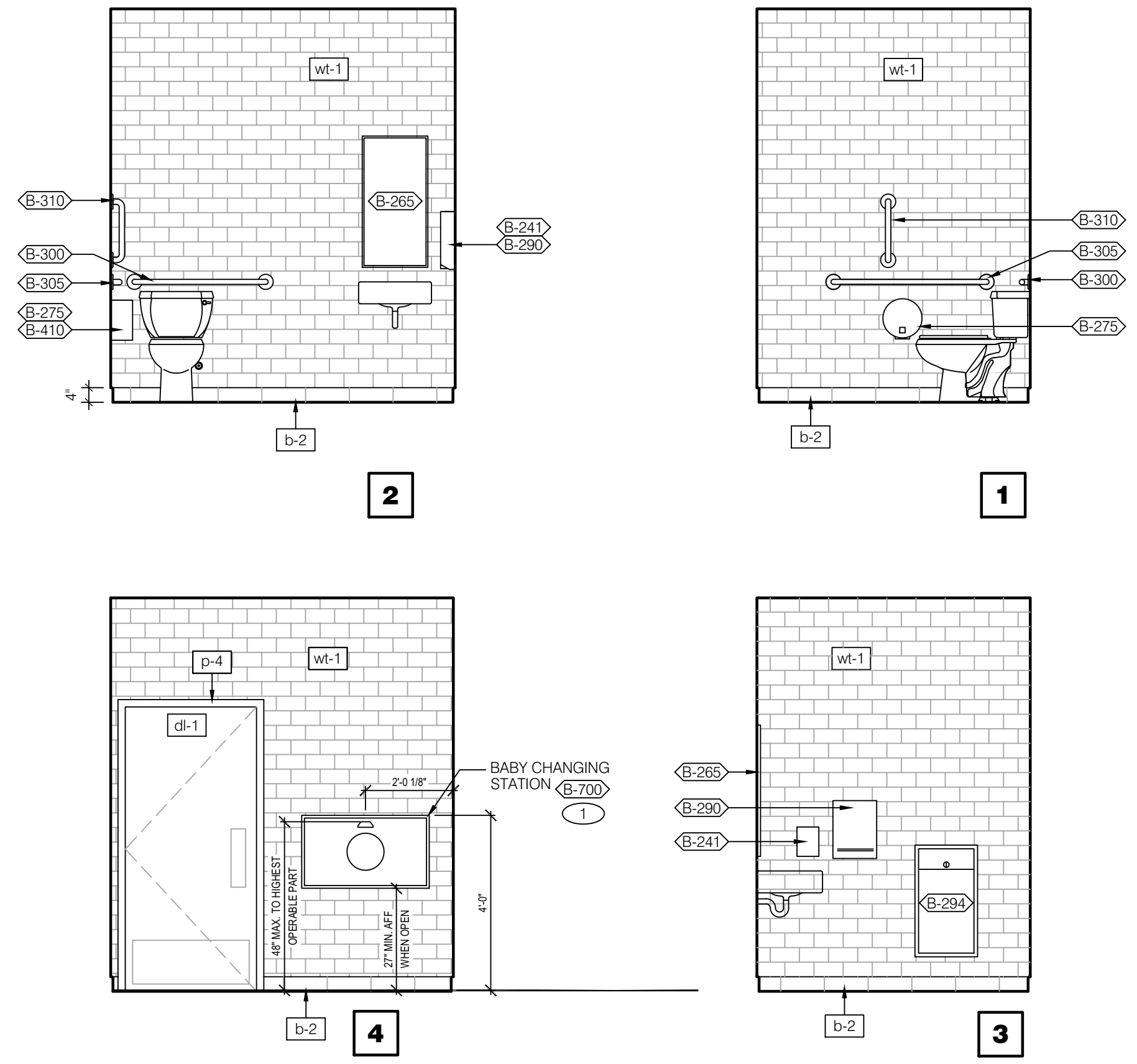


Kb 30-19

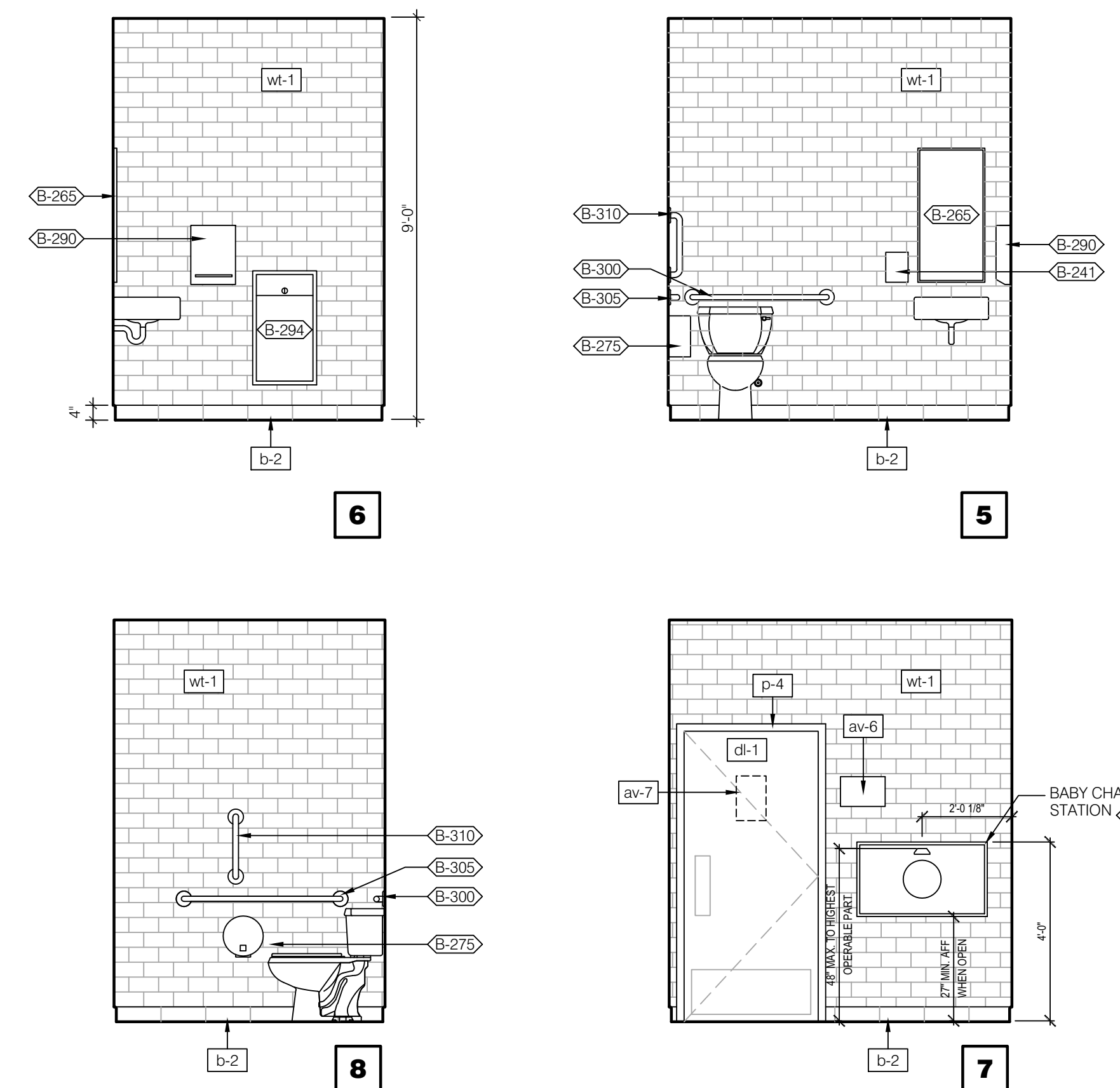
**REFLECTED
CEILING
PLAN**

A7.1

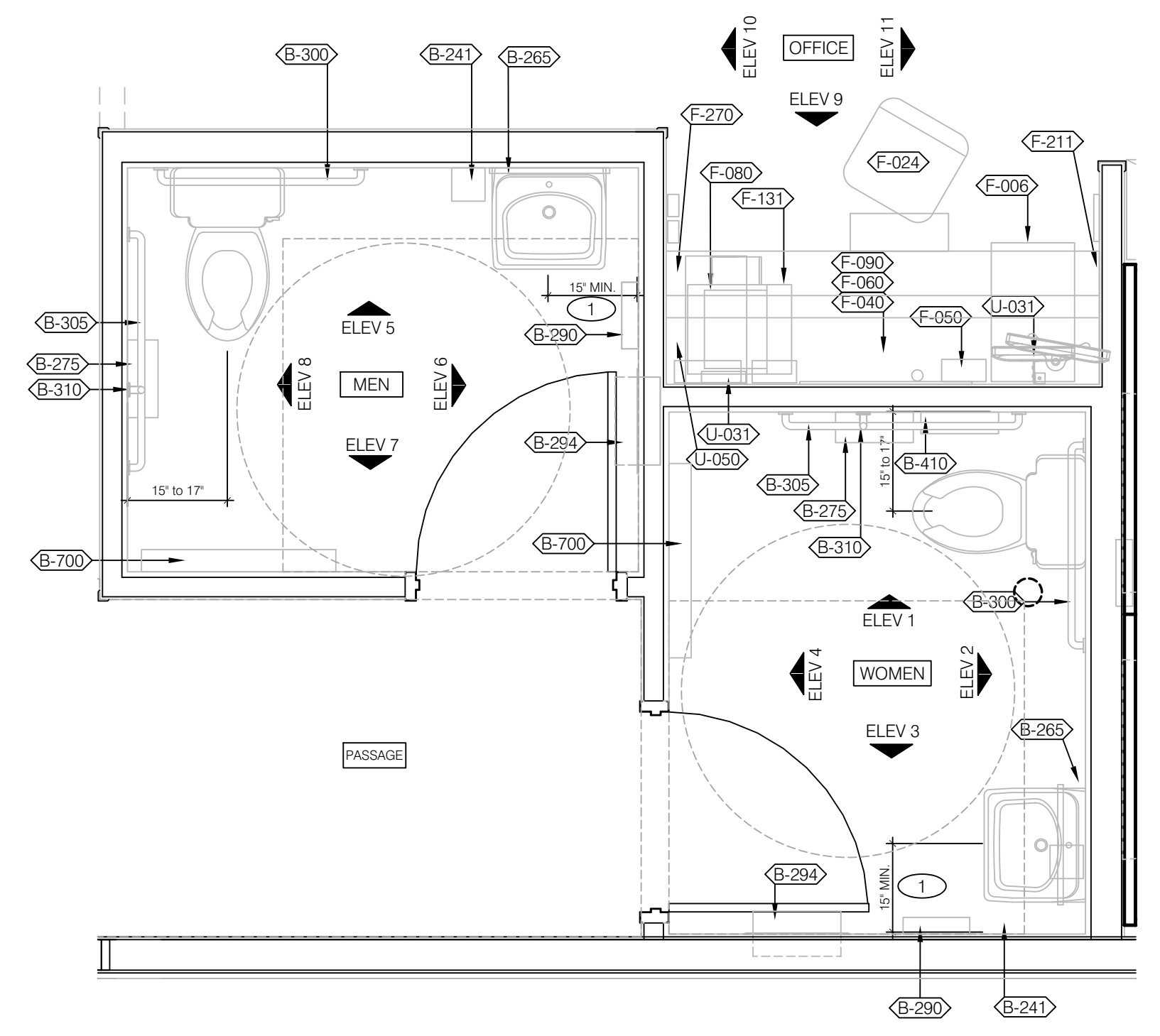
PLOT DATE: 03/29/2022



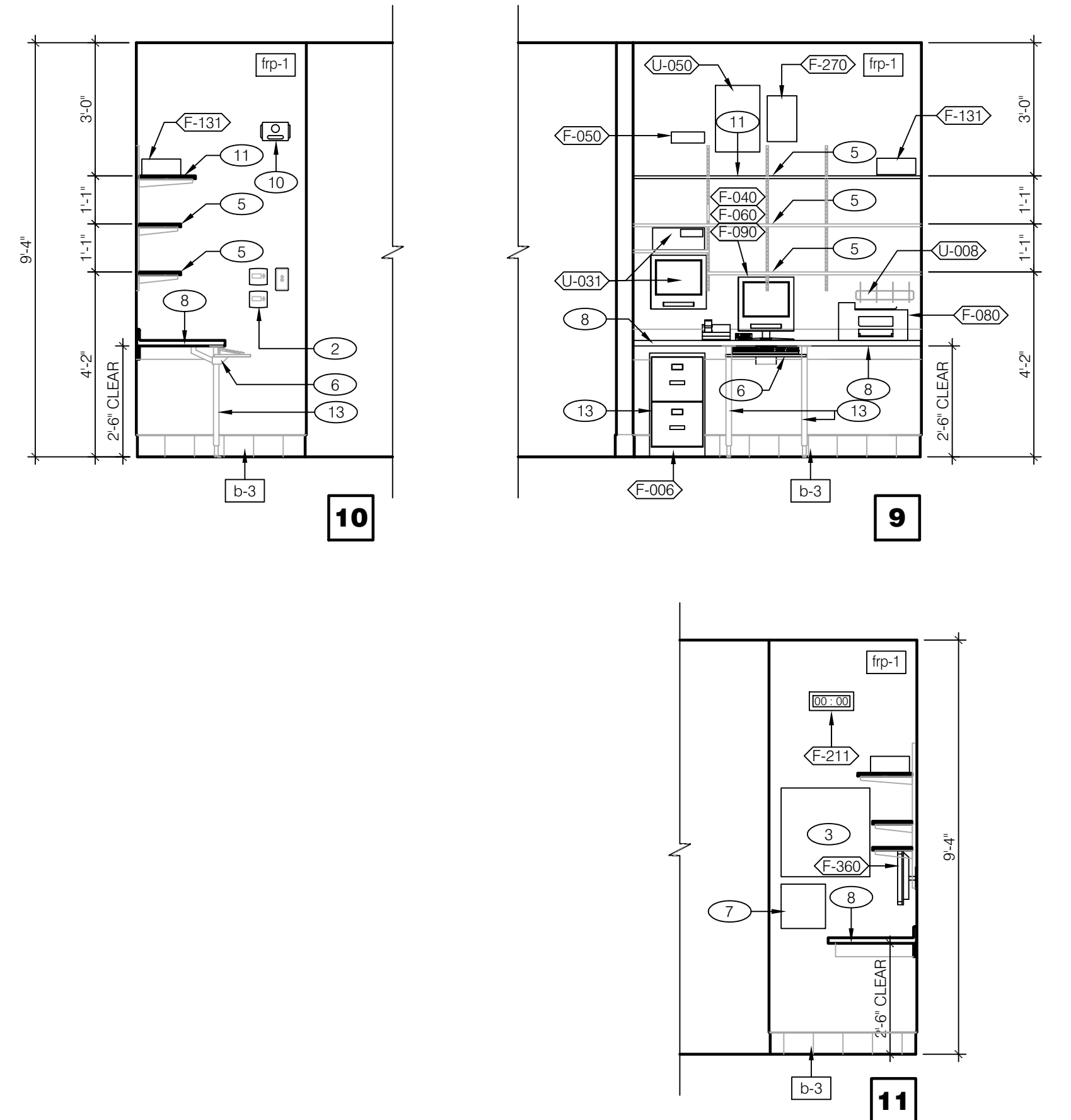
WOMEN'S RESTROOM 3/8" = 1'-0"



MEN'S RESTROOM 3/8" = 1'-0"



ENLARGED RESTROOMS / OFFICE PLAN 1/2" = 1'-0" **A**



OFFICE ELEVATIONS 3/8" = 1'-0"

- GENERAL NOTES:**
- SEE DETAIL 1 / ADA1.0 FOR ACCESSIBILITY MOUNTING HEIGHTS AND CLEARANCES.
 - PROVIDE 2x BLOCKING AT ALL WALL MOUNTED ACCESSORIES.
 - GRAB BARS, FASTENERS AND MOUNTING DEVICES SHALL BE INSTALLED PER ADA REQUIREMENTS. REFER TO SHEET ADA1.0.
 - REFER TO FLOOR PLAN NOTES FOR BLOCKING AND SUBSTRATE NOTES.
 - REFER TO SHEET ADA1.0 FOR MOUNTING HEIGHTS AND CLEARANCES OF ACCESSORIES AND FIXTURES.
 - ALL DIMENSIONS THIS DRAWING ARE TO FINISH SURFACE.
 - FOR DESCRIPTIONS, REFER TO ARTWORK SCHEDULE ON SHEET A2.0.
 - VERIFY EQUIPMENT / SHELVING MOUNTING HEIGHT and LOCATION WITH OWNER.
- KEYNOTES:**
- PROVIDE 2X BLOCKING FOR WALL MOUNTED BABY CHANGING TABLES. INSTALL PER ADA REQUIREMENTS. REFER TO SHEET ADA1.0 (B-XXX)
 - THERMOSTAT BY (EMS) SUPPLIER. SEE DETAIL 3 / E3.1.
 - TELEPHONE TERMINAL BOARD.
 - HOLD UP BUTTON (SECURITY SYSTEM SUPPLIER).
 - 12" DEEP WHITE MELAMINE SHELVING W/ 11.5" SHELF BRACKETS. SEE DETAIL 10 / A6.2.
 - UNDER COUNTER KEYBOARD TRAY.
 - 12" x 12" PHONE DISTRIBUTION BOX. OWNER PROVIDED & INSTALLED.
 - 1-1/2" LAMINATE COUNTERTOP w/ INTEGRAL SPLASH. SEE DETAIL 10 / A6.2 FOR SUPPORT SYSTEM; SEE SHEET A7.2 FOR FINISHES.
 - GROMMET. COORDINATE LOCATIONS WITH OWNER.
 - DATA CONCENTRATOR (ROUTER) BY (EMS) SUPPLIER. SEE SHEETS E3.1 and E6.1.
 - 16" DEEP WHITE MELAMINE SHELVING @ TOP SHELF OVER MONITORS ONLY. SEE DETAIL 10 / A6.2.
 - NOT USED.
 - S.S. COUNTERTOP SUPPORT LEG w/ ADJUSTABLE BASE (BY G.C.). QTY. 4.
 - SCHLUTER SYSTEM - SCHIENE - RADIUS, R/AE100, 3/8", SATIN ALUMINUM.
 - LINE OF TRANSITION FROM CEMENT BOARD -to- GYPSUM BOARD SUBSTRATE. SEE WALL TYPE 7, SHEET A1.0.

GENERAL NOTES / KEY NOTES

PLAN SET REVISIONS:

06/22/22 - BUILDING COMMENTS	
09/12/22 - BUILDING COMMENTS	

CONTRACT DATE: 12-18-2019
 BUILDING TYPE: Kb 30-19
 PLAN VERSION:
 SITE NUMBER:
 ENTITY NUMBER:
 STORE NUMBER:
 LIS PROJECT: 2019-303

KFC
 OAKLEAF CORNER OUTPARCEL 3
 DUVAL COUNTY, FL



INT. ELEV'S ENLARGED RESTROOM / OFFICE PLAN

A8.1

B-22-511575.000
 RCV: 9/12/2022 2:26 PM
 PLOT DATE: 03/29/2022

ENGINEERING OFFICE
 21450 Palm Beach Blvd.
 Suite 2064, Oviedo, FL 32765
 Phone: (321) 244-0402
 facsimile: (321) 244-9419

LIS ARCHITECTURE ENGINEERING
 LAND INVESTMENT SERVICES, LLC
 AA 26002040 CA NO: 6853 LB1057
 ARCHITECTURE / ENGINEERING OFFICE
 Suite 2064, Oviedo, FL 32765
 Phone: (321) 244-0402
 facsimile: (321) 244-9419

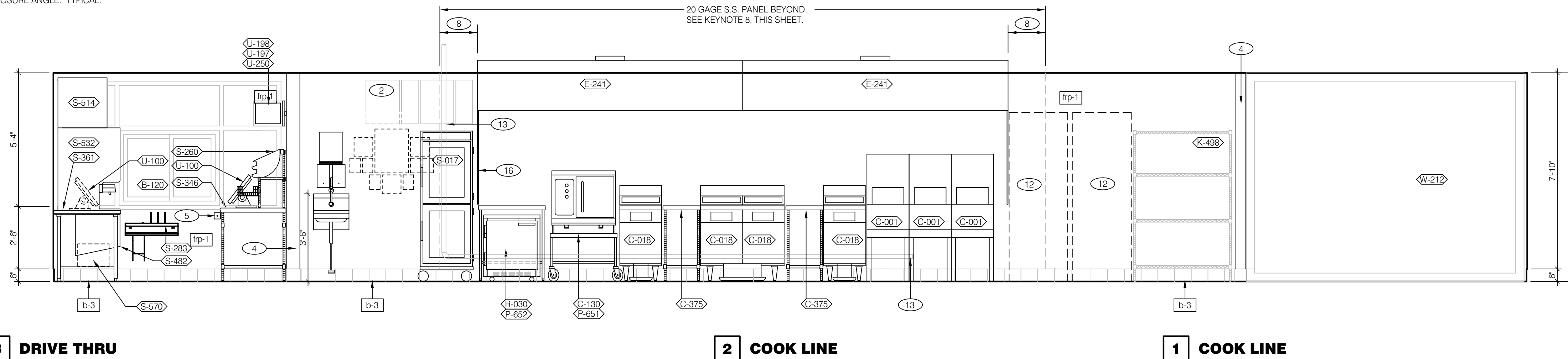


Digitally signed by Harold Hutter, III
 DN: cn=Harold Hutter, III,
 o=Land Investment Services,
 LLC, ou, email=DanH@lis-
 ae.com, c=US
 Date: 2022.09.12 13:10:32 -04'00

HAROLD DANIEL HUTTER III
 FL REG. AR88913

GENERAL NOTE:

PROVIDE CLEAR SILICONE CAULK WHERE ALL FIXED AND BUILT-IN COUNTERS / EQUIPMENT ADJUT WALL SURFACES. WHERE GAP BETWEEN WALL AND COUNTER SPLASH / EQUIPMENT EXCEEDS 1/4", PROVIDE S.S. CLOSURE ANGLE. TYPICAL.

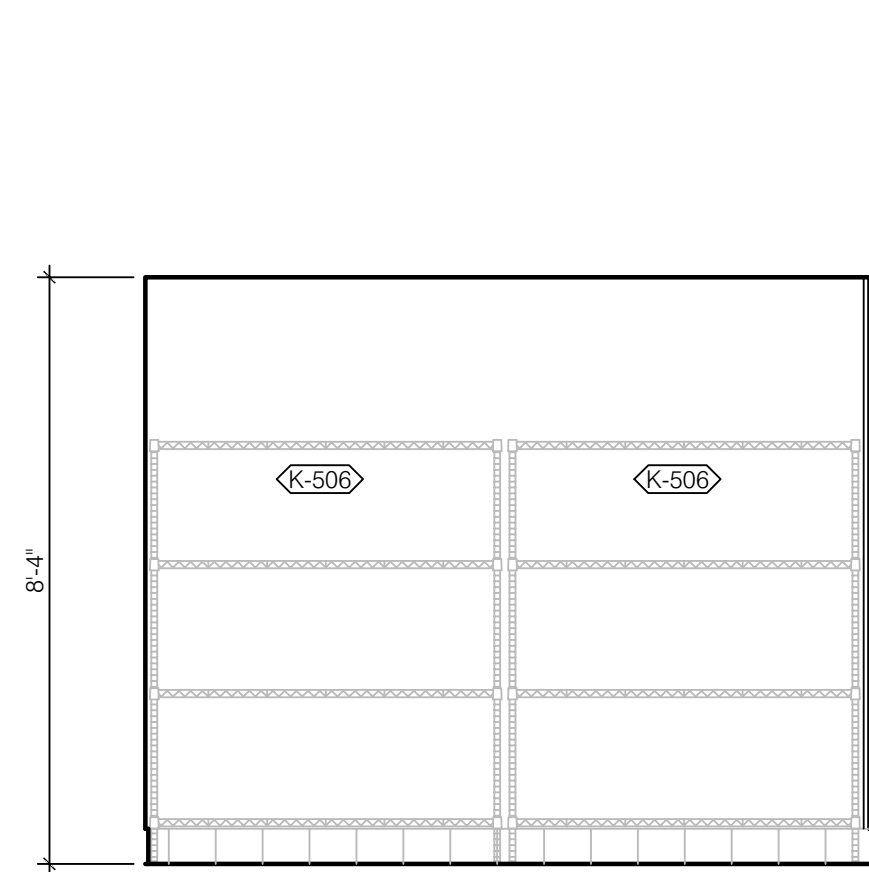


3 DRIVE THRU

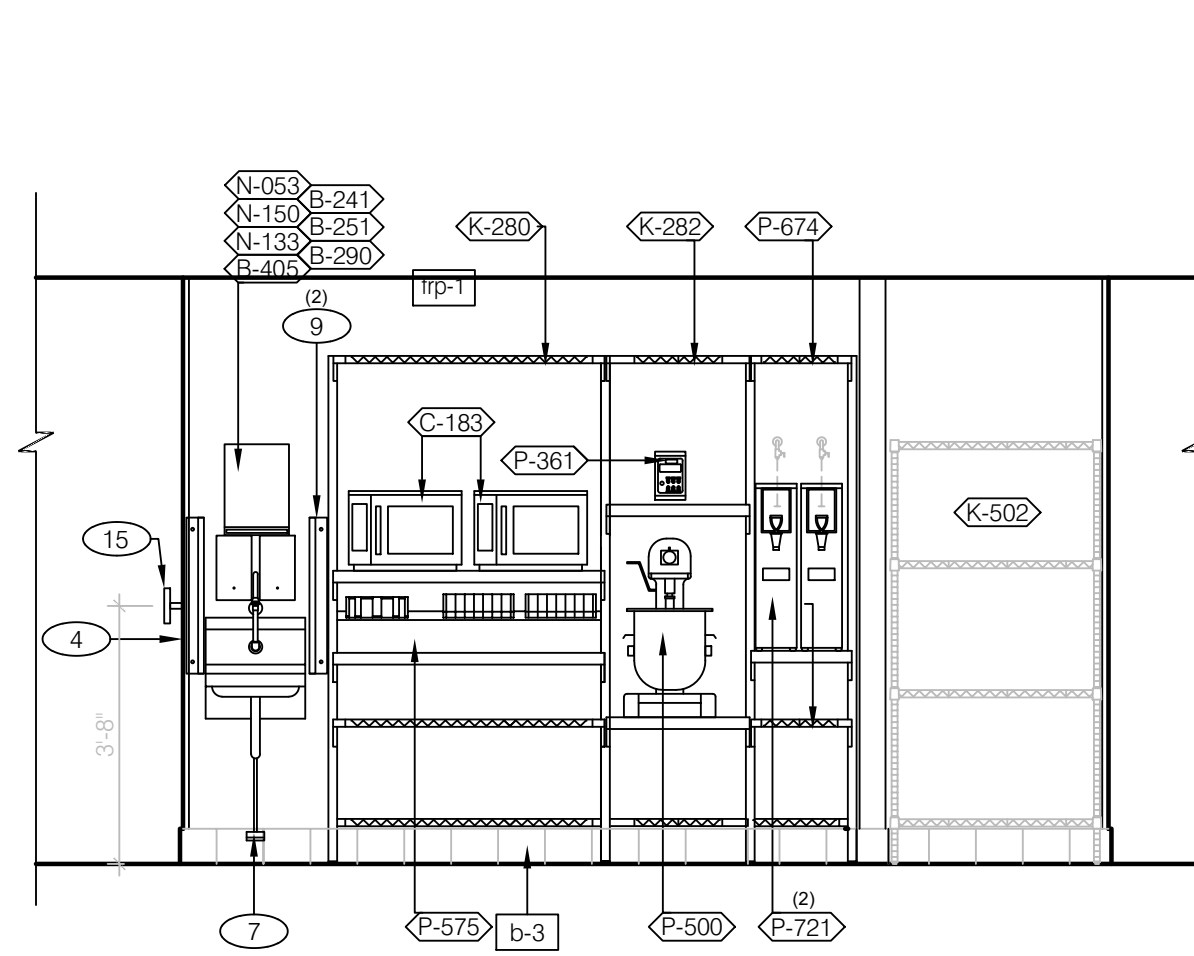
2 COOK LINE

1 COOK LINE

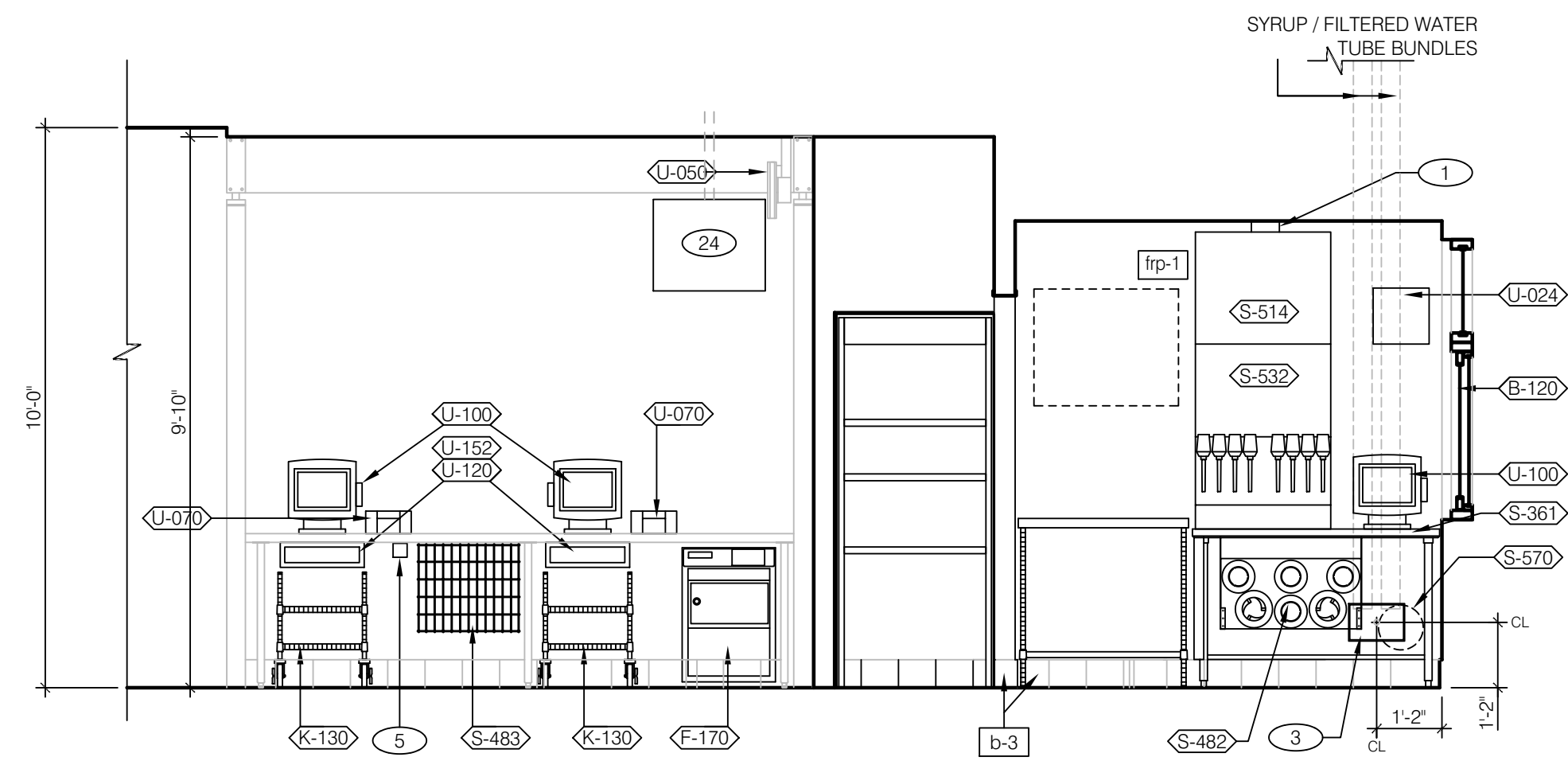
KITCHEN ELEVATIONS 3/8" = 1'-0"



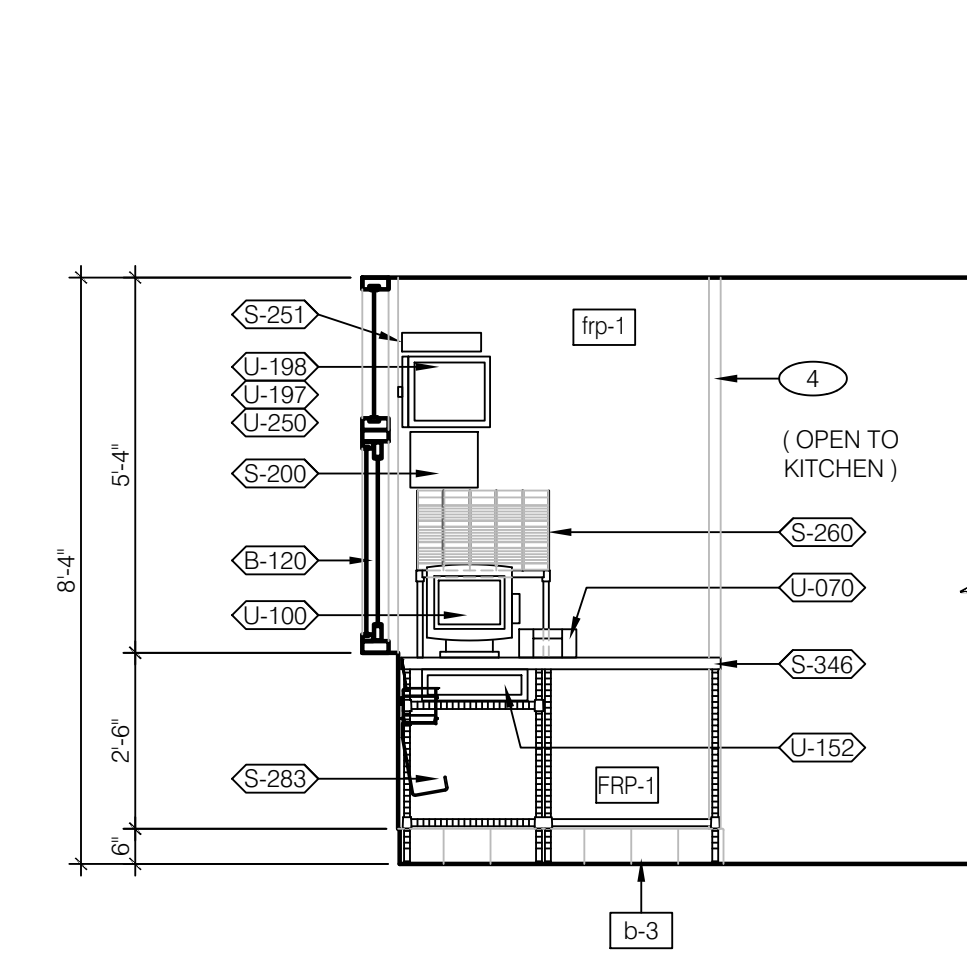
8 UTILITY



7 PREP. LINE



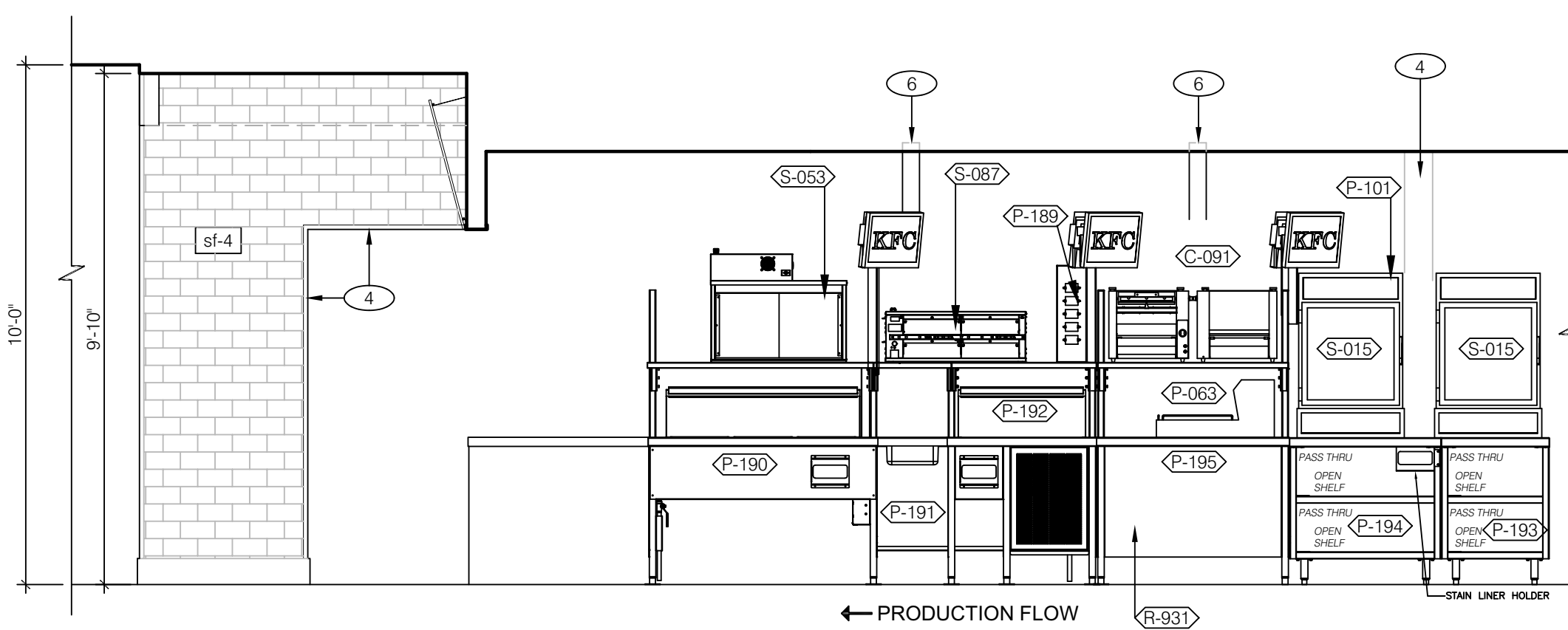
6 FRONT COUNTER



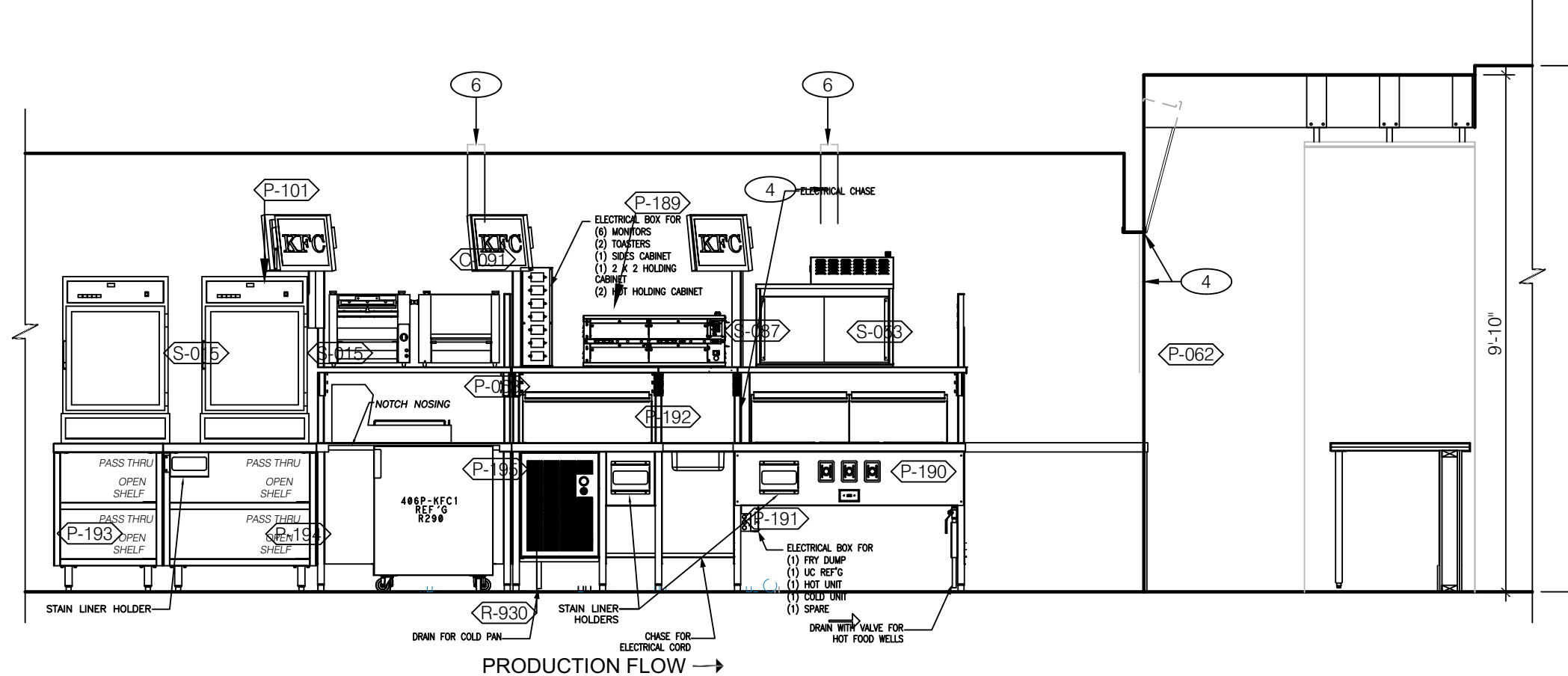
5 DRIVE THRU / PICK-UP

4 DRIVE THRU

KITCHEN ELEVATIONS 3/8" = 1'-0"



10 PACK LINE (FRONT VIEW)



9 PACK LINE (BACK VIEW)

KITCHEN ELEVATIONS 3/8" = 1'-0"

- 1 6" STAINLESS STEEL CHASE FOR ICE MACHINE REFRIGERANT LINES.
- 2 ANSUL CABINET.
- 3 8" x 12" OPENING FOR SYRUP / FILTERED WATER TUBE BUNDLE. SEE 4 / A6.3.
- 4 S.S. CORNER / END WALL CHANNEL GUARD, FULL HEIGHT. SEE 10 / A6.3.
- 5 HOLD-UP BUTTON; SEE E5.0.
- 6 16" W x 4" D S.S. CHASE. EXTEND 2' ABOVE CEILING; BY G.C.
- 7 HAND SINK FOOT PEDAL. SEE 3 / P6.0.
- 8 EDGE OF 20 GAGE STAINLESS STEEL PANEL BEHIND HOOD. COORDINATE EXTENTS OF PANEL BEYOND HOOD WITH LOCAL CODE REQUIREMENTS.
- 9 S.S. SPLASH GUARD. SEE DETAIL 7 / A6.3.
- 10 S.S. CORNER GUARD at SERVICE DOOR HEAD and JAMB; SEE 13 / A6.1.
- 11 THERMOSTAT REMOTE SENSOR; SEE KEY NOTE 10, SHEET M2.0.
- 12 RTI SYSTEM.
- 13 GAS RISER. SEE KEYNOTE 18 / P3.0.
- 14 MOUNT SAUCE DISPENSER ON SIDE OF STORAGE SHELF.
- 15 ANSUL PULL STATION.
- 16 S.S. END SKIRT.
- 17 SECURITY SYSTEM KEYPAD; SEE E5.0.
- 18 WATER HEATER VENT; SEE PLUMBING DRAWINGS.
- 19 PRODUCT TIME CLOCK and TIME TAG HOLDER; VERIFY MOUNTING HEIGHT w/ OWNER.
- 20 WALK-IN COOLER / FREEZER BOX.



Digitally signed by Harold Hutter, III
 DN: cn=Harold Hutter, III, o=Land Investment Services, LLC, ou, email=DanH@lis-ae.com, c=US
 Date: 2022.09.12 13:15:26 -0400


HAROLD DANIEL HUTTER III
 FL REG. AR88913

PLAN SET REVISIONS:

▲	06/22/22 - BUILDING COMMENTS
▲	09/12/22 - BUILDING COMMENTS
▲	
▲	
▲	
▲	
▲	
▲	
▲	

CONTRACT DATE: 12-18-2019
 BUILDING TYPE: Kb 30-19
 PLAN VERSION:
 SITE NUMBER:
 ENTITY NUMBER:
 STORE NUMBER:
 LIS PROJECT: 2019-303

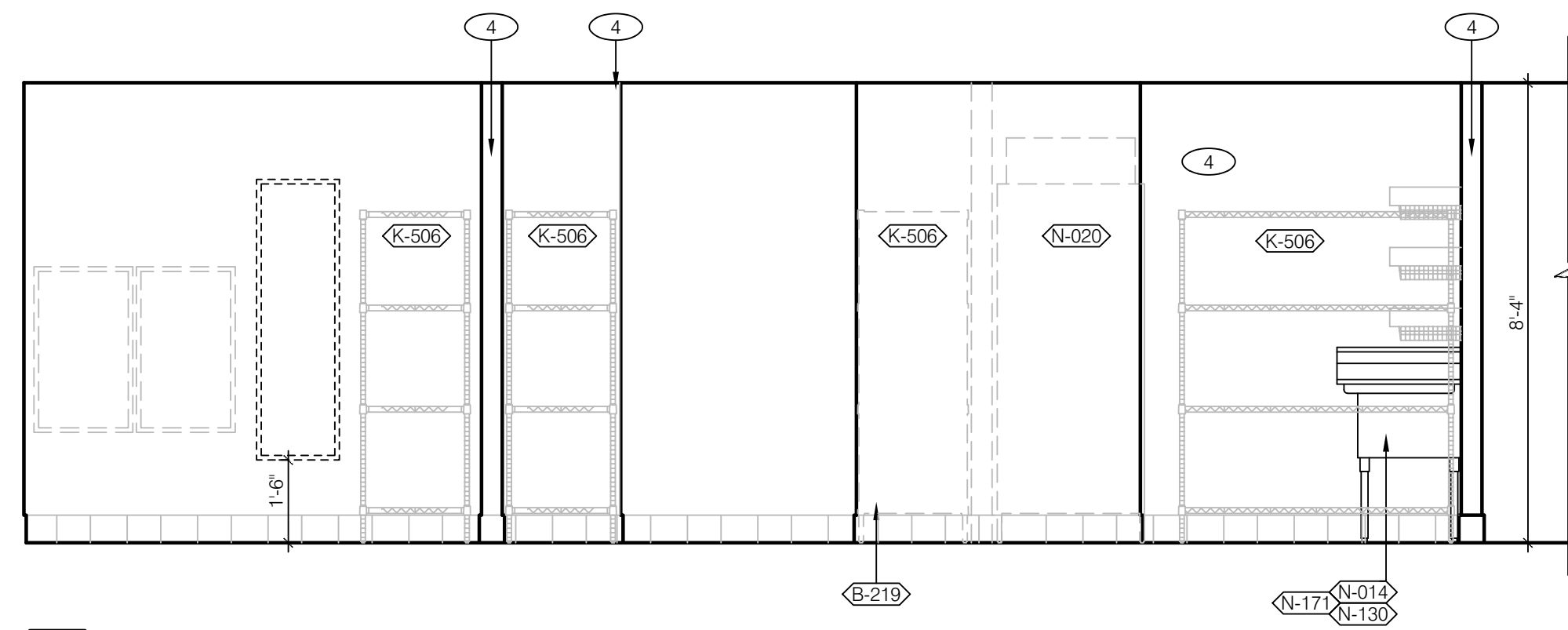
KFC
 OAKLEAF CORNER OUTPARCEL 3
 DUVAL COUNTY, FL



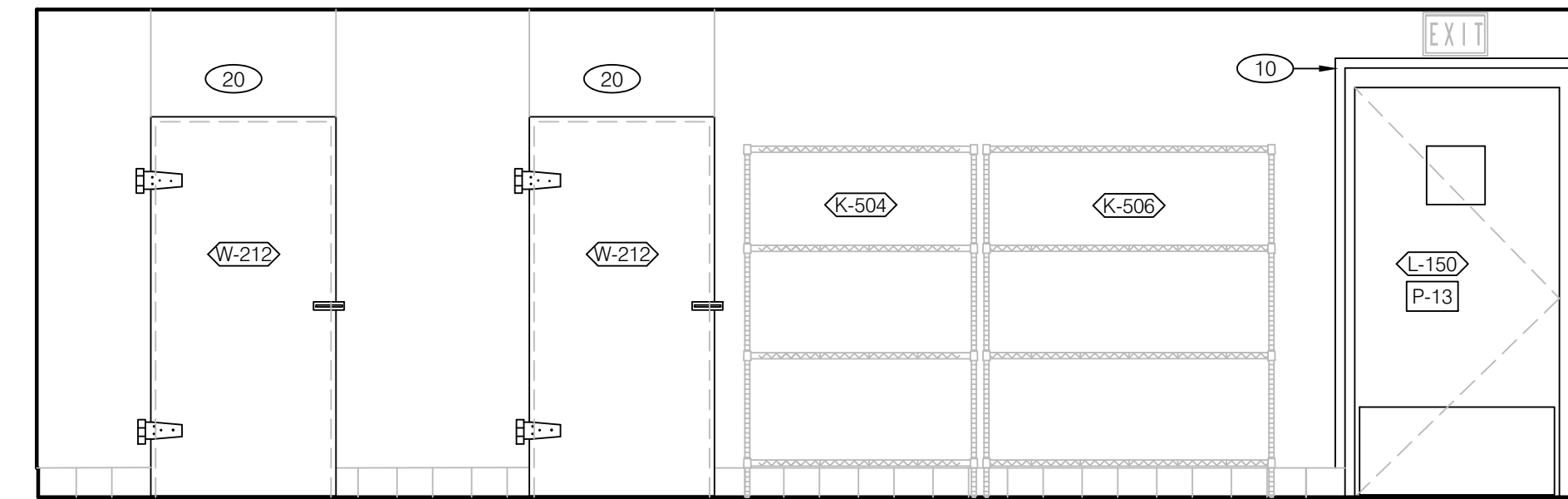
INTERIOR ELEVATIONS KITCHEN

A8.2

B-22-511575.000
 KEY NOTES
 RCV: 9/12/2022 2:26 PM
 PLOT DATE: 03/29/2022



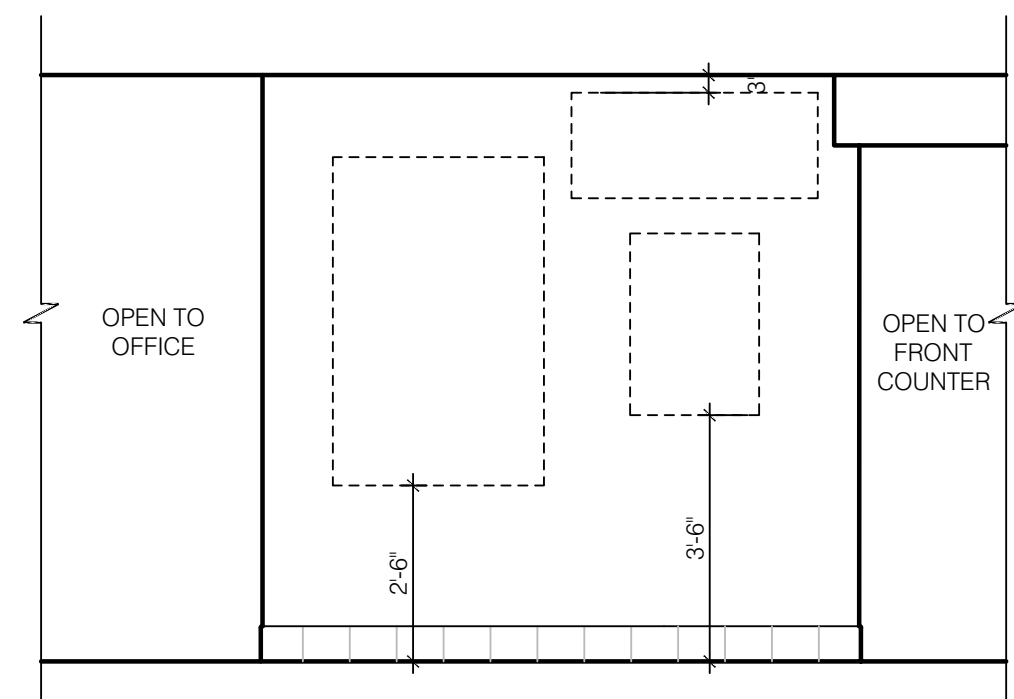
13 UTILITY / DRY STOR. / WARE WASHING



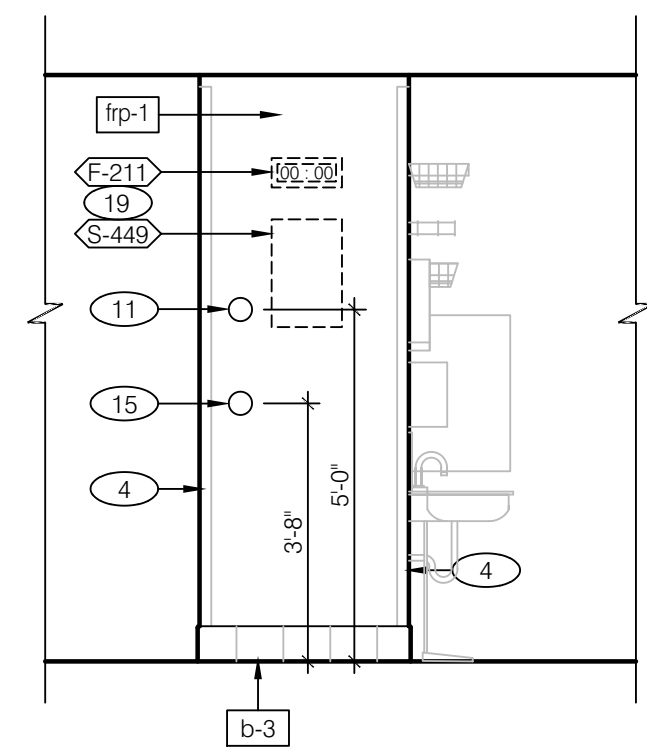
12 COOLER / FREEZER BOX

11 UTILITY

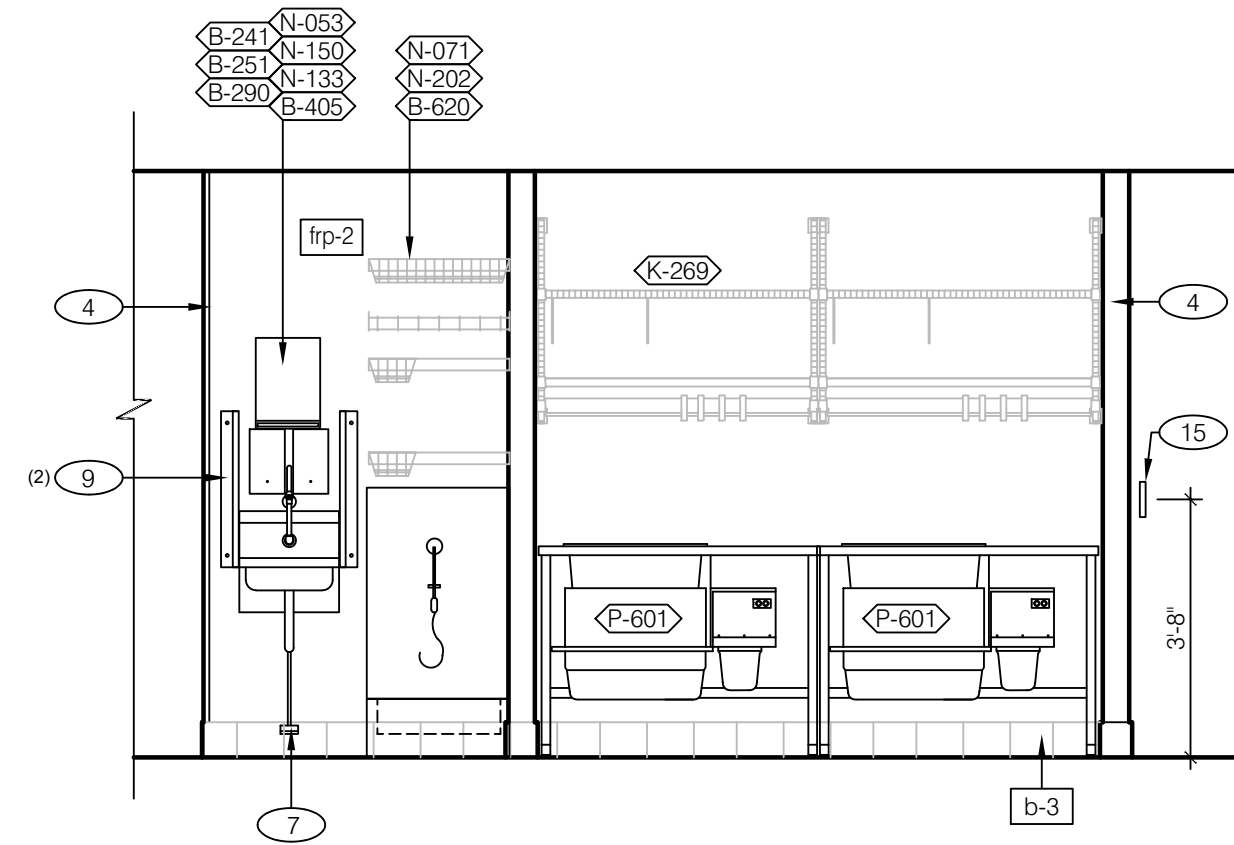
KITCHEN ELEVATIONS 3/8" = 1'-0"



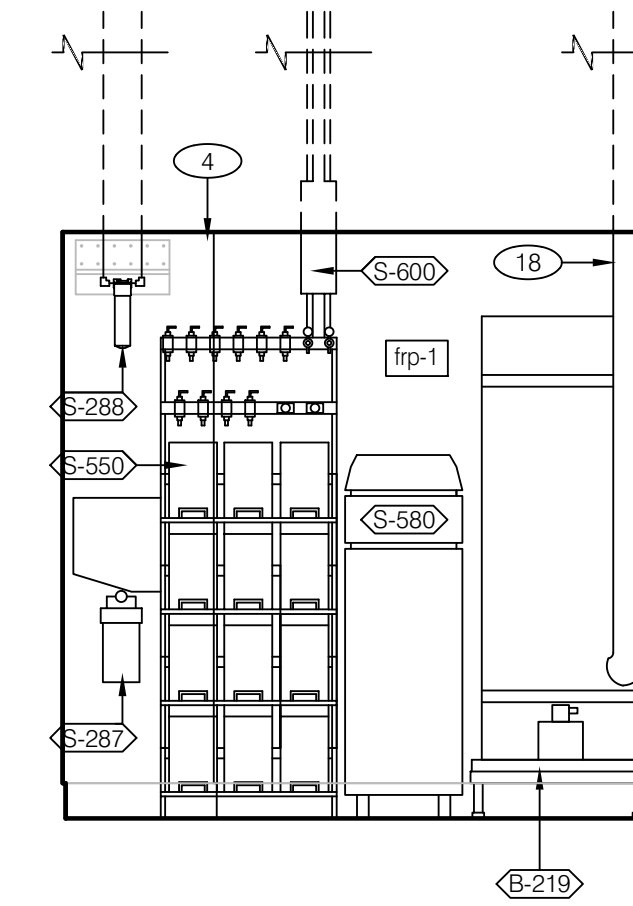
18 ART WALL



17 PREP END WALL



15 PREP



14 UTILITY

KITCHEN ELEVATIONS 3/8" = 1'-0"

- ① 6" STAINLESS STEEL CHASE FOR ICE MACHINE REFRIGERANT LINES.
- ② ANSUL CABINET.
- ③ 8' x 8' OPENING FINISHED WITH FRP FOR SYRUP TUBES. SEE 4 / A6.3.
- ④ S.S. CORNER / END WALL CHANNEL GUARD, FULL HEIGHT. SEE 10 / A6.3.
- ⑤ HOLD-UP BUTTON; SEE E5.0.
- ⑥ 16" W x 4" D S.S. CHASE. EXTEND 2' ABOVE CEILING; BY G.C.
- ⑦ HAND SINK FOOT PEDAL. SEE 3 / P6.0.
- ⑧ EDGE OF 20 GAGE STAINLESS STEEL PANEL BEHIND HOOD. COORDINATE EXTENTS OF PANEL BEYOND HOOD WITH LOCAL CODE REQUIREMENTS.
- ⑨ S.S. SPLASH GUARD. SEE DETAIL 7 / A6.3.
- ⑩ S.S. CORNER GUARD at SERVICE DOOR HEAD and JAMB; SEE 13 / A6.1.
- ⑪ THERMOSTAT REMOTE SENSOR; SEE KEY NOTE 10, SHEET M2.0.
- ⑫ EQUIPMENT POWERED VIA CEILING-MOUNTED RECEPTACLE. SEE E3.0.
- ⑬ GAS RISER. SEE KEYNOTE 18 / P3.0.
- ⑭ MOUNT SAUCE DISPENSER ON SIDE OF STORAGE SHELF.
- ⑮ ANSUL PULL STATION.
- ⑯ S.S. END SKIRT.
- ⑰ SECURITY SYSTEM KEYPAD; SEE E5.0.
- ⑱ WATER HEATER VENT; SEE PLUMBING DRAWINGS.
- ⑲ PRODUCT TIME CLOCK and TIME TAG HOLDER; VERIFY MOUNTING HEIGHT w/ OWNER.
- ⑳ WALK-IN COOLER / FREEZER BOX.

KITCHEN ELEVATIONS 3/8" = 1'-0"

**ALL KEYNOTES NOT ON THIS SHEET

KEY NOTES
RCV: 9/12/2022 2:26 PM
PLOT DATE: 03/29/2022



Digitally signed by Harold Hutter, III
 DN: cn=Harold Hutter, III, o=Land Investment Services, LLC, ou, email=DanH@lis-ae.com, c=US
 Date: 2022.09.12 13:26:18 -04'00

HAROLD DANIEL HUTTER III
 FL. REG. AR98913

PLAN SET REVISIONS:

- ▲ 06/22/22 - BUILDING COMMENTS
- ▲ 09/12/22 - BUILDING COMMENTS
- ▲
- ▲
- ▲
- ▲
- ▲
- ▲

CONTRACT DATE: 12-18-2019

BUILDING TYPE: Kb 30-19

PLAN VERSION:

SITE NUMBER:

ENTITY NUMBER:

STORE NUMBER:

LIS PROJECT: 2019-303

KFC

OAKLEAF CORNER OUTPARCEL 3
 DUVAL COUNTY, FL



Kb 30-19

INTERIOR ELEVATIONS KITCHEN

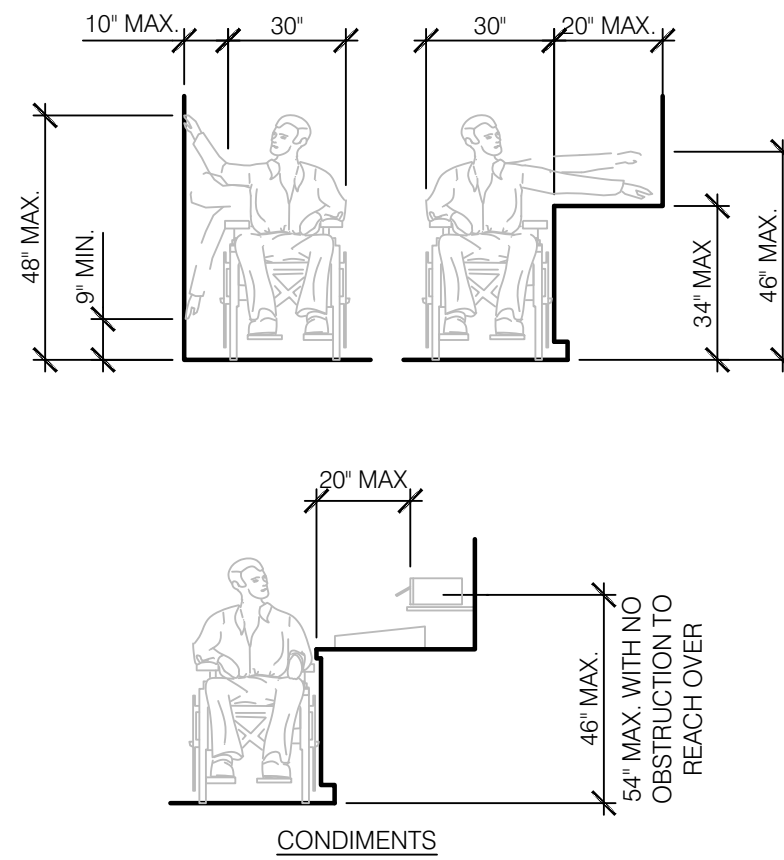
A8.3

TOTAL SEATS	REQ. ACCESSIBLE SEATS
1 - 20	1
21 - 40	2
41 - 60	3
61 - 80	4
81 - 100	5
101 - 120	6
121 - 140	7

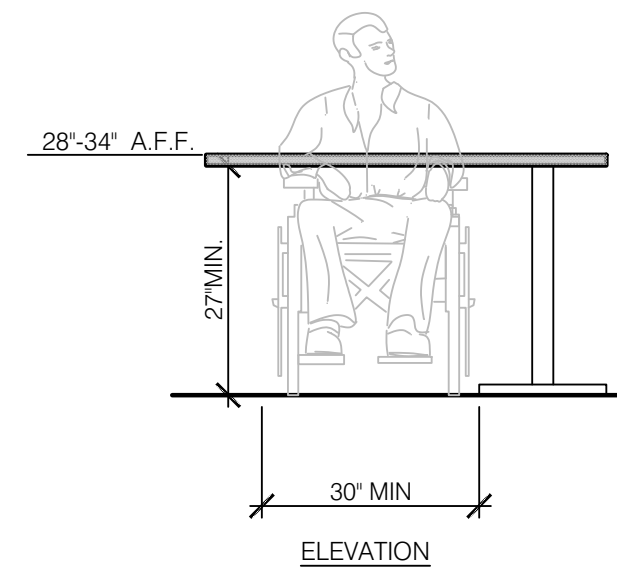
NUMBER OF ACCESSIBLE SEATS

CORRESPONDING REACH HEIGHTS FOR GIVEN DEPTHS:

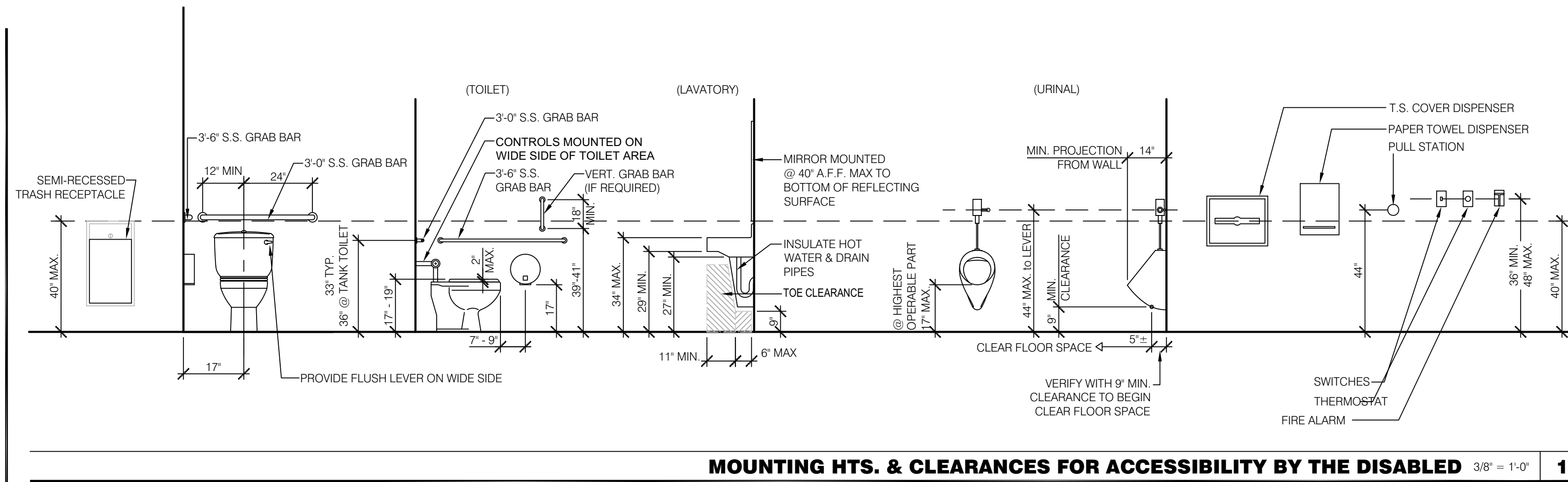
when D < 10', then H = 54.0' MAX.
 when D = 10', then H = 53.5' MAX.
 when D = 12', then H = 53.0' MAX.
 when D = 13', then H = 52.5' MAX.
 when D = 14', then H = 51.5' MAX.
 when D = 15', then H = 51.0' MAX.
 when D = 16', then H = 50.5' MAX.
 when D = 17', then H = 50.0' MAX.
 when D = 18', then H = 49.5' MAX.
 when D = 19', then H = 49.0' MAX.
 when D = 20', then H = 48.5' MAX.
 when D = 21', then H = 47.5' MAX.
 when D = 22', then H = 47.0' MAX.
 when D = 23', then H = 46.5' MAX.
 when D = 24', then H = 46.0' MAX.



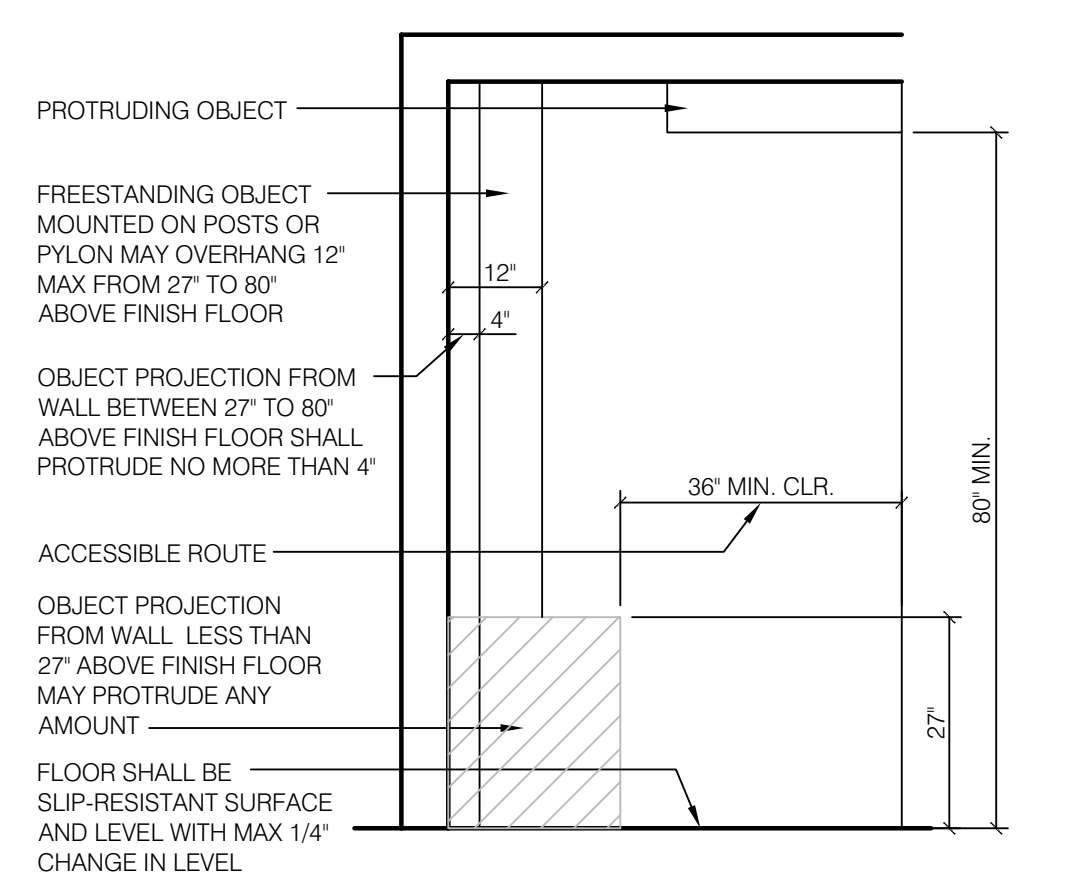
REACH RANGES N.T.S. 14



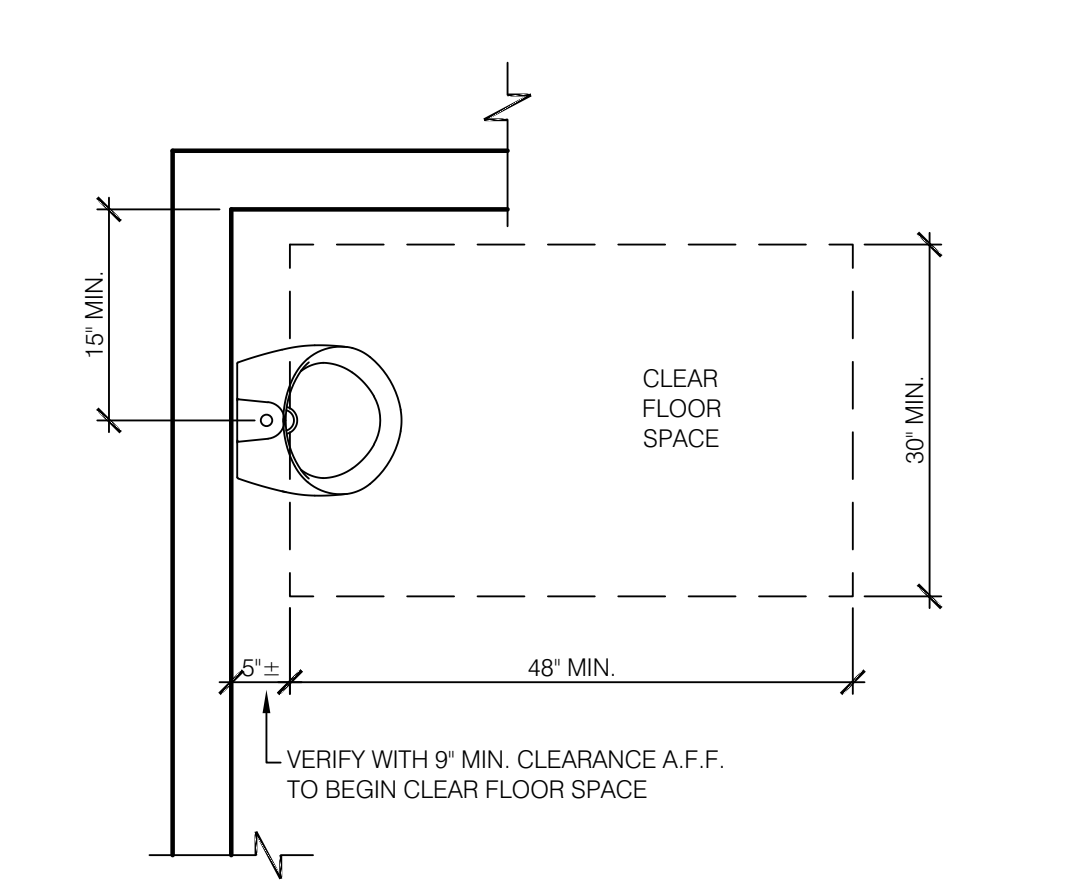
SEATING AND TABLES N.T.S. 18



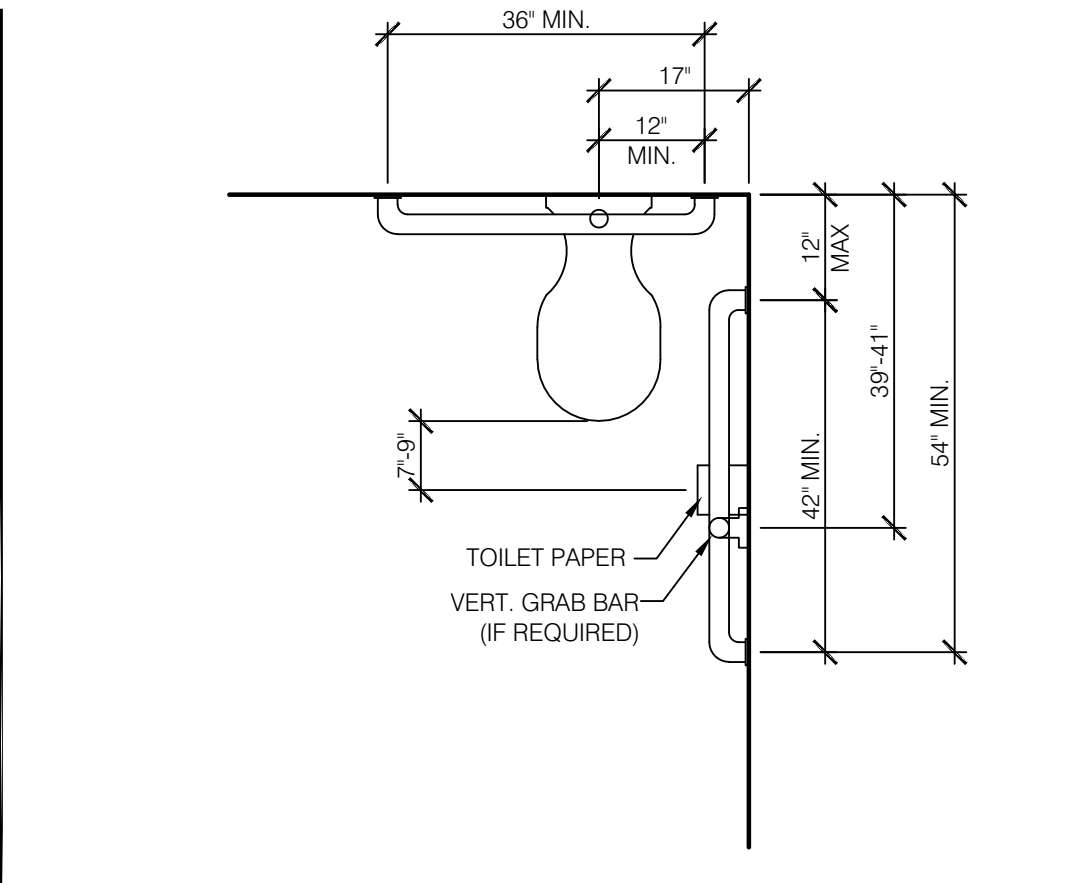
MOUNTING HTS. & CLEARANCES FOR ACCESSIBILITY BY THE DISABLED 3/8" = 1'-0" 1



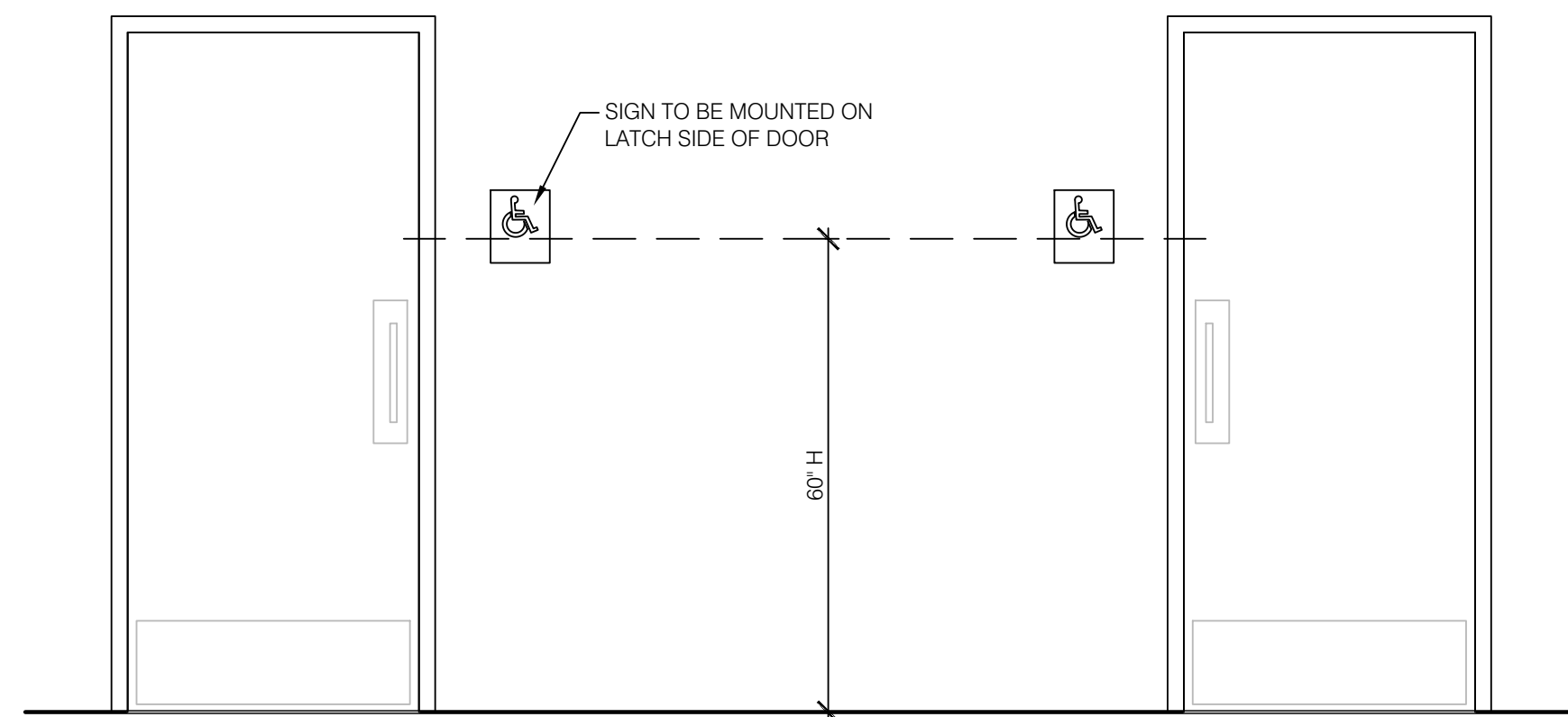
INT. ACCESS. ROUTE CLEARANCES 1/2" = 1'-0" 10



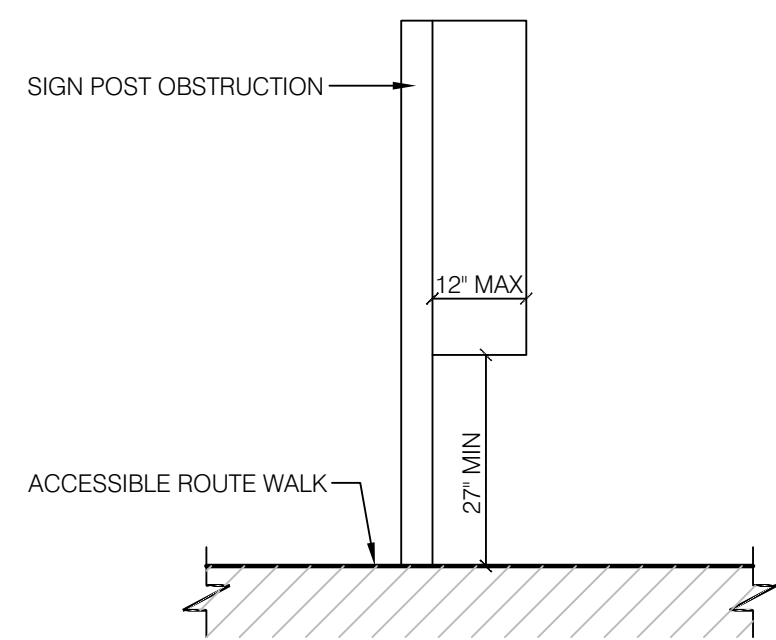
ACCESSIBLE URINAL 3/4" = 1'-0" 6



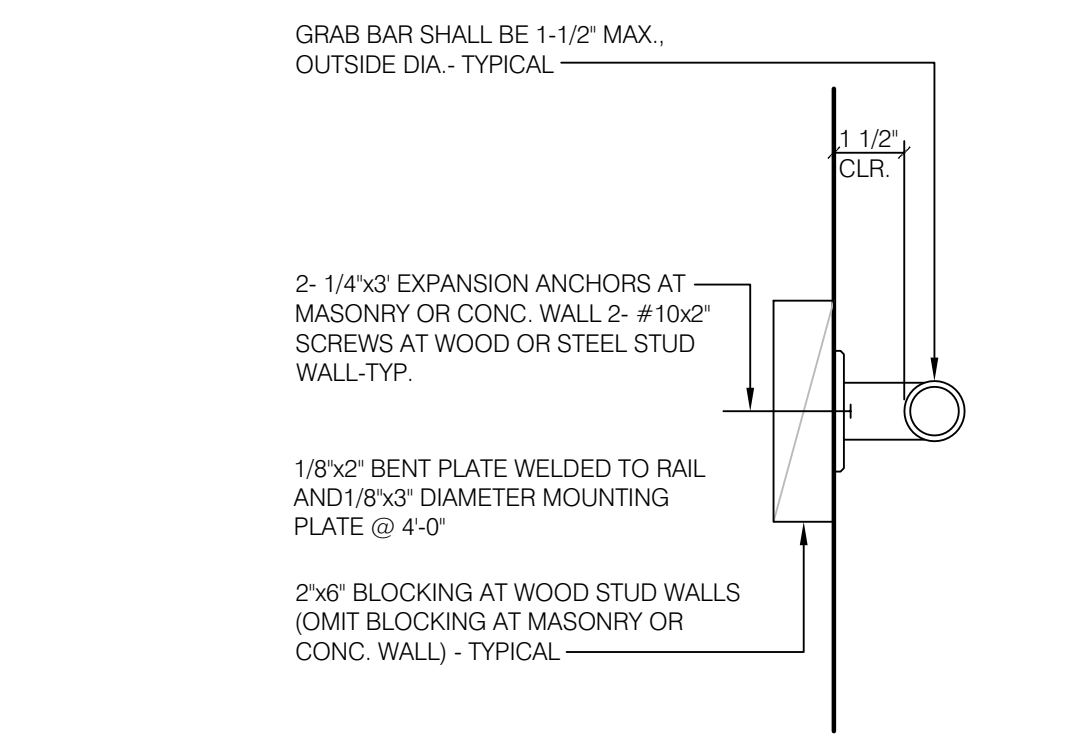
STANDARD TOILET STALL N.T.S. 2



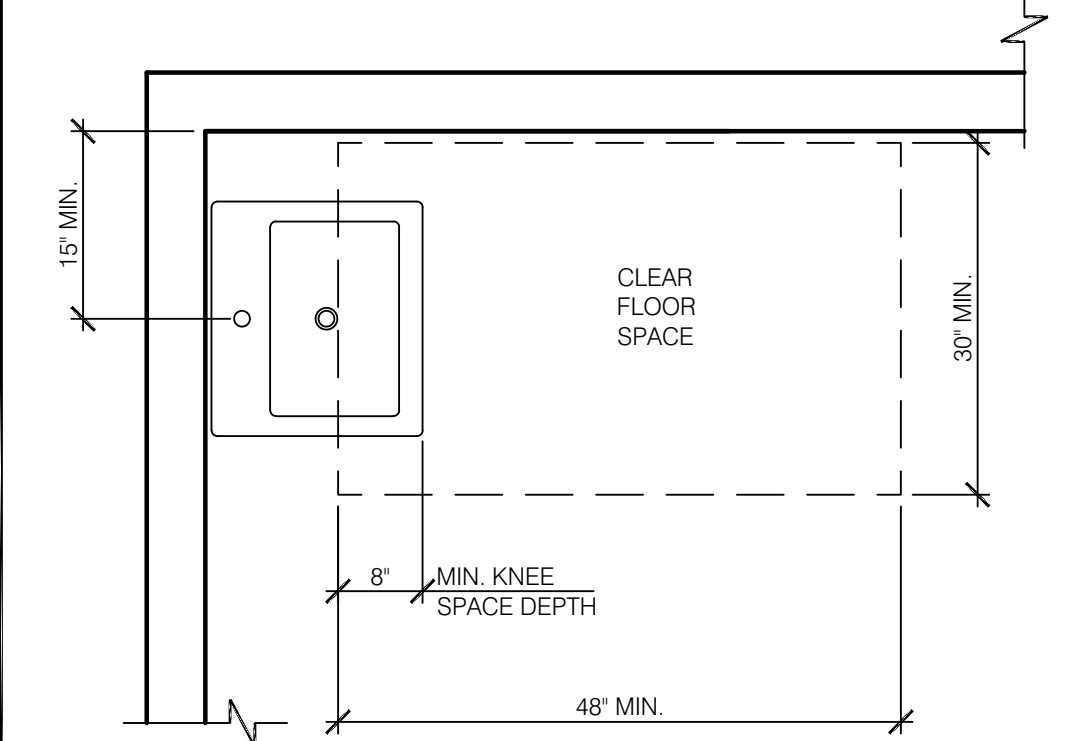
ACCESSIBLE RESTROOM DOORS N.T.S. 15



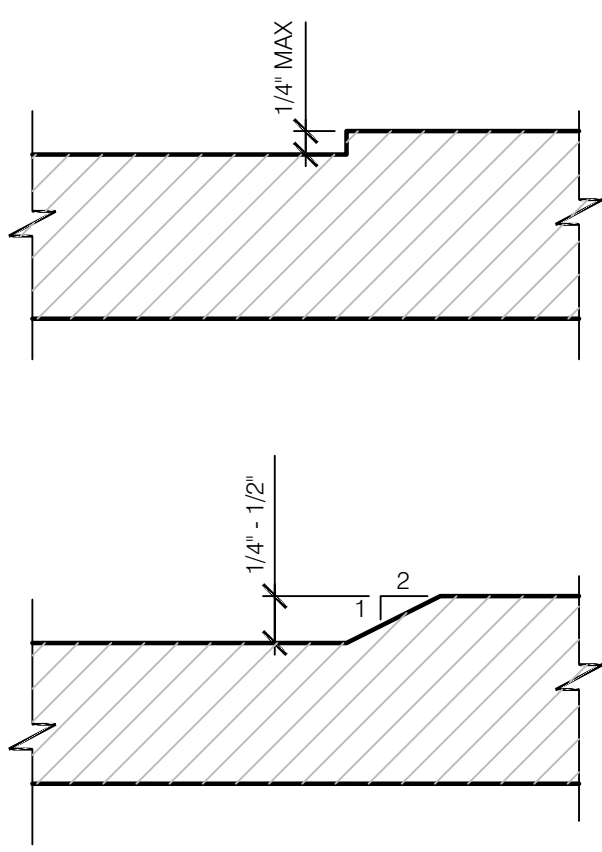
PROTRUDING HAZARDS 1/2" = 1'-0" 11



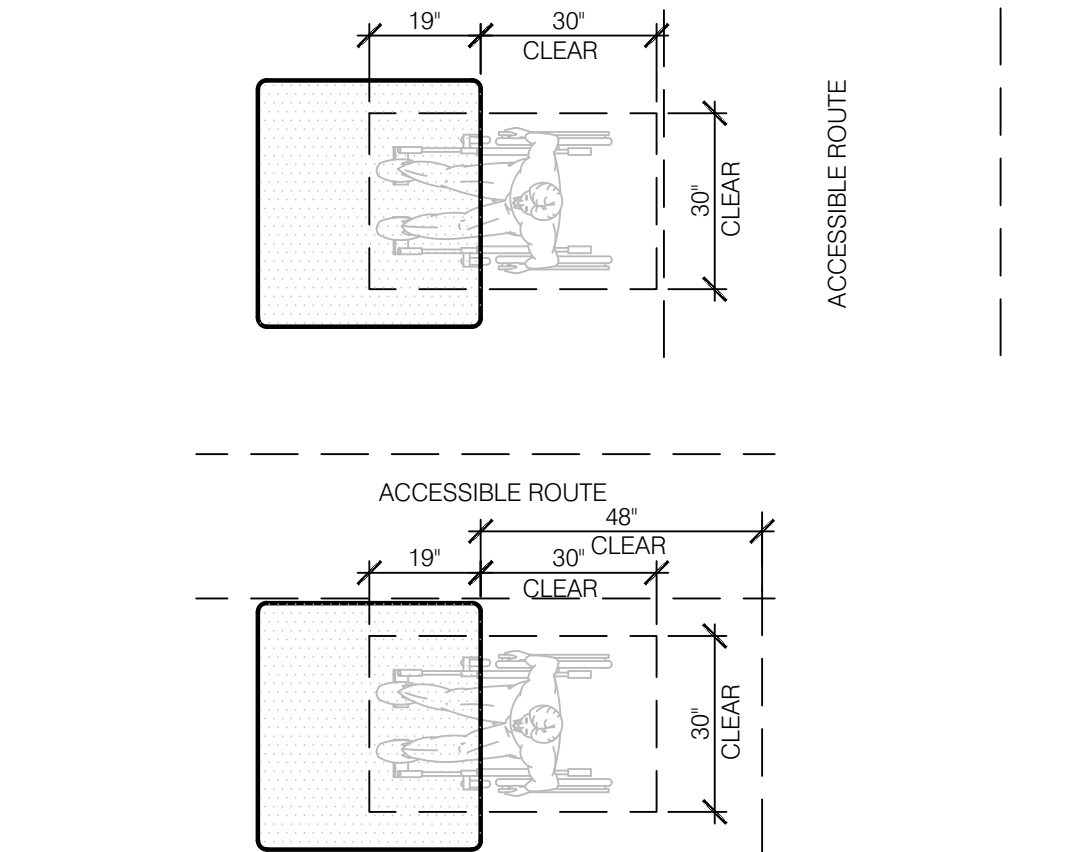
GRAB BAR 3" = 1'-0" 7



ACCESSIBLE LAVATORY 3/4" = 1'-0" 3



CHANGES IN LEVEL N.T.S. 12



DINING ROOM SEATING CLEARANCES 8

1. INDICATED DIMENSIONS, HEIGHTS, DEPTHS, AREAS AND OTHER GRAPHIC INFORMATION ARE PROVIDED AS MINIMUMS THAT MUST BE MAINTAINED. THESE MINIMUMS ARE BASED UPON YUM STANDARDS AND MAY EXCEED ADA REQUIREMENTS.

GENERAL NOTES 4

ARCHITECTURE ENGINEERING
LIS
 LAND INVESTMENT SERVICES, LLC
 AA 26002040 CA NO: 6953 LEI 1057
 ARCHITECTURE / ENGINEERING OFFICE
 2572 West State Road 426 32765
 Phone: (321) 244-0402
 Facsimile: (321) 244-9419



Digitally signed by Harold Hutter, III
 DN: cn=Harold Hutter, III, o=Land Investment Services, LLC, ou=email=DanH@lis-ae.com, c=US
 Date: 2022.09.12 13:31:03 -0400

- PLAN SET REVISIONS:
- 06/22/22 - BUILDING COMMENTS
 - 09/12/22 - BUILDING COMMENTS

CONTRACT DATE: 12-18-2019
 BUILDING TYPE: Kb 30-19
 PLAN VERSION:
 SITE NUMBER:
 ENTITY NUMBER:
 STORE NUMBER:
 LIS PROJECT: 2019-303

KFC
 OAKLEAF CORNER OUTPARCEL 3
 DUVAL COUNTY, FL
 Kb 30-19

ACCESSIBILITY REQUIREMENTS

ADA .1

B-22-511575.000
 RCV: 9/12/2022 2:26 PM
 PLOT DATE: 03/29/2022