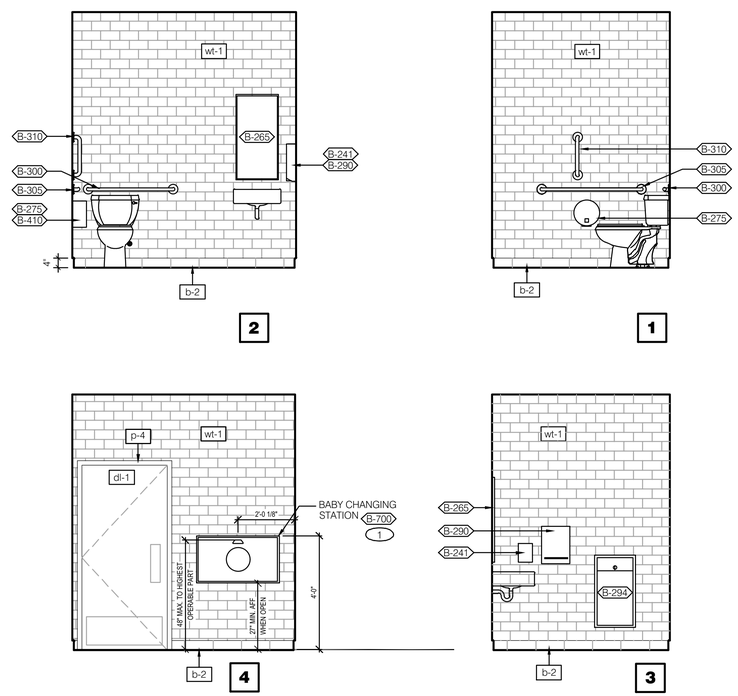

WOMEN'S RESTROOM 3/8" = 1'-0"

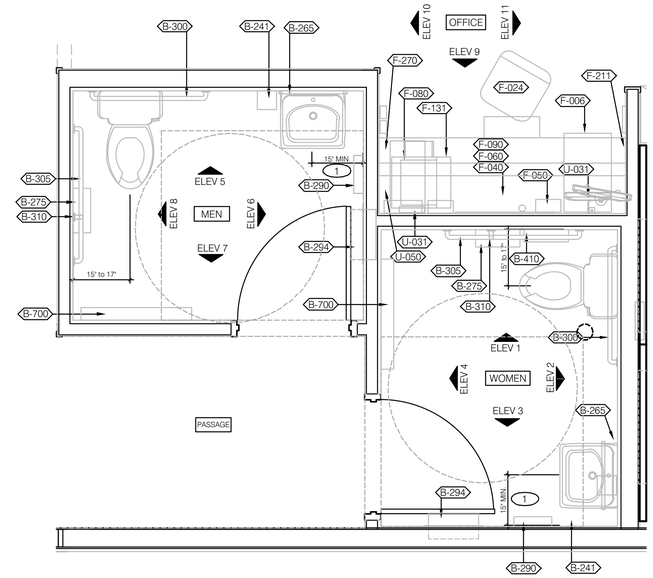

ENLARGED RESTROOMS / OFFICE PLAN 1/2" = 1'-0" | **A**

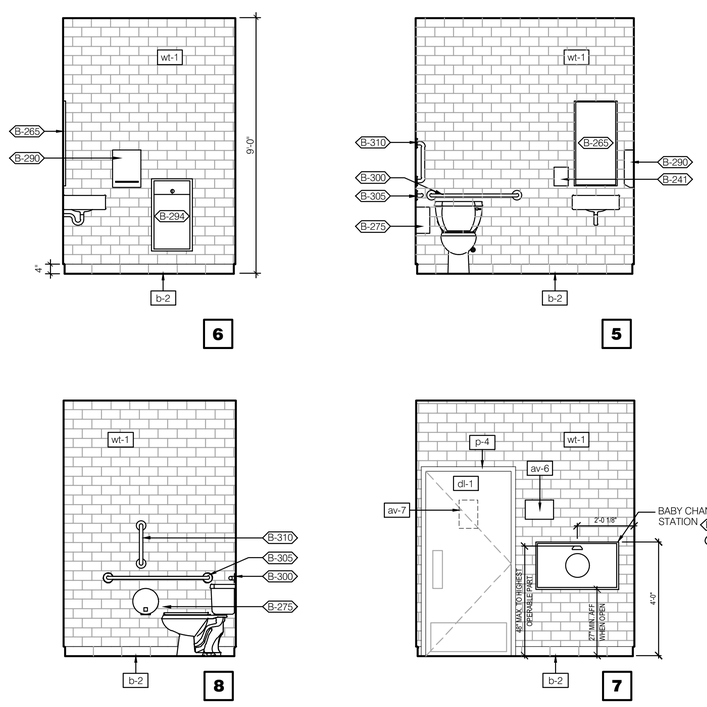

MEN'S RESTROOM 3/8" = 1'-0"

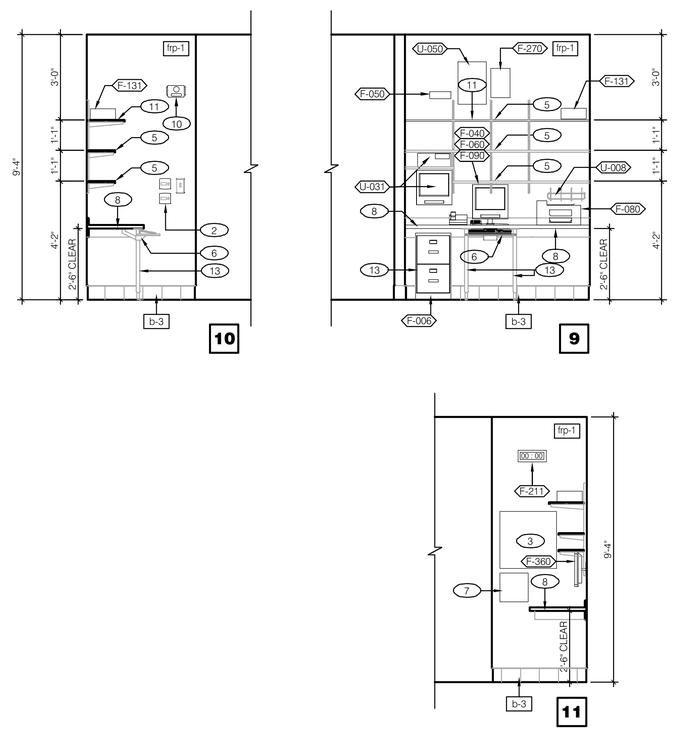

OFFICE ELEVATIONS 3/8" = 1'-0"

GENERAL NOTES:

1. SEE DETAIL 1 / ADA1.0 FOR ACCESSIBILITY MOUNTING HEIGHTS AND CLEARANCES.
2. PROVIDE 2x BLOCKING AT ALL WALL MOUNTED ACCESSORIES.
3. GRAB BARS, FASTENERS AND MOUNTING DEVICES SHALL BE INSTALLED PER ADA REQUIREMENTS. REFER TO SHEET ADA1.0.
4. REFER TO FLOOR PLAN NOTES FOR BLOCKING AND SUBSTRATE NOTES.
5. REFER TO SHEET ADA1.0 FOR MOUNTING HEIGHTS AND CLEARANCES OF ACCESSORIES AND FIXTURES.
6. ALL DIMENSIONS THIS DRAWING ARE TO FINISH SURFACE.
7. FOR DESCRIPTIONS, REFER TO ARTWORK SCHEDULE ON SHEET A2.0.
8. VERIFY EQUIPMENT / SHELVING MOUNTING HEIGHT and LOCATION WITH OWNER.

KEYNOTES:

1. PROVIDE 2X BLOCKING FOR WALL MOUNTED BABY CHANGING TABLES. INSTALL PER ADA REQUIREMENTS. REFER TO SHEET ADA1.0 B-XXX
2. THERMOSTAT BY (EMS) SUPPLIER. SEE DETAIL 3 / E3.1.
3. TELEPHONE TERMINAL BOARD.
4. HOLD UP BUTTON (SECURITY SYSTEM SUPPLIER)).
5. 12" DEEP WHITE MELAMINE SHELVING W/ 11.5" SHELF BRACKETS. SEE DETAIL 10 / A6.2.
6. UNDER COUNTER KEYBOARD TRAY.
7. 12" x 12" PHONE DISTRIBUTION BOX: OWNER PROVIDED & INSTALLED.
8. 1-1/2" LAMINATE COUNTERTOP w/ INTEGRAL SPLASH. SEE DETAIL 10 / A6.2 FOR SUPPORT SYSTEM; SEE SHEET A7.2 FOR FINISHES.
9. GROMMET; COORDINATE LOCATIONS WITH OWNER.
10. DATA CONCENTRATOR (ROUTER) BY (EMS) SUPPLIER. SEE SHEETS E3.1 and E6.1.
11. 16" DEEP WHITE MELAMINE SHELVING @ TOP SHELF OVER MONITORS ONLY. SEE DETAIL 10 / A6.2.
12. NOT USED.
13. S.S. COUNTERTOP SUPPORT LEG w/ ADJUSTABLE BASE (BY G.C.). QTY. 4.
14. SCHLUTER SYSTEM - SCHIENE - RADIUS, R/AE100, 3/8", SATIN ALUMINUM.
15. LINE OF TRANSITION FROM CEMENT BOARD -to- GYPSUM BOARD SUBSTRATE. SEE WALL TYPE 7, SHEET A1.0.

GENERAL NOTES / KEY NOTES | **B**

REVIEWED
For Code Compliance
City of Ocala Growth Management
BLD22-1101 09/07/22

LIS ARCHITECTURE ENGINEERING

ENGINEERING OFFICE
21430 Palm Beach Blvd.
Alva, Fla. 33920
Phone: (239) 693-9244
Facsimile: (239) 693-9828

LAND INVESTMENT SERVICES, LLC
AA 26002040 CA NO: 6853 LB1057

ARCHITECTURE / ENGINEERING OFFICE
2572 West State Road 426
Suite 2064, Oviedo, FL 32765
Phone: (321) 244-0402
Facsimile: (321) 244-9419

STATE OF FLORIDA HAROLD DANIEL HUTTER III LICENSE AR98913 REGISTERED ARCHITECT

Digitally signed by Harold Hutter
DN: c=US, o=Unaffiliated, ou=A01410C000001734EB2BCCF00000303, cn=Harold Hutter
Date: 2022.03.31 15:23:41 -04'00'

HAROLD DANIEL HUTTER III
FL REG. AR98913

PLAN SET REVISIONS:

CONTRACT DATE:	-.-.-2019
BUILDING TYPE:	Kb 30-19
PLAN VERSION:	2018.A
SITE NUMBER:	
ENTITY NUMBER:	
STORE NUMBER:	
LIS PROJECT;	2019-304

KFC
3615 W SILVER SPRINGS BLVD.
OCALA, FL

Kb 30-19

INT. ELEV's ENLARGED RESTROOM / OFFICE PLAN

A8.1

PLOT DATE: 03/29/2022