

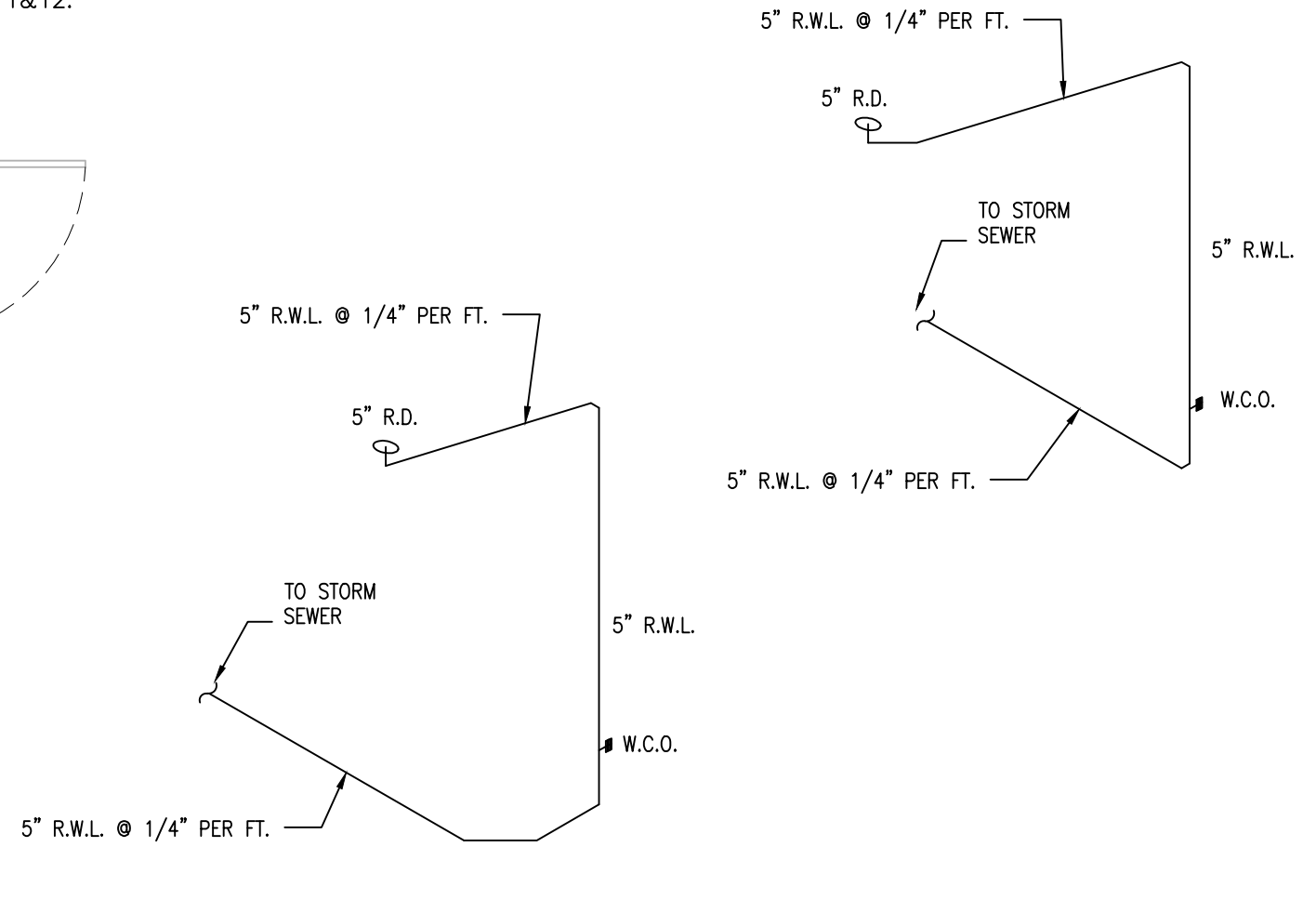
DINING ROOM LEGEND

LEGEND MAY CONTAIN ITEMS NOT USED IN THIS BUILDING. CONTRACTOR TO VERIFY.

—	GREASY WASTE LINE
—	SANITARY WASTE LINE
—	RAIN WATER LINE
—	SAFEWASTE PIPING
⊕	F.C.O.— FLOOR CLEANOUT
⊖	F.D.— FLOOR DRAIN
⊗	F.S.— FLOOR SINK
⊙	HUB OR FUNNEL DRAIN
⊚	V.T.R.— VENT THRU—ROOF
⊚	FIXTURE TRAP
—	W.C.O.— WALL CLEAN OUT
- - -	VENT PIPING

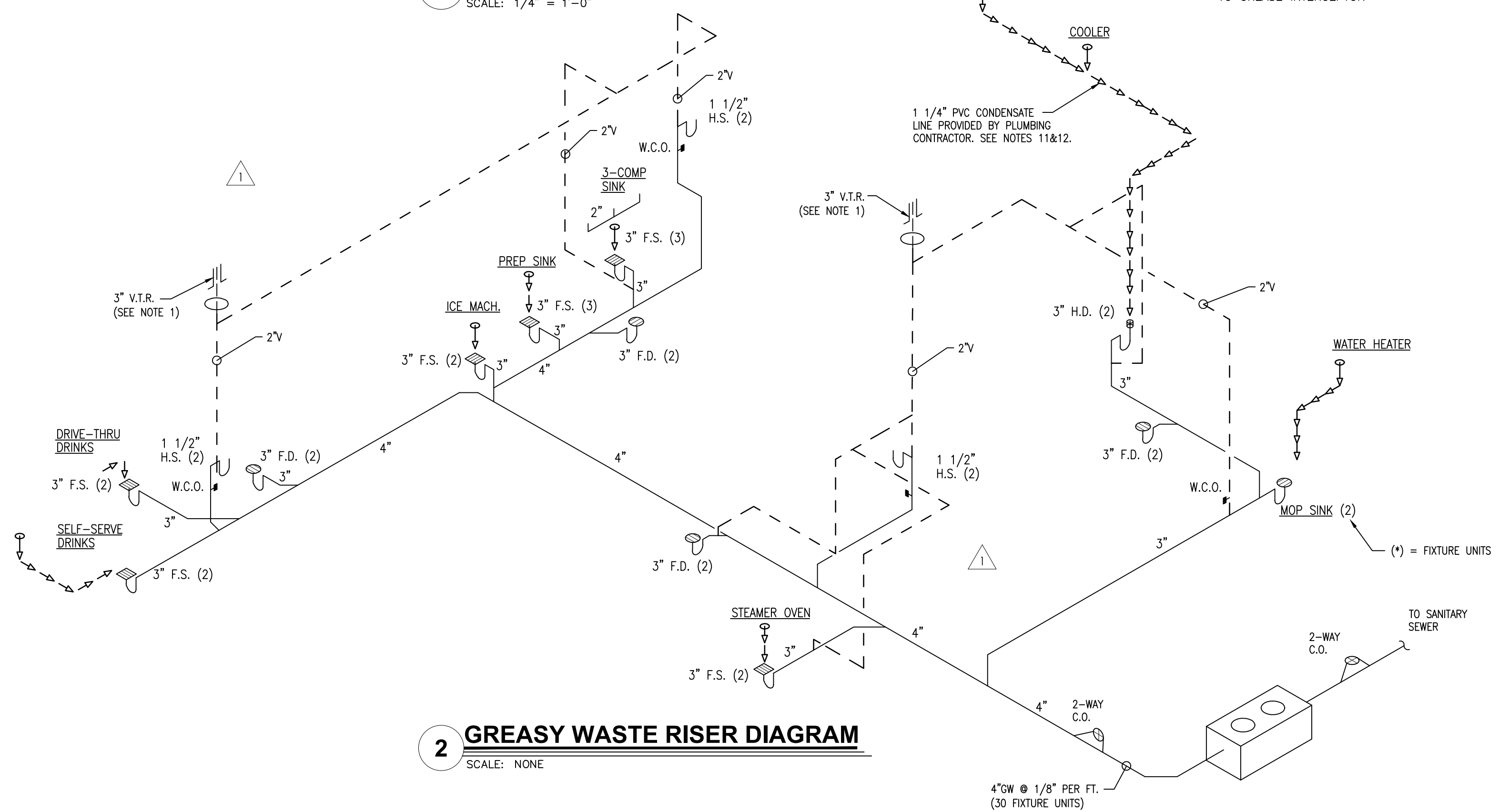
- NOTES:**
- PLUMBING CONTR. TO COORDINATE VENT STACKS WITH OUTSIDE AIR INTAKES OF A/C UNITS AND SUPPLY FANS & MAINTAIN AT LEAST 10'-0" MIN. CLEARANCE OR AS PER LOCAL CODE REQUIREMENTS. FLAT VENTS ARE NOT ALLOWED.
 - INCREASE V.T.R.'S TO SIZE REQUIRED BY LOCAL CODES AND CONDITIONS AS REQUIRED FOR FROST ENCLOSURE. FLAT VENTS ARE NOT ALLOWED.
 - RUN SYRUP LINES FROM SODA FACTORY TO DRINK DISPENSER ABOVE CEILING.
 - CAST IRON PIPE MAY BE USED UNDER SLAB IN LIEU OF PVC ONLY IF REQUIRED BY CODE.
 - PROVIDE CONDENSATE LINES FROM A/C UNITS ABOVE CEILING ACCORDING TO LOCAL CODE REQUIREMENTS.
 - RESEAL FLOOR DRAINS ACCORDING TO LOCAL REQUIREMENTS.
 - SAFEWASTE PIPING ABOVE AND ALONG FLOOR SHALL BE SIZED IN ACCORDANCE WITH LOCAL CODE REQUIREMENTS.
 - COORDINATE SAFEWASTE LINE CONNECTIONS WITH EQUIPMENT ROUGH-IN.
 - P.V.C. (SCHEDULE 40) PIPE CAN BE USED FOR VENTS AND WASTE ONLY IF APPROVED BY LOCAL BUILDING CODES. SEE SPECS. FOR ADD'L. INFO.
 - SEE FOUNDATION PLAN FOR EXACT LOCATION OF FLOOR DRAINS AND FLOOR SINKS.
 - IF WALK-IN-BOX CONDENSATE LINE IS REQUIRED BY LOCAL CODE, PLUMBING CONTRACTOR SHALL FURNISH AND INSTALL 1 1/4" CONDENSATE LINE, AND SEAL AROUND ALL PENETRATIONS THROUGH THE WALK-IN-BOX.
 - HEAT TAPE IS PROVIDED BY WALK-IN-BOX MANUFACTURER AND INSTALLED BY ELECTRICAL CONTRACTOR. IT IS TO BE SELF-LIMITING TYPE, "FROSTEX" OR EQUAL.

1-1/4" PVC CONDENSATE LINE PROVIDED BY PLUMBING CONTRACTOR. SEE NOTES 11&12.

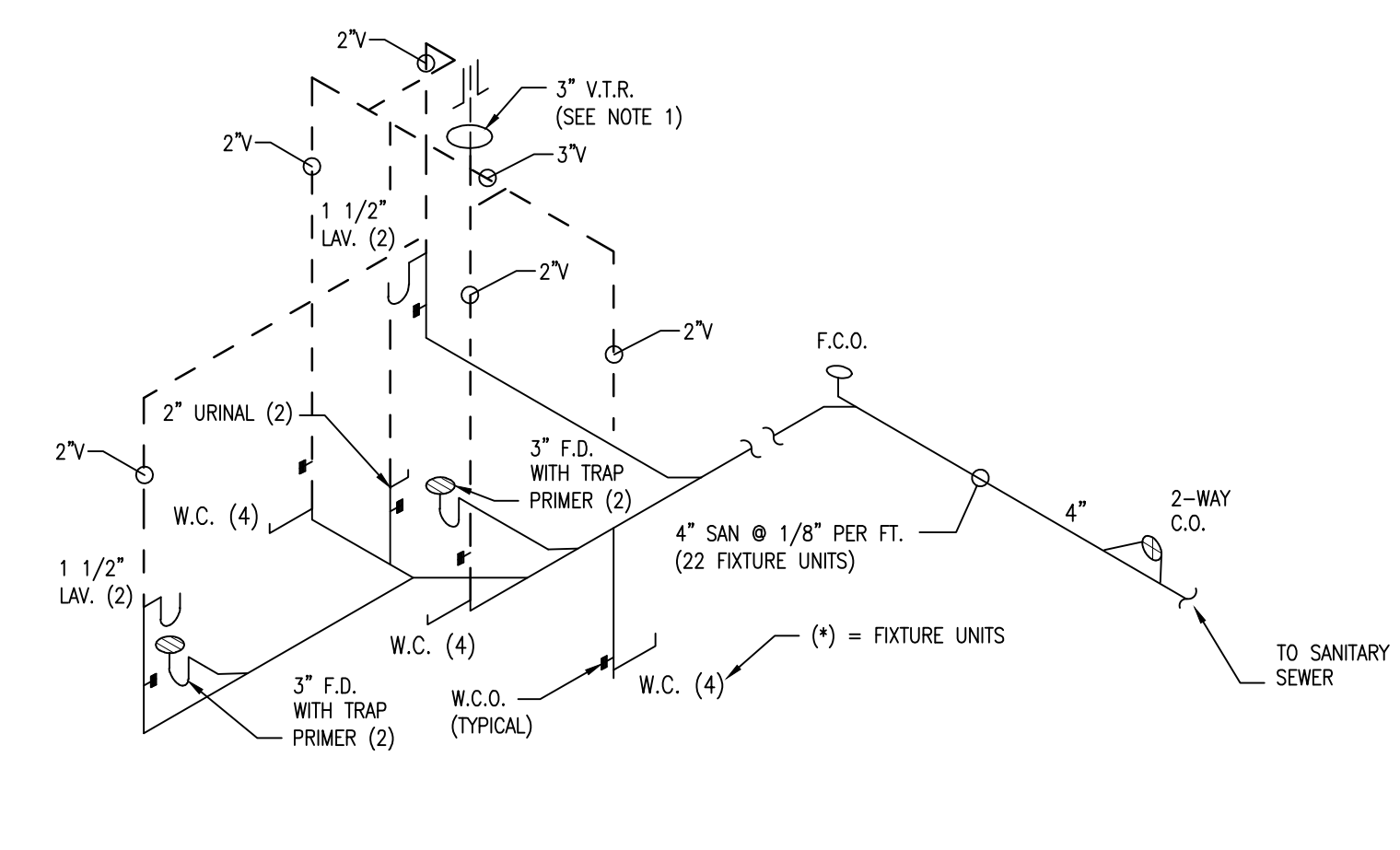


1 SANITARY AND GREASE WASTE PLAN
SCALE: 1/4" = 1'-0"

4 ROOF DRAIN RISER DIAGRAM
SCALE: NONE



2 GREASY WASTE RISER DIAGRAM
SCALE: NONE



3 SANITARY WASTE RISER DIAGRAM
SCALE: NONE

Issued:	Date:
A BKC Approval	10/29/2021
B Permit Set	1/21/2022
C Bid Set	1/24/2022
D Construction Set	3/14/2022
E	

Revisions:	Date:
1 Addendum #2	02/21/22
2	
3	
4	
5	
6	
7	
8	
9	

Seal	Seal
PROJECT ARCHITECT/ENGINEER	DATE
PROJECT LEAD	DATE
PROJECT DESIGNER	DATE

Copyright © 2022
APD Engineering & Architecture, LLC

Drawing Alteration
It is a violation of law for any person, unless acting under the direction of licensed Architect, Professional Engineer, Landscape Architect, or Land Surveyor to alter any item on this document in any way. Any licensee who alters this document is required by law to affix his or her seal and to add the notation "Altered by" followed by his or her signature and the specific description of the alteration or revision.

DO NOT SCALE PLANS
Copying, Printing, Software and other processes required to produce these prints can stretch or shrink the actual paper or layout. Therefore, scaling of this drawing may be inaccurate. Contact APD E&A with any need for additional dimensions or clarifications.

APD ENGINEERING ARCHITECTURE
615 Fishers Run Victor, NY 14564
585.742.2222 - www.apd.com

Ampler Development LLC
4700 Falls of Neuse Rd
Suite 400
Raleigh, NC 27609
phone: (513) 484-0965

Burger King Inc.
Store #
322 Pottstown Ave
Pennsburg, PA 18073
Montgomery County
Project Name & Location:

Sanitary & Grease Waste Plan & Risers
Drawing Name:

Date: 11/8/2021	Project No. 21-0327
Type: ROC-2502T	
Drawn By: NPM	P-1
Scale: As Noted	Drawing No.

PLOTID: 1/4/2022 7:58 AM v:\2021 jobs\327 - ampler - bk xxx - pennsburg job\building\cad\dwg\p1.dwg