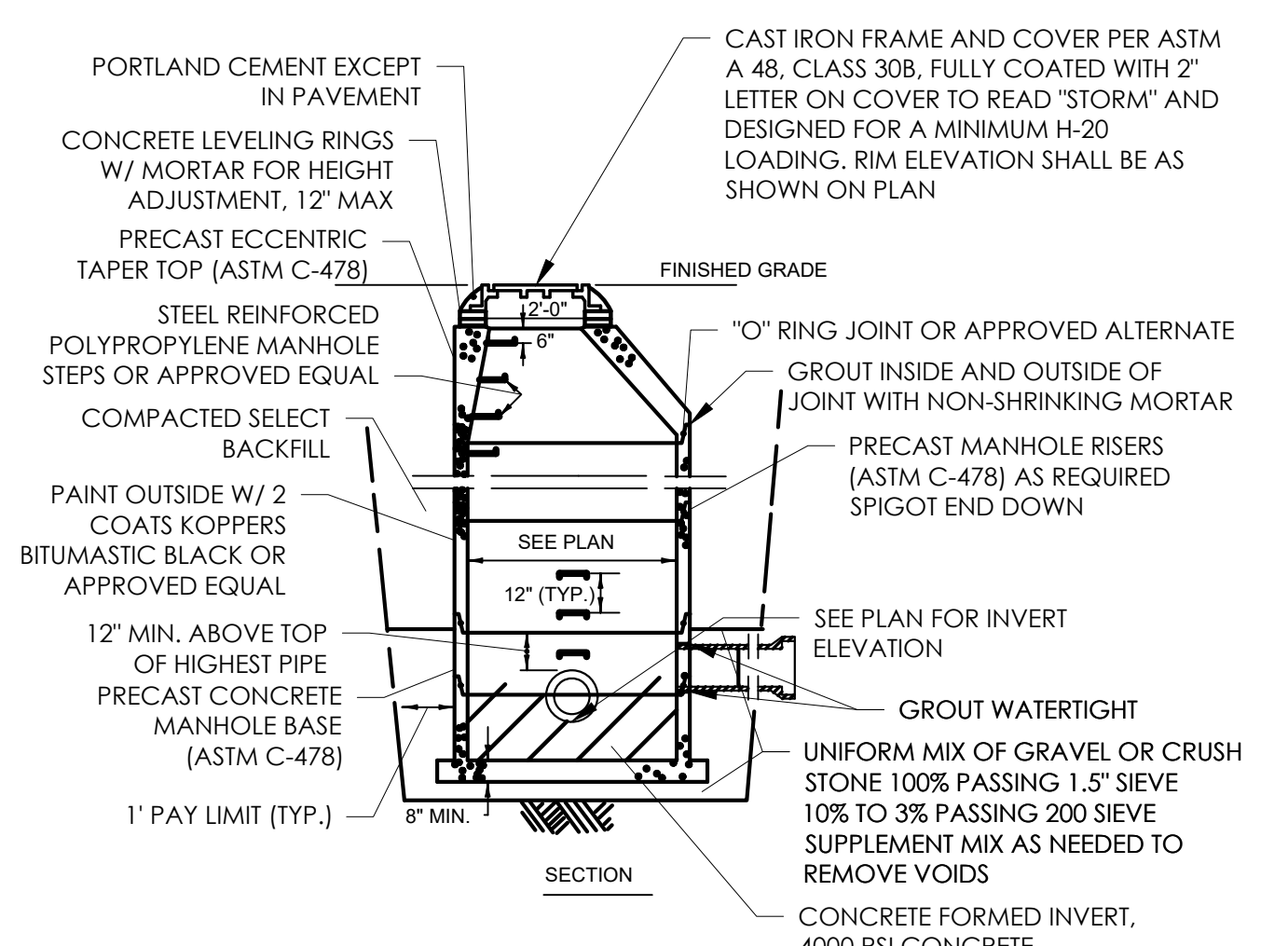
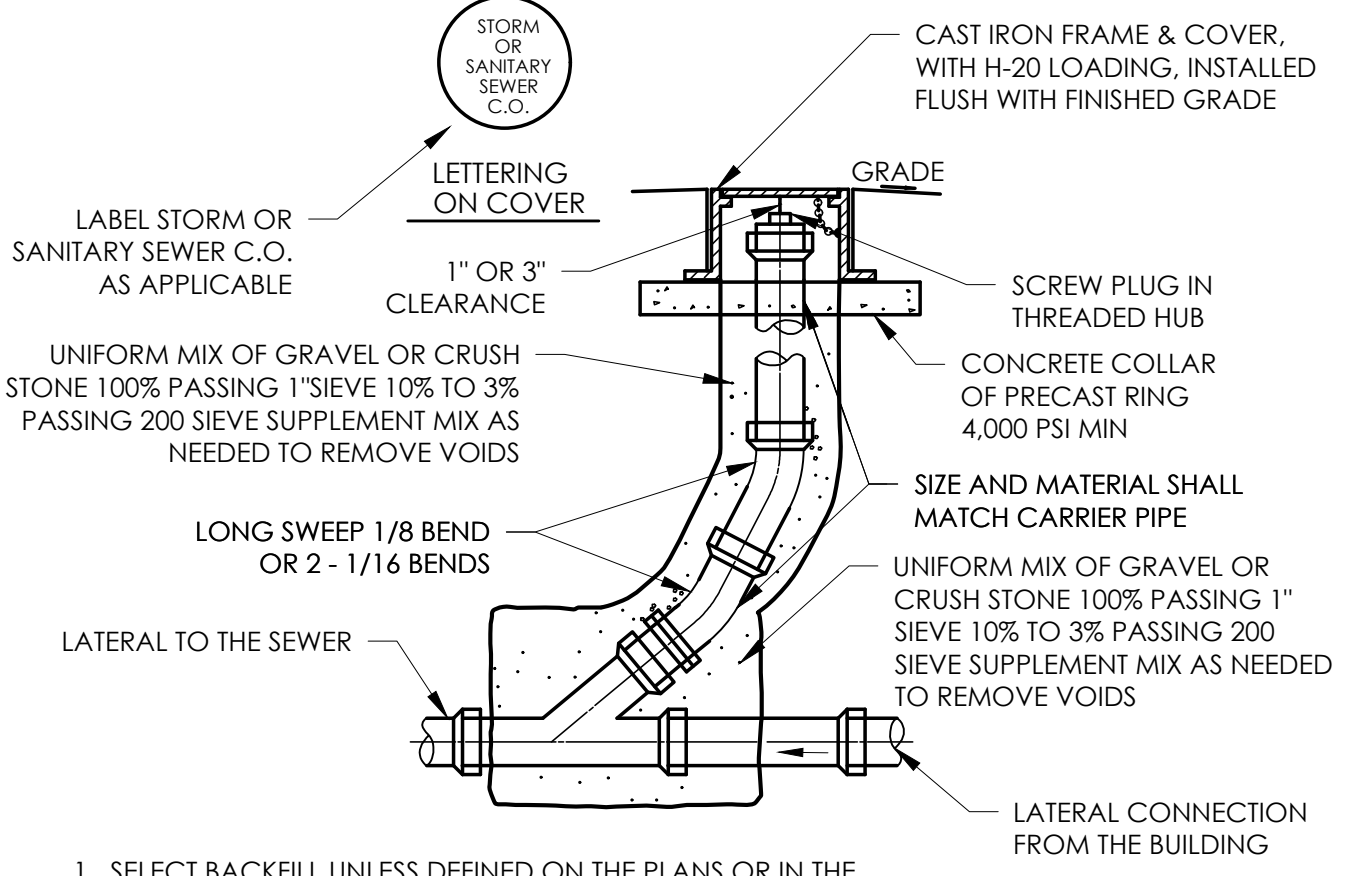


PIPE DIA. (INCHES)	A (INCHES)	B (INCHES)
UP TO 18	12	6
21 TO 36	12	9
OVER 36	18	12

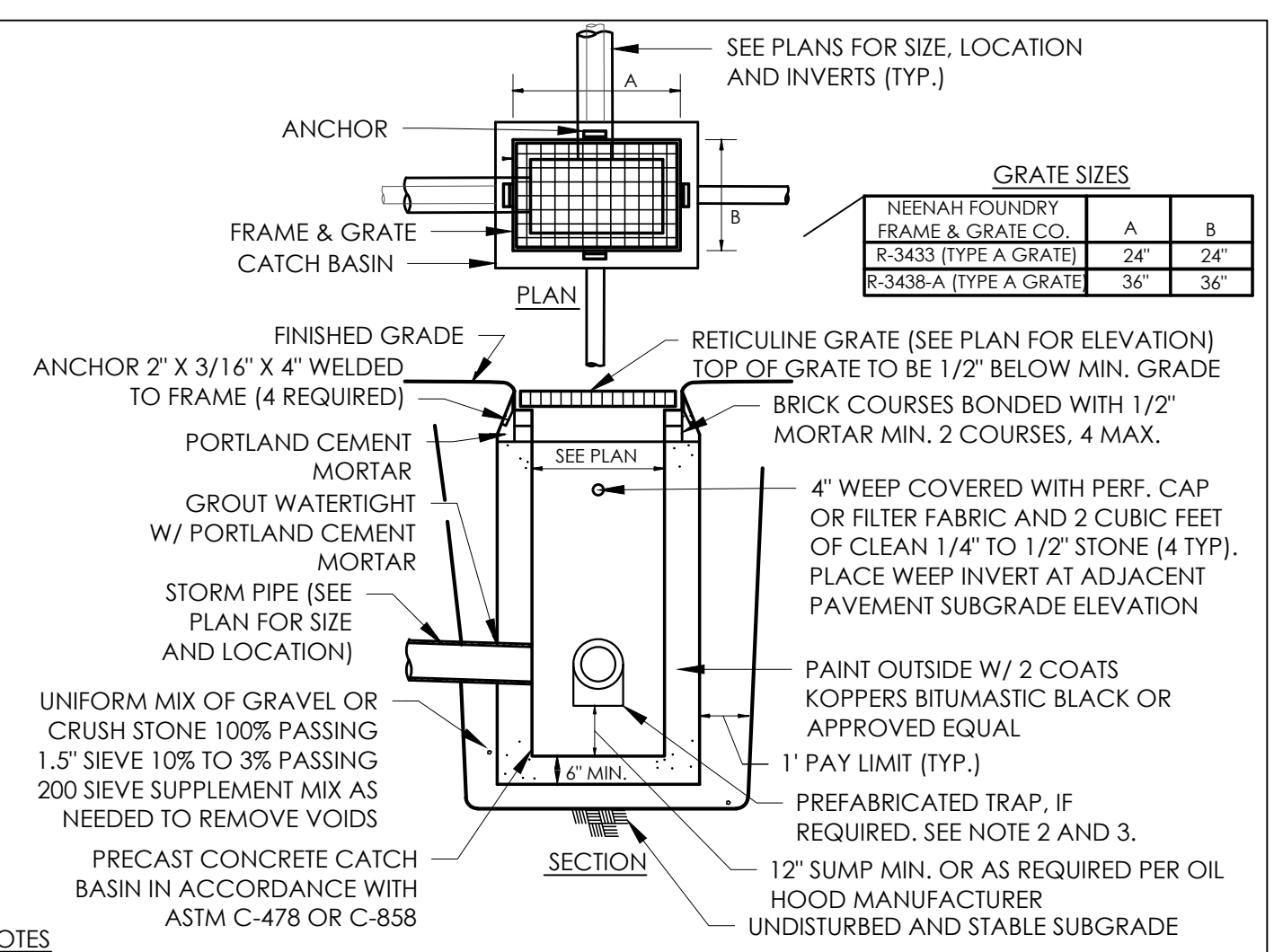
**WATER TRENCH DETAIL**  
N.T.S.



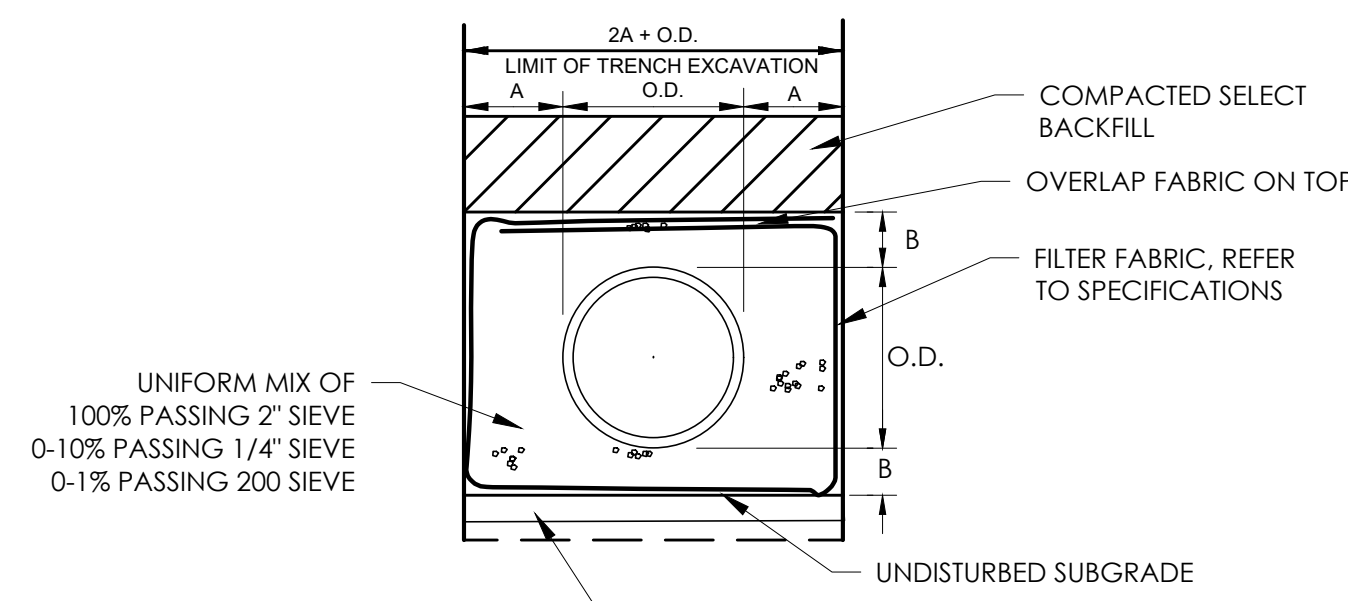
**STORM MANHOLE DETAIL**  
N.T.S.



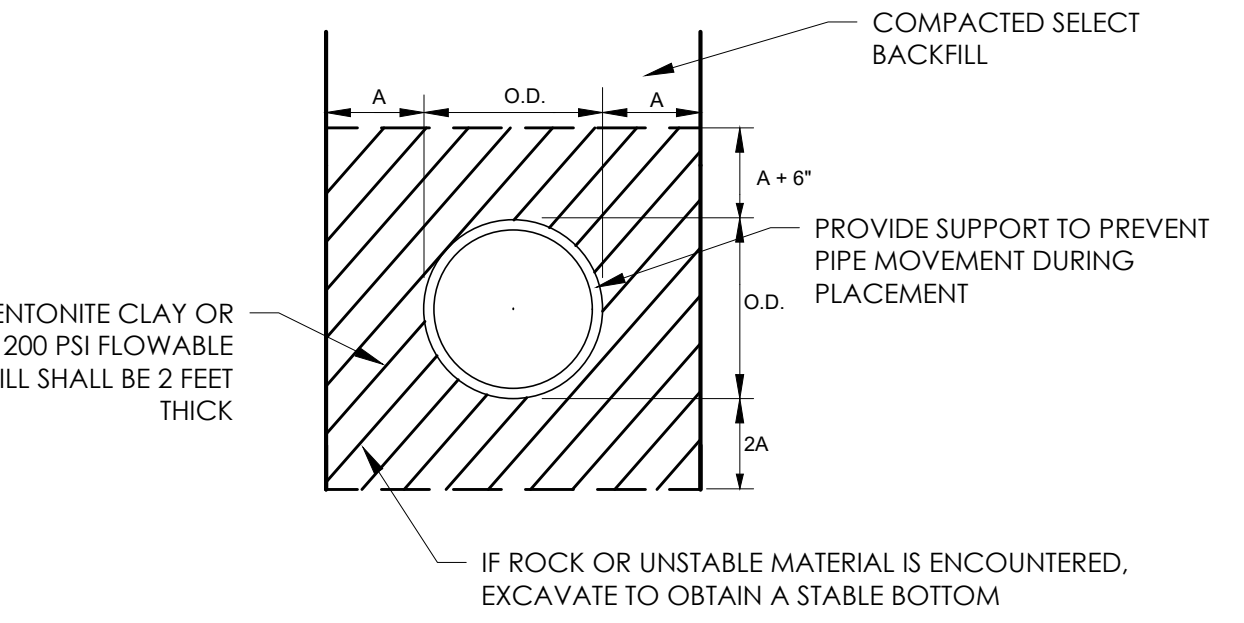
**SEWER CLEANOUT DETAIL**  
N.T.S.



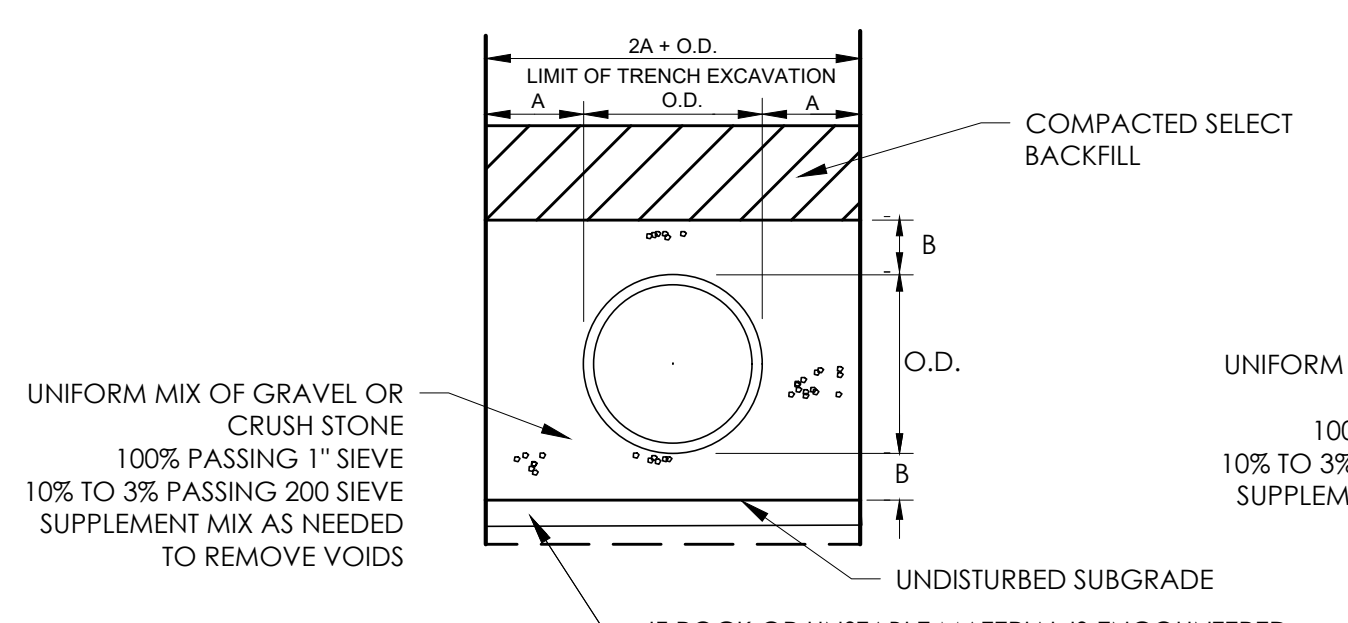
**CATCH BASIN DETAIL**  
N.T.S.



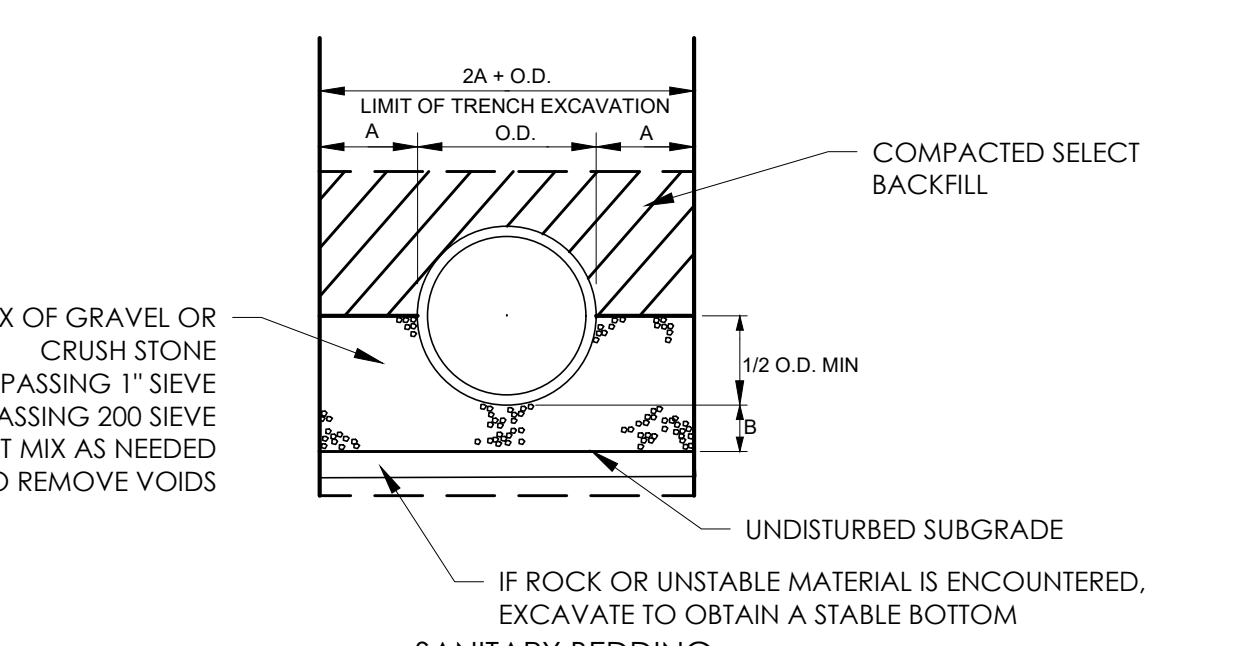
**PERFORATED STORM ENCASEMENT**



**ANTI-SEEPAGE COLLAR**  
MUST BE PLACED WHEN HOLE IS CLEAN AND DRY AND ALLOWED TO CURE IN SINGLE PLACEMENT.



**STORM ENCASEMENT**

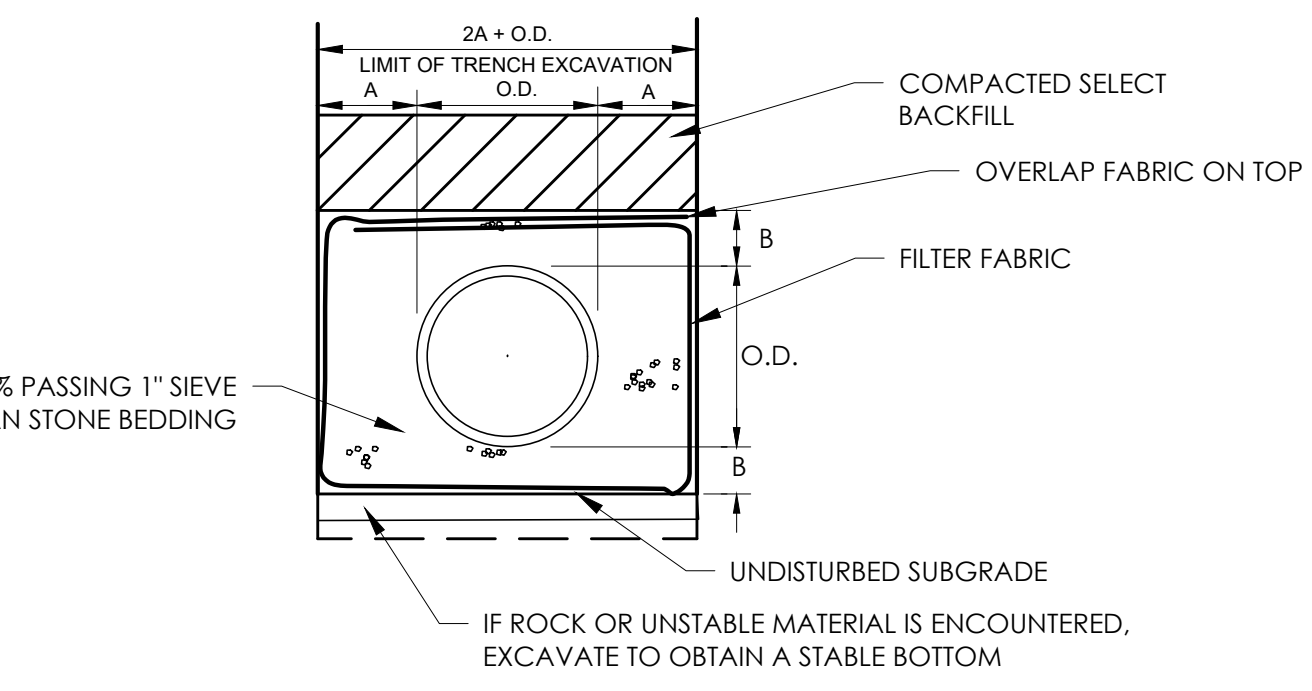


**SANITARY BEDDING**

PIPE DIA. (INCHES)	A (INCHES)	B (INCHES)
Up to 18	12	6
21 to 36	12	9
Over 36	18	12

- NOTES:**
- SELECT BACKFILL UNLESS DEFINED ON THE PLANS OR IN THE SPECIFICATIONS SHALL MEAN ON-SITE OR IMPORTED BACKFILL MEETING THE REQUIRED SPECIFICATIONS, ASTM 2321 FOR WELL GRADED MATERIAL WITH THE ADDED REQUIREMENT OF NO MATERIAL HAVING A DIMENSION EXCEEDING 3 INCHES.
  - IF CLEAN STONE BEDDING IS USED THE BEDDING SHALL BE ENIRCLED WITH FILTER FABRIC TO PREVENT SOILS FROM ENTERING THE VOIDS OF THE STONE.
  - REVIEW/UPDATE ON PROJECT SPECIFIC BASIS) ANTI-SEEPAGE COLLARS SHALL BE PROVIDED AT PROJECT LIMIT/PROPERTY LINE AND EVERY 1 FOOT ELEVATION DIFFERENCE ALONG SANITARY PIPE AND AT LEAST TWO ALONG STORM OUTLET PIPES THAT ARE PLACED IN DIKES OR BASIN RETAINMENT AREAS.

**PIPE BEDDING DETAILS**  
N.T.S.



**OPTIONAL STORM AND SANITARY ENCASEMENT WHEN USING CLEAN STONE**

**POST GUARD**  
37525 INTERCHANGE DR.  
FARMINGTON HILLS, MI 48335  
TOLL FREE: 1-866-737-8000  
PHONE: (248) 354-0090  
FAX: (248) 354-0095  
www.postguard.com

SELECT DESIRED SIZE:  
 24"  
 34"

**BLACK**

**GRAY**

**REFLECTIVE STRIPES:** 3M SCOTCHLITE REFLECTIVE SHEETING.

A	B	C	D	E	F	G	H	I
24"	34"	36"	42"	48"	54"	60"	66"	72"

**NOTES:**

- INSTALLATION TO BE COMPLETED IN ACCORDANCE WITH MANUFACTURER'S SPECIFICATIONS.
- DO NOT SCALE DRAWING.
- THIS DRAWING IS INTENDED FOR USE BY ARCHITECTS, ENGINEERS, CONTRACTORS, CONSULTANTS AND DESIGN PROFESSIONALS FOR PLANNING PURPOSES ONLY. THIS DRAWING MAY NOT BE USED FOR CONSTRUCTION.
- ALL INFORMATION CONTAINED HEREIN WAS CURRENT AT THE TIME OF DEVELOPMENT BUT MUST BE REVIEWED AND APPROVED BY THE PRODUCT MANUFACTURER TO BE CONSIDERED ACCURATE.
- CONTRACTOR NOTE: FOR PRODUCT AND COMPANY INFORMATION VISIT www.CADdetails.com/Info AND ENTER REFERENCE NUMBER 3384-010.

**LIGHT POLE GUARD**  
ROUND LIGHT POLE GUARD 34"

19\_Draft PROTECTED BY COPYRIGHT ©2022 CADDETAILS.COM/LLD. REVISION DATE: 03/11/2022 CAD96666.com

**POST GUARD**  
37525 INTERCHANGE DR.  
FARMINGTON HILLS, MI 48335  
TOLL FREE: 1-866-737-8000  
PHONE: (248) 354-0090  
FAX: (248) 354-0095  
www.postguard.com

SELECT DESIRED SIZE:  
 4' X 5'  
 4' X 6'  
 5' X 6'  
 6' X 6'  
 7' X 7'  
 8' X 7' X 7'  
 10' X 8' X 6'  
 12' X 8' X 6'

**REFLECTIVE STRIPES:** 3M SCOTCHLITE REFLECTIVE SHEETING.

A	B	C	D	E	F	G	H	I
48"	60"	72"	84"	96"	108"	120"	132"	144"

**NOTES:**

- INSTALLATION TO BE COMPLETED IN ACCORDANCE WITH MANUFACTURER'S SPECIFICATIONS.
- DO NOT SCALE DRAWING.
- THIS DRAWING IS INTENDED FOR USE BY ARCHITECTS, ENGINEERS, CONTRACTORS, CONSULTANTS AND DESIGN PROFESSIONALS FOR PLANNING PURPOSES ONLY. THIS DRAWING MAY NOT BE USED FOR CONSTRUCTION.
- ALL INFORMATION CONTAINED HEREIN WAS CURRENT AT THE TIME OF DEVELOPMENT BUT MUST BE REVIEWED AND APPROVED BY THE PRODUCT MANUFACTURER TO BE CONSIDERED ACCURATE.
- CONTRACTOR NOTE: FOR PRODUCT AND COMPANY INFORMATION VISIT www.CADdetails.com/Info AND ENTER REFERENCE NUMBER 3384-011.

**BOLLARD COVERS**  
POST GUARD BOLLARD COVER: 4.9'X32", 4.9'X64", 7'X32", 7'X64", 7'X72", 8.1'X32", 10.1'X32", 13.3'X32"

19\_Draft PROTECTED BY COPYRIGHT ©2022 CADDETAILS.COM/LLD. REVISION DATE: 03/11/2022 CAD96666.com

Issued: \_\_\_\_\_ Date: \_\_\_\_\_

A		
B		
C		
D		
E		
F		
G		
H		

Revisions: \_\_\_\_\_ Date: \_\_\_\_\_

1	Revised per Addendum # 1	02/08/22
2		
3		
4		
5		
6		
7		
8		

**TODD MARKEVICZ**  
REGISTERED PROFESSIONAL ENGINEER  
PE084166  
PA 03/11/22 Seal

FOR CONSTRUCTION

CIVIL ENGINEER OF RECORD  
Name: Todd G. Markevicz  
Penn. License No.: PE084166  
Exp. Date: September 30, 2023  
Firm Approval No.: 002215

Copyright © 2022  
APD Engineering & Architecture, LLC  
1122 WYOMING ST.  
SUITE 400  
PENNSBURG, PA 15260

Drawing Alteration  
It is a violation of law for any person, unless acting under the direction of licensed Architect, Professional Engineer, Landscape Architect, or Land Surveyor to alter any item on this document in any way. Any licensee who alters this document is required by law to affix his or her seal and to add the notation "Altered By" followed by his or her signature and the specific description of the alteration or revision.

DO NOT SCALE PLANS  
Copying, Printing, Software and other processes required to produce these prints can stretch or shrink the actual paper or layout. Therefore, scaling of this drawing may be inaccurate. Contact Engineer of Record with any need for additional dimensions or clarifications.

**APD ENGINEERING ARCHITECTURE**  
615 Fishers Run Victor, NY 14564  
585.742.2222 - www.apd.com

**Ampler Development LLC**  
4700 Falls of Neuse Rd  
Suite 400  
Raleigh, NC 27609  
phone: (313) 484-0965

**Burger King Store#:**  
322 Poltstown Ave.  
Pensburg, PA 18073  
Montgomery County (Pensburg Borough)  
Project Name & Location:

**Details Sheet**

Drawing Name: \_\_\_\_\_  
Project No. 21-0327

Date: 01/21/22  
Type: \_\_\_\_\_

Drawn By: SAS  
Scale: N.T.S.

C7  
Drawing No. \_\_\_\_\_