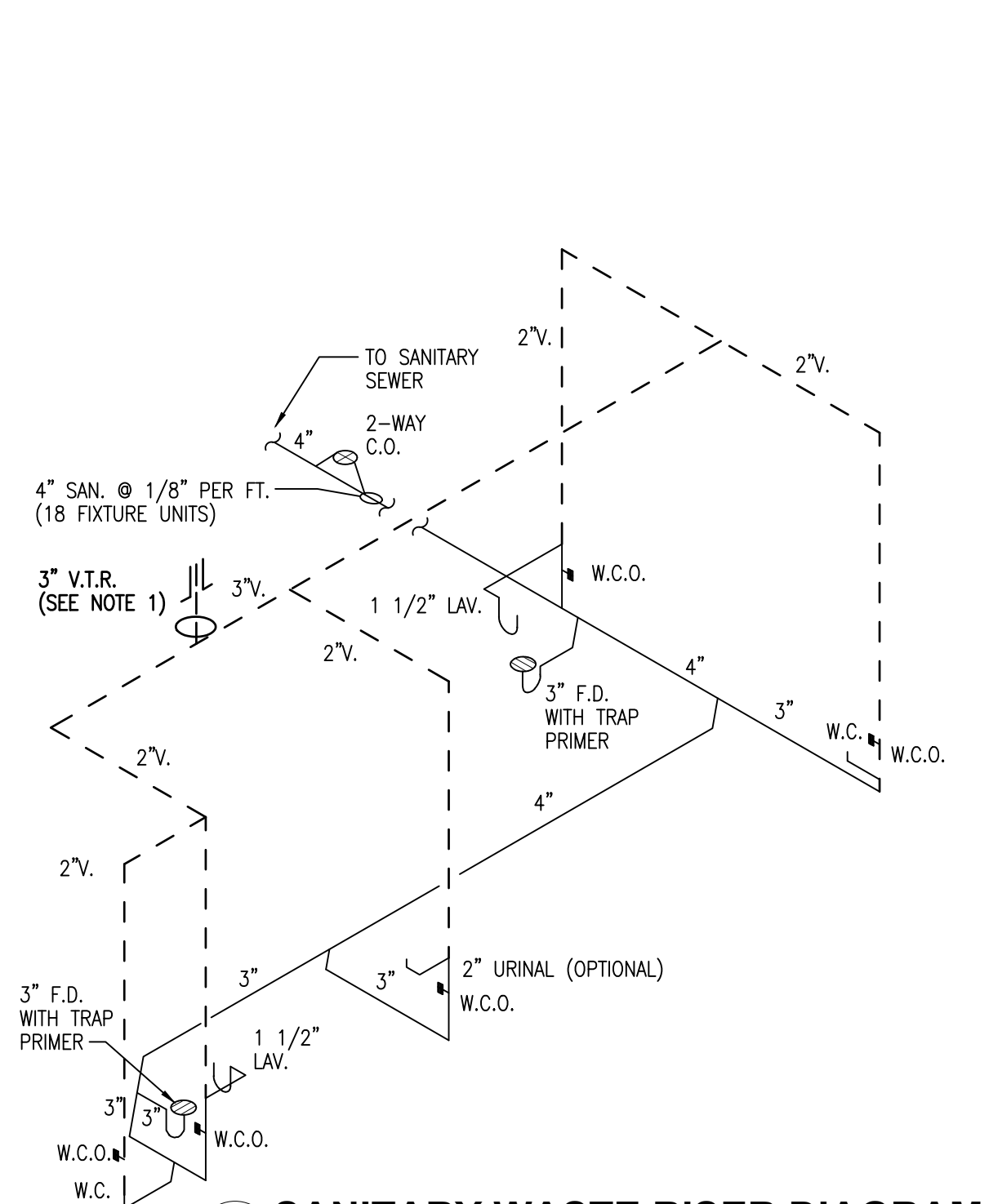


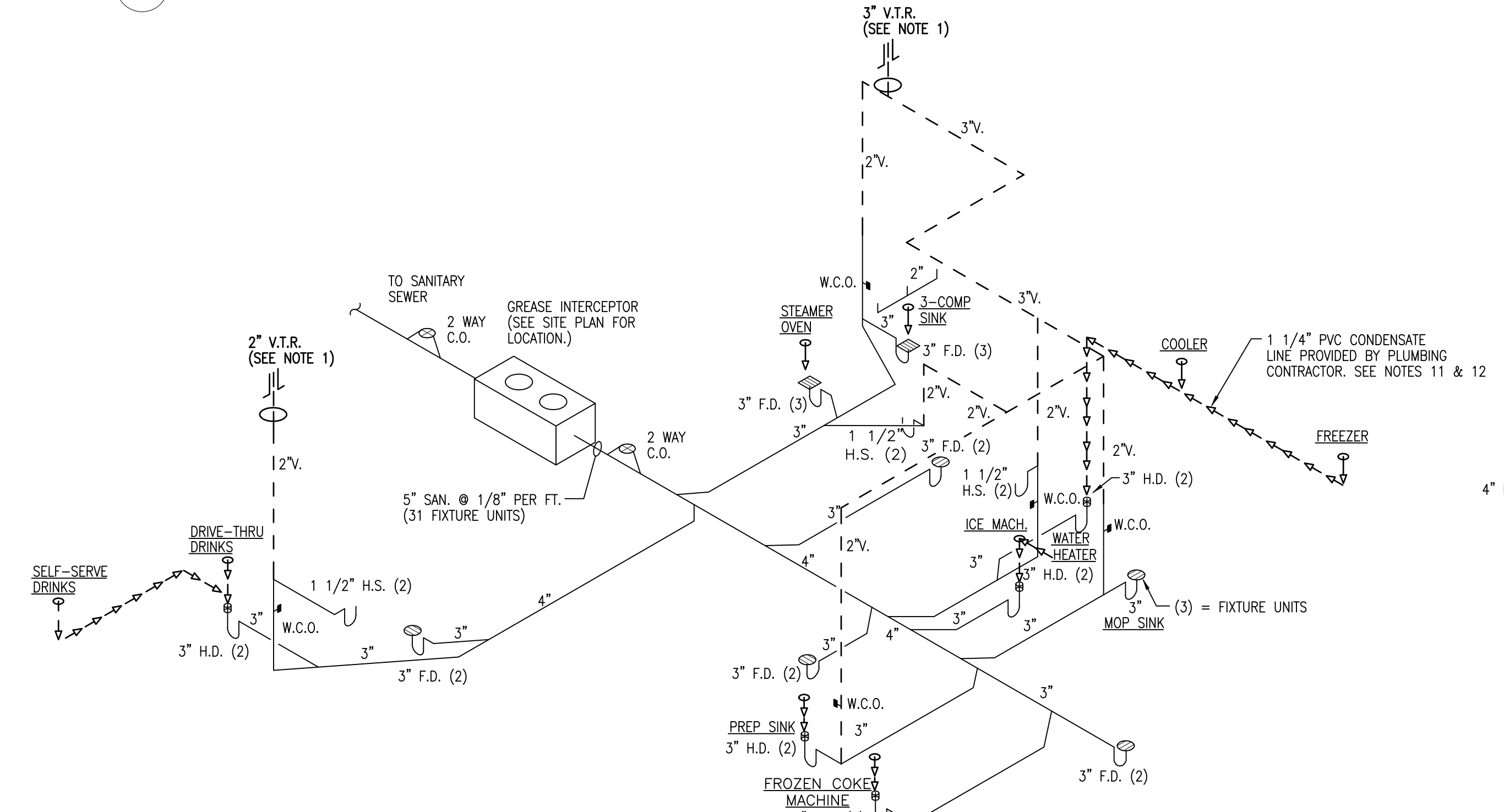
**NOTES:**

1. PLUMBING CONTR. TO COORDINATE VENT STACKS WITH OUTSIDE AIR INTAKES OF A/C UNITS AND SUPPLY FANS & MAINTAIN AT LEAST 10'-0" MIN. CLEARANCE OR AS PER LOCAL CODE REQUIREMENTS. FLAT VENTS ARE NOT ALLOWED.
2. INCREASE V.I.R.'S TO SIZE REQUIRED BY LOCAL CODES AND CONDITIONS AS REQUIRED FOR FROST ENCLOSURE. FLAT VENTS ARE NOT ALLOWED.
3. RUN SYRUP LINES FROM SODA FACTORY TO DRINK DISPENSER ABOVE CEILING.
4. CAST IRON PIPE MAY BE USED UNDER SLAB IN LIEU OF PVC ONLY IF REQUIRED BY CODE.
5. PROVIDE CONDENSATE LINES FROM A/C UNITS ABOVE CEILING ACCORDING TO LOCAL CODE REQUIREMENTS.
6. RESEAL FLOOR DRAINS ACCORDING TO LOCAL REQUIREMENTS.
7. SAFEWASTE PIPING ABOVE AND ALONG FLOOR SHALL BE SIZED IN ACCORDANCE WITH LOCAL CODE REQUIREMENTS.
8. COORDINATE SAFEWASTE LINE CONNECTIONS WITH EQUIPMENT ROUGH-IN.
9. P.V.C. (SCHEDULE 40) PIPE CAN BE USED FOR VENTS AND WASTE ONLY IF APPROVED BY LOCAL BUILDING CODES. SEE SPECS. FOR ADD'L INFO.
10. SEE FOUNDATION PLAN FOR EXACT LOCATION OF FLOOR DRAINS AND FLOOR SINKS.
11. IF WALK-IN-BOX CONDENSATE LINE IS REQUIRED BY LOCAL CODE, PLUMBING CONTRACTOR SHALL FURNISH AND INSTALL 1 1/4" CONDENSATE LINE, AND SEAL AROUND ALL PENETRATIONS THROUGH THE WALK-IN-BOX.
12. HEAT TAPE IS PROVIDED BY WALK-IN-BOX MANUFACTURER AND INSTALLED BY ELECTRICAL CONTRACTOR. IT IS TO BE SELF-LIMITING TYPE, "FROSTEX" OR EQUAL.

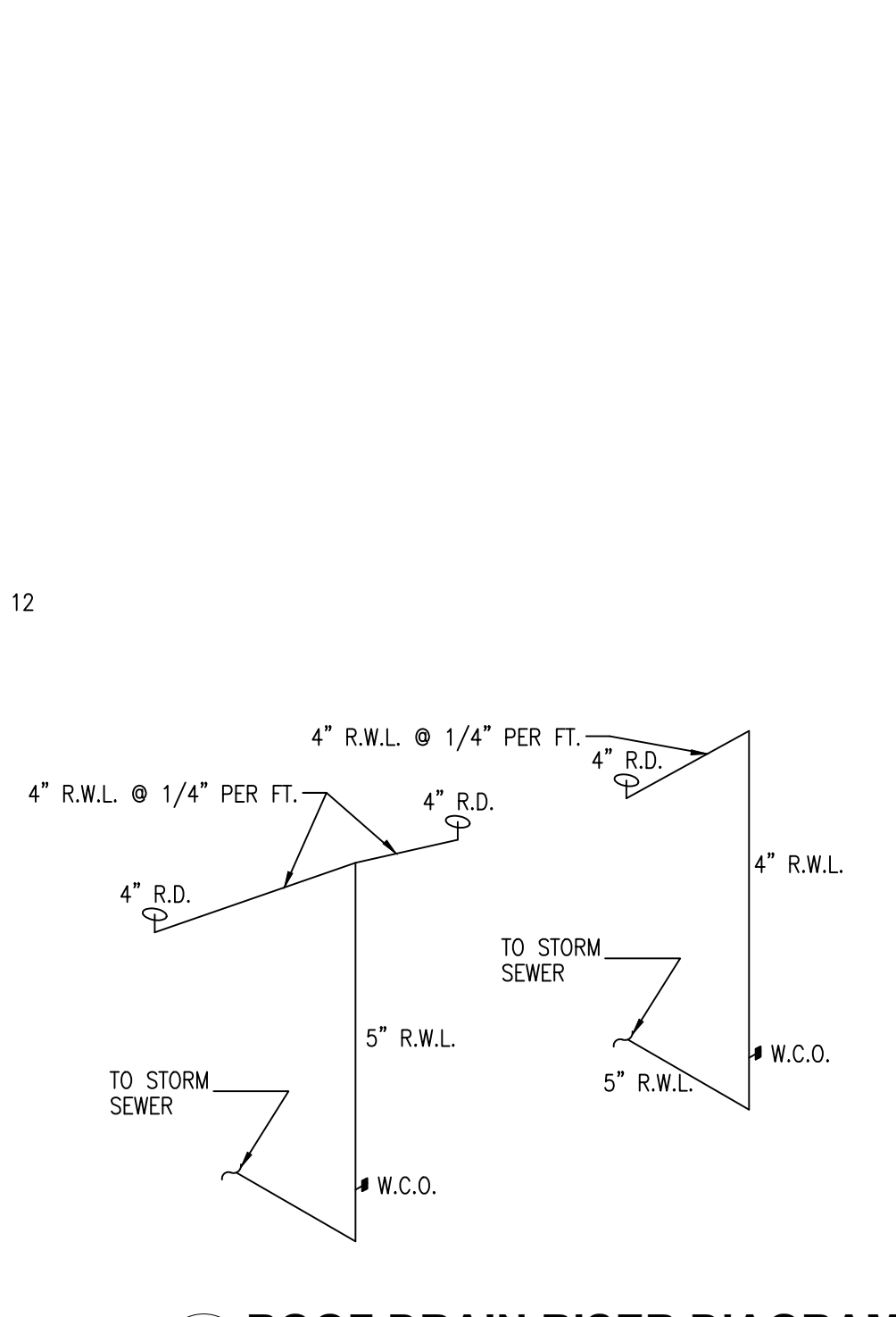
**1 SANITARY AND GREASY WASTE PLAN**  
SCALE: 1/4" = 1'-0"



**2 SANITARY WASTE RISER DIAGRAM**  
SCALE: NONE



**3 GREASY WASTE RISER DIAGRAM**  
SCALE: NONE



**4 ROOF DRAIN RISER DIAGRAM**  
SCALE: NONE

Issued:	Date:
A BKC Approval	10/29/2021
B Permit Set	1/28/2022
C Bid Set	4/25/2022
D	
E	

Revisions:	Date:
1	
2	
3	
4	
5	
6	
7	
8	
9	

Seal	Seal
PROJECT ARCHITECT/ENGINEER	DATE
PROJECT LEAD	DATE
PROJECT DESIGNER	DATE

Copyright © 2022  
APD Engineering & Architecture, LLC  
Drawing Alteration  
It is a violation of law for any person, unless acting under the direction of licensed Architect, Professional Engineer, Landscape Architect, or Land Surveyor to alter any item on this document in any way. Any licensee who alters this document is required by law to affix his or her seal and to add the notation "Altered by" followed by his or her signature and the specific description of the alteration or revision.  
**DO NOT SCALE PLANS**  
Copying, Printing, Software and other processes required to produce these prints can stretch or shrink the actual paper or layout. Therefore, scaling of this drawing may be inaccurate. Contact APD E&A with any need for additional dimensions or clarifications.



**Burger King Inc.**  
Store # 30011  
108 Egg Harbor Road  
Sewell, NJ 08080  
Gloucester County  
Project Name & Location:

**SANITARY & GREASY WASTE PLAN & RISERS**  
Drawing Name:

Date: 11/8/2021	Project No.
Type: BK ROC-60	21-0458
Drawn By: SR	P-1
Scale: As Noted	Drawing No.