



# ORDER NUMBER 39491171

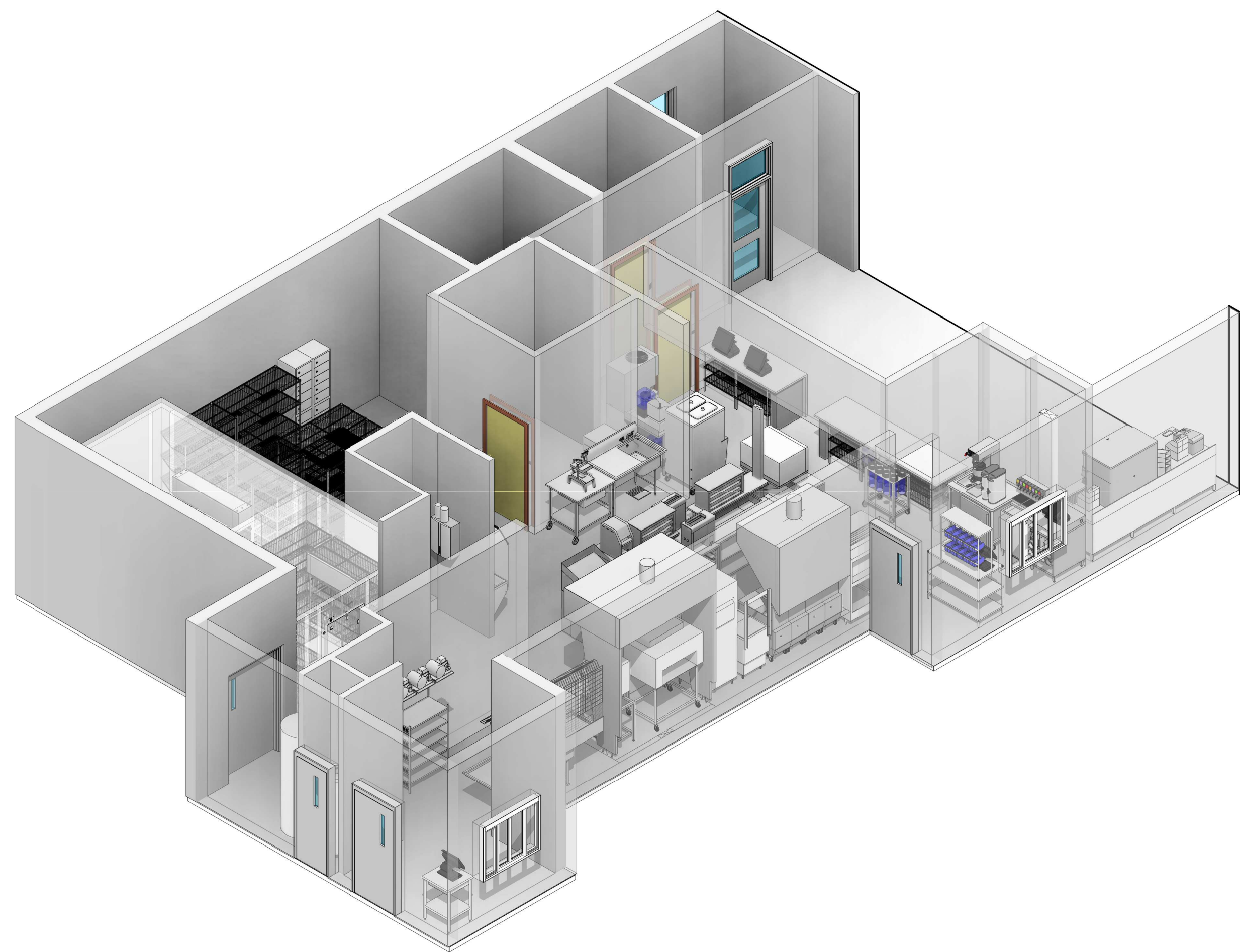
Derry Street & Milroy Road

Harrisburg, PA 17104

### SHEET LIST

SHEET NUM.	SHEET NAME
A0.0	KES COVER SHEET
K1.0	KES EQUIPMENT PLAN
K2.0	KES SCHEDULES
K3.0	KES ELEVATIONS
K4.0	KES NOTES AND DETAILS
K4.1	KES FRYER HOOD DETAILS
K4.2	KES BROILER HOOD DETAILS
KE1.0	KES ELECTRICAL PLAN
KM1.0	KES MECHANICAL PLAN
KP1.0	KES PLUMBING PLAN

REV	DATE	DESCRIPTION	BY
C	01/14/2021	ADDED CHICKEN BATTER STATION	dk996
B	08/06/2020	ROTARY BUILDING SHELL	dk996
A	07/15/2020	INITIAL ISSUE	dk996



*Make it Wonderful*



© 2020 Franke Foodservice Systems Americas, Inc.  
 800 Aviation Parkway  
 Smyrna, TN 37167  
 Tel. +1800 472-2954  
 fr-customer-service@franke.com  
 www.frankeusupply.com

Exclusion of Liability:  
 FRANKE shall not be responsible for the accuracy of the floor plans and construction drawings. All dimensions and construction specifications shall be confirmed by the client prior to installation. Specifications for power consumption and connections are limited to equipment supplied by FRANKE. All third party accessories shown are within the responsibility of the client. FRANKE reserves the right to change equipment without notice.

### ACCOUNT

**BURGER KING**

RESTAURANT #

N/A

TITLE

KES COVER SHEET

OPERATOR

Royal Food Group, LLC

SITE ADDRESS

Derry Street & Milroy Road

CITY

Harrisburg

STATE

PA

ZIP CODE

17104

COUNTRY

USA

REGION

N. AMERICA

BUILDING TYPE

FREESTANDING

ELECTRICAL SERVICE

208-230V/60Hz

GAS SERVICE

NATURAL

MARKET MANAGER

MYLES COUYOUMJIAN

FRANKE PROJECT NUMBER

1413898

FRANKE STORE NUMBER

5182506

CREATED BY

DK996

DATE ISSUED

01/14/2021

MODIFIED BY

dk996

DRAWING SCALE

As Noted

UNITS

INCH

DRAWING NUMBER

Harrisburg, PA

SHEET NAME

**A0.0**

REVISION

C

### FRANKE CONTACT INFORMATION

MARKET MANAGER	MYLES COUYOUMJIAN
EMAIL	MYLES.COUYOUMJIAN@FRANKE.COM
PHONE	978-852-2959
PROJECT MANAGER	STEPHANIE RIVERO
EMAIL	STEPHANIE.RIVERO@FRANKE.COM
PHONE	615-462-4098

NOTE BUILDING SHELL BY ARCHITECT

EQUIPMENT KEYNOTES

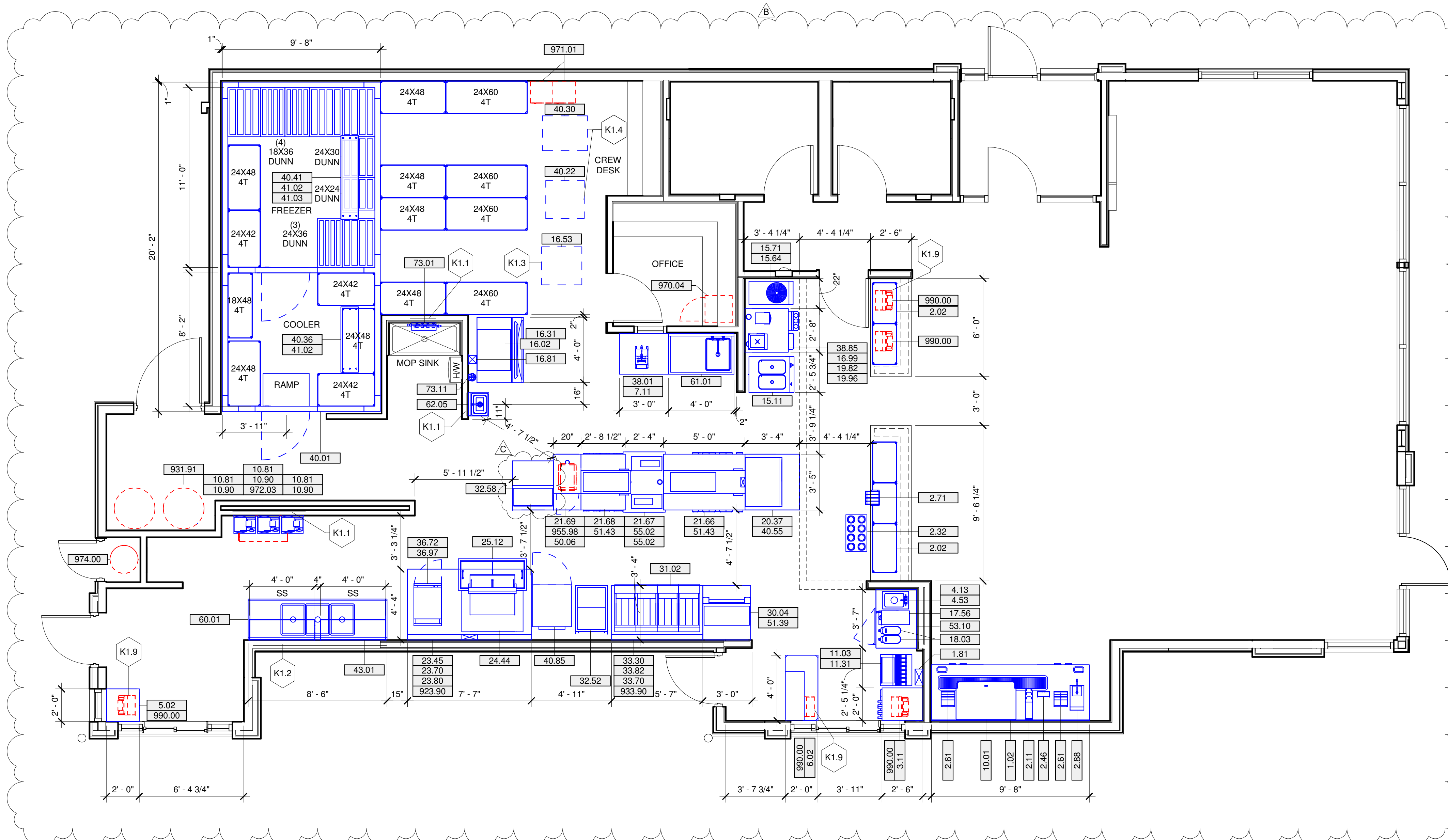
KEY VALUE	KEYNOTE TEXT
K1.1	WALL BACKING BY G.C.
K1.2	WALL BACKING BY G.C. SEE DETAILS ON SHEET K4-G.G. TO EXTEND BACKING BEYOND END OF EQUIPMENT, EACH SIDE.
K1.3	ICE MACHINE REMOTE COND. UNIT ON ROOF BY G.C. VERIFY LOCATION SEE NOTE GC7)
K1.4	WALK-IN BOX REMOTE COND. UNIT ON ROOF BY G.C. VERIFY LOCATION SEE NOTE GC7)
K1.9	ALL P.O.S SYSTEM SUPPLIED & INSTALLED BY OWNER.

REV	DATE	DESCRIPTION
C	01/14/2021	ADDED CHICKEN BATTER STATION
B	08/06/2020	ROTARY BUILDING SHELL
A	07/15/2020	INITIAL ISSUE

*Make it Wonderful*

**FRANKE**

Frankie Foodservice Systems Americas, Inc.  
 800 Aviation Parkway  
 Smyrna, TN 37167  
 Tel. +1800 472-2954  
 fr-customerservice.us@franke.com  
 www.frankeusupply.com



**1** KES Equipment Plan  
 1/4" = 1'-0"

DRAWING NOTES

- THIS DRAWING REFLECTS THE EQUIPMENT ORDERED AS OF THE DATE SHOWN. ADDITIONS OR DELETIONS MAY BE MADE TO THE ORDER, AND THESE CHANGES MAY NOT BE REFLECTED IN THIS DRAWING. PLEASE CONTACT FRANKE, INC. TO ADDRESS ANY QUESTIONS OR TO CONFIRM YOUR ORDER.
- ANY DEVIATIONS FROM THESE PLANS, FOR ANY REASON, SHALL NOT BE DONE WITHOUT PRIOR WRITTEN NOTIFICATION TO FRANKE FOODSERVICE SYSTEMS, INC. FRANKE FOODSERVICE SYSTEMS, INC. SHALL NOT BE HELD RESPONSIBLE FOR DEVIATIONS, CHANGES, ADDITIONS OR DELETIONS NOT REVIEWED AND APPROVED IN ADVANCE BY A FRANKE REPRESENTATIVE.
- FRANKE FOODSERVICE SYSTEMS HAS PREPARED THESE PLANS AS ACCURATELY AS POSSIBLE WITH THE ARCHITECTURAL INFORMATION PROVIDED. FRANKE CANNOT BE HELD RESPONSIBLE FOR ADDITIONAL CONSTRUCTION COSTS DUE TO INACCURATE OR INCOMPLETE ARCHITECTURAL INFORMATION. ANY COSTS INCURRED DUE TO ADJUSTMENTS TO THESE PLANS BASED ON-SITE CONDITIONS, SHALL BE AT THE OWNER'S EXPENSE.
- FOR ANY KITCHEN AREAS NOT SHOWING EQUIPMENT, NO WORK IS TO BE PERFORMED IN THAT AREA UNLESS SPECIFICALLY INSTRUCTED OTHERWISE ON THESE DRAWINGS OR BY A FRANKE REPRESENTATIVE IN A WRITTEN COMMUNICATION.

GENERAL CONTRACTOR NOTES

- PRIOR TO CONSTRUCTION START, IT IS RECOMMENDED THAT THE GENERAL CONTRACTOR VERIFY ALL BUILDING DIMENSIONS, EQUIPMENT PLACEMENT, FURNITURE PLACEMENT, & UTILITY LOCATIONS. PLEASE NOTIFY A FRANKE REPRESENTATIVE IN WRITING IF ADJUSTMENTS TO THE DRAWINGS ARE REQUIRED.
- ALL WORK SHALL BE PERFORMED BY A QUALIFIED LICENSED CONTRACTOR IN ACCORDANCE WITH ALL COUNTRY, STATE, & LOCAL CODES.
- ALL WORK SHALL BE COMPLETED IN A NEAT, PROFESSIONAL, & SAFE WORKMAN-LIKE MANNER.
- NOTIFY FRANKE IMMEDIATELY IF COMPLIANCE WITH ANY CODES IS IN CONFLICT WITH THESE DRAWINGS.
- NOTIFY FRANKE IMMEDIATELY IF THESE DRAWINGS DIFFER FROM THE ARCHITECTURAL OR MEP DRAWINGS.
- THESE DRAWINGS ONLY INCLUDE THE REQUIREMENTS FOR THE ITEMS PROVIDED BY FRANKE. G.C. TO VERIFY THE REQUIREMENTS FOR ITEMS NOT PROVIDED BY FRANKE. REFER TO ARCHITECTURAL, STRUCTURAL, OR MEP DRAWING FOR OTHER REQUIREMENTS.
- G.C. SHALL PROVIDE & INSTALL PLYWOOD WALL BACKING FOR EQUIPMENT WHERE IT IS REQUIRED.
- G.C. TO DETERMINE THE LOCATION OF & SET REMOTE CONDENSERS ON ROOF.
- G.C. TO PROVIDE & INSTALL EQUIPMENT STAND & PITCH PANS FOR ROOF MOUNTED CONDENSING UNITS.
- G.C. SHALL PROVIDE ACCESS FOR THE EQUIPMENT TRUCK TO WITHIN 10' (3m) OF THE BUILDING DOORS PRIOR TO THE ARRIVAL OF THE EQUIPMENT TRUCK AT THE RESTAURANT.
- BY OWNER EQUIPMENT WILL BE LISTED IN THE MAIN EQUIPMENT SCHEDULE.

	EXISTING EQUIPMENT
	DEMOLISHED EQUIPMENT
	RELOCATED EQUIPMENT
	NEW EQUIPMENT
	FUTURE EQUIPMENT

Exclusion of Liability:  
 FRANKE does not accept responsibility for the accuracy of the floor plans and construction drawings. All dimensions and construction specifications are the property of Franke Technology and Trademark Ltd. and shall not be reproduced, copied or transferred to any third party without the prior written permission of Franke Technology and Trademark Ltd. (Hertford, Hertfordshire)

ACCOUNT	BURGER KING
RESTAURANT #	N/A
TITLE	KES EQUIPMENT PLAN
OPERATOR	Royal Food Group, LLC
SITE ADDRESS	Derry Street & Milroy Road
CITY	Harrisburg
STATE	PA
ZIP CODE	17104
COUNTRY	USA
REGION	N. AMERICA

BUILDING TYPE	FREESTANDING
ELECTRICAL SERVICE	208-230V/60Hz
GAS SERVICE	NATURAL
MARKET MANAGER	MYLES COUYOUMJIAN
FRANKE PROJECT NUMBER	1413898
FRANKE STORE NUMBER	5182506

CREATED BY	DK996
DATE ISSUED	01/14/2021
MODIFIED BY	dk996
DRAWING SCALE	As Noted
UNITS	INCH
DRAWING NUMBER	Harrisburg, PA

SHEET NAME	<b>K1.0</b>
REVISION	C

**KES EQUIPMENT SCHEDULE**

ITEM #	ST.	QTY.	DESCRIPTION	MANUFACTURER	MODEL #	FRANKE PART #	UL #	NSF	FURNISHED BY	REMARKS
1.02	N	1	9'-8" ROC MAIN BEVERAGE STATION	FRANKE	18014805	F501739	-	2	FRANKE	-
1.81	N	1	SERVICE CHASE	FRANKE	-	18000937	-	2	FRANKE	5'-3/4" x 11'-3/4" FOR SODA LINES
2.02	N	10	DRY STORAGE SHELVING	INTERMETRO	-	-	-	2	FRANKE	-
2.04	N	20	UNDERCOUNTER POST	INTERMETRO	-	-	-	2	FRANKE	NOT SHOWN
2.11	N	1	CUP LID HOLDER	FRANKE	-	18006489	-	-	FRANKE	-
2.32	N	1	MOBILE CUP DISPENSER CART	FRANKE	-	18006842	-	2	FRANKE	F(8) CUP DISPENSERS
2.46	N	1	STRAW DISPENSER	VOLLFRATH	3815-28	610896	-	2	FRANKE	-
2.61	N	2	UNIVERSAL CONDIMENT HOLDER	FRANKE	-	18003859	-	2	FRANKE	-
2.71	N	1	4-COMPARTMENT CONDIMENT BIN HOLDER	FRANKE	-	18000982	-	2	FRANKE	-
2.88	N	1	EXTREME COUNTERTOP DISPENSER	SERVER PRODUCTS	ECD 07500	620754	-	-	FRANKE	-
3.11	N	1	24"W x 30"D DRIVE THRU TABLE W/CUP DISPENSER	FRANKE	-	18005294	-	2	FRANKE	-
4.13	N	1	DRIVE THRU TABLE W/ HAND SINK	FRANKE	18006428	F501505	-	2	FRANKE	-
4.53	N	1	DROP-IN SINK	ADVANCE TABCO	DI-15	19000444	-	2	FRANKE	-
5.02	N	1	POST TABLE	FFSUS	-	18006151	-	2	FRANKE	-
6.02	N	1	DRIVE THRU WORKSTATION	INTERMETRO	BKROC24480T	70000517BK	-	2	FRANKE	-
7.11	N	1	SLICER, SABER KING MINI	PRINCE CASTLE, INC.	981-000-00	624487	-	2	FRANKE	-
10.01	N	1	ICE/SODA DISPENSER	LANCER	IBD 4500-44	70002679	UL 783	18	FRANKE	-
10.81	N	3	CARBONATOR	LANCER	85-1920-00	617544	UL403	2	FRANKE	SEE DETAIL ON K4.0
10.90	N	3	SHELF CARBONATOR F/ CORNELIUS	LANCER	82-3876	822999	-	2	FRANKE	-
11.03	N	1	ICE/SODA DISPENSER	LANCER	85-2378T-124	852378T124	-	18	FRANKE	-
11.31	N	1	ICE/SODA CONVERSION STAND	LANCER	84-0058	840058	-	2	FRANKE	-
15.11	N	1	COMBINATION FREEZER	TAYLOR	6320	620916	SA2650	6	FRANKE	-
15.64	N	1	FROZEN BEVERAGE DISPENSER	FBD	972	625992	-	18	FRANKE	-
15.71	N	1	FROZEN BEVERAGE DISPENSER CART	FBD	12-2493-0022	626135	-	2	FRANKE	PRE-PLUMBED; INCLUDES: BNB TRANSFORMER, WATER BOOST, HARDWARE, & TUBING. ALL CONNECTIONS TO BE DONE BY SODA SUPPLIER.
16.02	N	1	ICE MACHINE	MANITOWOC	IVF0900N-261	70008556-1	-	12	FRANKE	830 LBS [288 KG] IN 24 HOURS AT 70°F [21°C] AIR/ 50°F [10°C] WATER
16.31	N	1	ICE STORAGE BIN	MANITOWOC	D970	616546-1	-	2	FRANKE	970LB [323 KG] ICE BIN F/ S300-S2170C SERIES ICE MACHINES
16.53	N	1	ICE MACHINE REMOTE CONDENSING UNIT	MANITOWOC	JCF0900-261	7072658-1	-	12	FRANKE	CONDENSER REMOTE ICVD0895
16.81	N	1	WALL SERVICE CHASE	FRANKE	-	0424201	-	2	FRANKE	6" x 6"
16.99	N	1	UNDERCOUNTER ICE BIN	FRANKE	-	18006725	-	2	FRANKE	INCLUDED WITH SMOOTHIE STATION
17.56	N	1	INFUSION TEA COFFEE BREWER	BUNN-O-MATIC	ITCB-DV	622290	-	2	FRANKE	-
18.03	N	2	ICED TEA DISPENSER - SLIM	BUNN-O-MATIC	-	619935	-	-	FRANKE	-
19.82	N	1	BLENDER	HAMILTON BEACH	HBH755-BK	623996	-	2	FRANKE	-
19.96	N	1	RINSE-O-MATIC ASSY	HAMILTON	-	623998	-	2	FRANKE	-
20.37	N	1	41" EXPEDITER STATION STD FLOW	FRANKE	EXPOS	18016254	E163328	2	FRANKE	-
21.66	N	1	60" PREP MODULE "A" (ARCB/ACBD)	FRANKE	-	18015498	-	2	FRANKE	-
21.67	N	1	28" BLN TOASTER MODULE "B"	FRANKE	-	18008869	-	2	FRANKE	-
21.68	N	1	32.5" PREP MODULE "C"	FRANKE	-	18011951	-	2	FRANKE	-
21.69	N	1	20" PREP MODULE "D"	FRANKE	-	18011954	-	2	FRANKE	-
21.70	N	1	91" BROTILER HOOD	FRANKE	4824FR-ND-2-BK-(48)	18018799	-	2	FRANKE	W/ (3) L55 SERIES E26 CANOPY LIGHT FIXTURES
23.70	N	1	EXHAUST FAN	FRANKE	18018807	18018807	UL 762	2	FRANKE	-
23.80	N	1	ROOF CURB	FRANKE	18018809	18018809	-	2	FRANKE	ROOF CURB FOR CANOPY HOOD
24.44	N	1	BROILER BK FLAMING HEART	NIECO	FH94G BOH	628191	-	4	FRANKE	W/ STAND
25.12	N	1	50" MEAT WELL FREEZER	FRANKE	-	18004405	-	2	FRANKE	-
30.04	N	1	35" FRY STATION - ROC GEN 3.5 LH	FRANKE	-	18015141	-	4	FRANKE	-
31.02	N	4	1 BANK FRYER	FRYMASTER	HD50GC	619613	-	2	FRANKE	-
31.89	N	1	PORTABLE FILTER	FRYMASTER	MF-90U80BK	614708	-	2	FRANKE	NOT SHOWN
32.52	N	1	PRODUCT HOLDING FREEZER	FRANKE	-	18007216	-	7	FRANKE	W/ PORTION PAN & FRY RACK
32.58	N	1	REFRIGERATED BATTER STATION	H&K	62976	626644	-	7	FRANKE	-
33.30	N	1	67" FRYER HOOD	FRANKE	3650FR 6D-2	18018797	-	2	FRANKE	W/ (2) L55 SERIES E26 CANOPY LIGHT FIXTURES
33.70	N	1	EXHAUST FAN	FRANKE	18018807	18018807	UL 762	2	FRANKE	-
33.82	N	1	ROOF CURB	FRANKE	18018809	18018809	-	2	FRANKE	ROOF CURB FOR FRYER HOOD
36.72	N	1	MINI COMBI OVEN-STEAMER LH	BLODGETT	BLCT-6E	70008182	-	4	FRANKE	-
36.77	N	1	COMBI OVEN STAND	BLODGETT	62648	70008609-1	-	2	FRANKE	-
38.01	N	1	36"W x 30"D x 30" MOBILE WORK TABLE	FRANKE	-	18000955	-	2	FRANKE	W/ UNDERSHELF
38.85	N	1	32" SMOOTHIE STATION	FRANKE	-	18006564	-	2	FRANKE	INCLUDES CUP DISPENSER & ICE BIN (ITEM 16.99)
40.01	N	1	WALK-IN COOLER/FREEZER BOX	ICS	-	-	-	7	FRANKE	SEE DETAIL ON K4
40.22	N	1	WALK-IN COOLER CONDENSING UNIT	ICS	RFO080M4SDAALNTQC4	-	-	7	FRANKE	-
40.30	N	1	WALK-IN FREEZER CONDENSING UNIT	ICS	RFH200L44EANTOC4	-	-	7	FRANKE	-
40.36	N	1	WALK-IN COOLER EVAPORATOR	ICS	RL6A9ADAREOC	-	-	7	FRANKE	-
40.41	N	1	WALK-IN FREEZER EVAPORATOR	ICS	RL6E07DDAREOC	-	-	7	FRANKE	-
40.55	N	1	BEVERAGE REFRIGERATOR	H&K	52614-1	624179	-	7	FRANKE	-
40.85	N	1	REACH-IN FREEZER	TURBO AIR	M3F24-2-N	624280	-	7	FRANKE	-
41.02	N	28	COLD STORAGE SHELVING	INTERMETRO	-	-	-	2	FRANKE	-
41.03	N	9	RACK DUNNAGE - COLD	NEW AGE	-	-	-	2	FRANKE	-
42.02	N	32	DRY STORAGE SHELVING	INTERMETRO	-	-	-	2	FRANKE	-
42.20	N	60	POST	INTERMETRO	-	-	-	2	FRANKE	NOT SHOWN
43.01	N	1	DOUBLE SMARTWALL SHELVING	INTERMETRO IND.	BKSWP8446DBL	70003536	-	3	FRANKE	SEE DETAIL ON K4
50.06	N	1	MICROWAVE OVEN	ACP	HDC18	614703	-	2	FRANKE	-
51.59	N	1	MULTI-PRODUCT HOLDING UNIT	PRINCE CASTLE	EH24	625025	-	4	FRANKE	-
51.43	N	2	MULTI-PRODUCT HOLDING UNIT	PRINCE CASTLE	EH34A-2	625033-1	-	4	FRANKE	-
53.10	N	1	UNDERCOUNTER REFRIGERATOR	SILVER KING	SKR27A-ESUS5	624078-1	-	7	FRANKE	-
55.02	N	2	RAPID VERTICAL TOASTER	ANTUNES	BKT-2V	624462	-	4	FRANKE	-
60.01	N	1	3 COMPARTMENT SINK	FRANKE	-	18003580	-	2	FRANKE	-
61.01	N	1	ONE COMPARTMENT SINK W/ LH DRAINBOARD	FRANKE	-	18008223	-	2	FRANKE	-
62.05	N	1	HANDS-FREE WASH STATION SINK	JOHN BOOS	PBHS-W-KVMB-1	617160	-	2	FRANKE	-
73.01	N	1	WATER FILTER	EVERPURE	CB20-312E	615543	-	2	FRANKE	SEE DETAIL ON K4
73.11	N	1	FILTER FEEDER SCALE INHIBITOR	EVERPURE	SR-X	70002482	-	2	FRANKE	-
923.90	R	1	FIRE PROTECTION SYSTEM	VERIFY	VERIFY	VERIFY	-	-	OTHERS	VERIFY W/ OWNER
931.88	R	1	PORTABLE FILTER	FRYMASTER	PSDU100	70004752	-	-	OTHERS	VERIFY W/ OWNER
931.91	R	2	SHORTENING DISPOSAL CADDY SYSTEM	VERIFY	VERIFY	VERIFY	-	-	OTHERS	VERIFY W/ OWNER
933.90	R	1	FIRE PROTECTION SYSTEM	VERIFY	VERIFY	VERIFY	-	-	OTHERS	VERIFY W/ OWNER
955.98	R	1	CONVEYOR TOASTER	ANTUNES	RTDL	625222	-	4	OTHERS	VERIFY W/ OWNER
970.04	R	1	SAFE W/ ANCHORING	FIRE KING SECURITY	B502920	623932	-	-	OTHERS	VERIFY W/ OWNER
971.01	R	1	LOCKER	VERIFY	VERIFY	VERIFY	-	-	OTHERS	VERIFY W/ OWNER
972.03	R	1	BAG-N-BOX SYRUP RACK	CORNELIUS	621065776	623131	-	2	OTHERS	VERIFY W/ OWNER
974.00	R	1	CO2 BULK SYSTEM	VERIFY	VERIFY	VERIFY	-	-	OTHERS	VERIFY W/ OWNER
990.00	R	5	P.O.S. SYSTEM	VERIFY	VERIFY	VERIFY	-	-	OTHERS	VERIFY W/ OWNER

**KES MECHANICAL SCHEDULE**

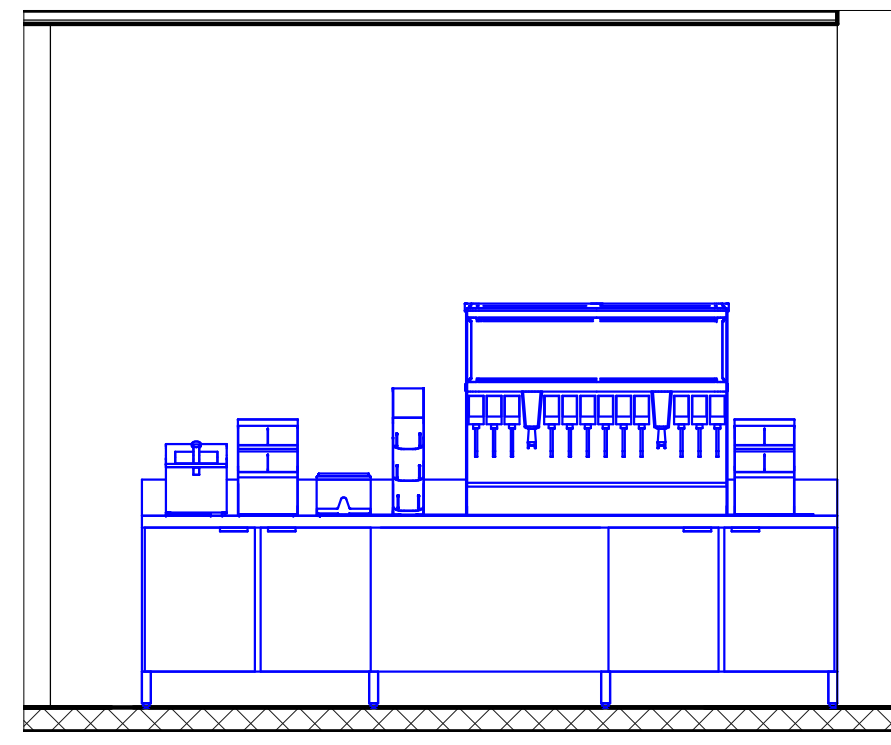
ITEM #	TAG #	QTY.	DESCRIPTION	HOOD LENGTH	FILTER AREA	FILTER QUANTITY/SIZE	EXHAUST ACTUAL	DUCT SIZE	DUCT VELOCITY	STATIC PRESSURE	MECHANICAL REMARKS
23.45	M1	1	91" BROTILER HOOD	91"	8.34 SF	(5)16X16-CP	1100 CFM	10"	2017 FPM	0.63 in-wg	FAN SPECS: 1100 CFM @ 0.60"SP
33.30	M1	1	67" FRYER HOOD	67"	6.67 SF	(4)16X16-CP	885 CFM	10"	1623 FPM	0.49 in-wg	FAN SPECS: 885 CFM @ 0.50"SP

**KES PLUMBING GAS SCHEDULE**

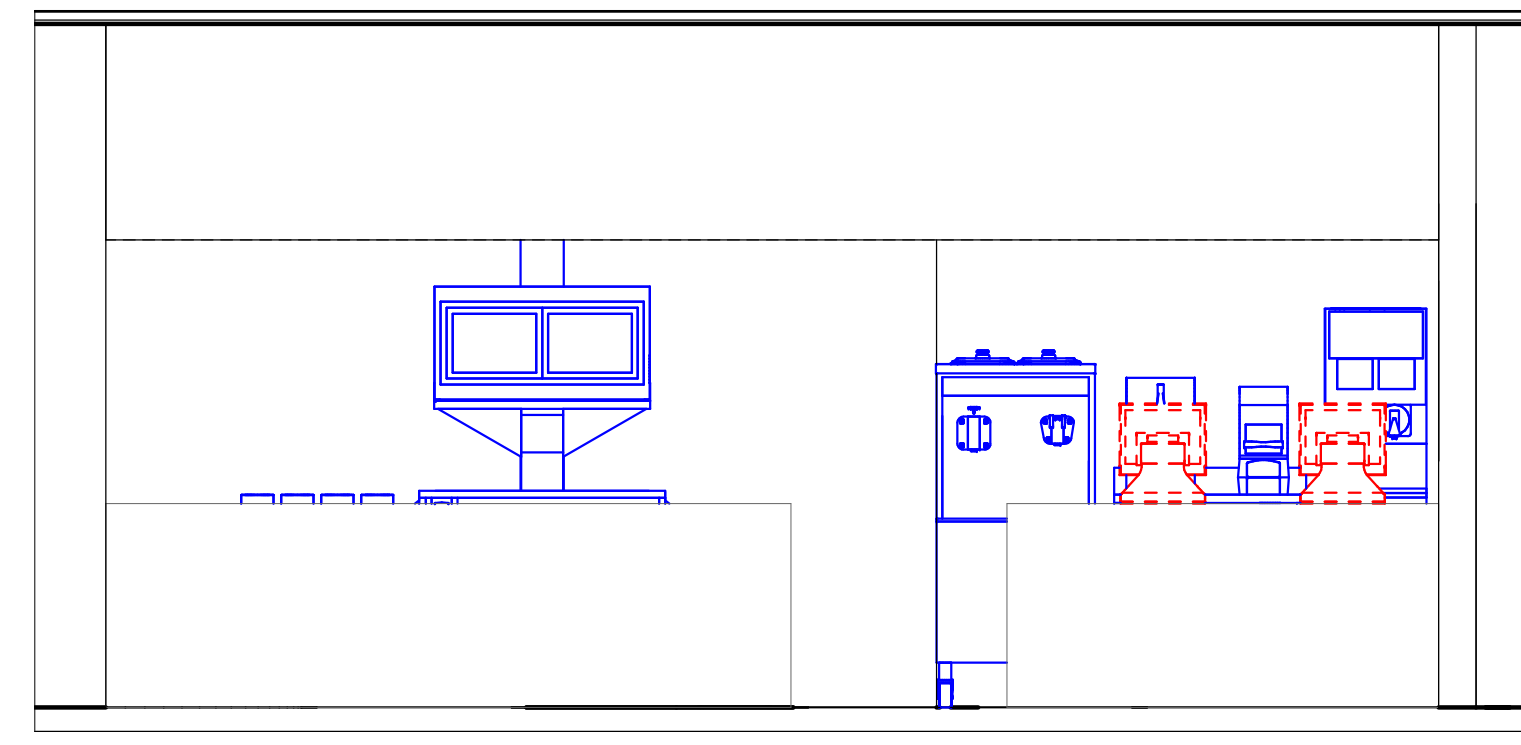
ITEM #	TAG #	QTY.	DESCRIPTION	GAS INPUT	GAS SIZE	GAS TYPE	CO2 SIZE	CO2 RI HGHT	CO2 CONN TYPE	GAS REMARKS
10.81	P1	3	CARBONATOR				1/4"	60"	MALE FLARE	
15.64	P1	1	FROZEN BEVERAGE DISPENSER				3/8"	0"	MALE BARB	ENSURE THAT THE CO2 LINE COMES DIRECTLY FROM THE MAIN BRANCH ON THE BULK SUPPLY AND IS NOT BRANCHED OFF DOWN LINE
24.44	P1	1	BROILER BK FLAMING HEART	96000.0 Btu/h	3/4"	NG				P.C. TO CONNECT TO GAS PIPING ON HOOD'S CHASE AND TO BROILER, AS RECD
31.02	P1	4	1 BANK FRYER	100000.0 Btu/h	1/2"	NG				P.C. TO CONNECT TO GAS PIPING ON HOOD'S RACEWAY AND TO FRYERS AS RECD.

**KES ELECTRICAL SCHEDULE**

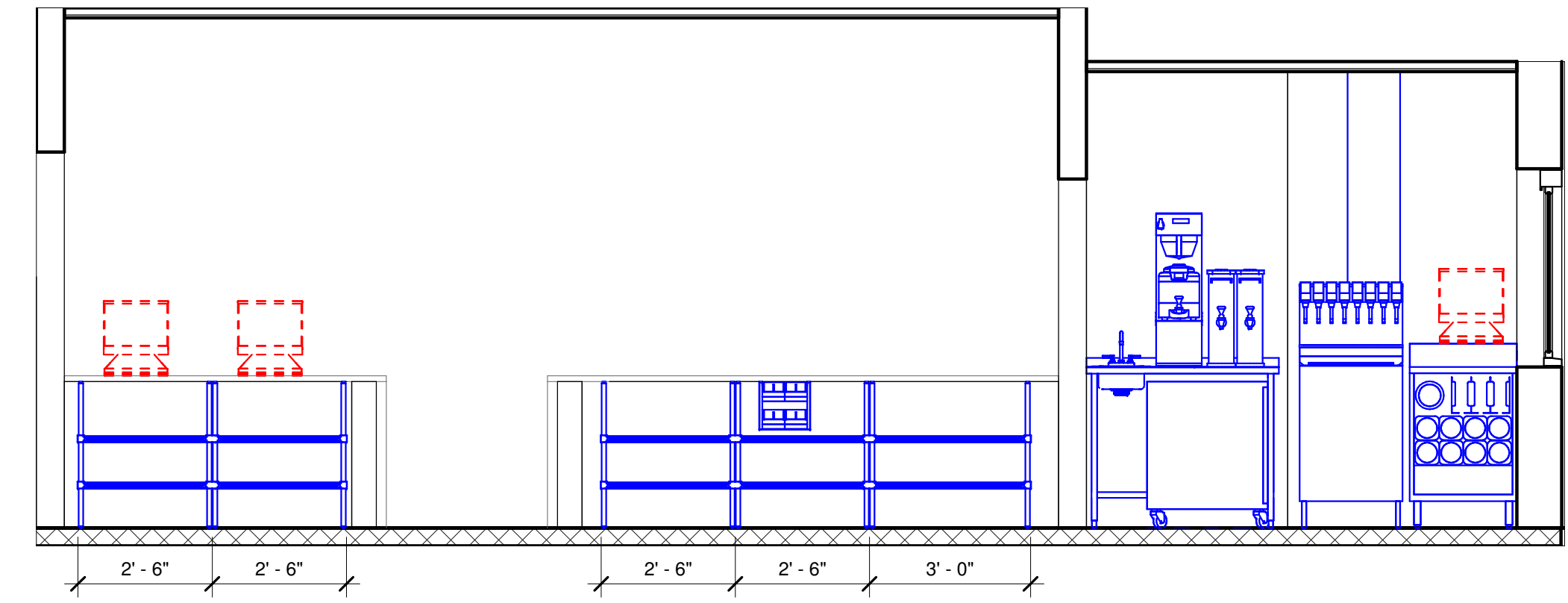
ITEM #	TAG #	QTY.	DESCRIPTION	VOLTS	PH	CYCLE	HP	BRKR SIZE	AMPS	ELEC CONN TYPE	PLUG TYPE	CONN RI HGHT	ELECTRICAL REMARKS
10.01	E1	1	ICE/SODA DISPENSER	115 V	1	60 Hz	-	20.00 A	6.00 A	PLUG & CORD	NEMA 5-20P	24"	-
10.81	E1	3	CARBONATOR	120 V	1	60 Hz	1/3	20.00 A	6.20 A	PLUG & CORD	NEMA 5-20P	78"	ADDITIONAL ELECTRICAL OUTLETS TO BE PLACED 86" & 94" A.F.F. SEE DETAIL ON K4.0
11.03	E1	1	ICE/SODA DISPENSER	115 V	1	60 Hz	-	20.00 A	5.00 A	PLUG & CORD	NEMA 5-20P	48"	24VAC ELECTRICAL SYSTEM SUPPLIED USING 115V TRANSFORMER PROVIDED WITH DISPENSER
15.11	E1	1	COMBINATION FREEZER	208 V	3	60 Hz	1	20.00 A	14.00 A	PLUG & CORD	REFER TO REMARKS	12"	E.C. TO SUPPLY & INSTALL 6FT. CORD & PLUG
15.11	E2	1	COMBINATION FREEZER	208 V	3	60 Hz	1 1/2	20.00 A	15.00 A	PLUG & CORD	REFER TO REMARKS	12"	E.C. TO SUPPLY & INSTALL 6FT. CORD & PLUG
15.64	E1	1	FROZEN BEVERAGE DISPENSER	215 V	1	60 Hz	(2) 1/8; (1) 1/8	30.00 A	20.00 A	PLUG & CORD	NEMA L8-20P	36"	-
16.02	E1	1	ICE MACHINE	208 V	1	60 Hz	-	20.00 A	9.80 A	DIRECT WIRED	DIRECT	84"	-
16.53	E1	1	ICE MACHINE REMOTE CONDENSING UNIT	208 V	1	60 Hz	1	20.00 A	1.30 A	DIRECT WIRED	DIRECT	0"	E.C. TO DIRECTLY WIRE UNIT TO CIRCUIT BREAKER
17.56	E1	1	INFUSION TEA COFFEE BREWER	120 V	1	60 Hz	-	20.00 A	14.00 A	PLUG & CORD	NEMA 5-15P	24"	-
19.82	E1	1	BLENDER	120 V	1	60 Hz	3	20.00 A	8.60				



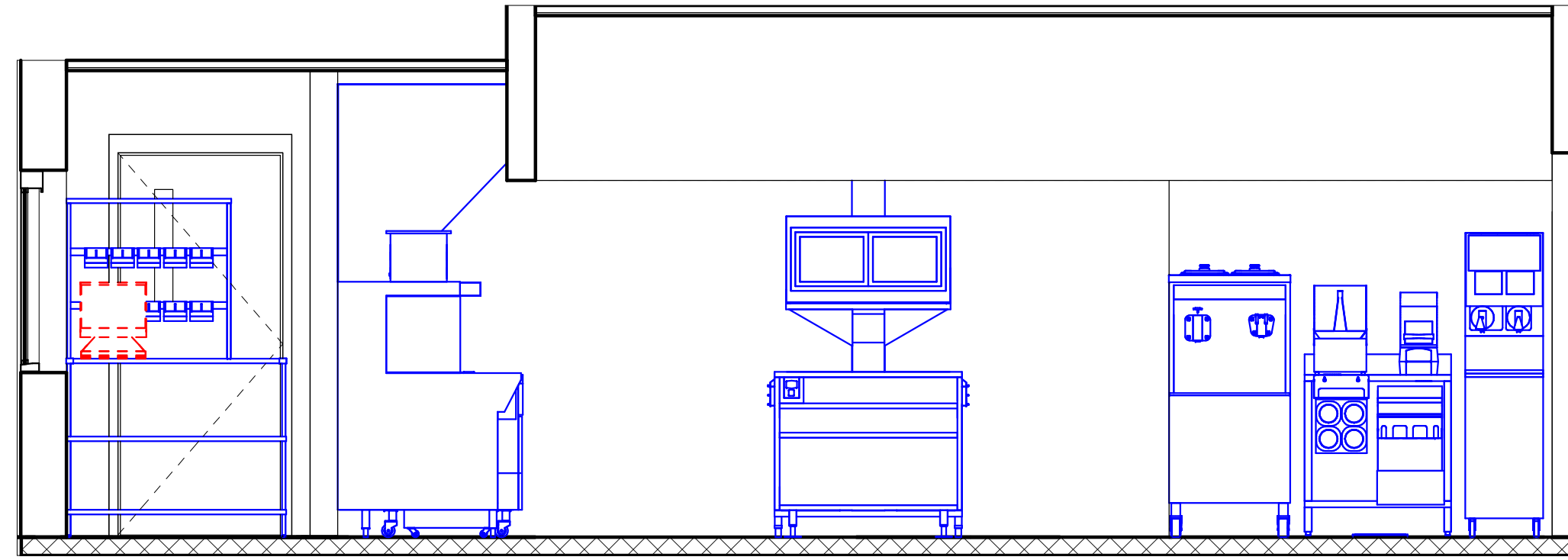
1 SELF-SERVE BEVERAGE BAR ELEVATION  
3/8" = 1'-0"



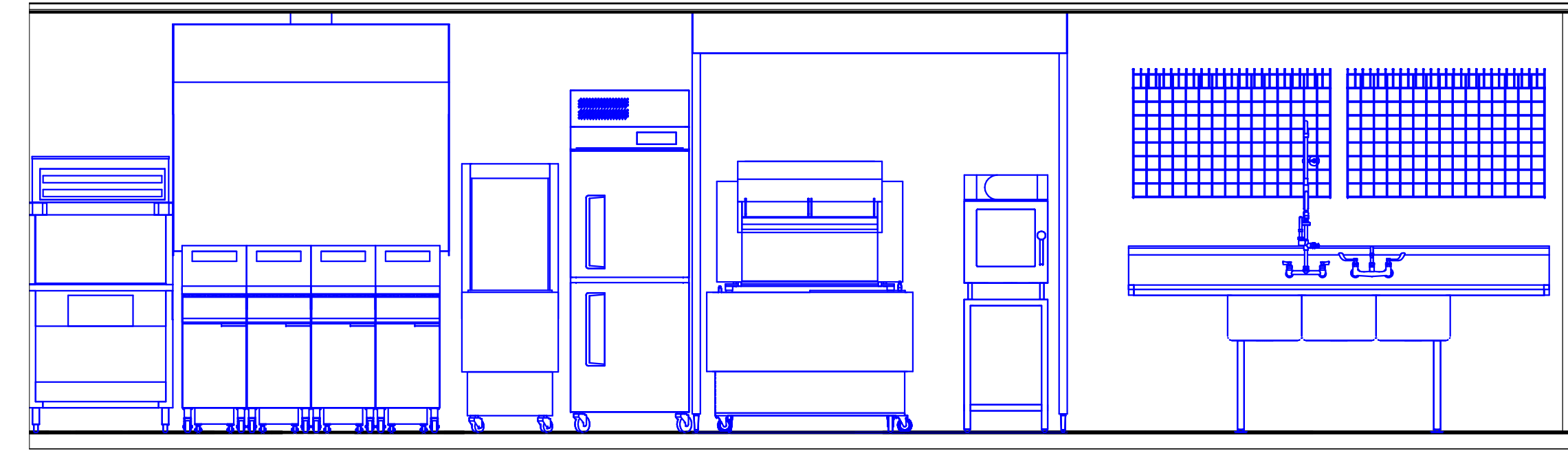
2 FRONT COUNTER CUSTOMER VIEW ELEVATION  
3/8" = 1'-0"



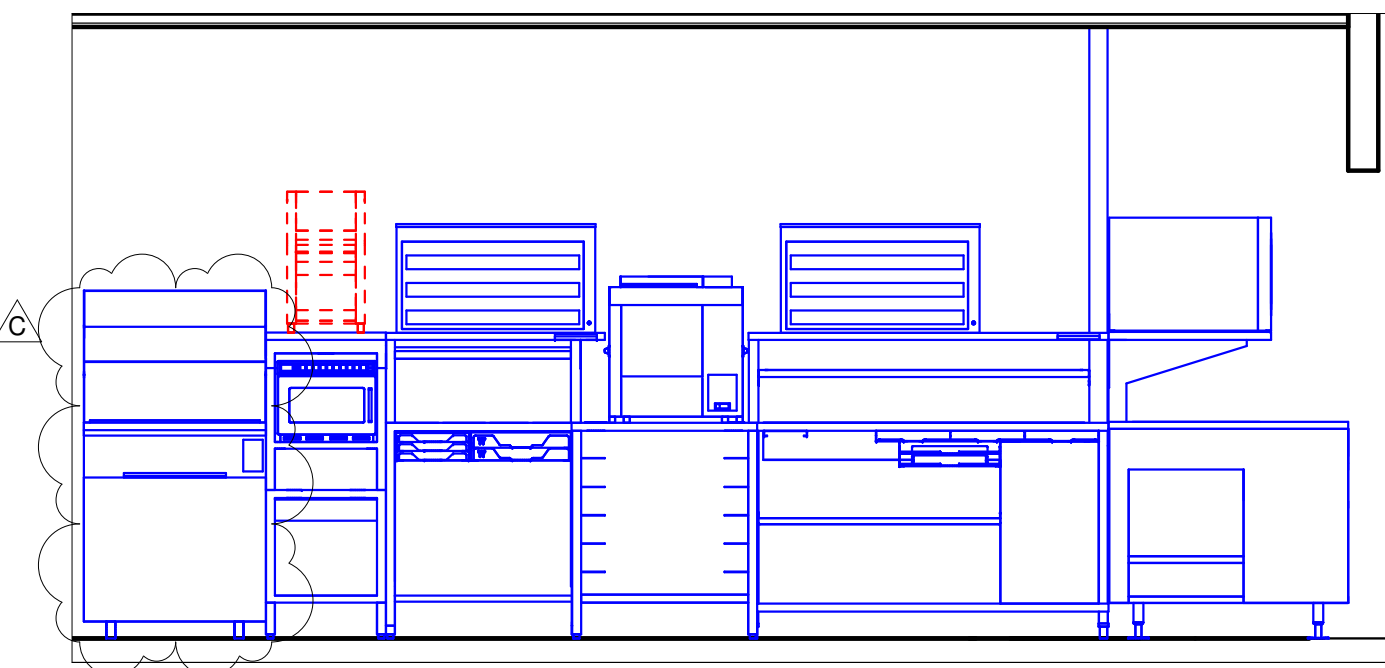
3 FRONT COUNTER CREW VIEW/DT ELEVATION  
3/8" = 1'-0"



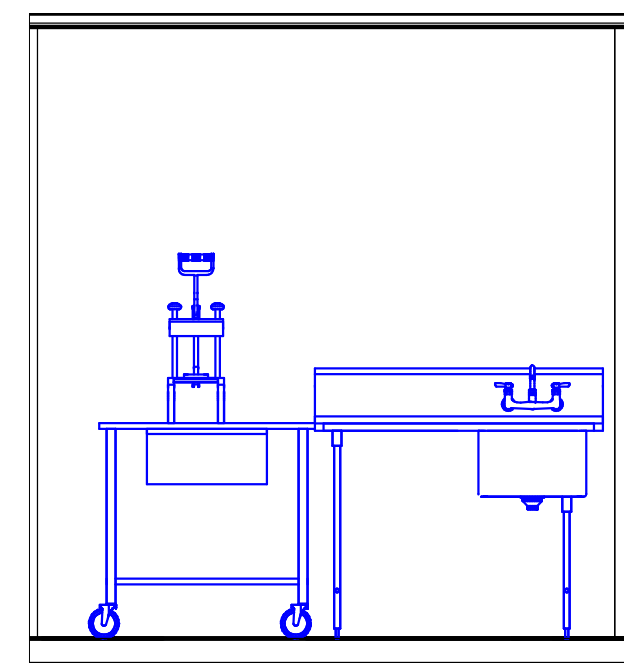
4 DT/EXPO ELEVATION  
3/8" = 1'-0"



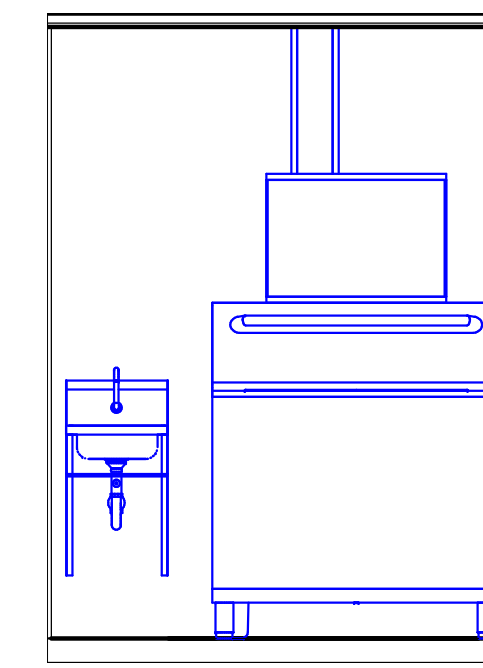
5 COOK/SCULLERY WALL ELEVATION  
3/8" = 1'-0"



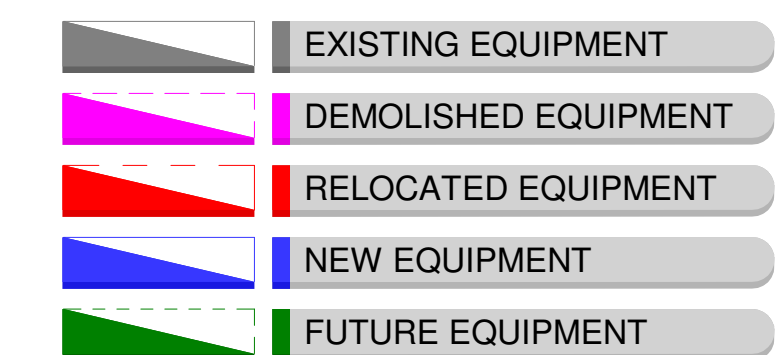
6 MAINBOARD ELEVATION  
3/8" = 1'-0"



7 ONE-COMP SINK ELEVATION  
3/8" = 1'-0"



8 ICE MACHINE ELEVATION  
3/8" = 1'-0"



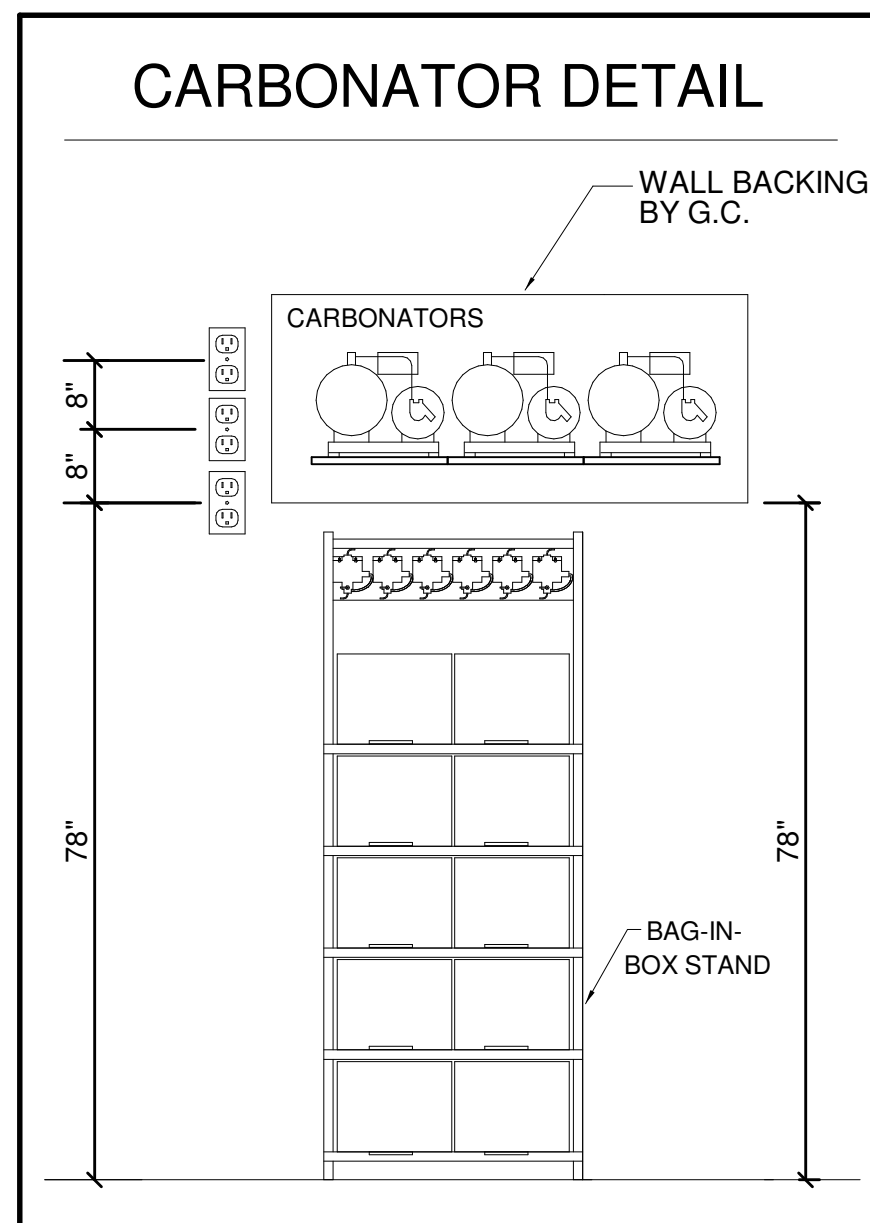
REV	DATE	DESCRIPTION	BY
C	01/14/2021	ADDED CHICKEN BATTER STATION	dk996
B	08/06/2020	ROTATE BUILDING SHELL	dk996
A	07/15/2020	INITIAL ISSUE	dk996



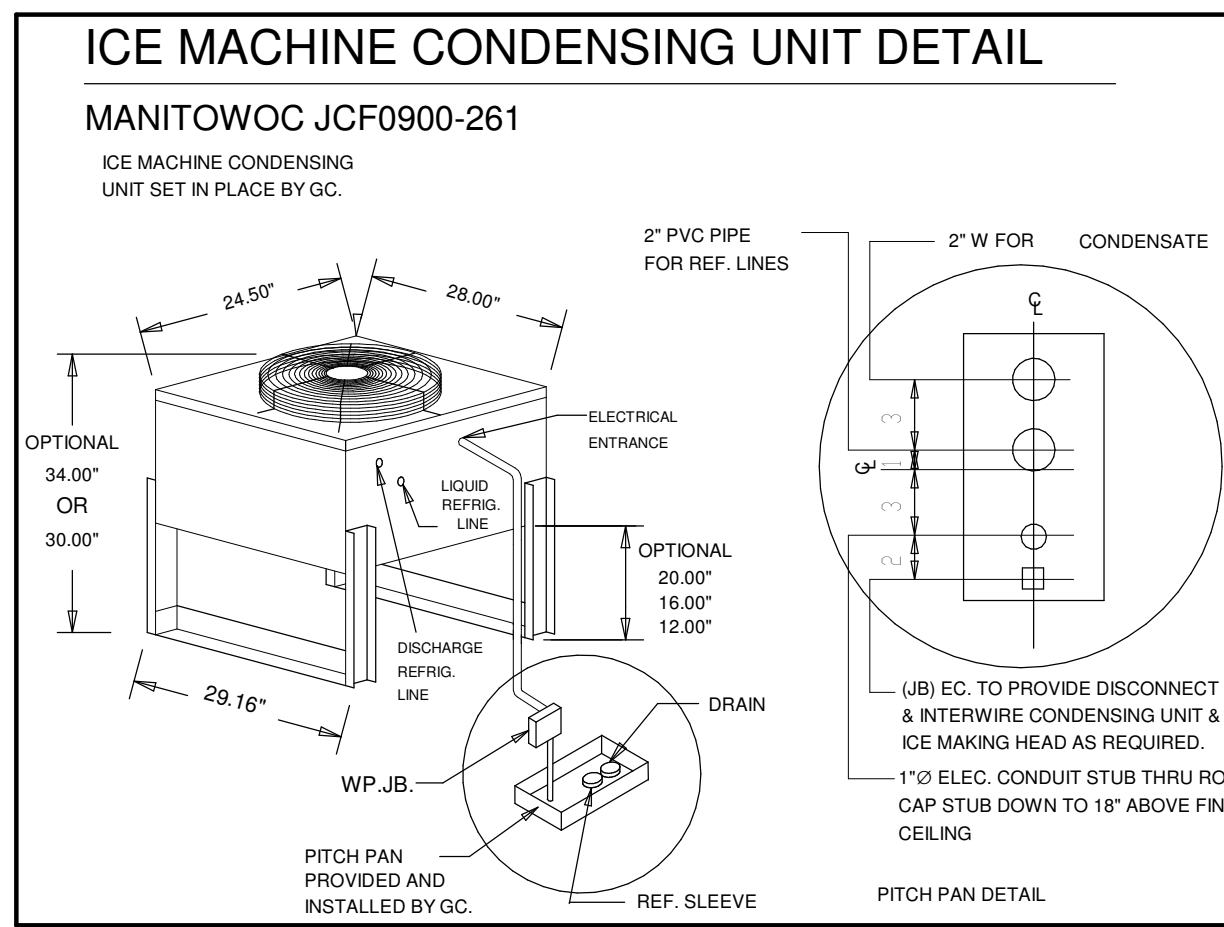
Franks Foodservice Systems Americas, Inc.  
800 Aviation Parkway  
Smyrna, TN 37167  
Tel. +1800 472-2954  
fr-customer-service@franke.com  
www.frankeusa.com

© 2020 Franke Foodservice Systems Americas, Inc.  
These drawings and specifications are the property of Franke Technology and Trademark Ltd. and shall not be reproduced, copied or transferred to any third party without the prior written permission of Franke Technology and Trademark Ltd. (Hergau, Switzerland)  
Exclusion of Liability: Franke does not accept responsibility for the accuracy of the floor plans and construction drawings. All dimensions and construction specifications shall be confirmed by the client prior to installation. Specifications for power consumption and connections are limited to equipment supplied by FRANKE. All third party accessories shown are within the responsibility of the client. FRANKE reserves the right to change equipment without notice.

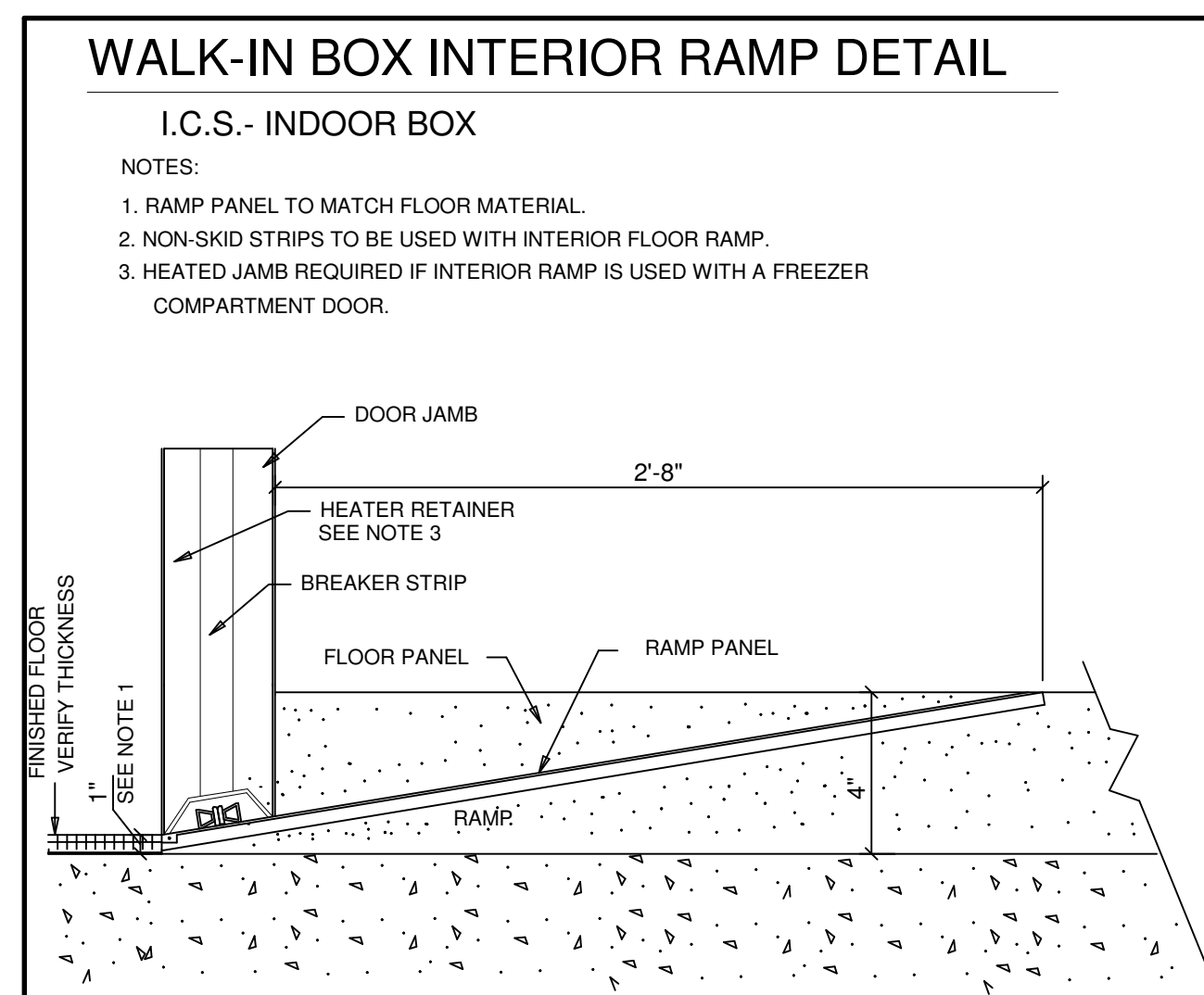
ACCOUNT	BURGER KING
RESTAURANT #	N/A
TITLE	KES ELEVATIONS
OPERATOR	Royal Food Group, LLC
SITE ADDRESS	Derry Street & Milroy Road
CITY	Harrisburg
STATE	PA
ZIP CODE	17104
COUNTRY	USA
REGION	N. AMERICA
BUILDING TYPE	FREESTANDING
ELECTRICAL SERVICE	208-230V/60Hz
GAS SERVICE	NATURAL
MARKET MANAGER	MYLES COUYOUMJIAN
FRANKE PROJECT NUMBER	1413898
FRANKE STORE NUMBER	5182506
CREATED BY	DK996
DATE ISSUED	01/14/2021
MODIFIED BY	dk996
DRAWING SCALE	As Noted
UNITS	INCH
DRAWING NUMBER	Harrisburg, PA
SHEET NAME	K3.0
REVISION	C



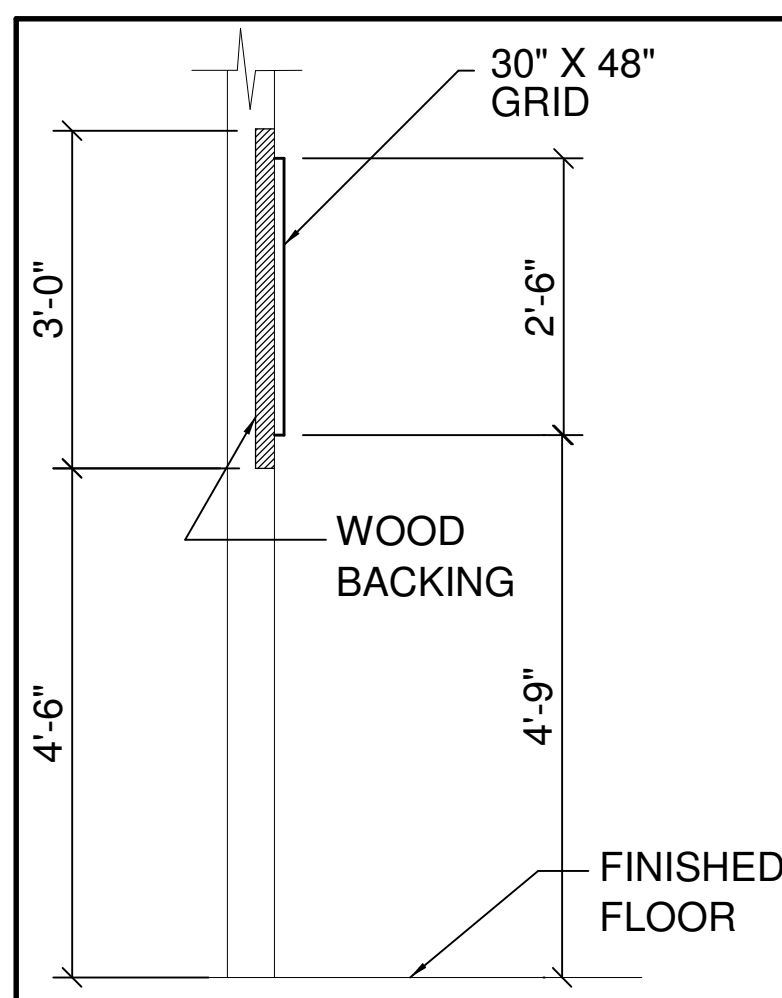
1 CARBONATOR DETAIL  
NOT TO SCALE



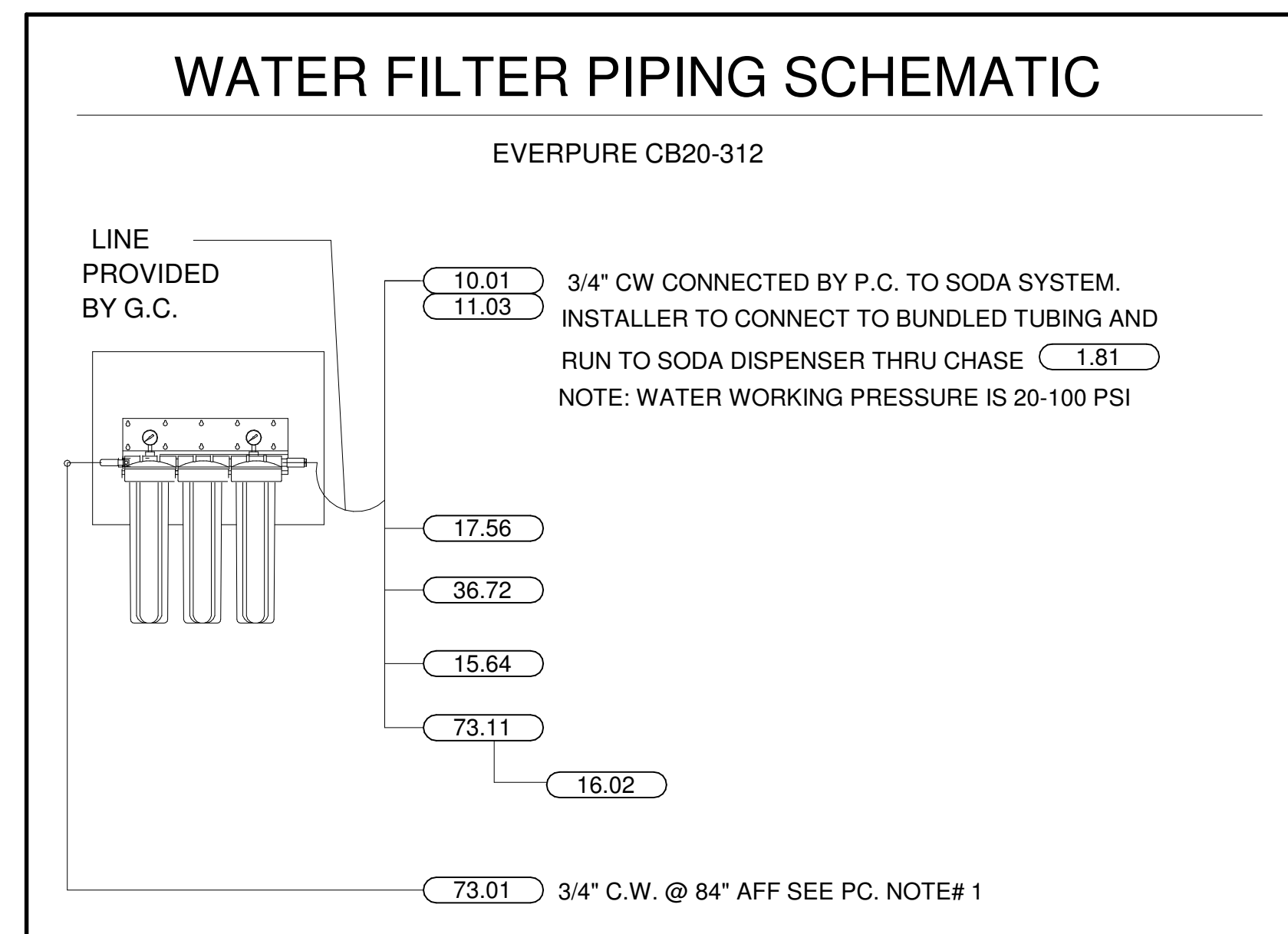
2 ICE MACHINE CONDENSING UNIT DETAIL  
NOT TO SCALE



3 WALK-IN-BOX INTERIOR RAMP DETAIL  
NOT TO SCALE



4 WOOD BACKING DETAIL 'B'  
NOT TO SCALE



5 WATER FILTER EVERPURE CB20-312 DETAIL  
NOT TO SCALE

**FRANKE HOOD CURB OPENING NOTE**

- 1 BROILER HOOD CURB OPENING LOCATION MAY DIFFERS FROM ARCHITECTURAL DRAWING.
- 2 ARCHITECT MUST ENSURE THAT:
  - A THE ROOF TRUSSES DO NOT INTERFERE WITH HOODS' CURB OPENING IN ROOF DECK.
  - B ROOF DECK HEIGHT IS BETWEEN 148" TO 151" AFF.
  - C THE LOCATION OF THE RTU AIR INTAKE IS CLEAR OF EXHAUST FANS DISCHARGE.
- 3 BEFORE CONSTRUCTION STARTS, ARCHITECT MUST ADVISE FRANKE FOODSERVICE INC. IN WRITING IF ADJUSTMENTS ARE REQUIRED.

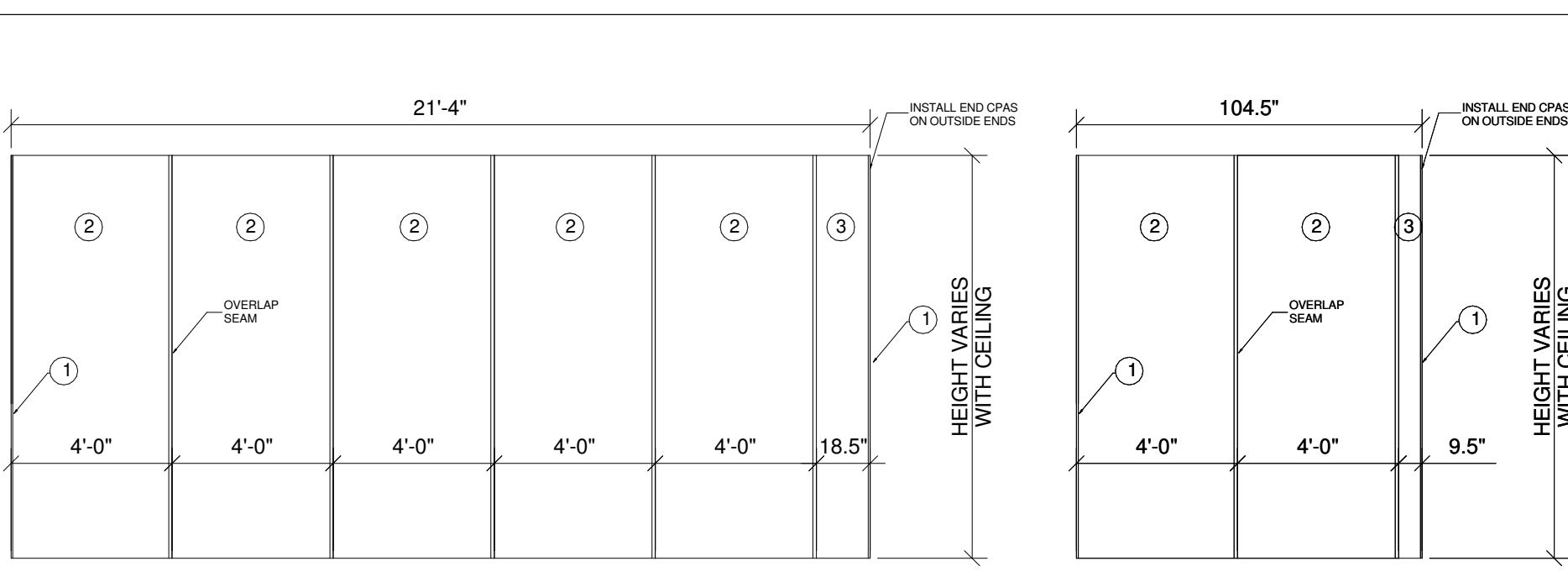
REV	DATE	DESCRIPTION
C	01/14/2021	ADDED CHICKEN BATTER STATION
B	08/06/2020	ROTATE BUILDING SHELL
A	07/15/2020	INITIAL ISSUE



Frankie Foodservice Systems Americas, Inc.  
800 Aviation Parkway  
Smyrna, TN 37167  
Tel. +1800 472-2954  
fr-customer-service.us@franke.com  
www.frankeusupply.com

© 2020 Frankie Foodservice Americas, Inc.  
These drawings and specifications are the property of Frankie Technology and Trademark Ltd. and shall not be reproduced, copied or transferred to any third party without the prior written permission of Frankie Technology and Trademark Ltd. (Hergau, Switzerland)  
Exclusion of Liability:  
FRANKE shall not be responsible for the accuracy of the floor plans and construction drawings. All dimensions and construction specifications for FRANKE shall be checked by the client prior to installation. Specifications for power consumption and connections are limited to equipment supplied by FRANKE. All third party accessories shown are within the responsibility of the client. FRANKE reserves the right to change equipment without notice.

ACCOUNT	BURGER KING
RESTAURANT #	N/A
TITLE	KES NOTES AND DETAILS
OPERATOR	Royal Food Group, LLC
SITE ADDRESS	Derry Street & Milroy Road
CITY	Harrisburg
STATE	PA
ZIP CODE	17104
COUNTRY	USA
REGION	N. AMERICA
BUILDING TYPE	FREESTANDING
ELECTRICAL SERVICE	208-230V/60Hz
GAS SERVICE	NATURAL
MARKET MANAGER	MYLES COUYOUMJIAN
FRANKE PROJECT NUMBER	1413898
FRANKE STORE NUMBER	5182506
CREATED BY	DK996
DATE ISSUED	01/14/2021
MODIFIED BY	dk996
DRAWING SCALE	As Noted
UNITS	INCH
DRAWING NUMBER	Harrisburg, PA
SHEET NAME	K4.0
REVISION	C

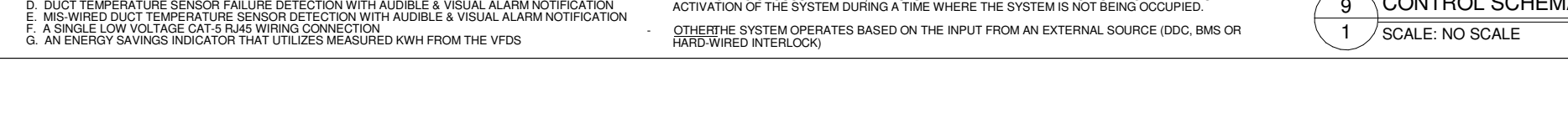
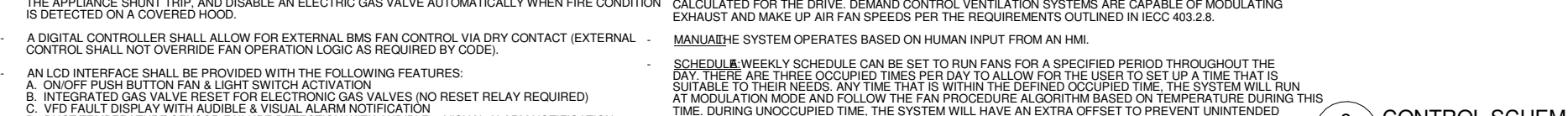
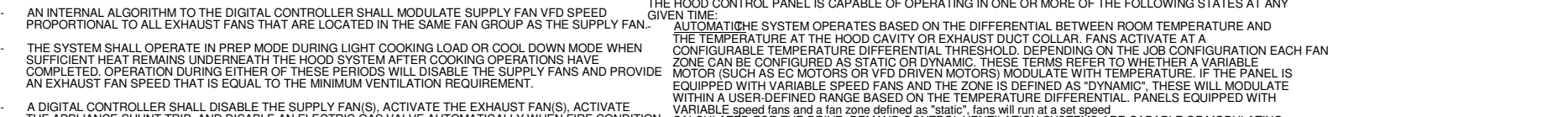
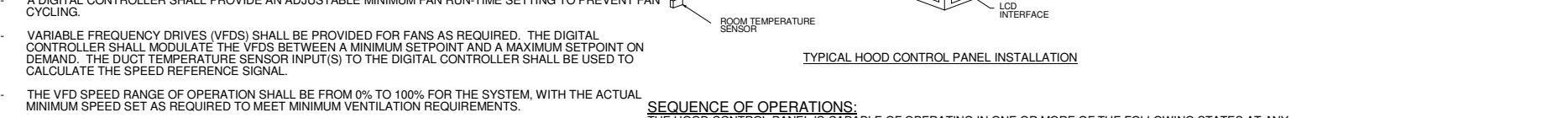
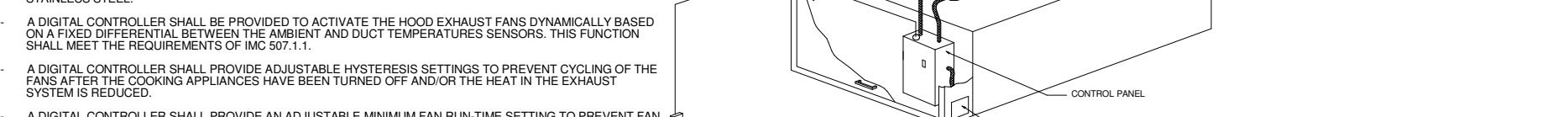

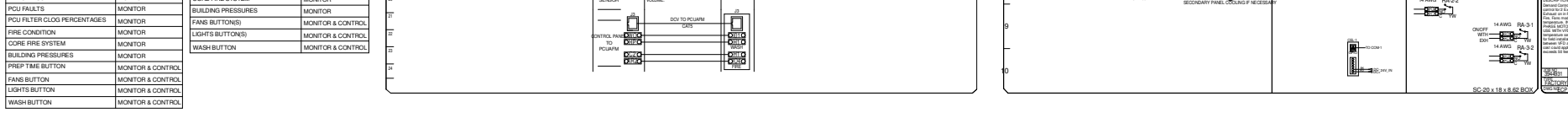
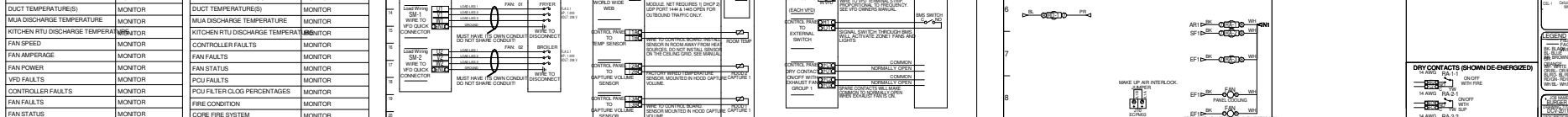
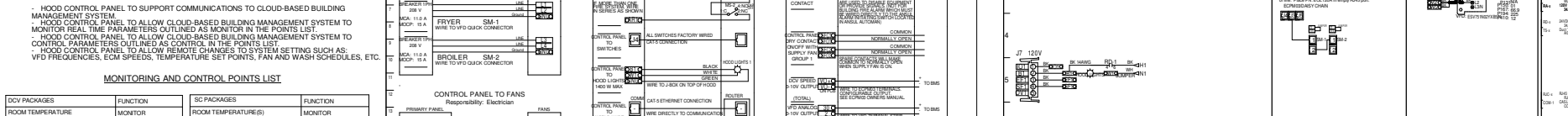
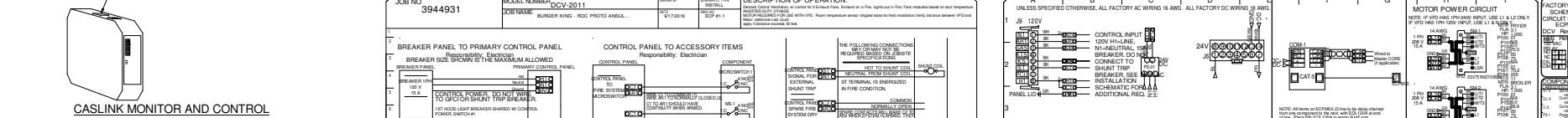

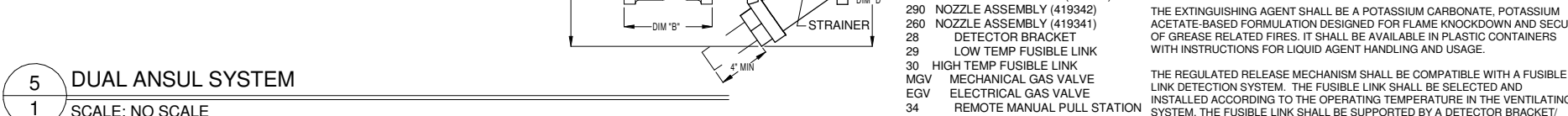
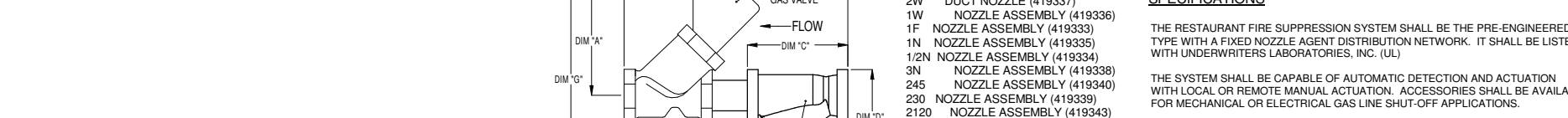
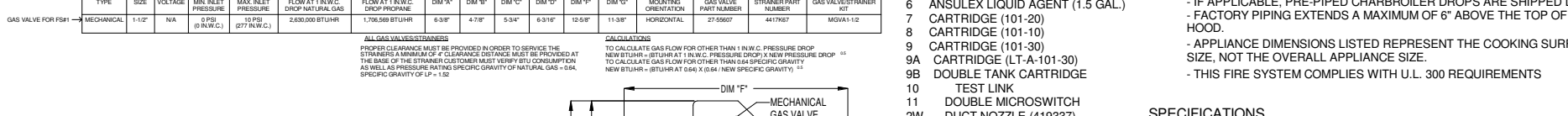

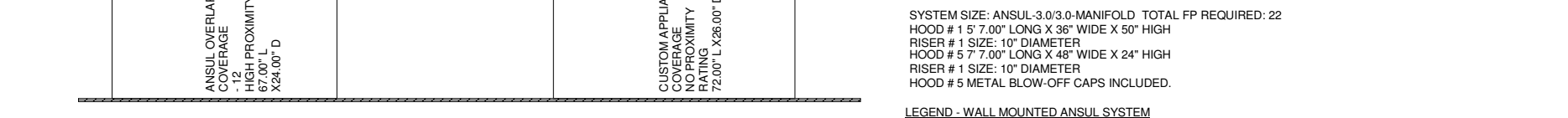
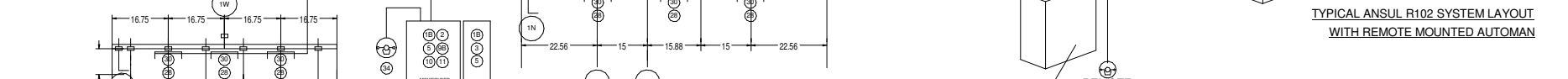
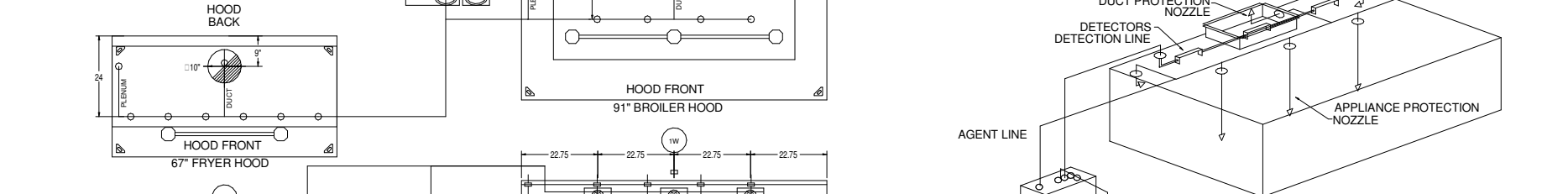
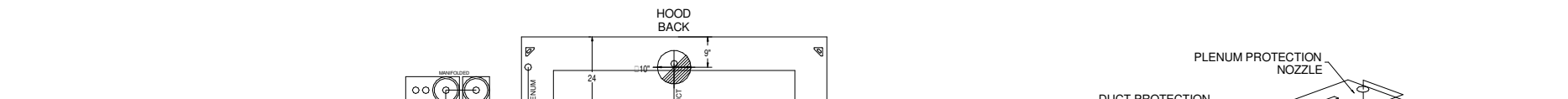


ITEM	QTY	DESCRIPTION
1	2	S/S CAP STRIP
2	5	WALL FLASHING 48" WIDE
3	1	WALL FLASHING 18.5" WIDE

COVERS WALL BEHIND BROILER AND EXHAUST HOODS


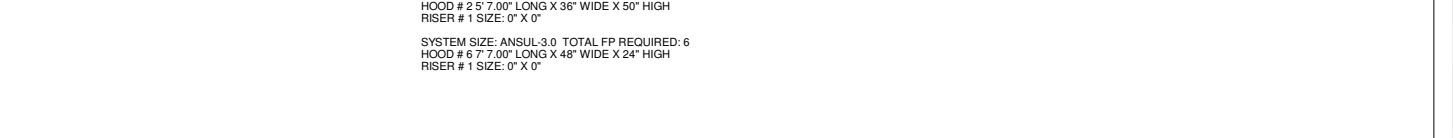
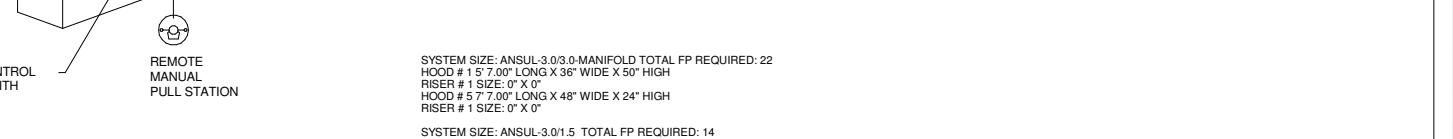
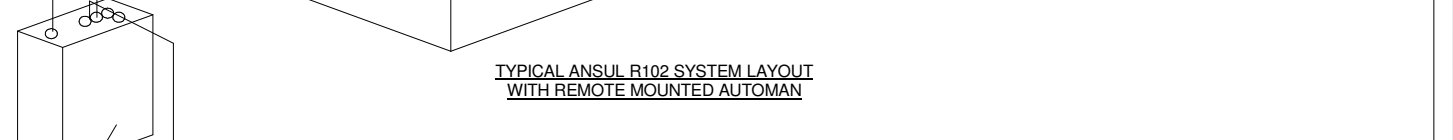
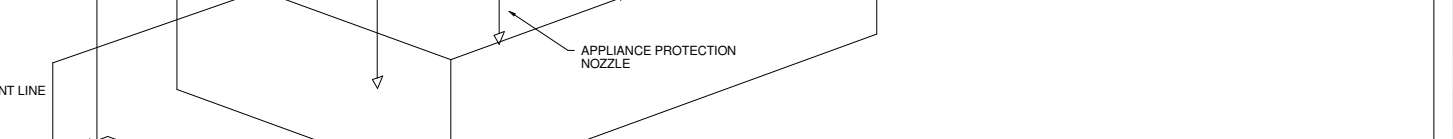
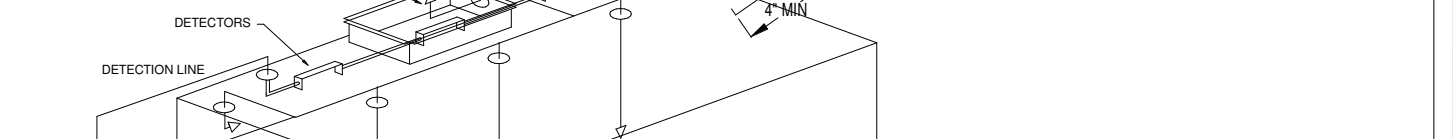
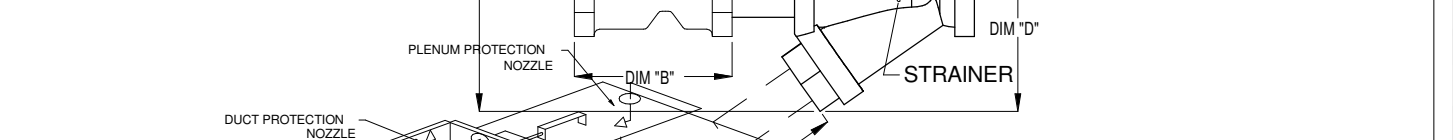
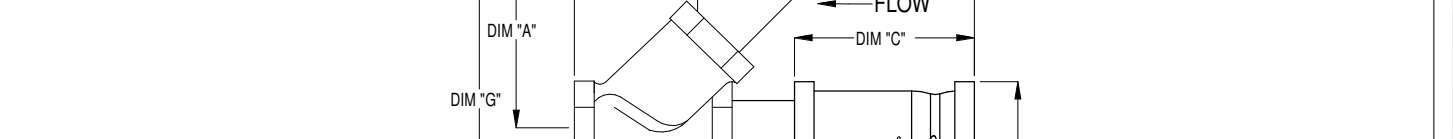
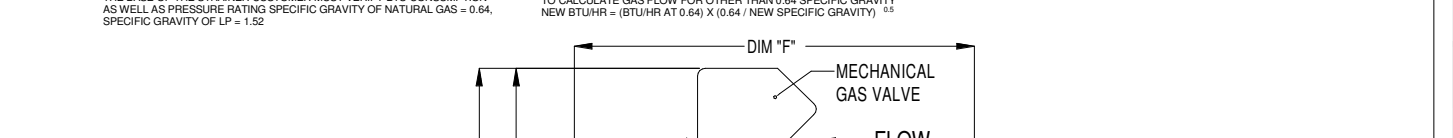
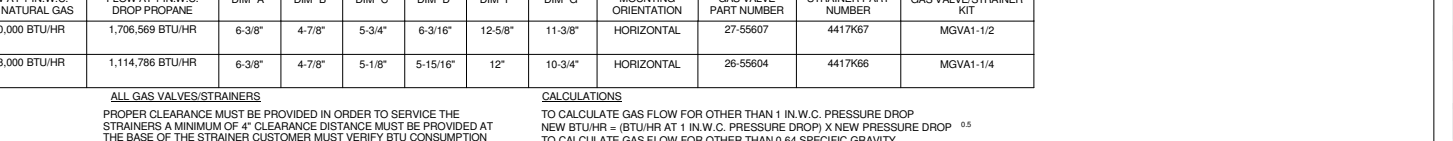

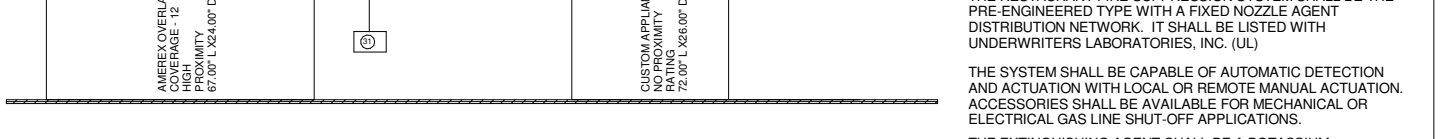
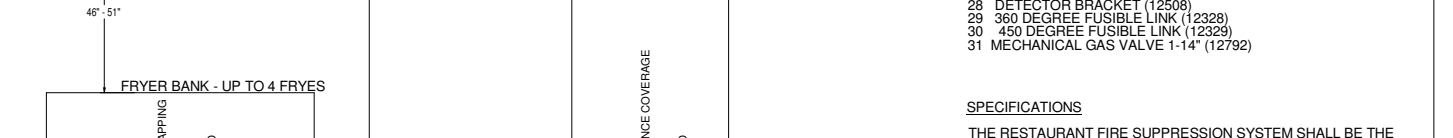
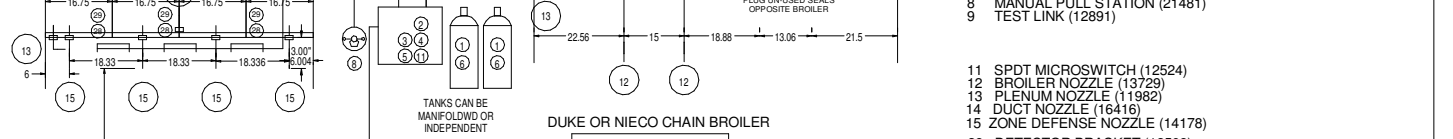
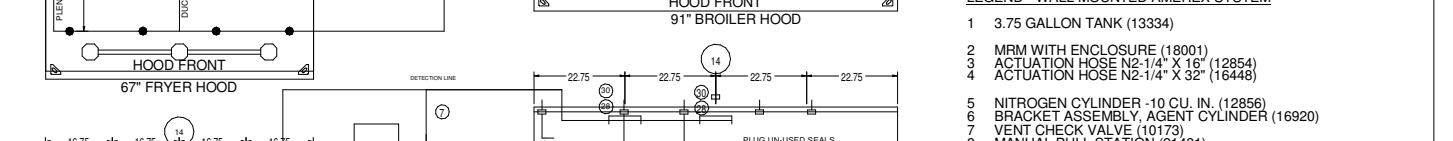
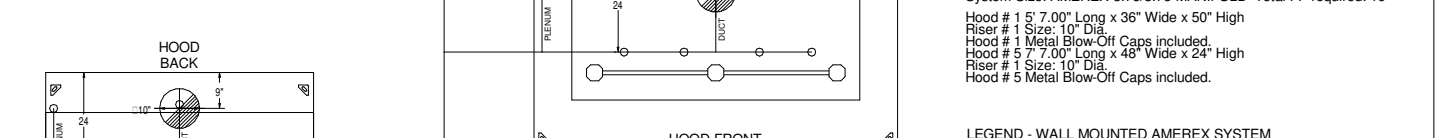
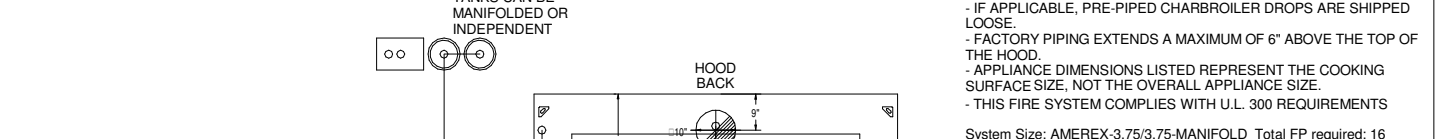



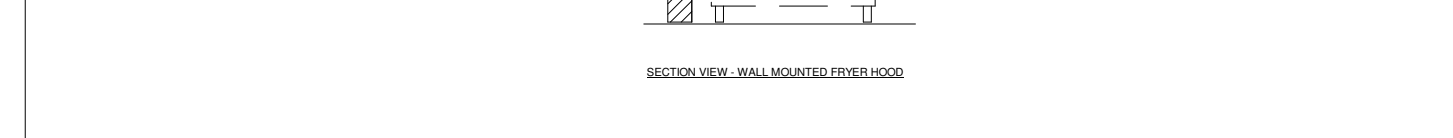
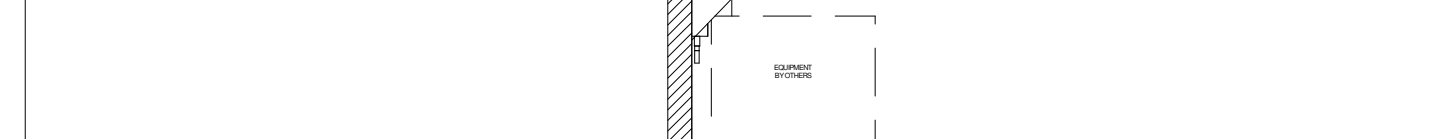
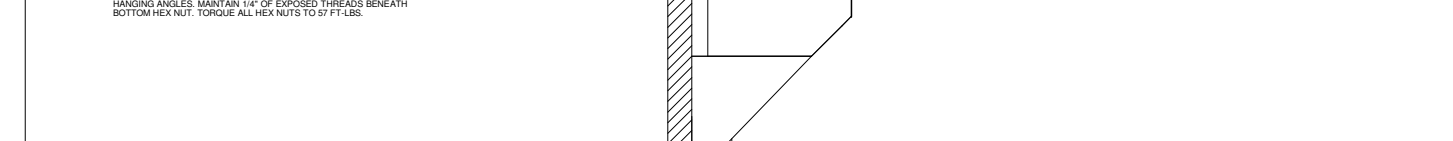
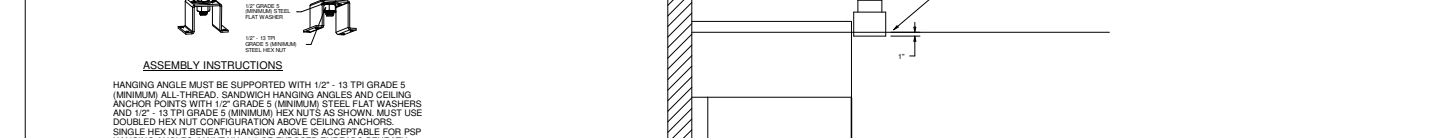

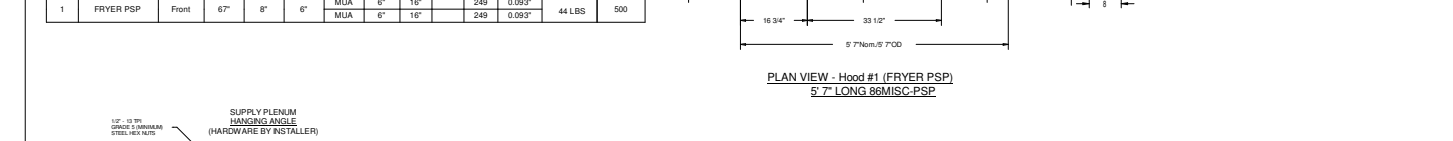
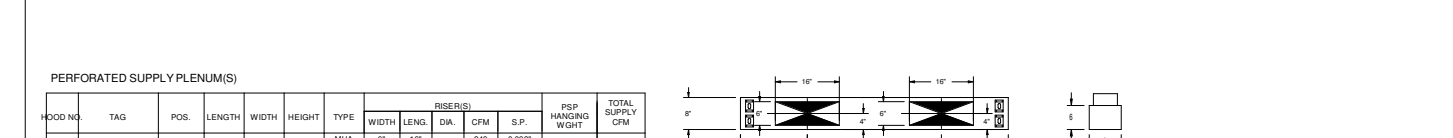
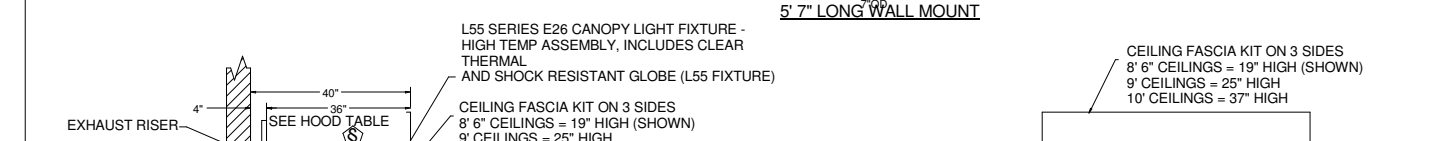
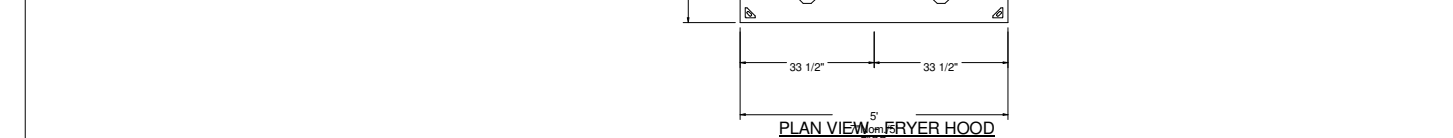
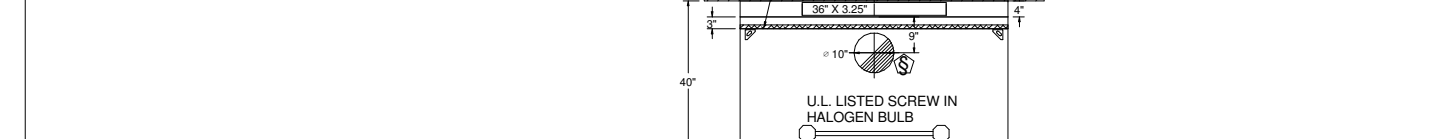
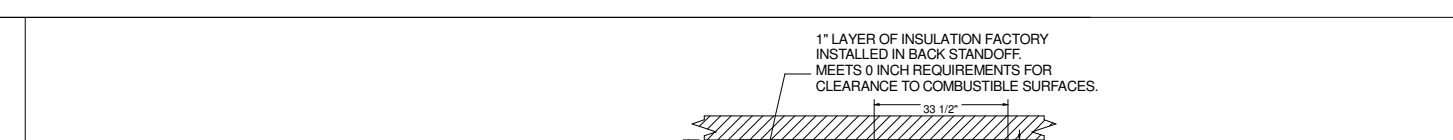
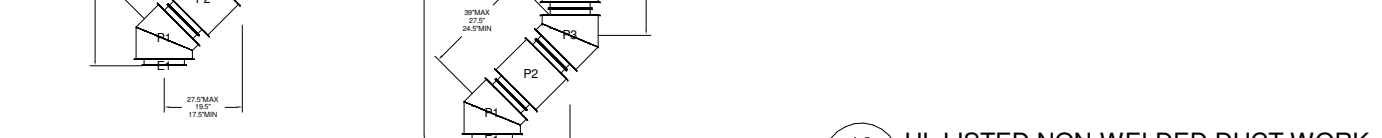
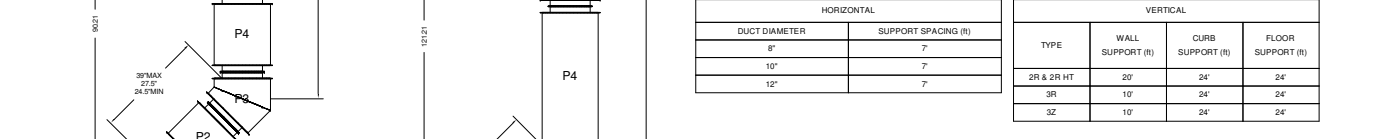
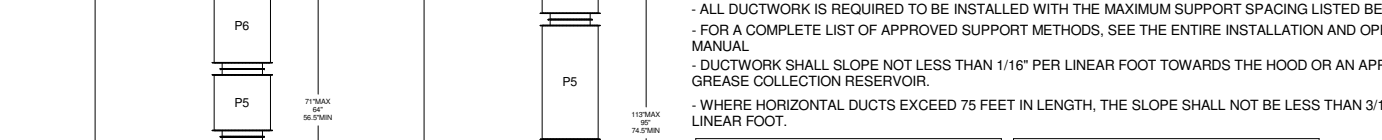
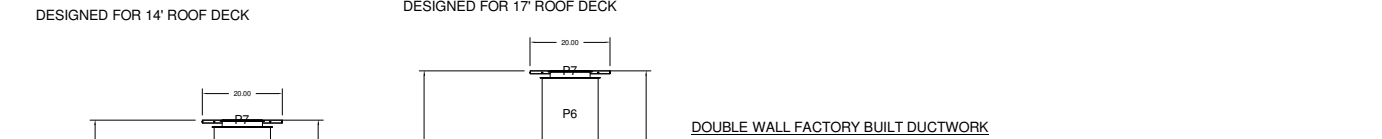
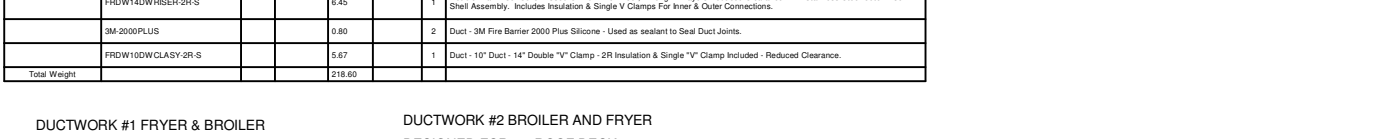
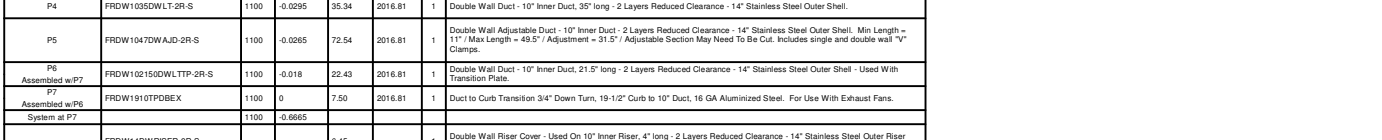
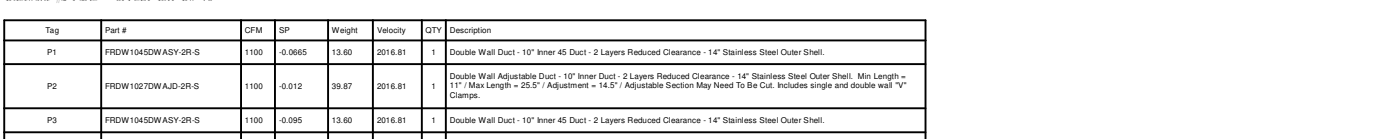
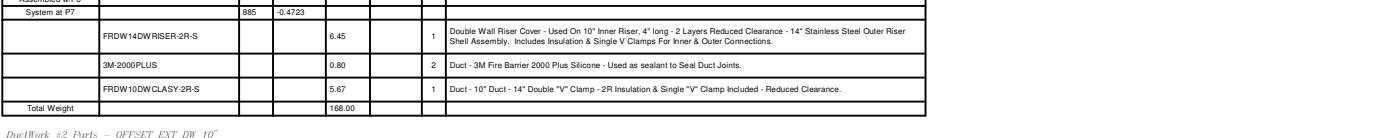
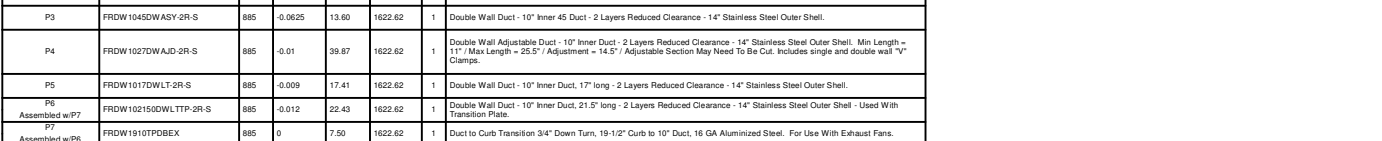
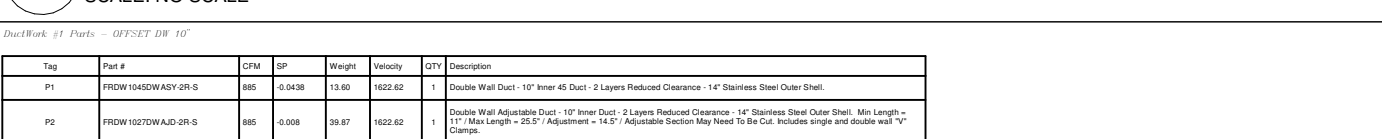
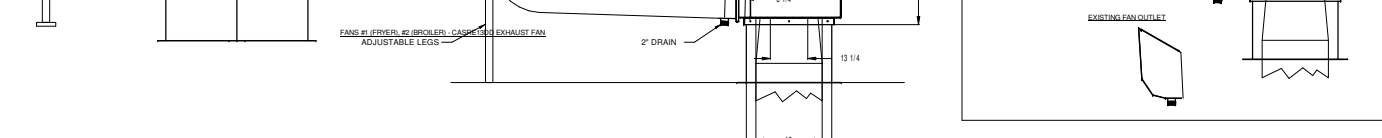
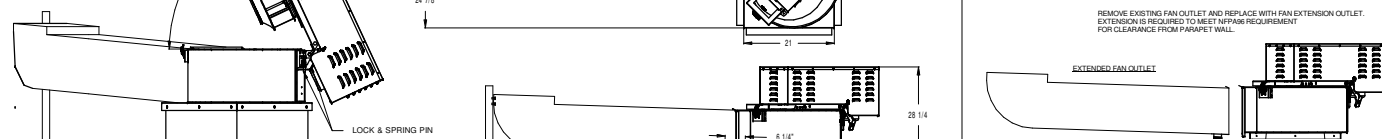
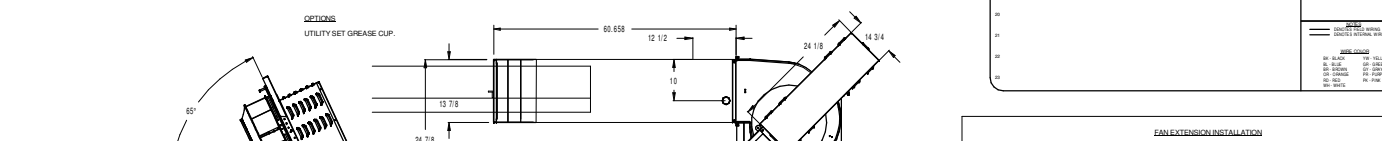
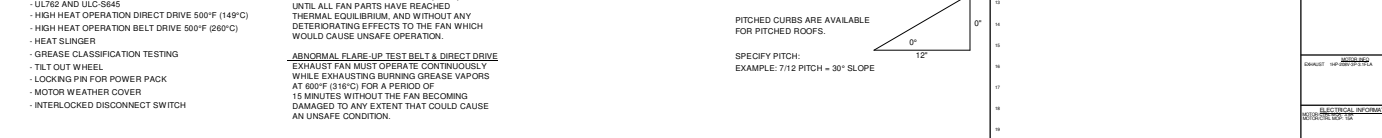
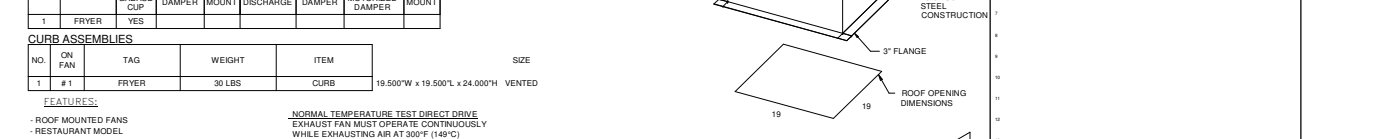
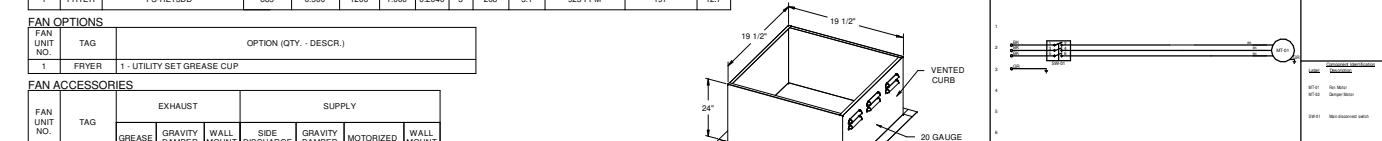
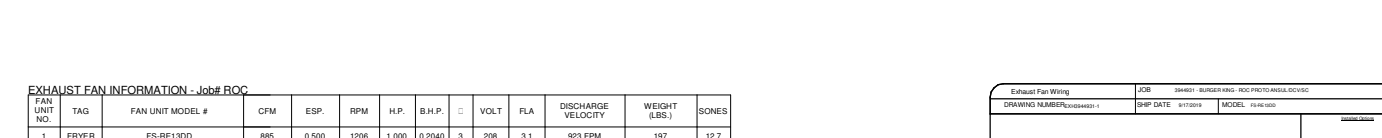
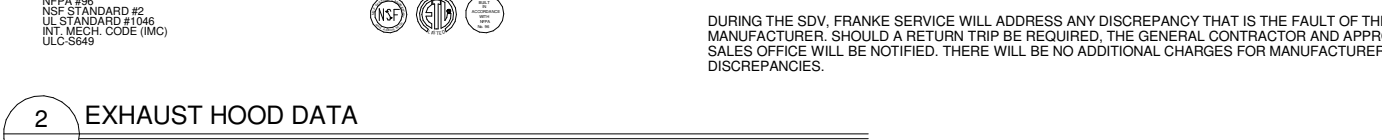
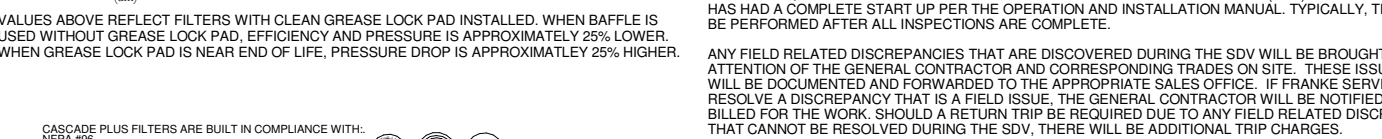
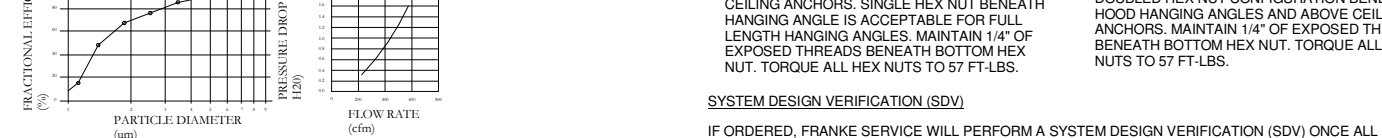
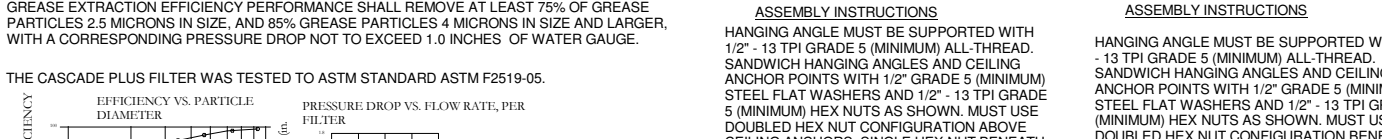
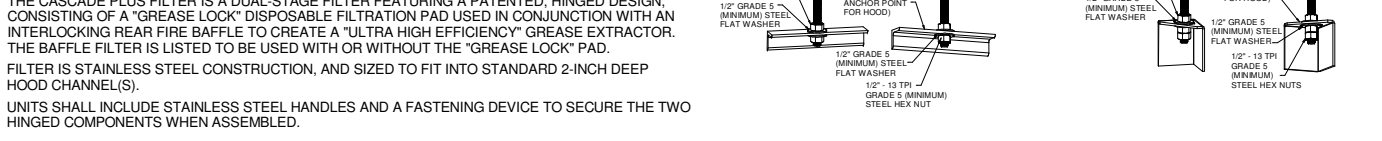
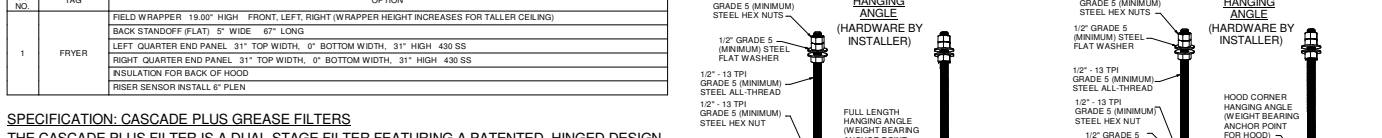
ITEM	QTY	DESCRIPTION
1	2	S/S CAP STRIP
2	1	WALL FLASHING 48" WIDE
3	1	WALL FLASHING 9.5" WIDE

USED WHEN ONLY THE FRYER HOODS WALL MOUNTED



NO.	DESCRIPTION	QTY	UNIT	PRICE	TOTAL
1	FRYER HOOD	1	EA	1000.00	1000.00
2	BROILER HOOD	1	EA	1000.00	1000.00

NO.	DESCRIPTION	QTY	UNIT	PRICE	TOTAL
1	FRYER HOOD	1	EA	1000.00	1000.00
2	BROILER HOOD	1	EA	1000.00	1000.00





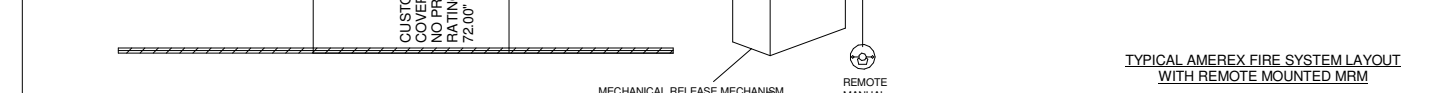
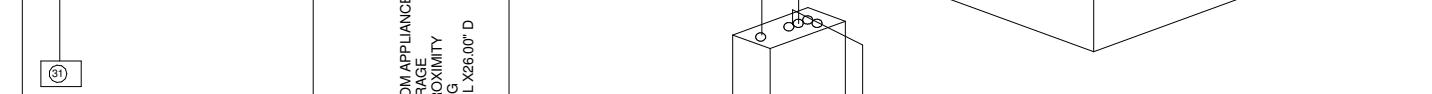
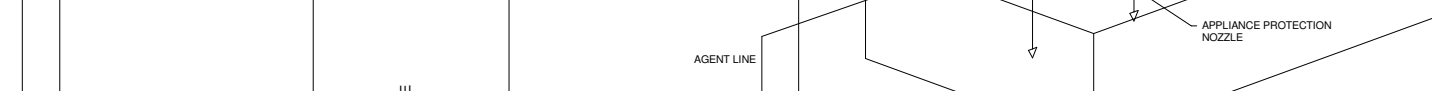


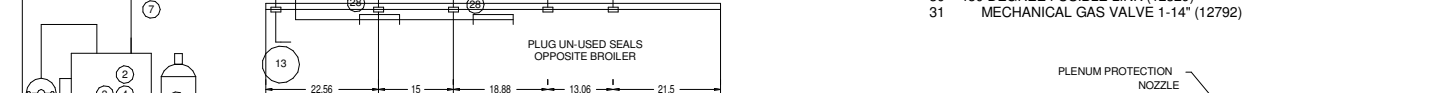
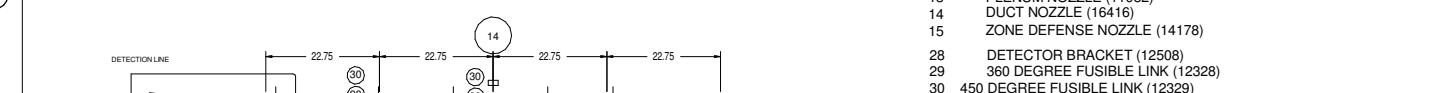

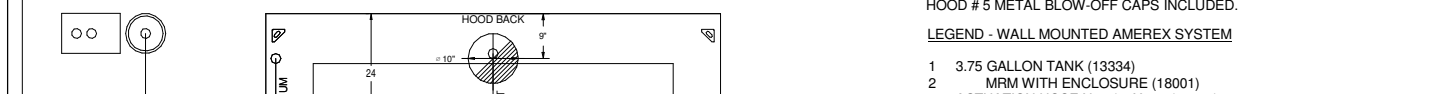
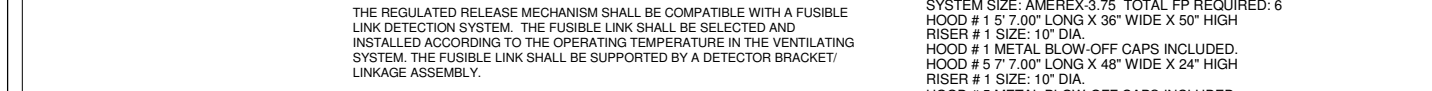
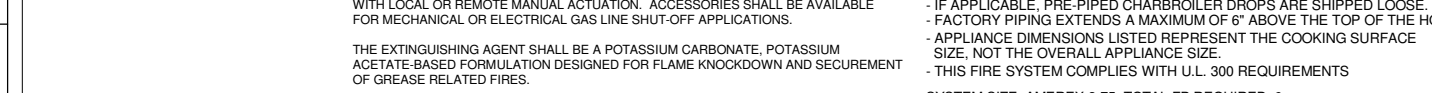
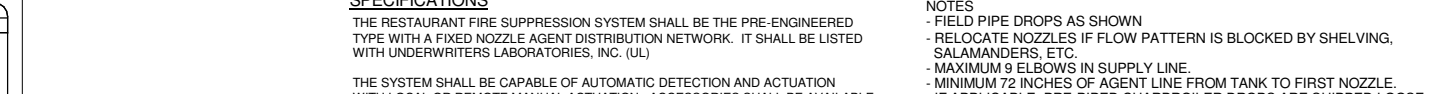
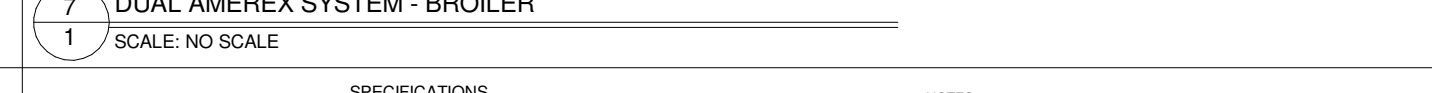

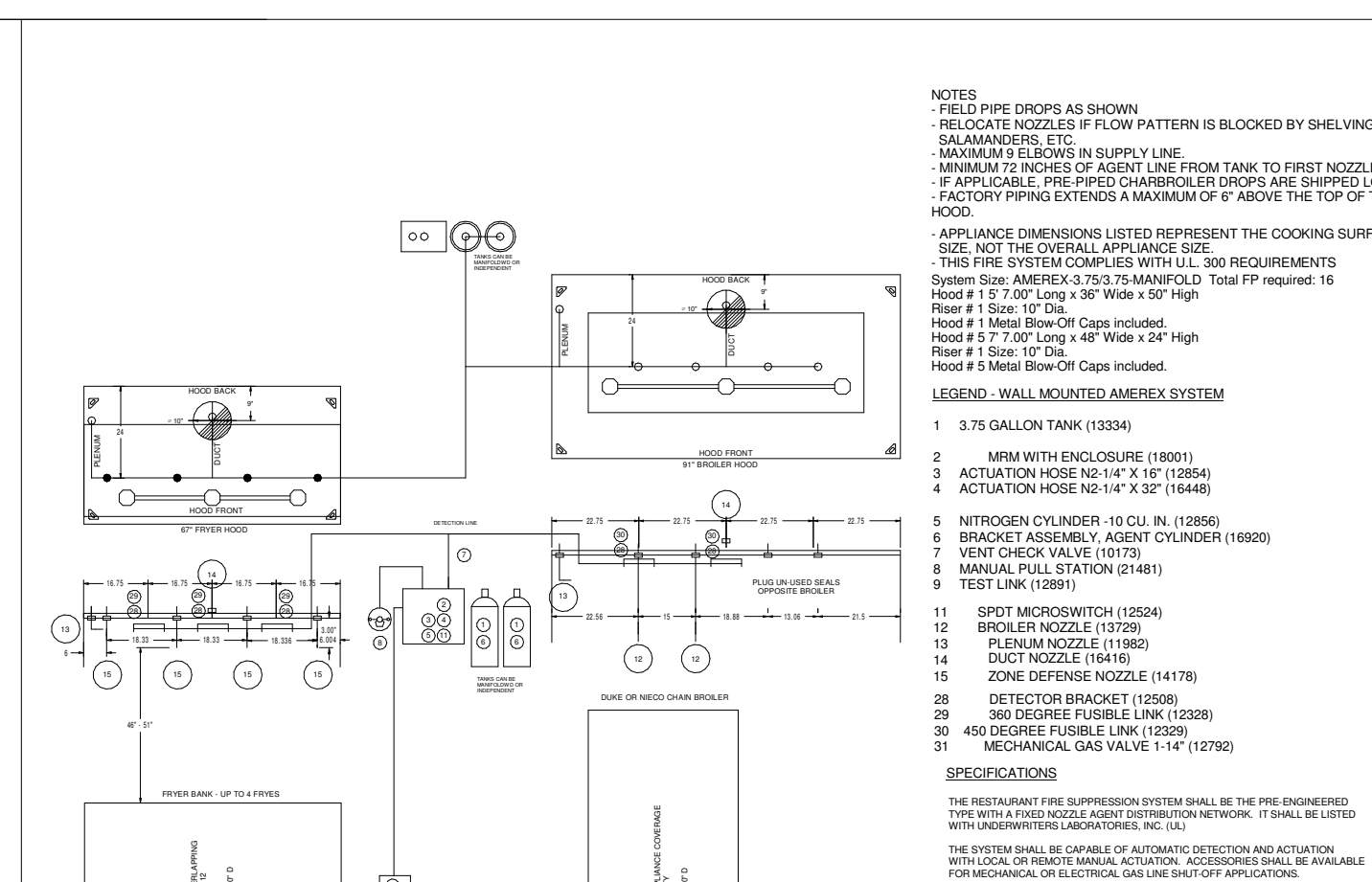

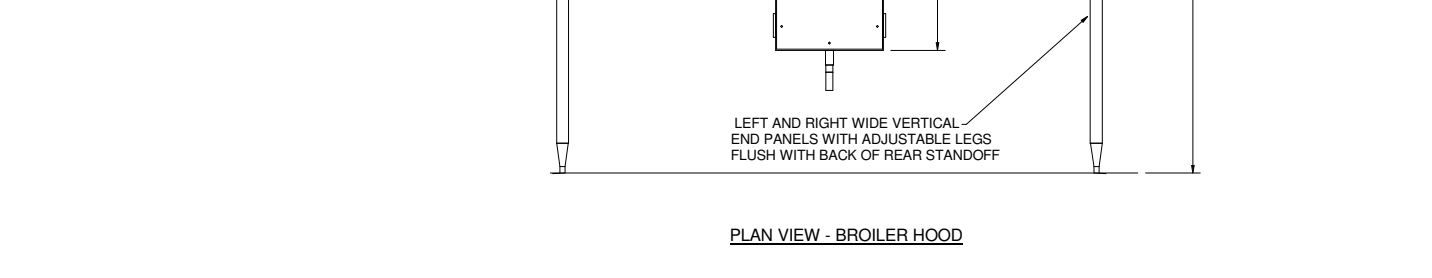
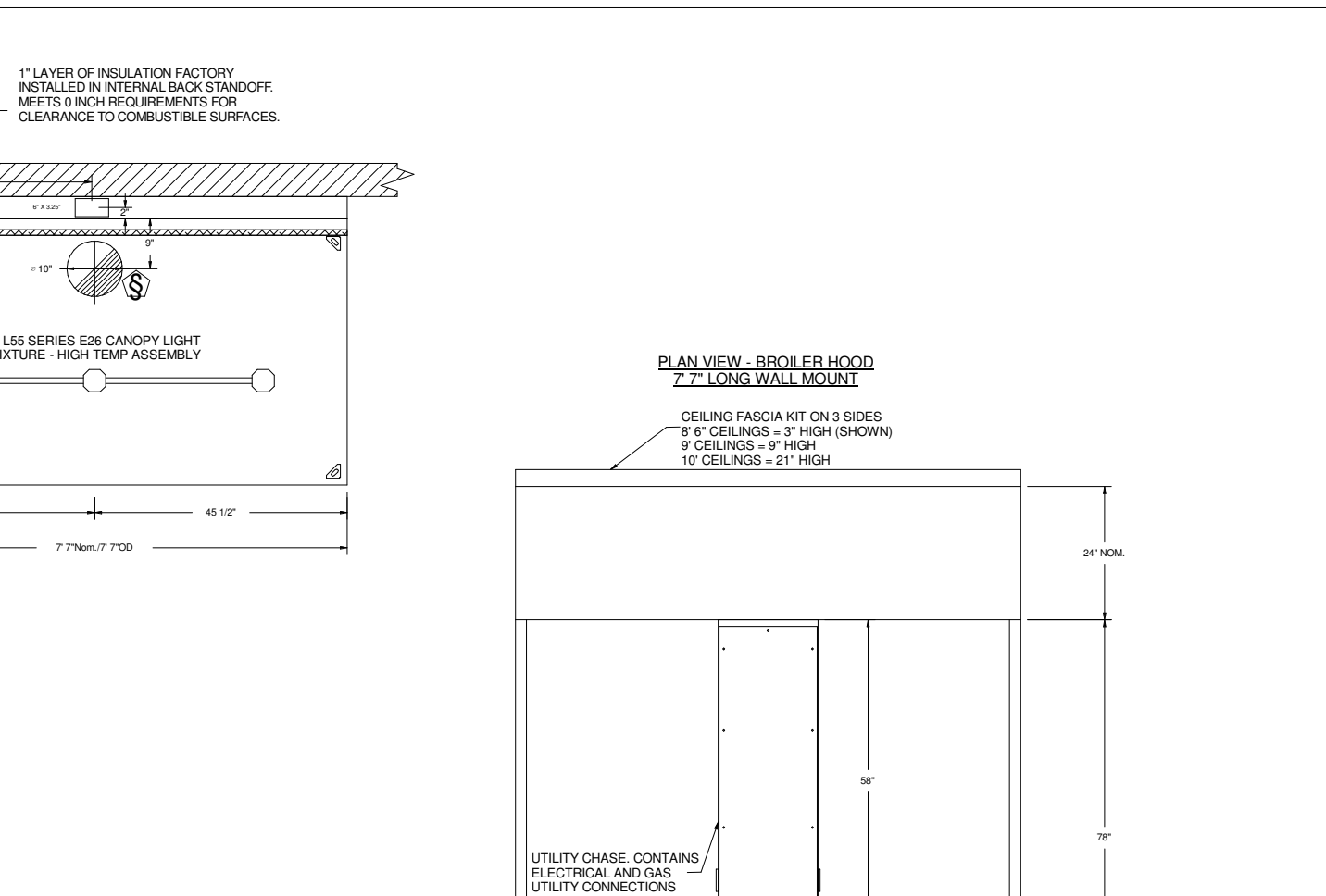



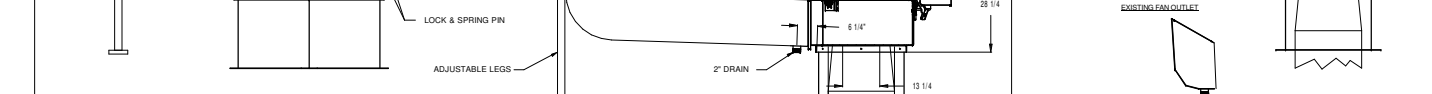
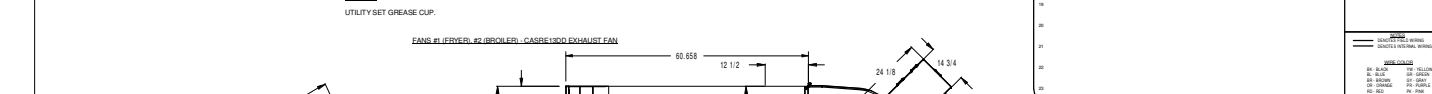
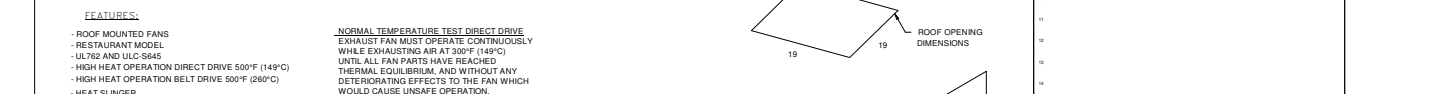
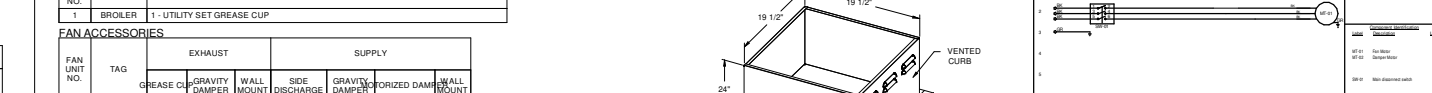
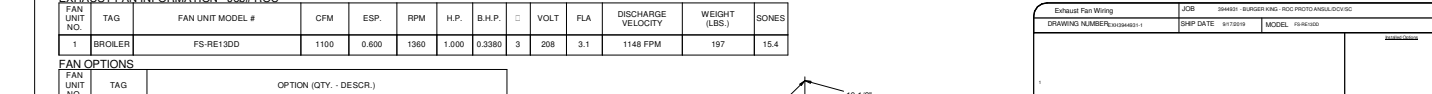
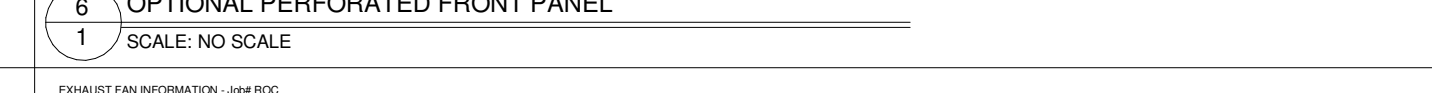

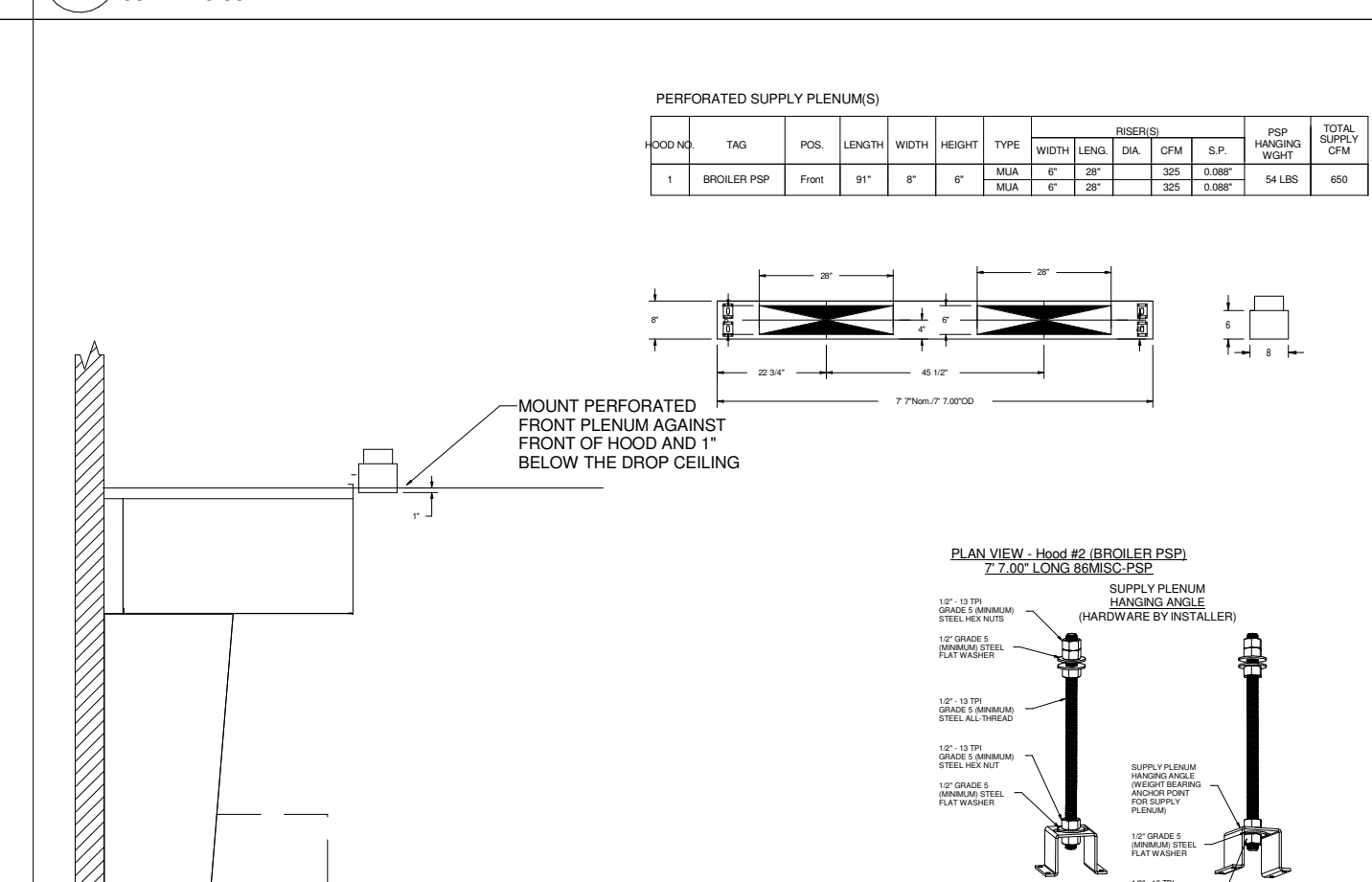
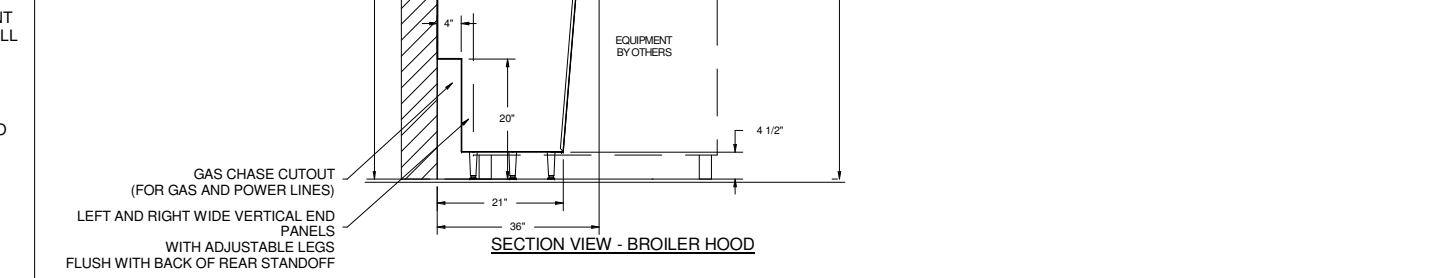
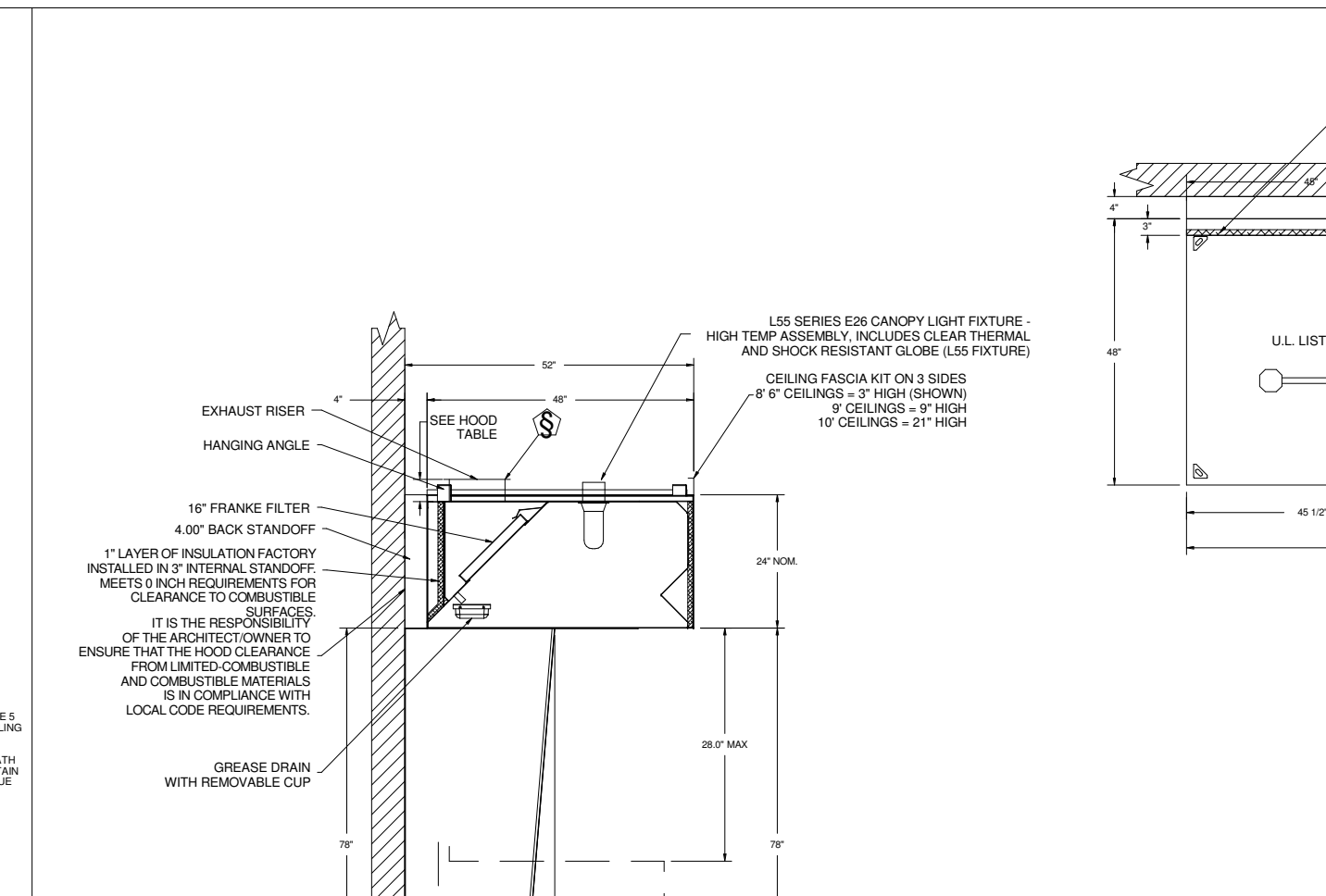


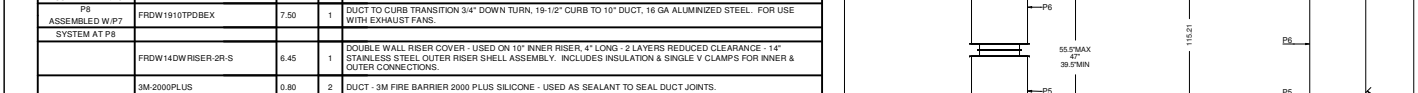
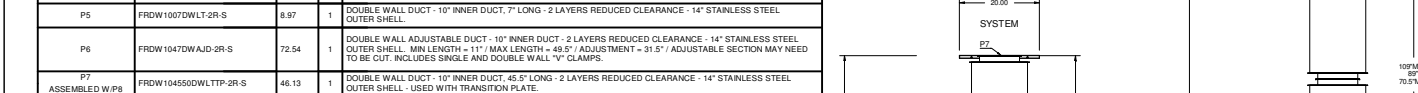
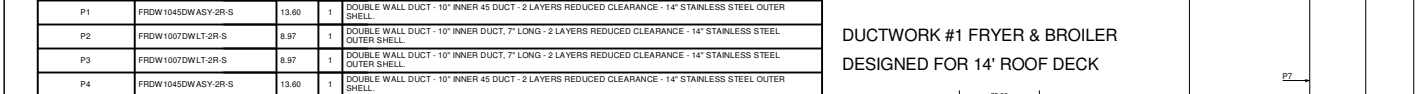
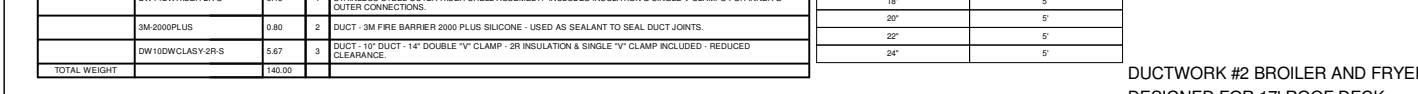
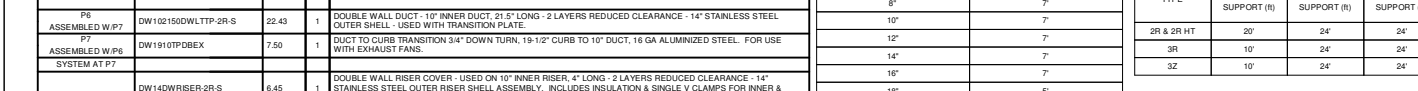
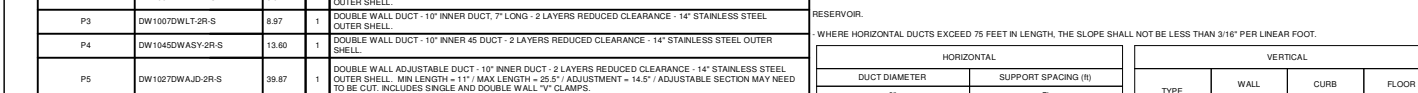

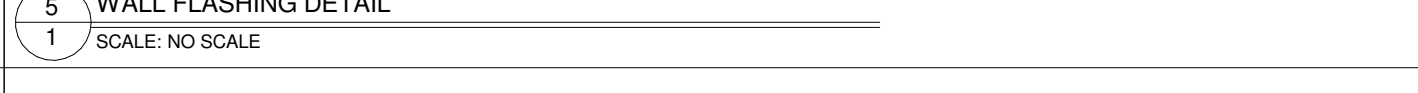
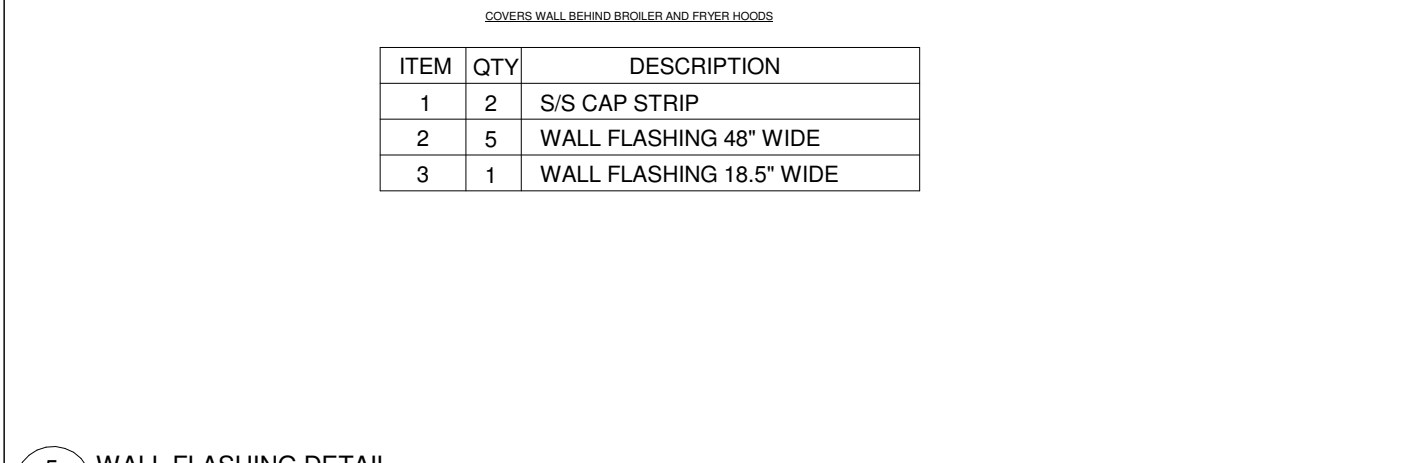
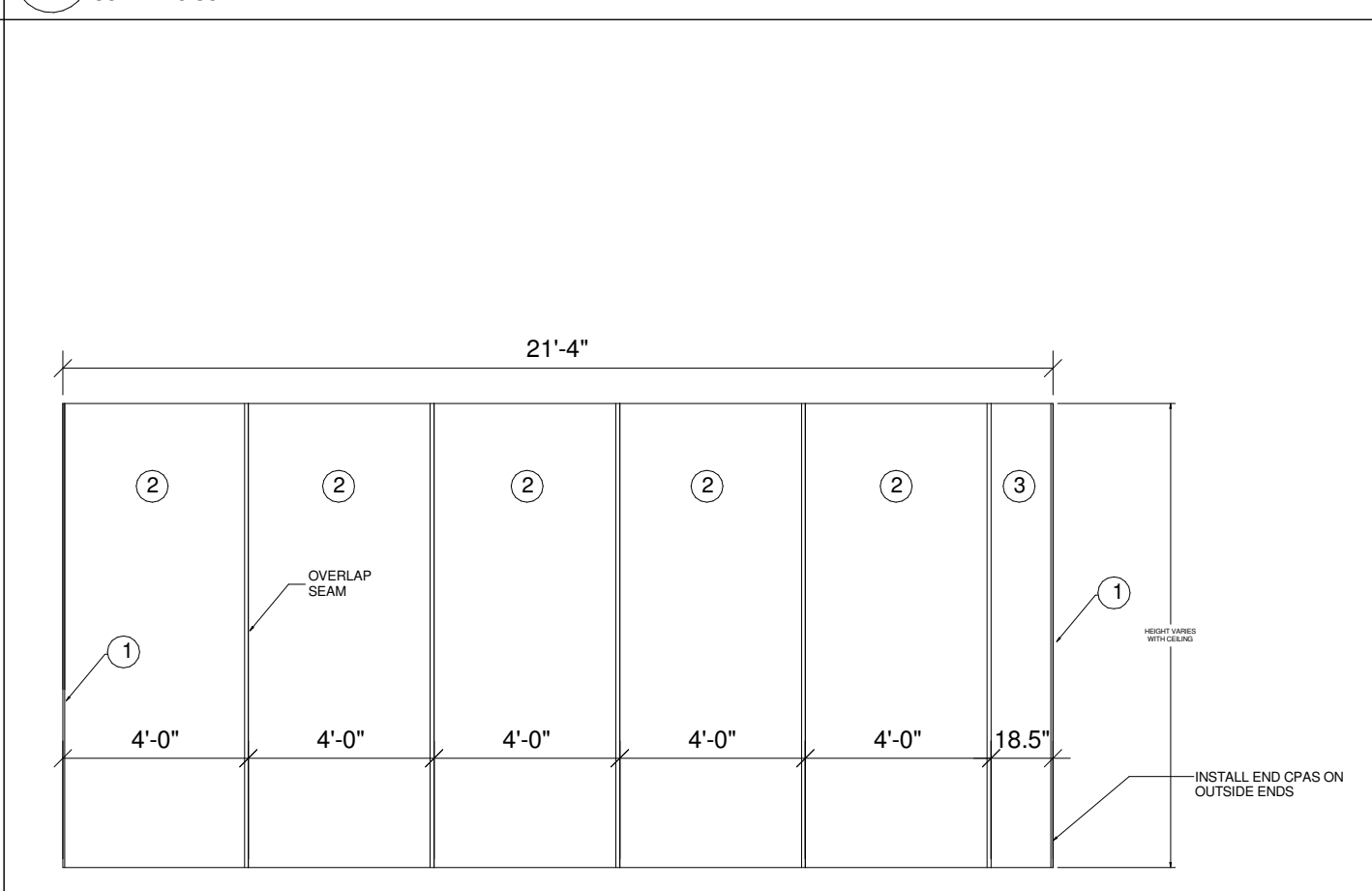

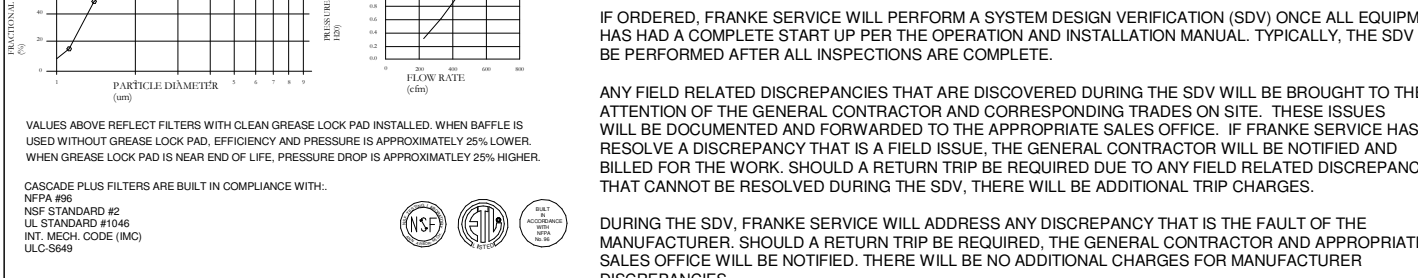
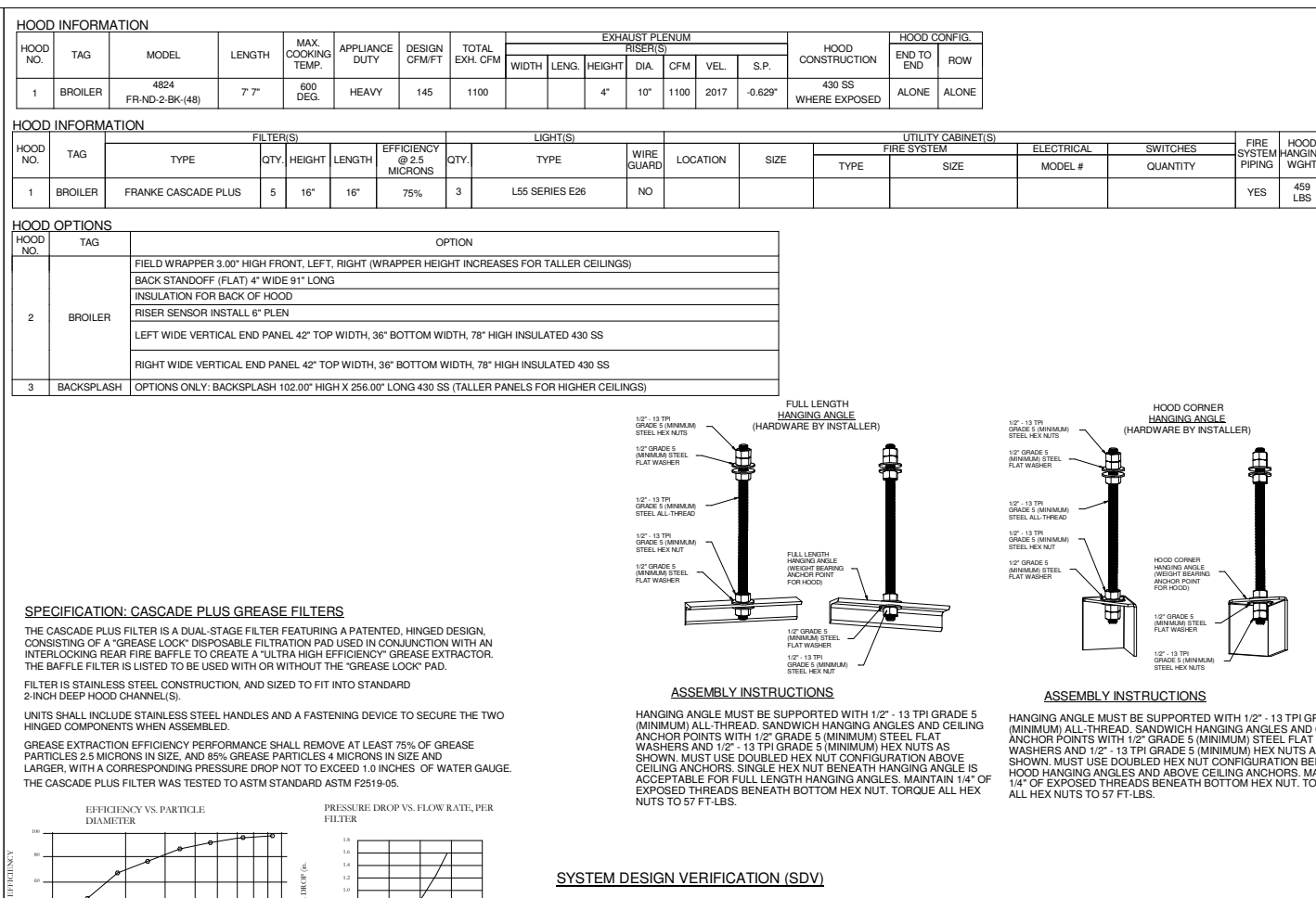
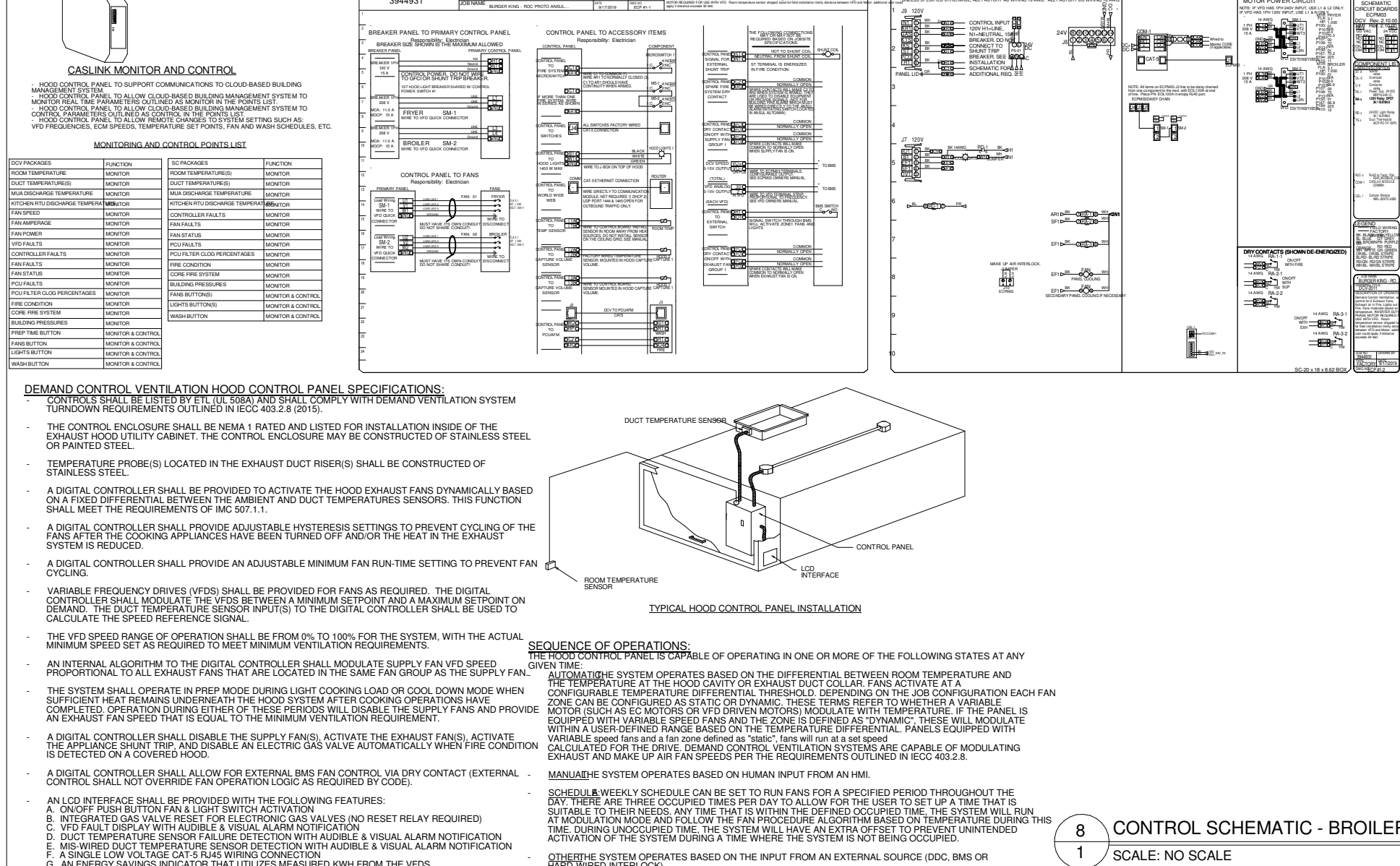
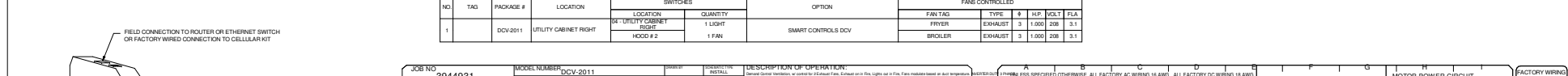

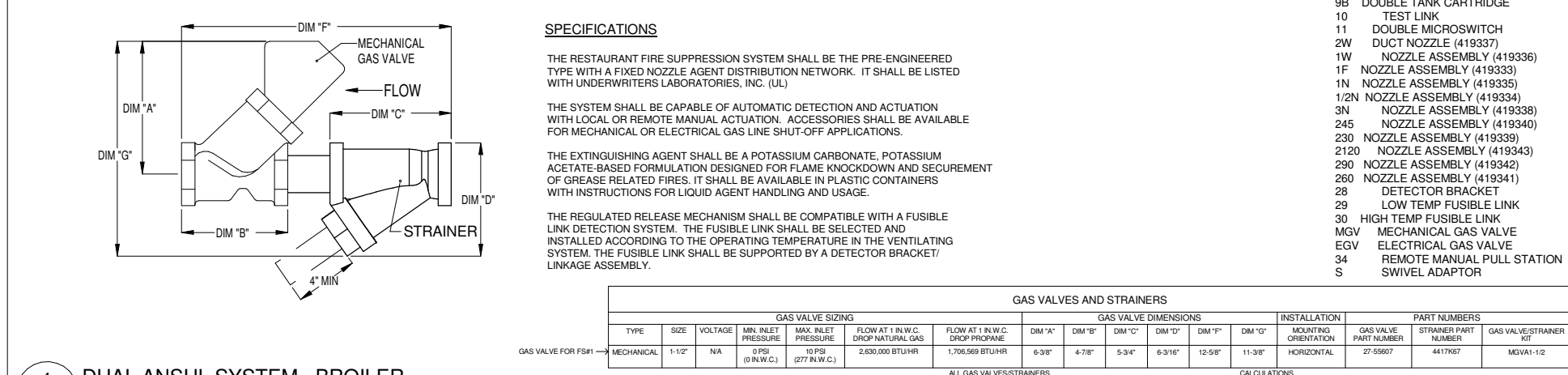
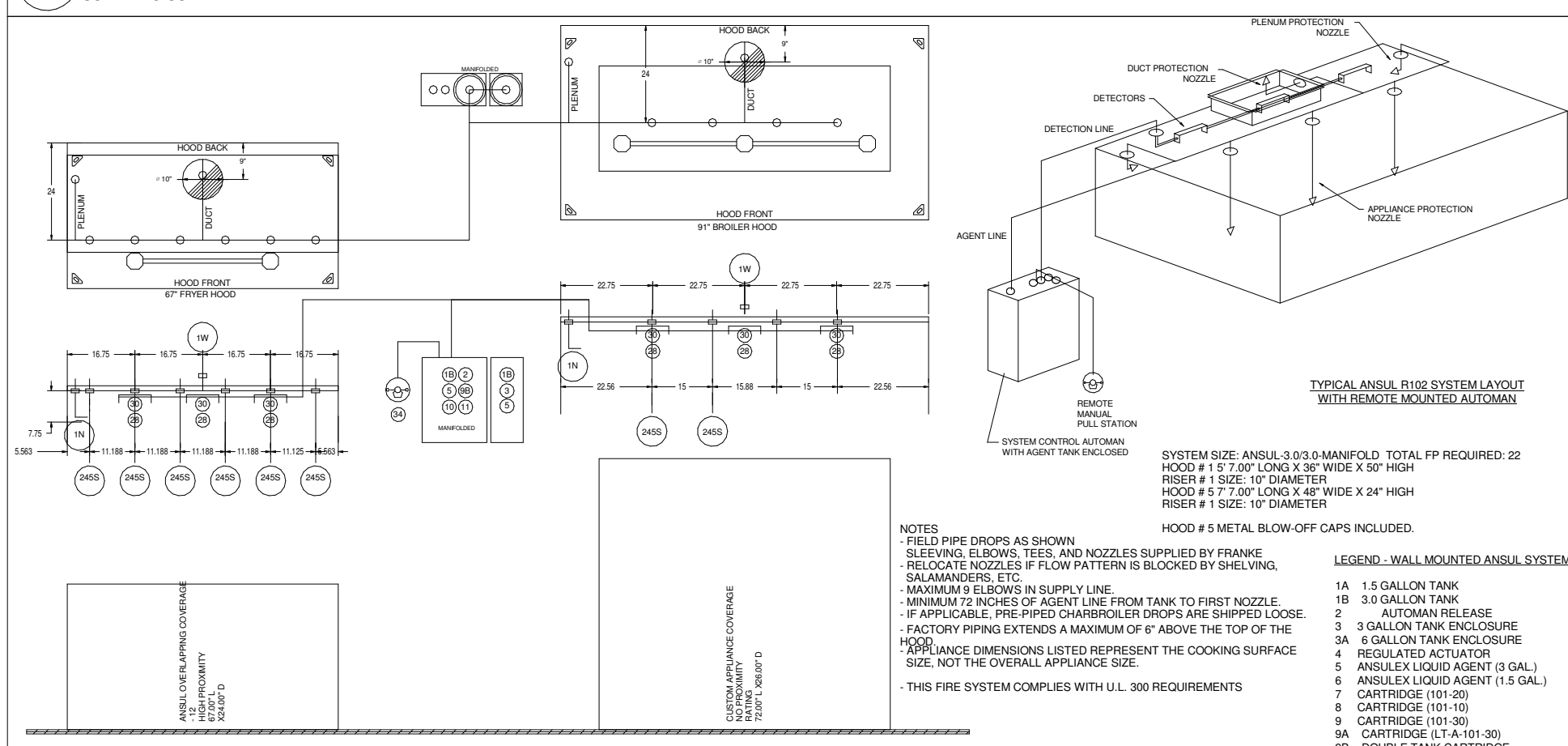

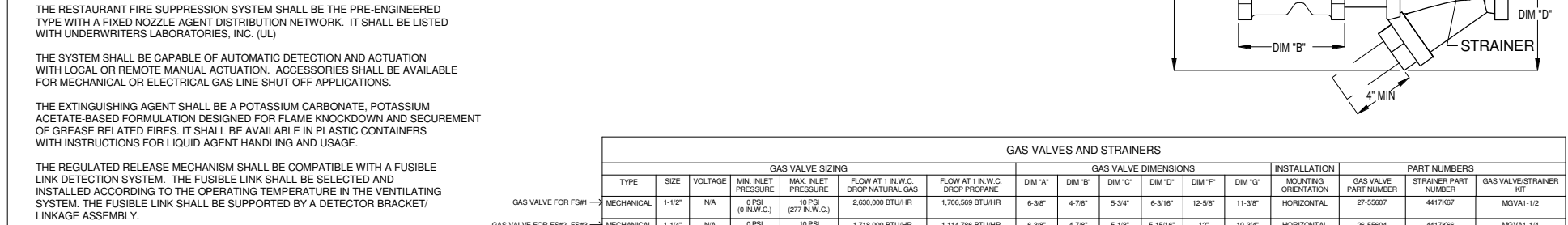
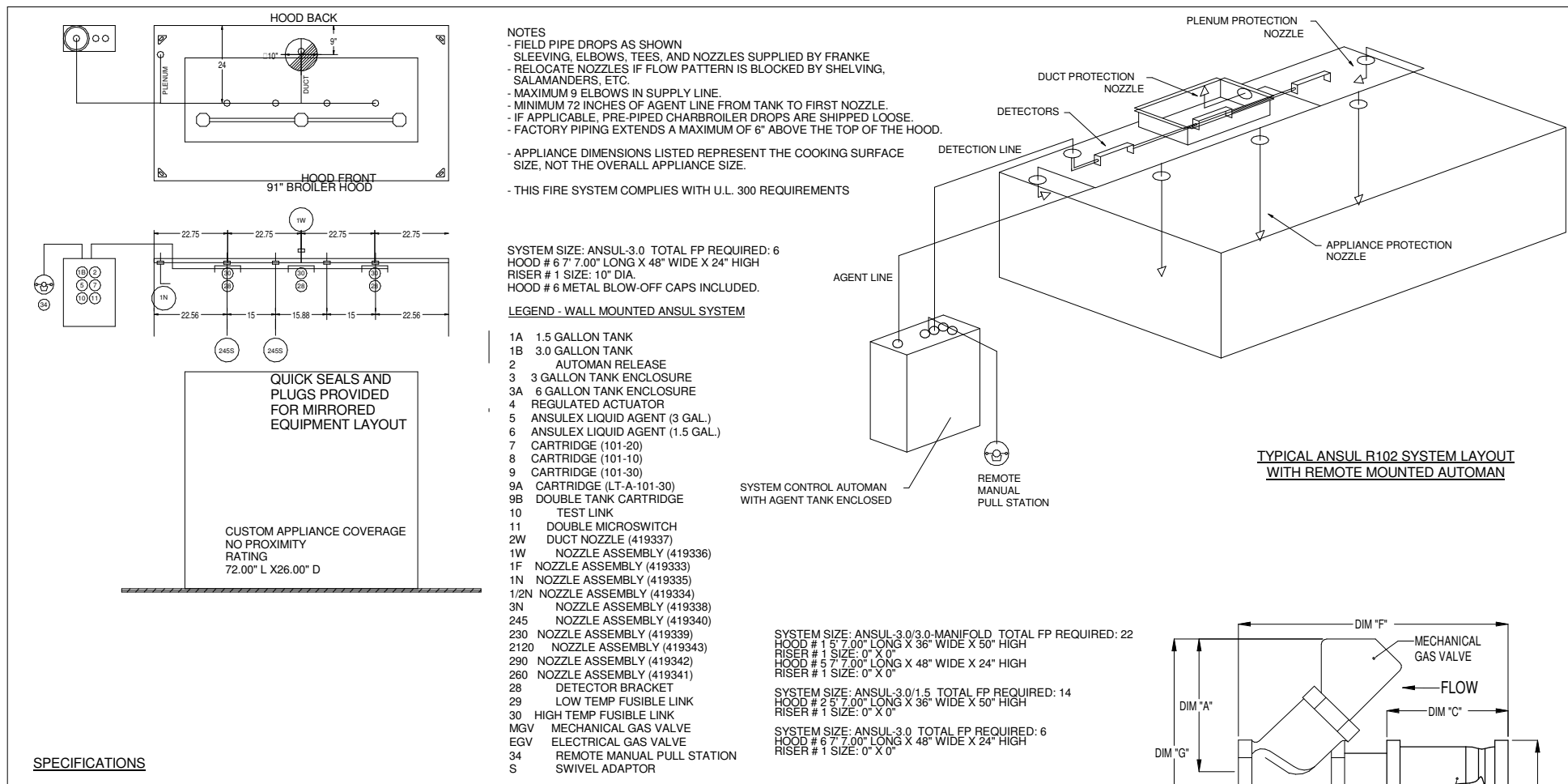
Franks Foodservice Systems America, Inc.  
 800 Aviation Parkway  
 Smyrna, TN 37167  
 Tel: +1 800 472-2954  
 us-customer-service@franke.com  
 www.franksapp.com

© 2020 Franks Foodservice America, Inc.  
 These drawings and specifications are the property of Franks Technology and Trademark Ltd. and shall not be reproduced, copied or transferred to any third party without the prior written permission of Franks Technology and Trademark Ltd. (Franks). Franks reserves the right to change equipment without notice.

ACCOUNT  
**BURGER KING**  
 RESTAURANT #  
 TITLE  
**KES FRYER HOOD DETAILS**  
 OPERATOR  
**Port Food Group, LLC**  
 SITE ADDRESS  
**Derry Street & Miroy Road**  
 City  
**Harrisburg**  
 STATE  
**PA** ZIP CODE  
**17104**  
 COUNTRY REGION  
**USA N. AMERICA**


BUILDING TYPE  
**FREESTANDING**  
 ELECTRICAL SERVICE  
**208-230V/60HZ**  
 GAS SERVICE  
**NATURAL**  
 MARKET MANAGER  
**MYLES COUYOUMJIAN**  
 FRANKS PROJECT NUMBER  
**1413898**  
 FRANKS STORE NUMBER  
**5125206**  
 CREATED BY  
**DK996**  
 DATE ISSUED  
**01/14/2021**  
 MODIFIED BY  
**dk996**  
 DRAWING SCALE  
**As Noted**  
 UNITS  
**INCH**  
 DRAWING NUMBER  
**Harrisburg, PA**

SHEET NAME  
**K4.1**  
 REVISION  
**C**



REV	DATE	DESCRIPTION
C	01/14/2021	ADDED CHICKEN BATTER STATION
B	08/06/2020	ROTARY BUILDING SHELL
A	07/15/2020	INITIAL ISSUE

BY	DATE	DESCRIPTION
AK996		
AK996		
AK996		



Franks Foodservice Systems America, Inc.  
800 Aviation Parkway  
Smith, TN 37167  
Tel: +1 800 472-2954  
frankesystems.com

© 2020 Franke Foodservice America, Inc.  
These drawings and specifications are the property of Franke Technology and Trademark Ltd. and shall not be reproduced, copied or transferred in any form or by any means without the prior written permission of Franke Technology and Trademark Ltd. (Hemel Hempstead, Hertfordshire)

Exclusion of Liability:  
FRANKE does not accept responsibility for the accuracy of the floor plans and construction drawings. All dimensions are approximate and shall be verified by the contractor. FRANKE reserves the right to change equipment without notice.

ACCOUNT  
**BURGER KING**  
RESTAURANT #  
N/A  
TITLE  
KES BROILER HOOD DETAILS

OPERATOR  
Royal Food Group, LLC  
SITE ADDRESS  
Derry Street & Miroy Road  
CITY  
Harrisburg

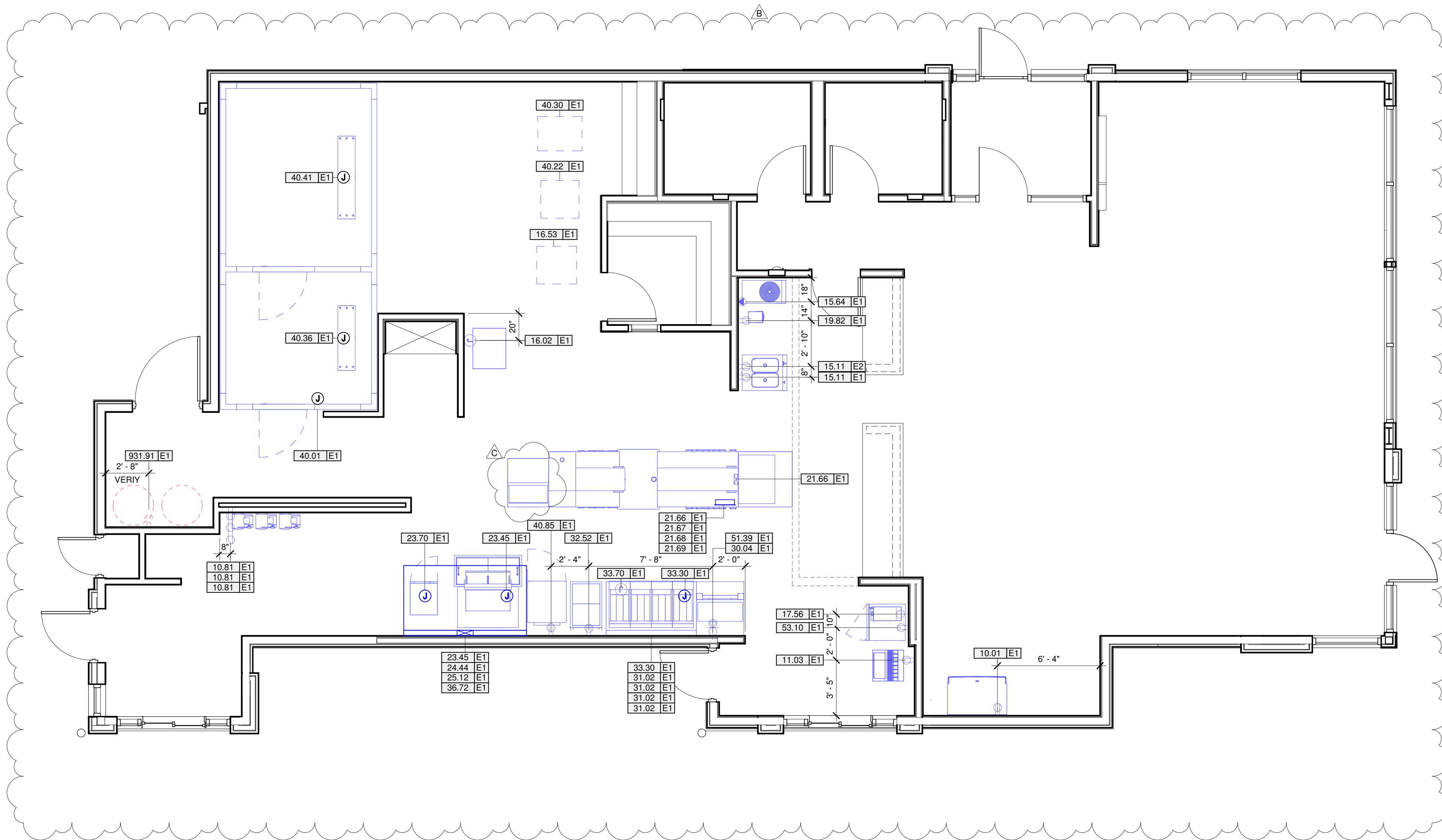
STATE PA ZIP CODE  
17104  
COUNTRY USA REGION  
N. AMERICA

BUILDING TYPE  
FREE STANDING  
ELECTRICAL SERVICE  
208-230V/60HZ  
GAS SERVICE  
NATURAL  
MARKET MANAGER  
MYLES COUYOUMJIAN  
FRANKE PROJECT NUMBER  
1413898  
FRANKE STORE NUMBER  
5128506

CREATED BY  
DK996  
DATE ISSUED  
01/14/2021  
MODIFIED BY  
dk996

DRAWING SCALE  
As Noted  
UNITS  
INCH  
DRAWING NUMBER  
Harrisburg, PA  
SHEET NAME  
**K4.2**

REVISION  
C



**1** KES Electrical Plan  
1/4" = 1'-0"

**ELECTRICAL CONTRACTOR NOTES**

- 1 E.C. TO PROVIDE AND INSTALL RECEPTACLES, CAPS, AND CORDS AS REQUIRED. CAPS AND CORDS ARE TO BE INSTALLED ACCORDING TO THE MANUFACTURER'S INSTRUCTIONS AND COMPLY WITH ALL APPLICABLE CODES
- 2 E.C. TO CONNECT ELECTRICAL SERVICE DIRECTLY TO EQUIPMENT ACCORDING TO THE MANUFACTURER'S INSTRUCTIONS. ELECTRICAL CONNECTIONS SHALL COMPLY WITH ALL APPLICABLE CODES
- 3 E.C. TO RE-CONNECT ELECTRICAL CIRCUITS ON ALL PRE-WIRED EQUIPMENT DISASSEMBLED FOR SHIPMENT.
- 4 WHERE EQUIPMENT IS NOT PRE-WIRED, E.C. TO CONNECT THE ELECTRICAL SERVICE AND PROVIDE INTER-WIRING AS REQUIRED.
- 5 WHERE RECEPTACLES PROVIDED WITH THE EQUIPMENT, E.C. TO EXTEND ELECTRICAL SERVICE AS REQUIRED TO PROVIDED RECEPTACLES
- 6 FRANKE KITCHEN DRAWINGS ONLY INCLUDE RECEPTACLES REQUIRED FOR SPECIFIC KITCHEN EQUIPMENT. REFER TO BUILDING FLOOR PLANS FOR THE LOCATIONS OF UTILITY AND GENERAL PURPOSE RECEPTACLES.
- 7 E.C. TO VERIFY UTILITY REQUIREMENTS FOR ITEMS NOT PROVIDED BY FRANKE.
- 8 NOTIFY FRANKE PROJECT MANAGER IMMEDIATELY IN WRITING IF THESE DRAWINGS ARE IN CONFLICT WITH ANY LOCAL, STATE OR NATIONAL CODES.

**WALK-IN COOLER/FREEZER NOTES**

- 1 E.C. TO PROVIDE AND INSTALL A HEATING ELEMENT ON THE COOLER AND FREEZER CONDENSATE DRAIN LINE.
- 2 E.C. TO CONNECT THE PRIMARY ELECTRICAL SERVICE TO THE CONDENSING UNITS, AND INTER-WIRE SERVICE TO THE EVAPORATOR COIL(S), CONTROLS, LIGHT FIXTURES AND DOOR PERIMETER HEATERS.

**ABBREVIATIONS**

AFC	ABOVE FINISHED CEILING
AFF	ABOVE FINISHED FLOOR
AFR	ABOVE FINISHED ROOF
BFC	BELOW FINISHED CEILING
WIB	WALK-IN BOX (COOLER/FREEZER)

**SYMBOL LEGEND**

	SINGLE RECEPTACLE	XXX.XX	EQUIPMENT TAG
	DUPLEX RECEPTACLE	XXX.XX E1	ELECTRICAL ROUGH-IN TAG
	SPECIAL RECEPTACLE	XXX.XX P1	PLUMBING ROUGH-IN TAG
	JUNCTION BOX	XXX.XX M1	MECHANICAL ROUGH IN TAG
	CIRCUIT BREAKER PANELS		WASTE DRAINS (FLOOR SINK)
	COLD WATER		DIRECT WASTE DRAIN (HUB)
	HOT WATER		WASTE DRAINS (INDIRECT & DIRECT)
	HOT & COLD WATER		EXHAUST DUCT (BOILER OR FRY HOOD)
	HOT & COLD POTABLE WATER / DIRECT WASTE DRAIN COMBO		SERVICE CHASE
	GAS		

	EXISTING EQUIPMENT
	DEMOLISHED EQUIPMENT
	RELOCATED EQUIPMENT
	NEW EQUIPMENT
	FUTURE EQUIPMENT

REV	DATE	DESCRIPTION	BY
C	01/14/2021	ADDED CHICKEN BATTER STATION	dk996
B	08/06/2020	ROTARY BUILDING SHELL	dk996
A	07/15/2020	INITIAL ISSUE	dk996

*Make it Wonderful*

**FRANKE**

Frankie Foodservice Systems Americas, Inc.  
800 Aviation Parkway  
Smyrna, TN 37167  
Tel. +1800 472-2954  
fr-customer-service.us@franke.com  
www.frankeusupply.com

© 2020 Frankie Foodservice Americas, Inc.  
These drawings and specifications are the property of Frankie Technology and Trademark Ltd. and shall not be reproduced, copied or transferred to any third party without the prior written permission of Frankie Technology and Trademark Ltd. (Hertford, Hertfordshire)

Exclusion of Liability:  
FRANKE accepts no responsibility for the accuracy of the floor plans and construction drawings. All dimensions and construction specifications shall be controlled by the client prior to installation. Specifications for power consumption and inter-wire service are limited to equipment supplied by FRANKE. All third party accessories shown are within the responsibility of the client. FRANKE reserves the right to change equipment without notice.

**ACCOUNT**  
**BURGER KING**

RESTAURANT #  
N/A

TITLE  
KES ELECTRICAL PLAN

OPERATOR  
Royal Food Group, LLC

SITE ADDRESS  
Derry Street & Milroy Road

CITY  
Harrisburg

STATE  
PA

ZIP CODE  
17104

COUNTRY  
USA

REGION  
N. AMERICA

BUILDING TYPE  
FREESTANDING

ELECTRICAL SERVICE  
208-230V/60Hz

GAS SERVICE  
NATURAL

MARKET MANAGER  
MYLES COUYOUMJIAN

FRANKE PROJECT NUMBER  
1413898

FRANKE STORE NUMBER  
5182506

CREATED BY  
DK996

DATE ISSUED  
01/14/2021

MODIFIED BY  
dk996

DRAWING SCALE  
As Noted

UNITS  
INCH

DRAWING NUMBER  
Harrisburg, PA

SHEET NAME  
**KE1.0**

REVISION  
C



## MECHANICAL KEYNOTES

KEY VALUE	KEYNOTE TEXT
M1.2	CUT OUT F/ROOF CURB BY G.C. SEE DETAIL ON K4.

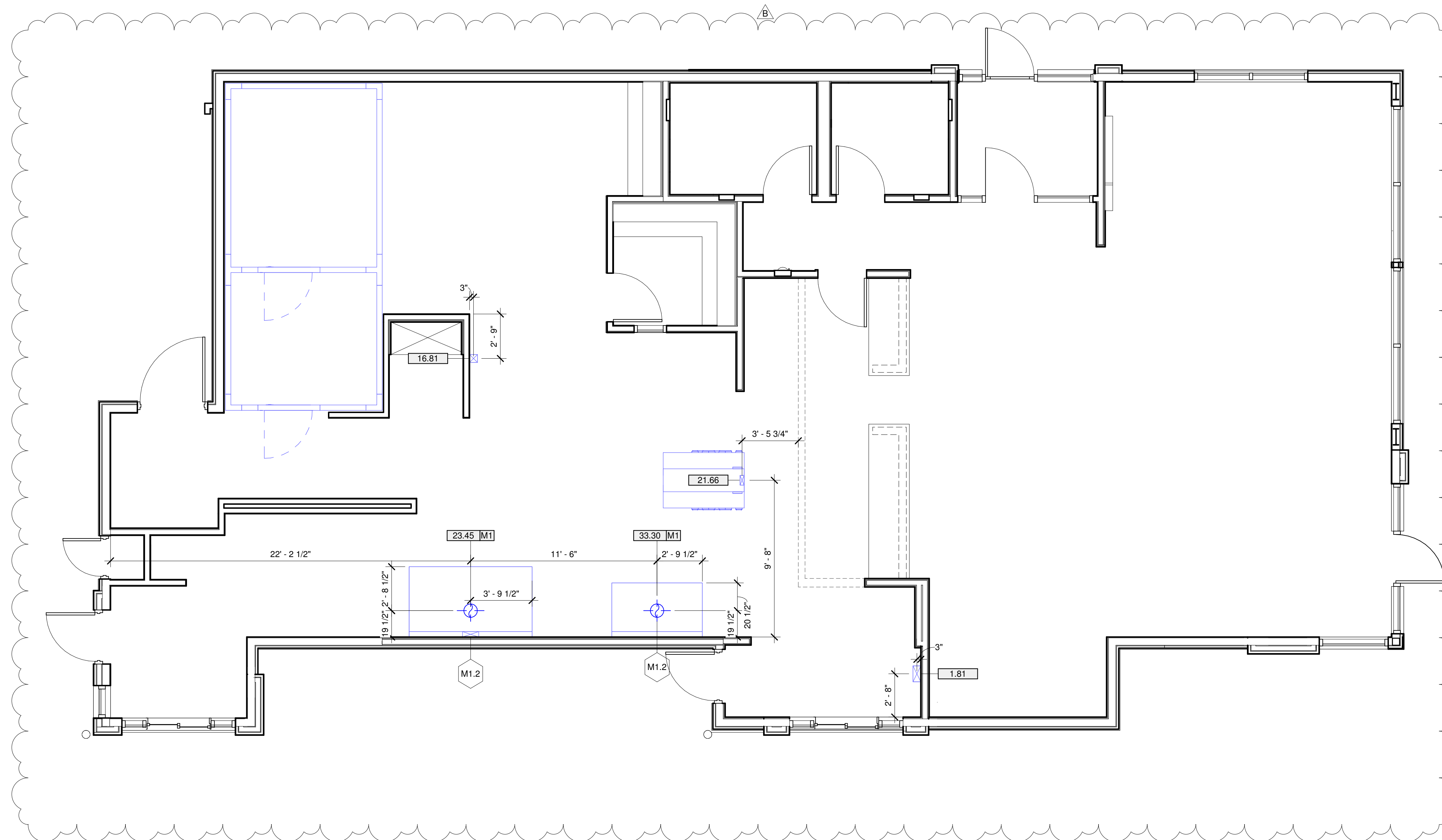
REV	DATE	DESCRIPTION
C	01/14/2021	ADDED CHICKEN BATTER STATION
B	08/06/2020	ROTATE BUILDING SHELL
A	07/15/2020	INITIAL ISSUE
BY		

### MECHANICAL CONTRACTOR NOTES

- ALL WORK SHALL BE PERFORMED BY A QUALIFIED LICENSED MECHANICAL CONTRACTOR IN ACCORDANCE WITH ALL COUNTRY, STATE AND LOCAL CODES.
- ALL WORK SHALL BE COMPLETED IN A NEAT, SAFE, AND WORKMAN-LIKE MANNER.
- HVACR CONTRACTOR SHALL PROVIDE AND INSTALL EXHAUST FANS AND ROOF CURBS UNLESS OTHERWISE STATED IN THE EQUIPMENT SCHEDULE OF THESE DRAWINGS.
- HVACR CONTRACTOR SHALL INSTALL CEILING SUSPENDED EXHAUST HOODS
- HVACR CONTRACTOR SHALL INSTALL EXHAUST AND INDUCTION AIR DUCT WORK PROVIDED WITH THE EXHAUST HOOD(S). NOTE: THE EXHAUST DUCTS PROVIDED WITH THE HOODS ARE DESIGNED FOR INSTALLATION IN SINGLE STORY, STANDARD BK STRUCTURES. IN OTHER APPLICATIONS, HVACR CONTRACTOR SHALL PROVIDE AND INSTALL SUPPLEMENTAL DUCT WORK AS REQUIRED. THE PROVIDED SUPPLEMENTAL DUCT WORK SHALL MEET ALL APPLICABLE CODES.
- ALL EXHAUST, MAKE-UP AND INDUCTION AIR QUANTITIES AND SPECIFICATIONS ARE AT THE DUCT COLLAR UNLESS SPECIFIED OTHERWISE.
- THE FIRE SUPPRESSION SYSTEM IS TO BE INSTALLED BY AN INSTALLER CERTIFIED AND LICENSED BY THE SYSTEM MANUFACTURER. ALL SYSTEM COMPONENTS NOT INCLUDED WITH THE EXHAUST HOODS ARE TO BE PROVIDED AND INSTALLED BY THE SYSTEM INSTALLER.
- HVACR CONTRACTOR TO INSTALL PRE-CHARGED REFRIGERATION LINES PROVIDED BY FRANKE FOR THE WALK-IN COOLER/FREEZER. HVACR CONTRACTOR SHALL START UP AND ADJUST THE WALK-IN COOLER/FREEZER REFRIGERATION SYSTEM(S) AND ANY OTHER REFRIGERATION SYSTEMS WITH REMOTE CONDENSING UNIT(S)
- FRANKE KITCHEN DRAWINGS INCLUDE ONLY THOSE REQUIREMENTS FOR THE SPECIFIC EQUIPMENT PROVIDED BY FRANKE. REFER TO OTHER BUILDING PLANS FOR LOCATIONS OF OTHER HVACR SERVICES.
- HVACR CONTRACTOR SHALL VERIFY THE REQUIREMENTS FOR ITEMS NOT PROVIDED BY FRANKE.
- NOTIFY FRANKE PROJECT MANAGER IMMEDIATELY IN WRITING IF THESE DRAWINGS ARE IN CONFLICT WITH ANY LOCAL, STATE OR NATIONAL CODES
- THE MAXIMUM STRAIGHT DUCT RUN FOR THE FANS SPECIFIED IS 60'-0" FROM THE TOP OF THE HOOD TO THE BOTTOM OF THE FAN (OR TOP OF THE ROOF CURB). BEFORE IT IS NECESSARY TO CHANGE FAN REQUIREMENTS. IF THERE ARE ELBOWS IN THE DUCT RUN, ADD 2' SP FOR EVERY ELBOW (THIS MAY CHANGE THE REQUIREMENTS FOR THE FAN AS WELL). HVACR CONTRACTOR IS RESPONSIBLE FOR DETERMINING HVACR REQUIREMENTS AND SIZES.

### ABBREVIATIONS

CFM	CUBIC FEET PER MINUTE
FPM	FEET PER MINUTE



**1** KES Mechanical Plan  
1/4" = 1'-0"

	EXISTING EQUIPMENT
	DEMOLISHED EQUIPMENT
	RELOCATED EQUIPMENT
	NEW EQUIPMENT
	FUTURE EQUIPMENT

*Make it Wonderful*



Frankie Foodservice Systems Americas, Inc.  
800 Aviation Parkway  
Smyrna, TN 37167  
Tel. +1800 472-2954  
fr-customer-service@franke.com  
www.frankeusupply.com

© 2020 Frankie Foodservice Americas, Inc.  
These drawings and specifications are the property of Frankie Technology and Trademark Ltd. and shall not be reproduced, copied or transferred to any third party without the prior written permission of Frankie Technology and Trademark Ltd. (Hergau, Switzerland)  
Exclusion of Liability:  
FRANKE accepts no responsibility for the accuracy of the floor plans and construction drawings. All dimensions and construction specifications shall be checked by the client prior to installation. Specifications for power consumption and construction are limited to equipment supplied by FRANKE. All third party accessories shown are within the responsibility of the client. FRANKE reserves the right to change equipment without notice.

ACCOUNT  
**BURGER KING**

RESTAURANT #  
N/A

TITLE  
KES MECHANICAL PLAN

OPERATOR  
Royal Food Group, LLC

SITE ADDRESS  
Derry Street & Milroy Road

CITY  
Harrisburg

STATE ZIP CODE  
PA 17104

COUNTRY REGION  
USA N. AMERICA

BUILDING TYPE  
FREESTANDING

ELECTRICAL SERVICE  
208-230V/60Hz

GAS SERVICE  
NATURAL

MARKET MANAGER  
MYLES COUYOUMJIAN

FRANKE PROJECT NUMBER  
1413898

FRANKE STORE NUMBER  
5182506

CREATED BY  
DK996

DATE ISSUED  
01/14/2021

MODIFIED BY  
dk996

DRAWING SCALE  
As Noted

UNITS  
INCH

DRAWING NUMBER  
Harrisburg, PA

SHEET NAME  
**KM1.0**

REVISION  
C

## PLUMBING KEYNOTES

KEY VALUE	KEYNOTE TEXT
P1.1	P.C. TO EXTEND DRAIN TO FLOOR SINK.
P2.2	2" DIA OUTLET PIPE STUB THROUGH WALL @ 20"-24" ABOVE GRADE. INSTALLER TO VERIFY HEIGHT AND LOCATION TO ENSURE NO OBSTRUCTIONS ON INSIDE OR OUTSIDE OF WALL. VERIFY REQ.MTS W/ OWNER.
P3.2	HOLD HUB DRAIN TIGHT TO WALL GC TO MAKE CONNECTION THROUGH WALL. INCLUDE HUB STRAINER. GC TO VERIFY LOCATION OF HUB DRAIN WITH W/B MANUFACTURER.
P3.3	G.C. TO PROVIDE & INSTALL 8"DIA PVC CHASE THRU WALL W/ CENTER LINE @ 14" AFF & 6" FROM INSIDE EDGE OF EXTERIOR WALL.

REV	DATE	DESCRIPTION
C	01/14/2021	ADDED CHICKEN BATTER STATION
B	08/06/2020	ROTATE BUILDING SHELL
A	07/15/2020	INITIAL ISSUE

*Make it Wonderful*

**FRANKE**

Frankie Foodservice Systems Americas, Inc.  
800 Aviation Parkway  
Smyrna, TN 37167  
Tel. +1800 472-2954  
fr-customer-service.usa@franke.com  
www.frankeusa.com

© 2020 Frankie Foodservice Systems Americas, Inc.  
These drawings and specifications are the property of Frankie Technology and Trademark Ltd. and shall not be reproduced, copied or transferred to any third party without the prior written permission of Frankie Technology and Trademark Ltd. (Hepburn, Scotland)

Exclusion of Liability:  
FRANKE shall not be responsible for the accuracy of the floor plans and construction drawings. All dimensions and construction specifications by FRANKE shall be controlled by the client prior to installation. Specifications for power consumption and connections are limited to equipment supplied by FRANKE. All third party accessories shown are within the responsibility of the client. FRANKE reserves the right to change equipment without notice.

ACCOUNT  
**BURGER KING**

RESTAURANT #  
N/A

TITLE  
KES PLUMBING PLAN

OPERATOR  
Royal Food Group, LLC

SITE ADDRESS  
Derry Street & Milroy Road

CITY  
Harrisburg

STATE PA ZIP CODE  
17104

COUNTRY USA REGION  
N. AMERICA

BUILDING TYPE  
FREESTANDING

ELECTRICAL SERVICE  
208-230V/60Hz

GAS SERVICE  
NATURAL

MARKET MANAGER  
MYLES COUYOUMJIAN

FRANKE PROJECT NUMBER  
1413898

FRANKE STORE NUMBER  
5182506

CREATED BY  
DK996

DATE ISSUED  
01/14/2021

MODIFIED BY  
dk996

DRAWING SCALE  
As Noted

UNITS  
INCH

DRAWING NUMBER  
Harrisburg, PA

SHEET NAME  
**KP1.0**

REVISION  
C

## PLUMBING CONTRACTOR NOTES

- P.C. SHALL PROVIDE AND INSTALL SHUT-OFF VALVES ON ALL POTABLE WATER AND GAS SUPPLY LINES AT EACH PIECE OF EQUIPMENT WHERE REQUIRED BY CODES. VALVES AND INSTALLATION SHALL MEET ALL APPLICABLE CODES.
- P.C. SHALL CONNECT POTABLE WATER AND GAS SERVICE DIRECTLY TO THE EQUIPMENT ACCORDING TO THE MANUFACTURER'S INSTRUCTIONS. CONNECTIONS SHALL MEET ALL APPLICABLE CODES.
- P.C. TO CONNECT EQUIPMENT TO THE BUILDING WASTE DRAINAGE SYSTEM ACCORDING TO THE MANUFACTURER'S INSTRUCTION. CONNECTIONS SHALL MEET ALL APPLICABLE CODES.
- P.C. TO RECONNECT PLUMBING AND GAS PIPING ON PRE-PLUMBED EQUIPMENT DISASSEMBLED FOR SHIPMENT.
- WHERE EQUIPMENT IS NOT PRE-PLUMBED, P.C. SHALL CONNECT THE PLUMBING AND GAS SERVICE AND PROVIDE INTER-PIPING AS REQUIRED.
- P.C. TO INSTALL FAUCETS, DRAIN ASSEMBLIES AND ACCESSORIES PROVIDED WITH EQUIPMENT.
- WHERE A SERVICE CHASE IS PROVIDED WITH THE EQUIPMENT, THE P.C. SHALL INSTALL THE PLUMBING AND/OR GAS SERVICE THROUGH THE SERVICE CHASE TO THE CONNECTION POINT(S) ON THE EQUIPMENT AS REQUIRED. ALL CONNECTIONS AND PIPING SHALL MEET ALL APPLICABLE CODES.
- P.C. SHALL PROVIDE AND INSTALL CONDENSATE DRAIN LINES FROM THE WALK-IN COOLER AND FREEZER EVAPORATOR COILS.
- P.C. SHALL PROVIDE AND INSTALL BACK-FLOW PREVENTION DEVICES WHEN REQUIRED BY THE AUTHORITY HAVING JURISDICTION.
- P.C. SHALL PROVIDE AND INSTALL AUTOMATIC GAS SHUT-OFF VALVES WHEN REQUIRED BY THE AUTHORITY HAVING JURISDICTION.
- FRANKE KITCHEN DRAWINGS INCLUDE ONLY THOSE REQUIREMENTS FOR SPECIFIC KITCHEN EQUIPMENT. REFER TO BUILDING FLOOR PLANS FOR OTHER PLUMBING REQUIREMENTS AND LOCATIONS.
- NOTIFY FRANKE PROJECT MANAGER IMMEDIATELY IN WRITING IF THESE DRAWINGS ARE IN CONFLICT WITH ANY LOCAL, STATE OR NATIONAL CODES.

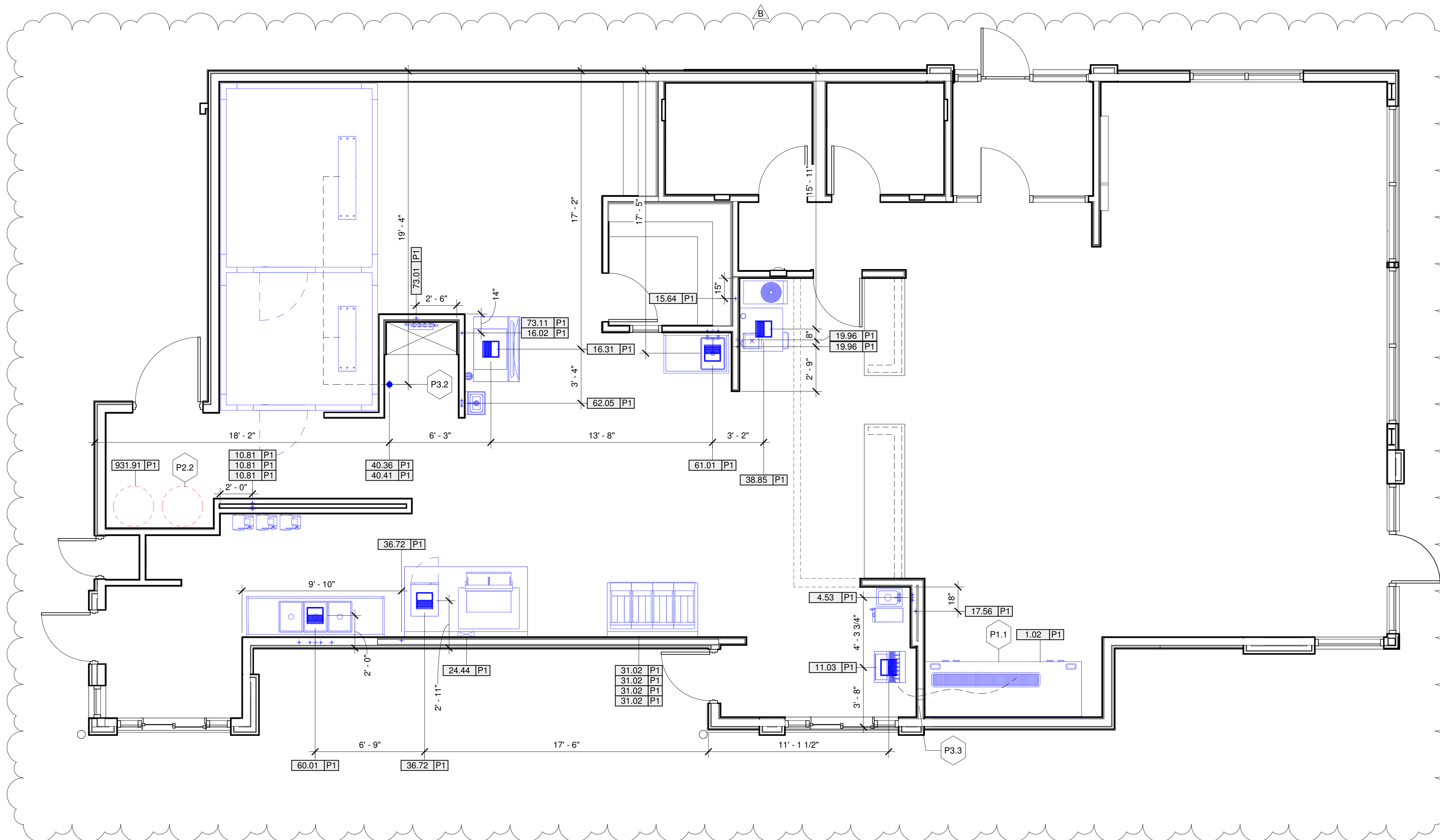
## ABBREVIATIONS

- AFF ABOVE FINISHED FLOOR
- FPM FEMALE PIPE THREAD

## SYMBOL LEGEND

○	SINGLE RECEPTACLE	XXX.XX	EQUIPMENT TAG
⊕	DUPLEX RECEPTACLE	XXX.XX [E]	ELECTRICAL ROUGH-IN TAG
⊖	SPECIAL RECEPTACLE	XXX.XX [P]	PLUMBING ROUGH-IN TAG
⊙	JUNCTION BOX	XXX.XX [M]	MECHANICAL ROUGH IN TAG
■	CIRCUIT BREAKER PANELS		
+	COLD WATER		
+	HOT WATER		
++	HOT & COLD WATER		
⊕	HOT & COLD POTABLE WATER/ DIRECT WASTE DRAIN COMBO		
▲	GAS		
▬	WASTE DRAINS (FLOOR SINK)		
⊕	DIRECT WASTE DRAIN (HUB)		
⊕	WASTE DRAINS (INDIRECT & DIRECT)		
⊕	EXHAUST DUCT (BOILER OR FRY HOOD)		
▬	SERVICE CHASE		

▬	EXISTING EQUIPMENT
▬	DEMOLISHED EQUIPMENT
▬	RELOCATED EQUIPMENT
▬	NEW EQUIPMENT
▬	FUTURE EQUIPMENT



**1** KES Plumbing Plan  
1/4" = 1'-0"