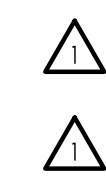
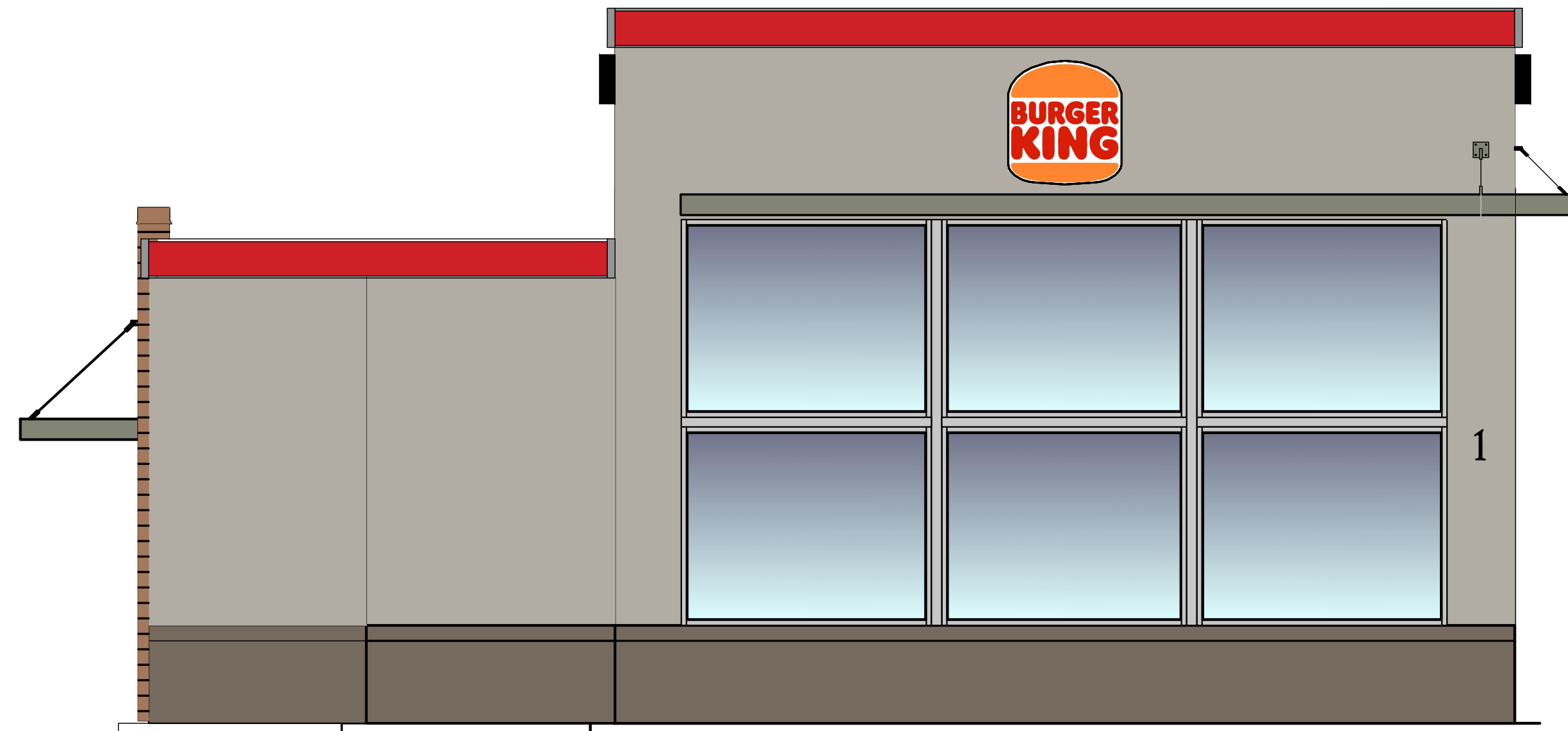


Burger King - Willingboro, NJ

Store No. 14447
One Levitt Parkway
Willingboro, NJ 08046

ARCHITECT'S JOB NUMBER: 21-0362A
ISSUE DATE: 12/13/2021



SHEET INDEX


SHEET #	SHEET TITLE
G-001	COVER SHEET
LSP	LIFE SAFETY PLAN
CS	SITE DEVELOPMENT PLANS - COVER SHEET
ASP-1	ARCHITECTURAL SITE PLAN
ASP-1.2	ARCHITECTURAL SITE PLAN - NOTES
ASP-2	DETAILS SHEET
ASP-3	SPECIFICATIONS
STRUCTURAL	
S-001	GENERAL STRUCTURAL NOTES
S-301	WALL SECTIONS
S-302	WALL SECTIONS
ARCHITECTURAL	
D-101	DEMOLITION FLOOR PLAN
D-102	DEMOLITION ROOF PLAN
D-201	DEMOLITION EXTERIOR ELEVATION
A-101	FLOOR PLAN
A-102	REFLECTED CEILING PLAN
A-103	ROOF PLAN
A-201	EXTERIOR ELEVATIONS
A-202	EXTERIOR ELEVATIONS
A-301	WALL SECTIONS
A-302	WALL SECTIONS
A-401	ENLARGED RESTROOM PLANS
DECOR (FOR REFERENCE ONLY)	
D0.0	GENERAL NOTES
D1.0	DINING ROOM SEATING LAYOUT
D1.1	DINING ROOM PRELIMINARY METALWORK LAYOUT
D1.2	ENLARGED RESTROOM PLAN
D2.0	INTERIOR BUILDING ELEVATIONS
D2.1	INTERIOR BUILDING ELEVATIONS
D2.2	INTERIOR BUILDING ELEVATIONS
D2.3	INTERIOR BUILDING ELEVATIONS
D3.0	DECOR ELEVATIONS / DETAILS
D3.1	DECOR ELEVATIONS / DETAILS
D4.0	REFLECTED CEILING PLAN
D5.0	FLOOR TILE PLAN
D6.0	BUILDING FINISH LAYOUT
D7.0	G.C. PLAN
D7.1	WAYFINDING SIGNAGE
D8.0	DECOR SPECIFICATIONS
D8.1	DECOR SPECIFICATIONS
D8.2	DECOR SPECIFICATIONS
D8.3	DECOR SPECIFICATIONS
D8.4	FINISH SPECIFICATIONS
D8.5	FINISH SPECIFICATIONS
D8.6	FINISH SPECIFICATIONS
D8.7	FINISH SPECIFICATIONS
D9.0	VERIFICATION PLAN (NOTE: FILL OUT AND RETURN TO FCC)
D9.1	VERIFICATION PLAN
MECHANICAL	
M-100	HVAC REMOVAL PLAN
M-101	HVAC PLAN AND SCHEDULE
PLUMBING	
P-100	PLUMBING REMOVAL PLAN
P-101	PLUMBING PLAN AND SCHEDULE
ELECTRICAL	
ED-100	ELECTRICAL DEMOLITION PLAN
E-101	LIGHTING PLANS
E-102	PARTIAL ONE-LINE DIAGRAM & SCHEDULES
E-201	ELECTRICAL POWER PLAN
SE-101	SITE ELECTRICAL PLAN

Issued:	Date:	
A	Client Review	10/5/2021
B	Forward to BKC	10/19/2021
C	Permit Set	12/13/2021
D	Bid Set	2/14/2022
E		
Revisions:	Date:	
1	Plan Review Comments	2/11/2020
2		
3		
4		
5		
6		
7		
8		
9		

Seal	Seal
PROJECT ARCHITECT/ENGINEER	DATE
A. SPERANZA-KELLY	11/23/21
PROJECT LEAD	DATE
M. VERRASTRO	11/23/21
PROJECT DESIGNER	DATE
PROCTOR / WARREN	11/23/21

Copyright © 2021
APD Engineering & Architecture, PLLC
Drawing Alteration
It is a violation of law for any person, unless acting under the direction of a Licensed Architect, Professional Engineer, Landscape Architect, or Land Surveyor to alter any item on this document in any way. Any licensee who alters this document is required by law to affix his or her seal and to add the notation "Altered By" followed by his or her signature and the specific description of the alteration or revision.

DO NOT SCALE PLANS
Copying, Printing, Software and other processes required to produce these prints can stretch or shrink the actual paper or layout. Therefore, scaling of this drawing may be inaccurate. Contact APD E&A with any need for additional dimensions or clarifications.



PROJECT INFORMATION

APPLICABLE CODES

BUILDING CODE:	2018 INTERNATIONAL BUILDING CODE (NJ ED) (IBC W/ NJ EDITS FROM 3.14)
PLUMBING CODE:	2018 NATIONAL STANDARD PLUMBING CODE (NJ ED NSPC W/ NJ EDITS FROM 3.15)
MECHANICAL CODE:	2018 INTERNATIONAL MECHANICAL CODE
ELECTRICAL CODE:	2017 NATIONAL ELECTRICAL CODE (NFPA 70)
ENERGY CODE:	ASHRAE 90.1-2016
FUEL GAS CODE:	2018 INTERNATIONAL FUEL GAS CODE
ACCESSIBILITY CODE:	2018 INTERNATIONAL BUILDING CODE AND ICC/ANSI A117.1-2009

INTERIOR FINISHES (CHAPTER 8)

INTERIOR WALL AND CEILING FINISH REQUIREMENTS BY OCCUPANCY (TABLE 803.13)

OCCUPANCY / GROUP	SPRINKLERED			NONSPRINKLERED		
	INTERIOR STAIRWAYS, INTERIOR EXIT RAMPS AND EXIT PASSAGeways	CORRIDORS & ENCLOSURES, STAIRWAYS & EXIT ACCESS RAMPS	ROOMS AND ENCLOSED SPACES	INTERIOR STAIRWAYS, INTERIOR EXIT RAMPS AND EXIT PASSAGeways	CORRIDORS & ENCLOSURES, STAIRWAYS & EXIT ACCESS RAMPS	ROOMS AND ENCLOSED SPACES
A-2	B	B	C	A	A	B
B	B	C	C	B	B	C
S	C	C	C	B	B	C

EGRESS WIDTH (1005):

USE GROUP OR SPACE DESCRIPTION	OCCUPANT LOAD BY USE	(A) EGRESS WIDTH PER OCCUPANT (SECTION 1005.3)		(B) EXIT WIDTH (INJ)* (SECTION 1005) [A X B]		ACTUAL WIDTH PROVIDED
		STAIR	LEVEL	STAIR	LEVEL	
ASSEMBLY	114	0.3	0.2	NA	23.2	SEE LSP LIFE SAFETY PLAN FOR ACTUAL WIDTHS
PLAY AREA	9	0.3	0.2	NA	1.8	
KITCHEN	5	0.3	0.2	NA	1.0	
BUSINESS	3	0.3	0.2	NA	0.6	
STORAGE / STOCK	3	0.3	0.2	NA	0.6	
TOTAL:	134	0.3	0.2	NA	27.2	

BUILDING INFORMATION

GROSS BUILDING AREA (EXISTING):	3,985 SF
OCCUPANCY:	A-2
TYPE OF CONSTRUCTION:	VB (NON-SPRINKLERED)

MEANS OF EGRESS (CHAPTER 10)

OCCUPANT LOAD (1004):

OCCUPANCY USE	SQUARE FEET / OCCUPANT	TOTAL OCCUPANCY SQUARE FOOTAGE	OCCUPANTS
ASSEMBLY (SEATED)	NA	1,390	92
ASSEMBLY (STANDING)	5	120	24
PLAY AREA	50	444	9
KITCHEN	200	934	5
BUSINESS	150	414	3
STORAGE / STOCK	300	683	3
TOTAL:		3,985	136

NUMBER OF EXITS (1006): (REQUIRED) 2 (PROVIDED) 3
COMMON PATH OF EGRESS TRAVEL (TABLE 1006.2.1): (REQUIRED) YES (PROVIDED) YES
ACCESSIBLE MEANS OF EGRESS (1009): (REQUIRED) YES (PROVIDED) YES
DOOR WIDTH (1010):
MINIMUM: 32"
MAXIMUM: 48"
PANIC HARDWARE (1010.1.10): (REQUIRED) NO (PROVIDED) NO
EXIT SIGNS (1013): (REQUIRED) YES (PROVIDED) YES
HANDRAILS (1014): 34" H. MIN., 38" H. MAX.
GUARDS (1015): 42" H. IF ADJACENT GRADE IS GREATER THAN 30"
MAXIMUM TRAVEL DISTANCE TO AN EXIT (TABLE 1017.2): (REQUIRED) 200' (PROVIDED) <200'
MINIMUM CORRIDOR WIDTH (1020.2): 44" / 60" FOR H.C. TURN AROUND (AT 200' INTERVALS)

PLUMBING FIXTURE REQUIREMENTS:

MINIMUM NO. OF REQUIRED PLUMBING FIXTURES (NJED NSPC TABLE 7.21.1)

OCCUPANCY / GROUP	WATER CLOSETS (URINALS)		LAVATORIES		BATHS / SHOWERS	DRINKING FOUNTAINS	OTHER
	MALE	FEMALE	MALE	FEMALE			
ASSEMBLY (REQUIRED)	1 PER 50	1 PER 50	1 PER 50		--	1 PER 250	1 SERVICE SINK
ASSEMBLY (PROVIDED)	1 WC / 1 URINAL	2	1	1	--	--	1 SERVICE SINK

AMPLER MANAGEMENT CONTACTS:
Ampler Development
4700 Falls of Neuse Road
Raleigh, NC 27609
Contact: Dan Peyton
Director of Construction and Development
513-484-0965
dpeyton@amplergroup.com

ARCHITECT OF RECORD:
APD Engineering & Architecture, PLLC
Amanda Speranza-Kelly, AIA, NCARB
615 Fishers Run
Victor, NY 14564
585-742-0219
asperanza@apd.com
Contact: Michael Verrastro, RA
585-445-7167
mverastro@apd.com

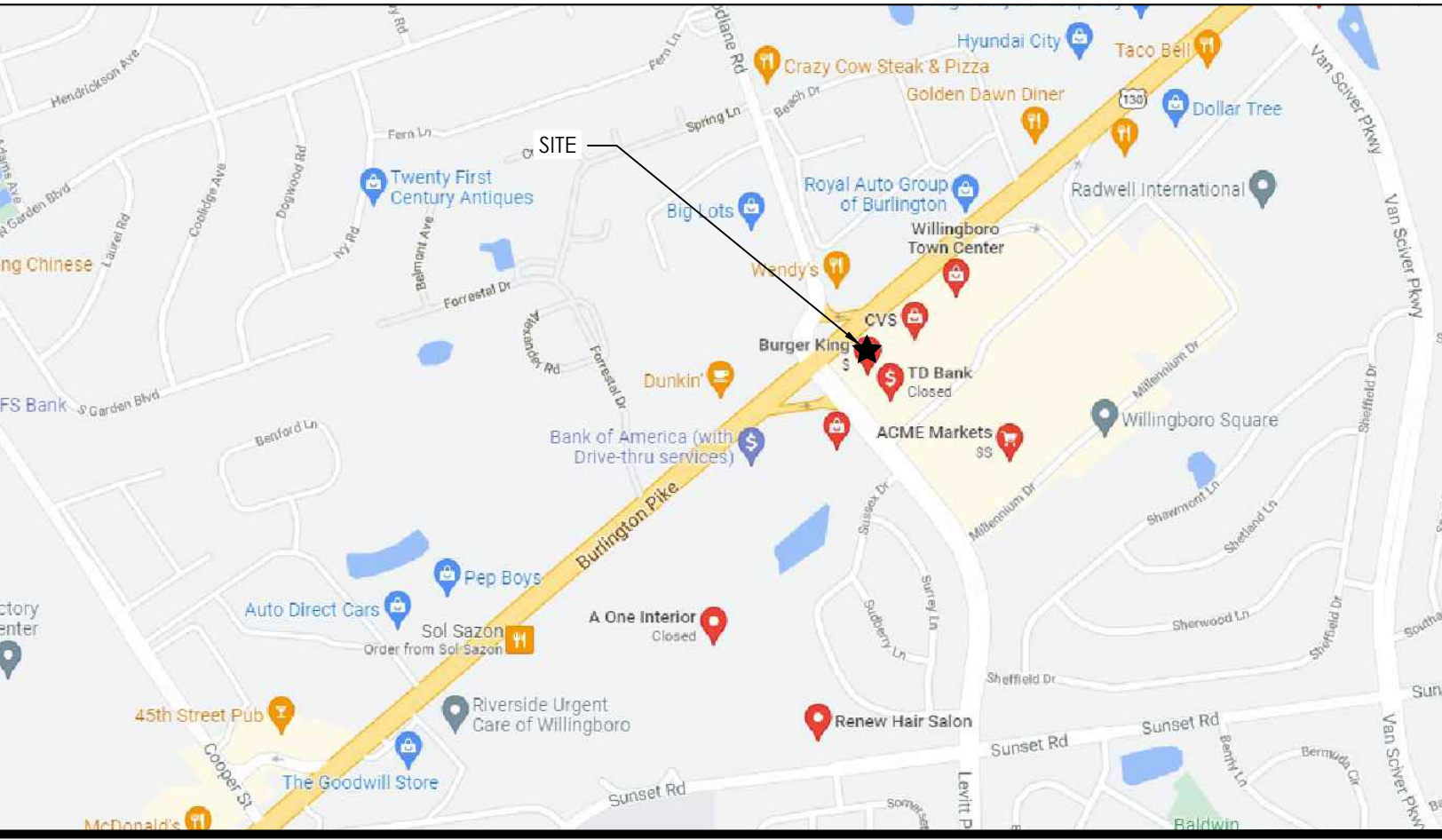
STRUCTURAL ENGINEER OF RECORD:
APD Engineering & Architecture, PLLC
Brent Powell, PE, LEED AP
615 Fishers Run
Victor, NY 14564
585-742-0207
bpowell@apd.com
Contact: Steven Flint
513-742-0235
sflint@apd.com

NOTES

- THESE DOCUMENTS ARE FOR THE SOLE PURPOSE OF INITIAL BUILDING PERMIT SUBMITTAL ONLY. ANY COMMENTS, REVISIONS OR CORRECTIONS BASED ON BUILDING DEPARTMENT REVIEW AND/OR BUILDING CODE INTERPRETATION ITEMS ARE THE SOLE RESPONSIBILITY OF THE OWNER AND REGIONAL ARCHITECT WILL NOT BE HELD LIABLE FOR ANY CHANGE ORDERS RESULTING FROM THESE ITEMS. FINAL BID PRICES SHOULD NOT BE SUBMITTED UNTIL THE BUILDING PERMIT HAS BEEN ISSUED. DRAWINGS ARE BASED ON BURGER KING REMODEL GUIDELINES BKOT-50.
- ITEMS OR DIMENSIONS INDICATED AS 'EXISTING' OR '+/-' SHALL BE VERIFIED IN FIELD PRIOR TO START OF CONSTRUCTION. INFORM ARCHITECT OF DISCREPANCIES THAT WILL AFFECT THE WORK.
- ALL WORK/ITEMS SHOWN IN THIS DRAWING SET SHALL BE CONSIDERED NEW UNLESS SPECIFICALLY NOTED AS EXISTING OR EXISTING TO REMAIN (ETR).

PROJECT SUMMARY
THE PROJECT GENERALLY CONSISTS OF EXTERIOR AND INTERIOR ALTERATIONS TO AN EXISTING BURGER KING RESTAURANT. SITE MODIFICATIONS ARE LIMITED TO REPLACEMENT OF EXISTING DRIVE-THRU EQUIPMENT IN THE EXISTING DRIVE THROUGH AISLE.

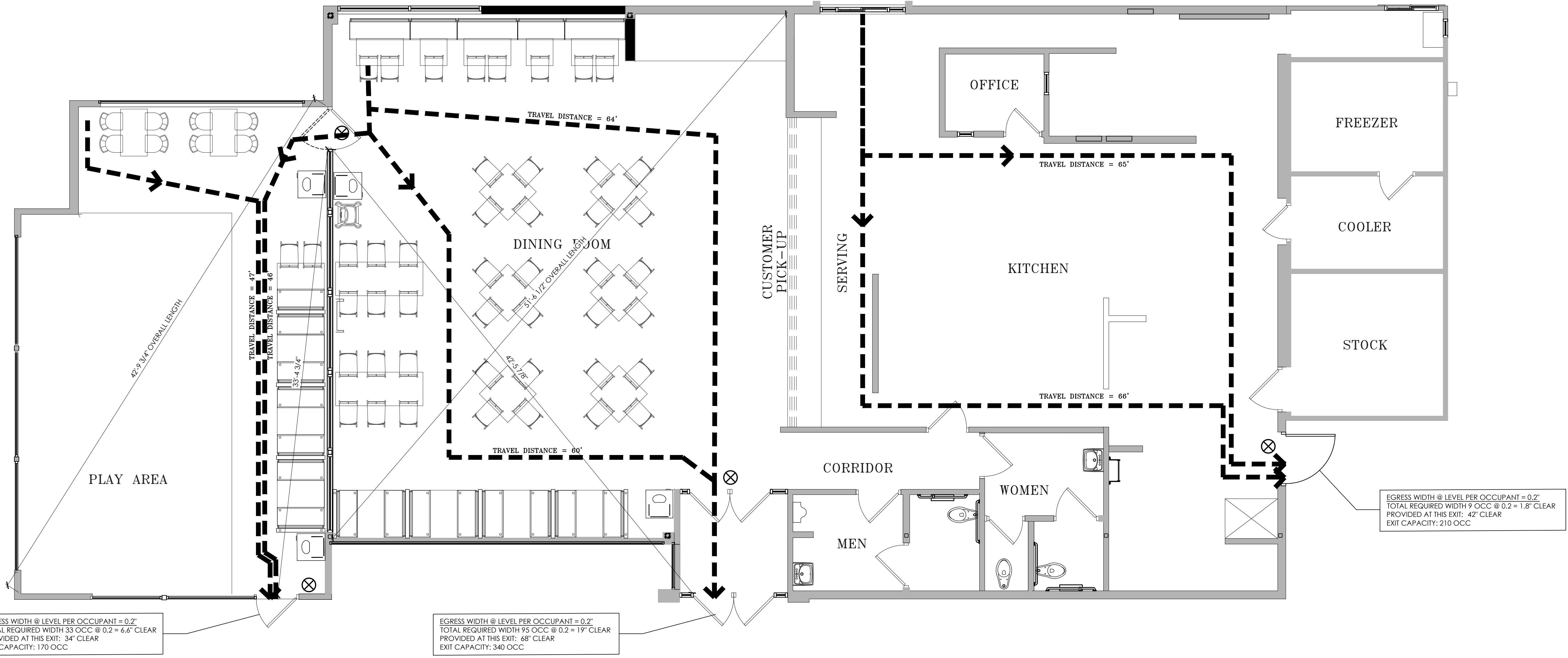
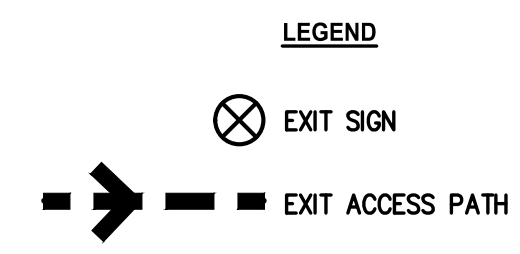
LOCATION MAP



Burger King Inc.
Store # 14447
One Levitt Parkway
Willingboro, NJ 08046
Burlington County
Project Name & Location:

Cover Sheet

Drawing Name:	Project No.
Date: 10/5/21	21-0362
Type: BK-50	G-001
Drawn By: MGV	Drawing No.
Scale: As Noted	



EGRESS WIDTH @ LEVEL PER OCCUPANT = 0.2'
TOTAL REQUIRED WIDTH 33 OCC @ 0.2 = 6.6' CLEAR
PROVIDED AT THIS EXIT: 34' CLEAR
EXIT CAPACITY: 170 OCC

EGRESS WIDTH @ LEVEL PER OCCUPANT = 0.2'
TOTAL REQUIRED WIDTH 95 OCC @ 0.2 = 19' CLEAR
PROVIDED AT THIS EXIT: 68' CLEAR
EXIT CAPACITY: 340 OCC

EGRESS WIDTH @ LEVEL PER OCCUPANT = 0.2'
TOTAL REQUIRED WIDTH 9 OCC @ 0.2 = 1.8' CLEAR
PROVIDED AT THIS EXIT: 42' CLEAR
EXIT CAPACITY: 210 OCC

1 EXITING PLAN
SCALE: 1/4" = 1'-0"
NORTH

Issued:	Date:
A Client Review	10/5/2021
B Forward to BKC	10/19/2021
C Permit Set	12/13/2021
D Bid Set	2/14/2022
E	

Revisions:	Date:
1	
2	
3	
4	
5	
6	
7	
8	
9	

Seal	Seal
PROJECT ARCHITECT/ENGINEER	DATE
A. SPERANZA-KELLY	11/23/21
PROJECT LEAD	DATE
M. VERRASTRO	11/23/21
PROJECT DESIGNER	DATE
PROCTOR / WARREN	11/23/21

Copyright © 2021
APD Engineering & Architecture, PLLC
Drawing Alteration
It is a violation of law for any person, unless acting under the direction of licensed Architect, Professional Engineer, Landscape Architect, or Land Surveyor to alter any item on this document in any way. Any licensee who alters this document is required by law to affix his or her seal and to add the notation "Altered By" followed by his or her signature and the specific description of the alteration or revision.
DO NOT SCALE PLANS
Copying, Printing, Software and other processes required to produce these prints can stretch or shrink the actual paper or layout. Therefore, scaling of this drawing may be inaccurate. Contact APD E&A with any need for additional dimensions or clarifications.



Burger King Inc.
Store # 14447
One Levitt Parkway
Willingboro, NJ 08046
Burlington County
Project Name & Location:

LIFE SAFETY PLAN	
Drawing Name:	Project No.
Date: 10/5/21	21-0362
Type: BK-50	LSP
Drawn By: MGV	Drawing No.
Scale: As Noted	




SITE DEVELOPMENT PLANS

FOR

BURGER KING - TOWN OF WILLINGBORO, NJ

1 LEVITT PARKWAY
WILLINGBORO, NJ 08046



LOCATION SKETCH
N.T.S.

DRAWING LIST:

- CS Cover Sheet
- ASP-1 Architectural Site Plan
- ASP-1.2 Architectural Site Plan - Notes
- ASP-2 Details Sheet
- ASP-3 Specifications

CLIENT:

AMPLER DEVELOPMENT LLC
BURGER KING FRANCHISEE
c/o QUATTRO BUSINESS SUPPORT SERVICES
1850 PARKWAY PLACE
SUITE 1150
MARIETTA, GA 30067
ATTN: DAN PEYTON
(513) 484-0965
DPEYTON@AMPLERGROUP.COM

ENGINEER:

APD ENGINEERING & ARCHITECTURE
615 FISHERS RUN
VICTOR, NY 14564
(585) 742-0222
CONTACT: TODD MARKEVICZ, P.E.

Issued:	Date:
A Permit set	12/13/21
B	
C	
D	
E	
F	
G	
H	

Revisions:	Date:
1 Addition of Notes	2/14/22
2	
3	
4	
5	
6	
7	
8	

FOR BID USE
ONLY NOT FOR
CONSTRUCTION

Seal Seal

CIVIL ENGINEER OF RECORD
Name: Christopher V. Kambor
New Jersey License No.: 24GE05610000
Exp. Date: April 20, 2022
Firm Reg. No.: 24GA27944600
Exp. Date: August 31, 2022

Copyright © 2022
APD Engineering and Architecture, LLC
All Rights Reserved

Drawing Alteration

It is a violation of law for any person, unless acting under the direction of licensed Architect, Professional Engineer, Landscape Architect, or Land Surveyor to alter any item on this document in any way. Any licensee who alters this document is required by law to affix his or her seal and to add the notation "Altered By" followed by his or her signature and the specific description of the alteration or revision.

DO NOT SCALE PLANS

Copying, Printing, Software and other processes required to produce these prints can stretch or shrink the actual paper or layout. Therefore, scaling of this drawing may be inaccurate. Contact Engineer of Record with any need for additional dimensions or clarifications.

APD
ENGINEERING
ARCHITECTURE
615 Fishers Run Victor, NY 14564
585.742.2222 - www.apd.com

Ampler Development LLC
c/o Quattro Business Support
Services
1850 Parkway Place
Suite 1150
Marietta, GA 30067
phone: (513) 484-0965

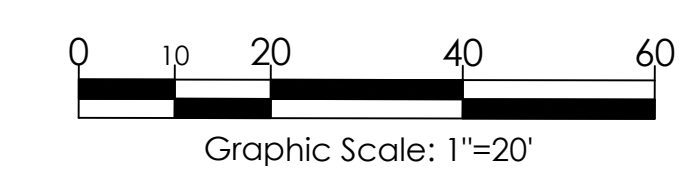
Burger King No. 14447

1 Levitt Parkway
Willingboro, NJ 08046
Burlington County

Project Name & Location:

Cover Sheet	
Drawing Name:	Project No.
Date: 10/07/21	21-0362
Type:	
Drawn By: ASH	CS
Scale: N.T.S.	Drawing No.

REFERENCE:
 1. CONNECTEXPLORER ONLINE
 ORTHOGRAPHIC HI-RES IMAGERY
 BY EAGLEVIEW DATED 07/27/2019.



AS REQUIRED BY NEW JERSEY STATE LAW,
 CONTRACTOR SHALL CONTACT DIG SAFE AT 811
 OR 1-800-272-1000 FOR LOCATIONS STAKE-OUT OF
 ALL UTILITIES, AT LEAST 3 FULL BUSINESS DAYS PRIOR
 TO STARTING WORK.

Issued:	Date:
A Permit set	12/13/21
B	
C	
D	
E	
F	
G	
H	


Revisions:	Date:
1 Addition of Notes	2/14/22
2	
3	
4	
5	
6	
7	
8	

FOR BID USE
 ONLY NOT FOR
 CONSTRUCTION

Seal Seal
 CIVIL ENGINEER OF RECORD
 Name: Christopher V. Kambor
 New Jersey License No.: 24GE05610000
 Exp. Date: April 20, 2022
 Firm Reg. No.: 24GA27944600
 Exp. Date: August 31, 2022

Copyright © 2022
 APD Engineering and Architecture, LLC
 Drawing Alteration
 It is a violation of law for any person, unless acting under the
 direction of licensed Architect, Professional Engineer, Landscape
 Architect, or Land Surveyor to alter any item on this document in
 any way. Any licensee who alters this document is required by law
 to affix his or her seal and to add the notation "Altered By" followed
 by his or her signature and the specific description of the alteration
 or revision.

DO NOT SCALE PLANS
 Copying, Printing, Software and other processes required to produce
 these prints can stretch or shrink the actual paper or layout.
 Therefore, scaling of this drawing may be inaccurate. Contact
 Engineer of Record with any need for additional dimensions or
 clarifications.



Burger King No. 14447
 1 Levitt Parkway
 Willingboro, NJ 08046
 Burlington County
 Project Name & Location:

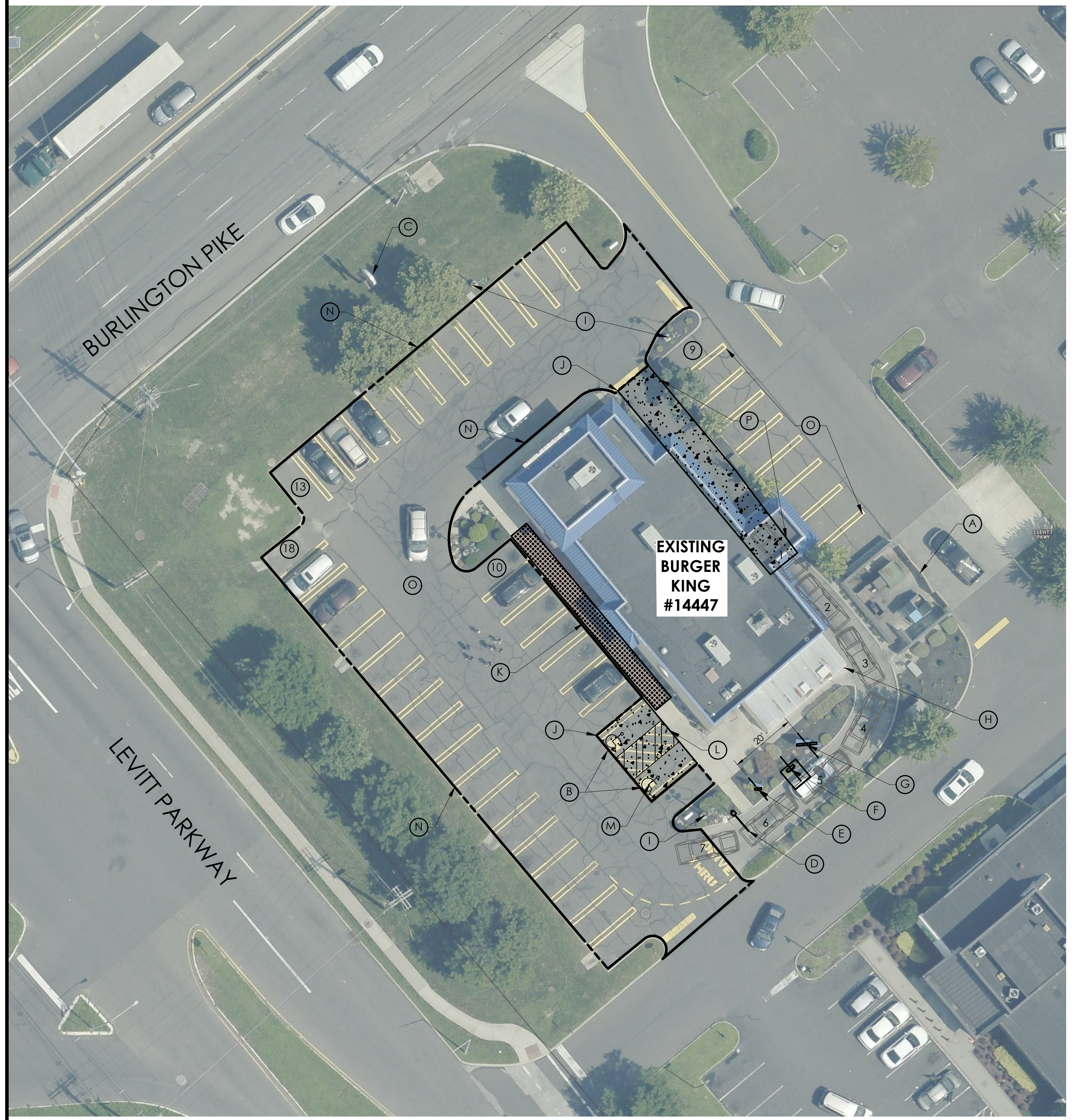
Architectural Site
 Plan
 Drawing Name:
 Date: 10/07/21 Project No. 21-0362
 Type:
 Drawn By: ASH ASP-1
 Scale: 1"=20' Drawing No.

SITE LEGEND:

- (A) REMOVE T-111 SHEATHING & REPLACE WITH TREX SECLUSIONS FENCING IN COLOR SADDLE - EXISTING GATE FRAME & HARDWARE TO REMAIN
- (B) EXISTING ADA PARKING TO BE RESTRIPE - AREA OF ADA PARKING SHALL MEET CURRENT ADA REQUIREMENTS
- (C) EXISTING PYLON SIGN TO REMAIN
- (D) CLEARANCE BAR (TYP)
- (E) OPTIONAL PREVIEW BOARD (TYP)
- (F) ORDER CONFIRMATION UNIT (TYP)
- (G) MENU BOARD (TYP)
- (H) BOLLARD TO BE COVERED WITH SLEEVE - COLOR GRAY (SEE DETAIL)
- (I) LIGHT POLE TO BE PAINTED BLACK AND BASE TO BE COVERED WITH SLEEVE - COLOR BLACK (TYP.- SEE DETAIL)
- (J) LIMITS OF HEAVY DUTY CONCRETE - LIMITS OF EXISTING PAVEMENT REMOVAL TO BE COORDINATED WITH CONSTRUCTION MANAGER
- (K) STAMPED BRICK TO BE REPLACED WITH REGULAR DUTY CONCRETE SIDEWALK (MATCH ADJACENT)
- (L) PAINTED PARKING ISLAND AREA TO BE STRIPED WITH 4" SYSL @ 2'-0" O.C. AND AT 45° TO PARKING SPACE.
- (M) PAINTED ACCESSIBLE PARKING SYMBOL (REFER TO DETAIL)
- (N) LIMITS OF EXISTING PAVEMENT TO BE MILLED/ RESURFACED
- (O) ALL PAVEMENT MARKINGS TO BE REPAINTED
- (P) JOINT ALONG CURB TO BE CLEANED AND FILLED WITH BACKER ROD AND SEALANT

LEGEND OF IMPROVEMENTS

- HEAVY DUTY CONCRETE (REFER TO DETAIL)
- REGULAR DUTY CONCRETE (REFER TO DETAIL)
- LIMITS OF PAVEMENT TO BE MILLED/ RESURFACED



DEMOLITION NOTES:

1. PRIOR TO DEMOLITION OCCURRING, ANY REQUIRED EROSION CONTROL DEVICES SHALL BE INSTALLED.
2. ALL SIDEWALKS, SLABS, FOUNDATIONS, DEBRIS, AND MISCELLANEOUS DEMOLITION OF ALL ITEMS SHOWN IN CONSTRUCTION DOCUMENTS SHALL BE SPOILED OFF-SITE IN A LEGAL MANNER STUMPS AND BRUSH MAY NOT BE BURIED AND MUST BE REMOVED AND DISPOSED OF OFFSITE. PAVEMENT REMOVED WILL BE ALLOWED AS RECYCLED FILL ONLY AFTER REVIEW AND APPROVAL BY OWNER AND GEOTECHNICAL ENGINEER. THE CONTRACTOR IS RESPONSIBLE FOR OBTAINING ALL PERMITS REQUIRED FOR DEMOLITION, TRANSPORTING, AND DISPOSAL. PROOF OF LEGAL DISPOSAL SHALL BE PROVIDED UPON OWNER REQUEST.
3. ALL EXISTING ON-SITE UTILITIES SHALL REMAIN UNLESS DESIGNATED FOR REMOVAL OR ABANDONMENT, OR WITHIN CONFLICT OF BUILDING IMPROVEMENTS.
4. CONTRACTOR TO REMOVE, RELOCATE AND/OR PROVIDE TEMPORARY UTILITY SERVICES, WHEN APPLICABLE. ALL EXISTING BUILDINGS, FOUNDATIONS, BASEMENTS, CONNECTING IMPROVEMENTS, DRAIN PIPES, SANITARY SEWER PIPES, POWER POLES AND GUY WIRES, WATER METERS AND WATER LINES, WELLS, SIDEWALKS, SIGN POLES, UNDERGROUND GAS, TANKS, VAULTS, STRUCTURES, ASPHALT, ETC. SHOWN AND NOT SHOWN, WITHIN THE CONSTRUCTION LIMITS AND WHERE NEEDED, SHALL BE REMOVED OR RELOCATED TO ALLOW FOR NEW CONSTRUCTION, AS SHOWN. ALL WORK SHALL BE IN ACCORDANCE WITH GOVERNING AUTHORITIES SPECIFICATIONS AND SHALL BE APPROVED BY SUCH. ALL FACILITIES TO BE REMOVED SHALL BE UNDERCUT TO SUITABLE MATERIALS AND BROUGHT TO GRADE WITH SUITABLE COMPACTED FILL MATERIAL PER THE SPECIFICATIONS. RECYCLED FILL SHALL NOT BE USED IN BUILDING PAD.
5. THE CONTRACTOR SHALL COORDINATE WITH RESPECTIVE UTILITY COMPANIES AND PROVIDE PROPER NOTIFICATION PRIOR TO THE REMOVAL AND/OR RELOCATION OF UTILITIES. THE CONTRACTOR SHALL COORDINATE WITH THE UTILITY COMPANY CONCERNING PORTIONS OF WORK WHICH MAY BE PERFORMED BY THE UTILITY COMPANY'S FORCES AND ANY FEES WHICH ARE TO BE PAID TO THE UTILITY COMPANY FOR THEIR SERVICES. THE CONTRACTOR IS RESPONSIBLE FOR PAYING ALL FEES AND CHARGES, INCLUDING INSPECTION AND TESTING AND INCLUDE IN BASE BID. CONTRACTOR SHALL BE RESPONSIBLE FOR ALL RELOCATIONS, INCLUDING BUT NOT LIMITED TO, ALL UTILITIES, STORM DRAINAGE, SIGNS, ETC. AS REQUIRED. SOME UTILITIES MAY BE CONSIDERED PRIVATE AND NOT LOCATED BY UTILITY COMPANIES. VERIFY THE LOCATIONS OF ALL LATERALS, SERVICE CONNECTIONS, LIGHTING CIRCUITS, SIGN CIRCUITS, AND OTHER UTILITIES AND PROCEED WITH CAUTION AROUND ANY ANTICIPATED FEATURES.
6. CAUTION: NOTICE TO CONTRACTOR: THE CONTRACTOR IS SPECIFICALLY CAUTIONED THAT THE LOCATION AND/OR ELEVATION OF EXISTING UTILITIES AS SHOWN ON THESE PLANS IS BASED ON THE LISTED REFERENCES, RECORDS OF VARIOUS UTILITY COMPANIES AND, WHERE POSSIBLE, MEASUREMENTS TAKEN IN THE FIELD. THE INFORMATION IS NOT TO BE RELIED ON AS BEING EXACT OR COMPLETE AND THE ENGINEER ASSUMES NO RESPONSIBILITY FOR THEIR ACCURACY. CONTRACTOR IS RESPONSIBLE TO VERIFY GRADES AND UTILITIES (INCLUDING INTEGRITY) SHOWN ON PLANS PRIOR TO START OF ANY WORK. ANY AND ALL DISCREPANCIES ARE TO BE DOCUMENTED AND SUBMITTED TO THE OWNER AND ENGINEER AT THE TIME OF DISCOVERY. THIS WORK SHALL BE COMPLETED EARLY ENOUGH TO AVOID DELAYS AND ALLOW FOR REDESIGN IF REQUIRED. THE CONTRACTOR SHALL MAKE EXPLORATION EXCAVATIONS TO LOCATE EXISTING UNDERGROUND UTILITIES SUFFICIENTLY AHEAD OF CONSTRUCTION TO PERMIT REVISIONS AS REQUIRED TO MEET EXISTING CONDITIONS. IT SHALL BE THE RESPONSIBILITY OF THE CONTRACTOR TO RELOCATE ALL EXISTING UTILITIES WHICH CONFLICT WITH THE PROPOSED IMPROVEMENTS SHOWN ON THE PLANS.
7. CONTRACTOR MAY LIMIT SAW-CUT & PAVEMENT REMOVAL TO ONLY THOSE AREAS WHERE IT IS REQUIRED AS SHOWN ON THESE CONSTRUCTION PLANS OR AS MAY BE REQUIRED TO PROVIDE A SMOOTH, PROPERLY DRAINING, PAVEMENT SURFACE. IF ANY DAMAGE IS INCURRED ON ANY OF THE SURROUNDING PAVEMENT, ETC. THE CONTRACTOR SHALL BE RESPONSIBLE FOR ITS REMOVAL AND REPAIR. EXISTING PAVEMENT AND CONCRETE SHALL BE SAW-CUT PRIOR TO REMOVAL.
8. MANHOLES, CATCH BASINS, CLEANOUTS, VALVE BOXES, FRAMES, COVERS AND GRATES TO REMAIN SHALL BE PROTECTED AND ADJUSTED TO FINAL GRADES, IF APPLICABLE.
9. CONTRACTOR SHALL MAINTAIN POSITIVE DRAINAGE AT ALL TIMES AND IS RESPONSIBLE FOR ALL DEWATERING, IF REQUIRED.
10. REMOVE EXISTING PAVEMENT MARKINGS WHICH INTERFERE OR CONFLICT WITH THE NEWLY APPLIED MARKING PATTERNS. CONDUCT GRINDING, SCRAPING, SANDBLASTING OR OTHER OPERATIONS IN SUCH A MANNER THAT THE FINISHED PAVEMENT SURFACE IS NOT DAMAGED OR LEFT IN A PATTERN THAT IS MISLEADING OR CONFUSING. USE DUST COLLECTION SYSTEM WHEN PAVEMENT PREPARATION INCLUDES GRINDING, SCRAPING OR SANDBLASTING OF EXISTING PAVEMENT MARKINGS.

SITE NOTES:

1. CONTRACTOR SHALL REFER TO ARCHITECTURAL PLANS FOR EXACT LOCATIONS AND DIMENSIONS OF VESTIBULE, SLOPED PAVING, EXIT PORCHES, RAMPS, PRECISE BUILDING DIMENSIONS, AND EXACT BUILDING UTILITY ENTRANCE LOCATIONS. ALL PAVING, CURBING, FLATWORK, SIDEWALKS, FENCING, BOLLARDS, ETC., WHICH CONFLICT WITH NEW CONSTRUCTION ARE TO BE DEMOLISHED AND DISPOSED OF IN ACCORDANCE WITH ANY LOCAL, STATE, OR FEDERAL REGULATIONS.
2. CONTRACTOR MUST PROTECT THE PUBLIC AT ALL TIMES WITH FENCING, BARRICADES, ENCLOSURES, ETC. CONTRACTOR SHALL MAINTAIN ALL EXISTING PARKING, SIDEWALKS, DRIVES, ETC. OUTSIDE OF WORK LIMITS CLEAR AND FREE FROM ANY CONSTRUCTION ACTIVITY AND/OR MATERIAL TO ENSURE EASY AND SAFE PEDESTRIAN AND VEHICULAR TRAFFIC TO AND FROM THE SITE. CONTRACTOR SHALL COORDINATE/PHASE ALL CONSTRUCTION ACTIVITY WITHIN PROXIMITY OF THE BUILDING AND UTILITY INTERRUPTIONS WITH THE OWNER AND STORE MANAGER PRIOR TO ANY CONSTRUCTION TO ESTABLISH CUSTOMER ACCESS AND TRAFFIC FLOW DURING ALL PHASES OF WORK TO MINIMIZE DISTURBANCE AND INCONVENIENCE TO THE STORE OPERATION, AS THE STORE MAY REMAIN IN OPERATION DURING CONSTRUCTION. CONTRACTOR IS RESPONSIBLE FOR COORDINATING WITH ALL APPLICABLE AGENCIES TO MAINTAIN EMERGENCY ACCESS TO THEIR SATISFACTION. ALL WORK THAT WILL IMPACT TRUCK DELIVERIES, ACCESS, AND/OR PARKING SHALL BE PHASED IN SUCH A WAY AS TO MAINTAIN OPERATION AND ACCESS TO THE STORE.
3. ANY EXISTING STRIPING WHICH IS TO REMAIN IN PLACE AND WHICH MAY BECOME OBSCURED OR DAMAGED DUE TO THE CONSTRUCTION OF IMPROVEMENTS SHALL BE REPLACED AND/OR REPAINTED AS NECESSARY.

GRADING AND DRAINAGE NOTES:

1. THE EARTHWORK FOR ALL BUILDING FOUNDATIONS AND SLABS SHALL BE IN ACCORDANCE WITH ARCHITECTURAL BUILDING PLANS AND SPECIFICATIONS.
2. CONTRACTOR SHALL ADJUST AND/OR CUT EXISTING PAVEMENT AS NECESSARY TO ENSURE A SMOOTH FIT, CONTINUOUS GRADE, AND POSITIVE DRAINAGE. THE CONTRACTOR SHALL ADJUST TOPS OF CLEANOUTS, MANHOLES, VALVES, HANDHOLES, ETC. TO REMAIN TO PROPOSED FINISHED GRADE, AS NECESSARY.
3. IF ANY EXISTING STRUCTURES TO REMAIN ARE DAMAGED DURING CONSTRUCTION IT SHALL BE THE CONTRACTOR'S RESPONSIBILITY TO REPAIR AND/OR REPLACE THE EXISTING STRUCTURE AS NECESSARY TO RETURN IT TO EXISTING CONDITIONS OR BETTER.
4. THE CONTRACTOR IS RESPONSIBLE FOR ALL DEWATERING, PUMPING, AND TREATMENT OF WATER. THE CONTRACTOR IS CAUTIONED THAT GROUNDWATER AND PERCHED GROUNDWATER MAY BE ENCOUNTERED. NO WATER FROM ANY CONSTRUCTION WORK, PROCESSOR AREA SHALL BE RELEASED DOWNSTREAM OR INTO STORM SYSTEMS, UNTIL PROPERLY TREATED AND ALL SEDIMENT REMOVED.
5. REFER TO ARCHITECTURAL PLANS FOR EXACT LOCATION AND ELEVATION OF ANY PROPOSED ROOF DRAINS AND DOWNSPOUTS AND RECONNECT TO EXISTING STORM SEWER AS NEEDED.
6. THE CONTRACTOR IS SPECIFICALLY CAUTIONED THAT THE LOCATION AND/OR ELEVATION OF EXISTING UTILITIES, AS SHOWN ON THESE PLANS, IS BASED ON RECORDS OF THE VARIOUS UTILITY COMPANIES, AND WHERE POSSIBLE, MEASUREMENTS TAKEN IN THE FIELD. THE INFORMATION IS NOT TO BE RELIED ON AS BEING EXACT OR COMPLETE. IT SHALL BE THE RESPONSIBILITY OF THE CONTRACTOR TO RELOCATE ALL EXISTING UTILITIES WHICH CONFLICT WITH THE PROPOSED IMPROVEMENTS SHOWN ON THE PLANS.

UTILITY NOTES:

1. CONTRACTOR TO VERIFY EXISTING UTILITIES PRIOR TO INSTALLATION OF PROPOSED IMPROVEMENTS. CONTRACTOR SHALL VERIFY THE LOCATION, DEPTH, SIZE, MATERIAL, AND INTEGRITY OF EXISTING UTILITIES. ANY CONFLICTS WITH PROPOSED WORK SHALL BE BROUGHT TO THE ENGINEER'S ATTENTION IN SUFFICIENT TIME TO ALLOW FOR REDESIGN WITHOUT IMPACT TO PROJECT SCHEDULE.
2. CONTRACTOR SHALL COORDINATE ANY TEMPORARY DISCONNECTION OF SERVICE WITH THE OWNER, STORE MANAGER, AND UTILITY COMPANY.
3. PRIOR TO THE START OF CONSTRUCTION, THE CONTRACTOR SHALL TELEVISION ALL SEWER LINES (INSIDE BUILDING THROUGH CONNECTION AT PUBLIC UTILITY) AND PROVIDE ASSOCIATED FINDINGS TO BOTH OWNER AS WELL AS ENGINEER. ONCE ALL CONSTRUCTION HAS BEEN COMPLETED, THE CONTRACTOR SHALL CLEAN ALL SEWER LINES AND PROVIDE PROOF OF SUCH TO OWNER AND ENGINEER.

LANDSCAPE NOTES:

1. REFER TO SPECIFICATIONS FOR SEED MIXES AND ADDITIONAL INFORMATION.
2. THE CONTRACTOR SHALL BE RESPONSIBLE FOR HIS OWN QUANTITY TAKEOFF.
3. THE CONTRACTOR SHALL PERFORM A ROUGH FIELD STAKE OUT OF ALL PLANT MATERIAL AND SHRUB BEDS. LOCATIONS SHOWN ON THE PLAN CONVEY DESIGN INTENT ONLY. ACTUAL LOCATIONS WILL BE AS DIRECTED BY THE OWNER AT THE TIME OF INSTALLATION.
4. THE CONTRACTOR IS HEREBY NOTIFIED THAT UNDERGROUND UTILITIES EXIST. CONTRACTOR SHOULD OBTAIN CURRENT UTILITY RECORD MAPS AND NOTIFY ALL UTILITY COMPANIES PRIOR TO COMMENCING WORK.
5. STAKE PLANTS AS INDICATED OR AS APPROVED IN THE FIELD. IF OBSTRUCTIONS ARE ENCOUNTERED THAT ARE NOT SHOWN ON THE DRAWINGS, DO NOT PROCEED WITH PLANTING OPERATIONS UNTIL ALTERNATIVE PLANT LOCATIONS HAVE BEEN SELECTED. STAKES AND WRAPPING ARE TO BE REMOVED BY THE CONTRACTOR AT THE END OF THE GUARANTEE PERIOD.
6. SHRUBS SHALL NOT BE PLACED WITHIN TWO (2) FEET OF A CURB.
7. TREES SHALL BE A MINIMUM OF 5' FROM ROOT BALL TO UNDERGROUND UTILITIES AND 20' FROM OVERHEAD UTILITIES.

Issued:	Date:
A Permit set	12/13/21
B	
C	
D	
E	
F	
G	
H	

Revisions:	Date:
1 Addition of Notes	2/14/22
2	
3	
4	
5	
6	
7	
8	

FOR BID USE ONLY NOT FOR CONSTRUCTION

Seal Seal



CIVIL ENGINEER OF RECORD
 Name: Christopher V. Kambar
 New Jersey License No.: 24GE05610000
 Exp. Date: April 20, 2022
 Firm Reg. No.: 24GA27944600
 Exp. Date: August 31, 2022

Copyright © 2022
 APD Engineering and Architecture, LLC
 615 Fishers Run Victor, NY 14564
 585.742.2222

Drawing Alteration
 It is a violation of law for any person, unless acting under the direction of licensed Architect, Professional Engineer, Landscape Architect, or Land Surveyor to alter any item on this document in any way. Any licensee who alters this document is required by law to affix his or her seal and to add the notation "Altered By" followed by his or her signature and the specific description of the alteration or revision.

DO NOT SCALE PLANS

Copying, Printing, Software and other processes required to produce these prints can stretch or shrink the actual paper or layout. Therefore, scaling of this drawing may be inaccurate. Contact Engineer of Record with any need for additional dimensions or clarifications.



Burger King No. 14447

1 Levitt Parkway
 Willingboro, NJ 08046
 Burlington County

Project Name & Location:

Architectural Site Plan - Notes	
Drawing Name:	
Date: 10/07/21	Project No. 21-0362
Type:	
Drawn By: ASH	ASP-1.2
Scale: N.T.S.	Drawing No.

Issued:	Date:
A Permit set	12/13/21
B	
C	
D	
E	
F	
G	
H	
Revisions:	Date:
1 Addition of Notes	2/14/22
2	
3	
4	
5	
6	
7	
8	

FOR BID USE ONLY NOT FOR CONSTRUCTION

CIVIL ENGINEER OF RECORD
 Name: Christopher V. Kambur
 New Jersey License No.: 24GE05610000
 Exp. Date: April 20, 2022
 Firm Reg. No.: 24GA27944600
 Exp. Date: August 31, 2022

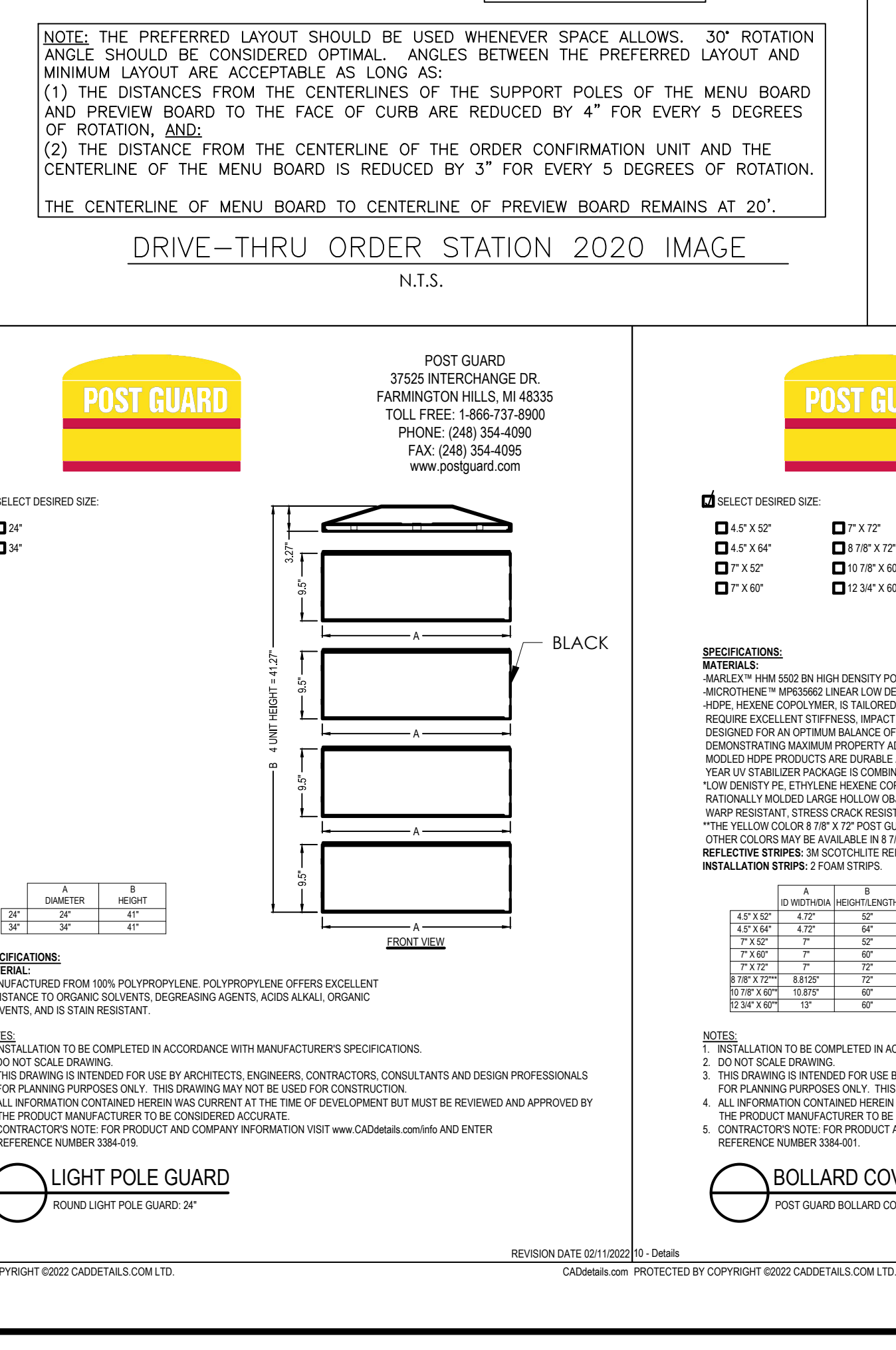
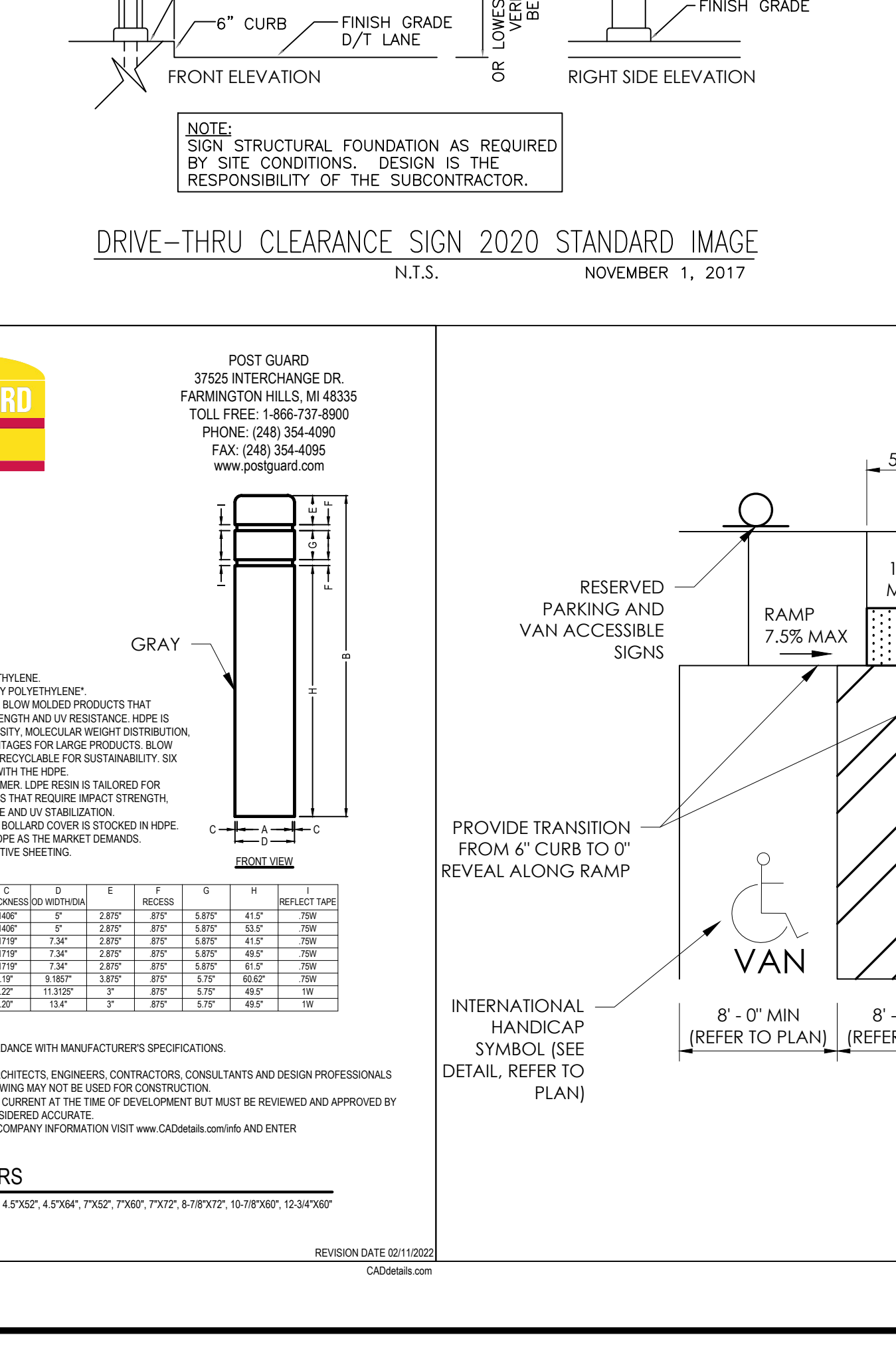
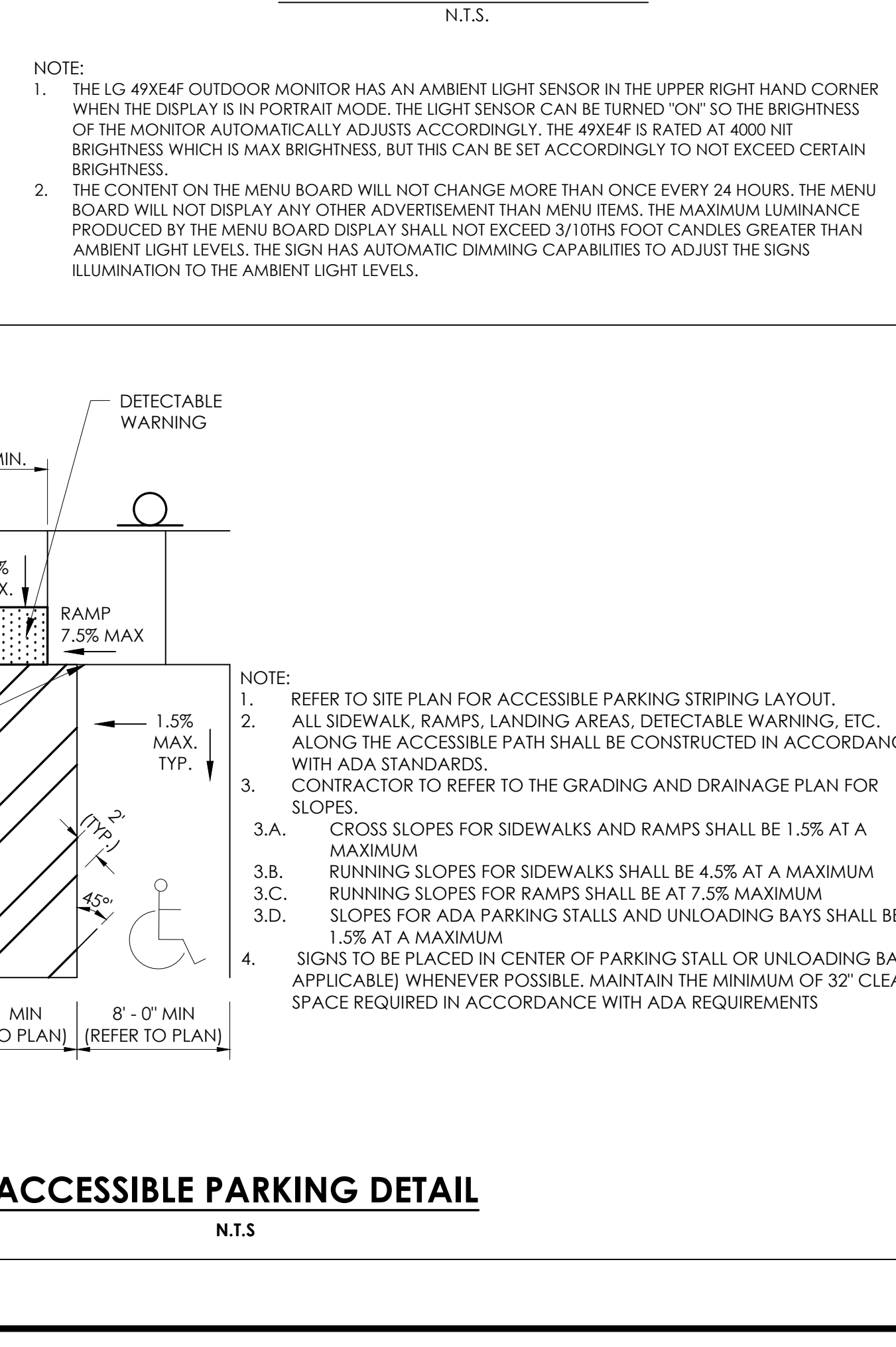
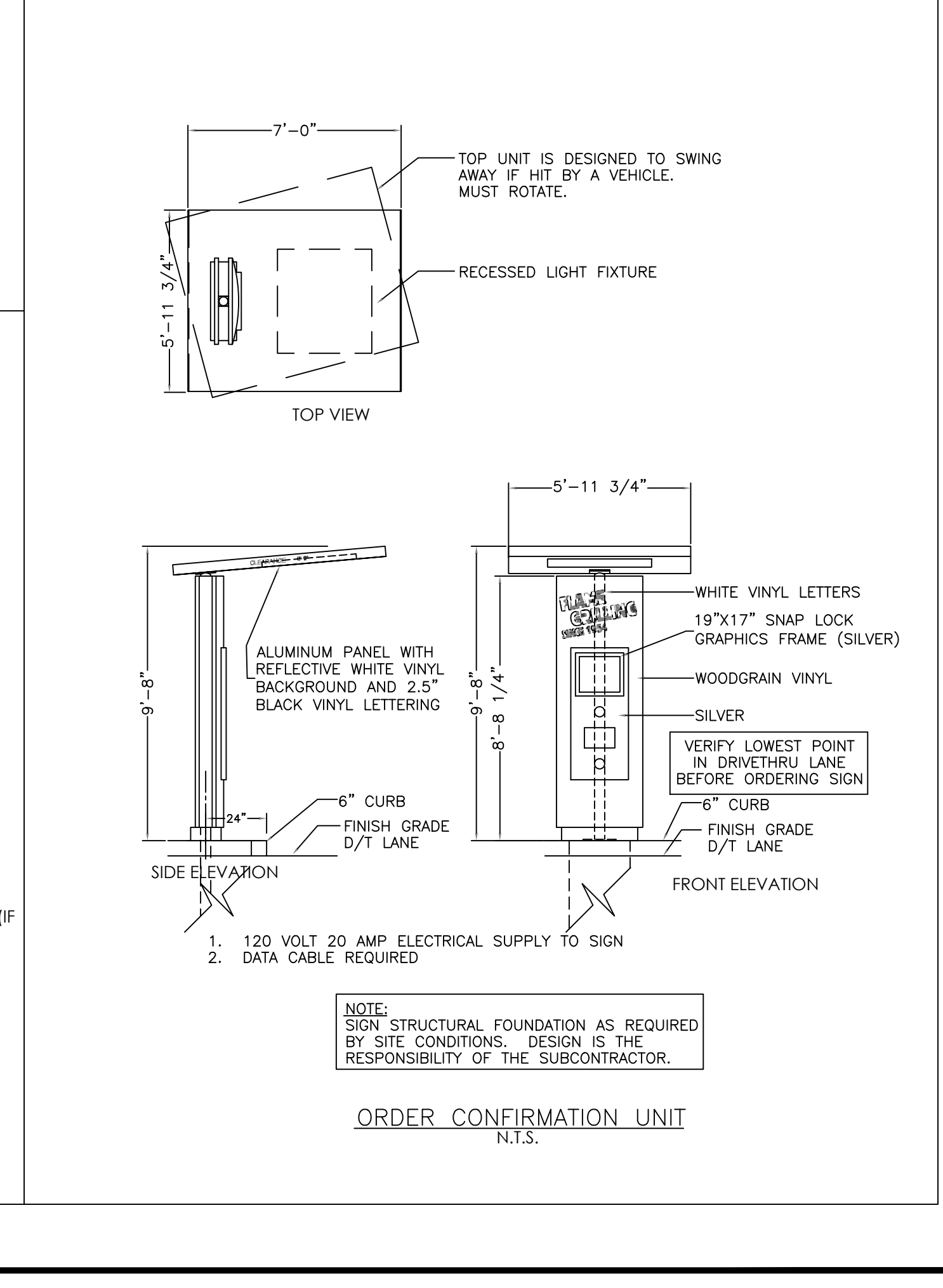
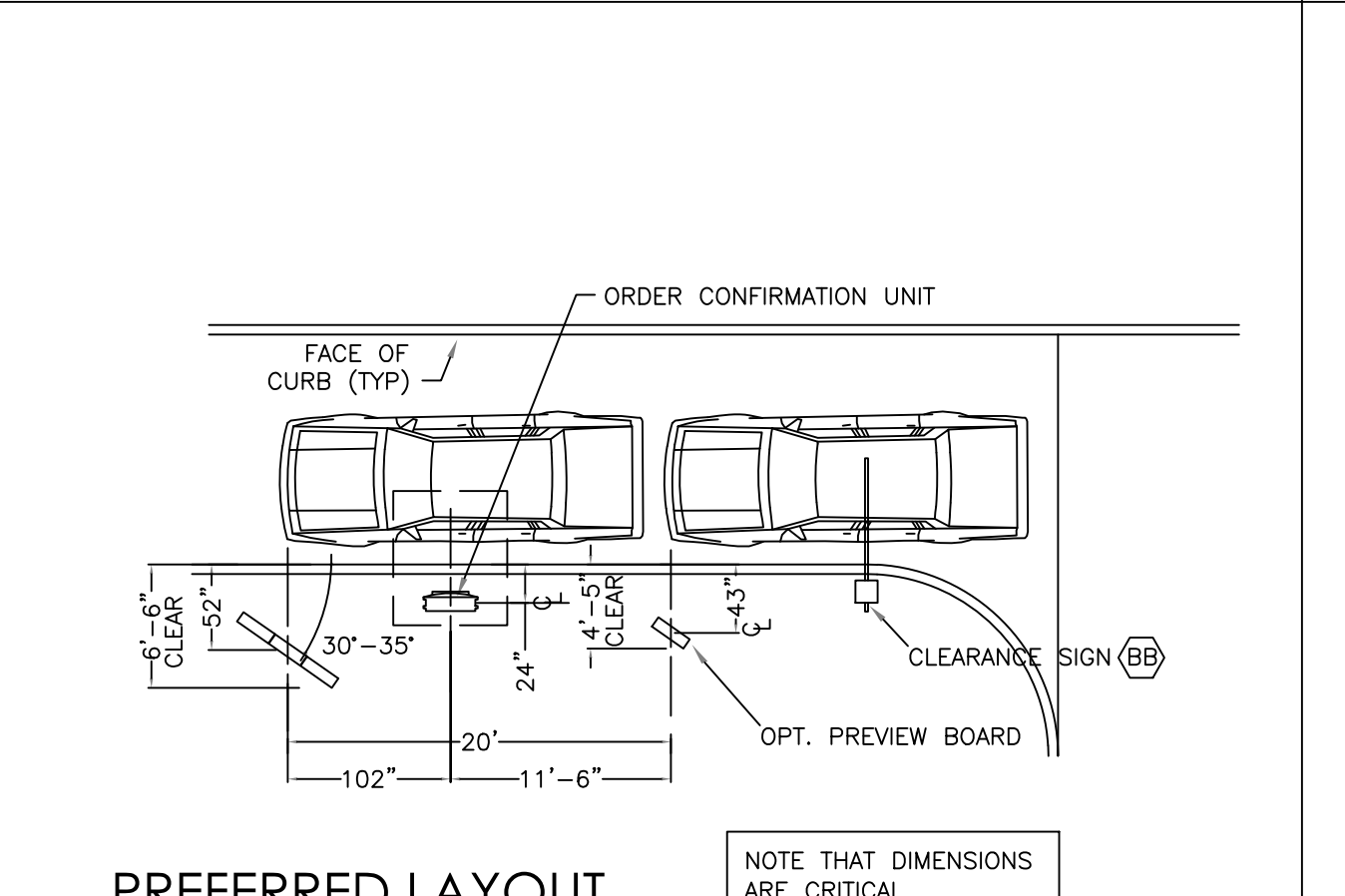
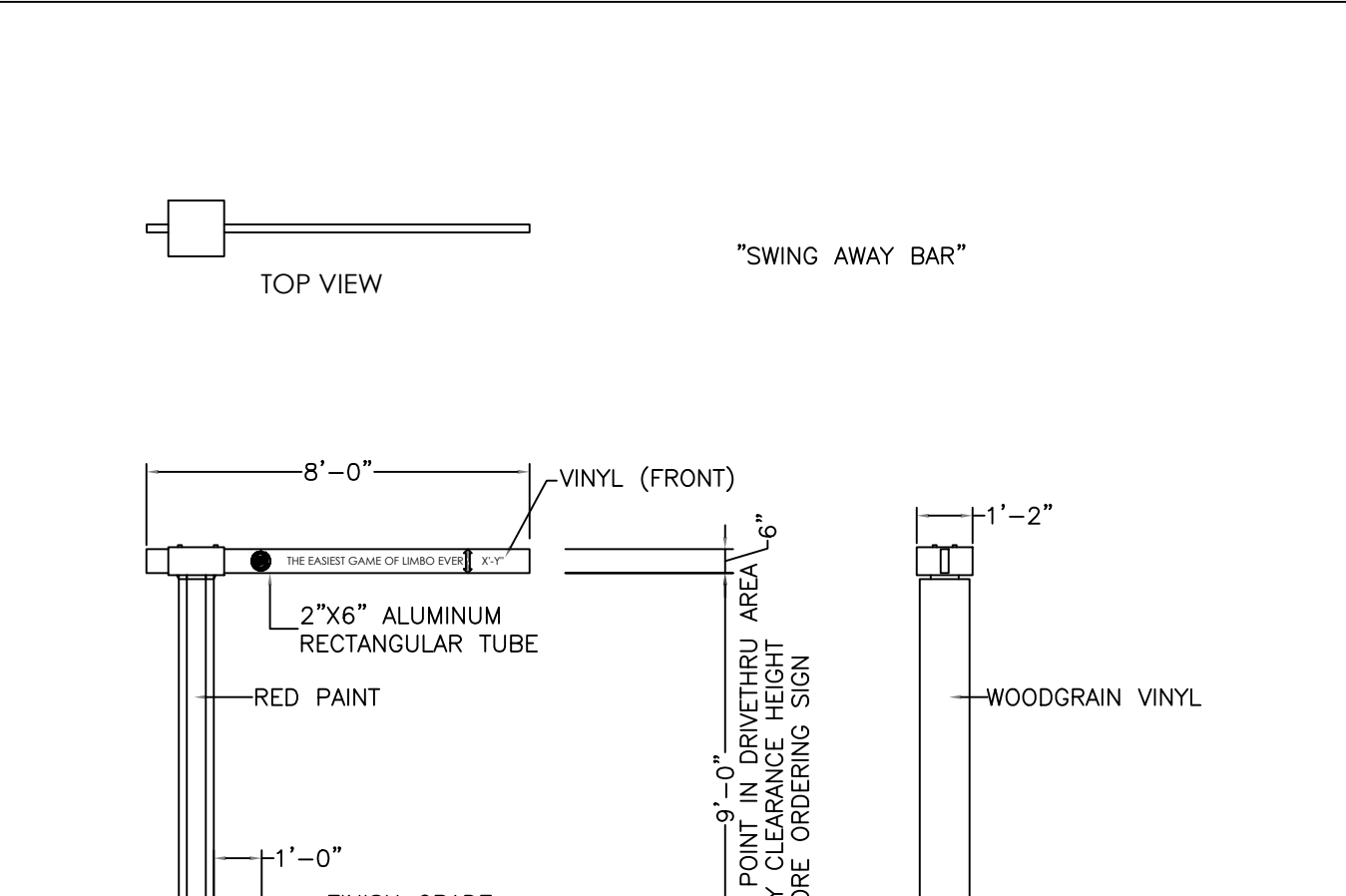
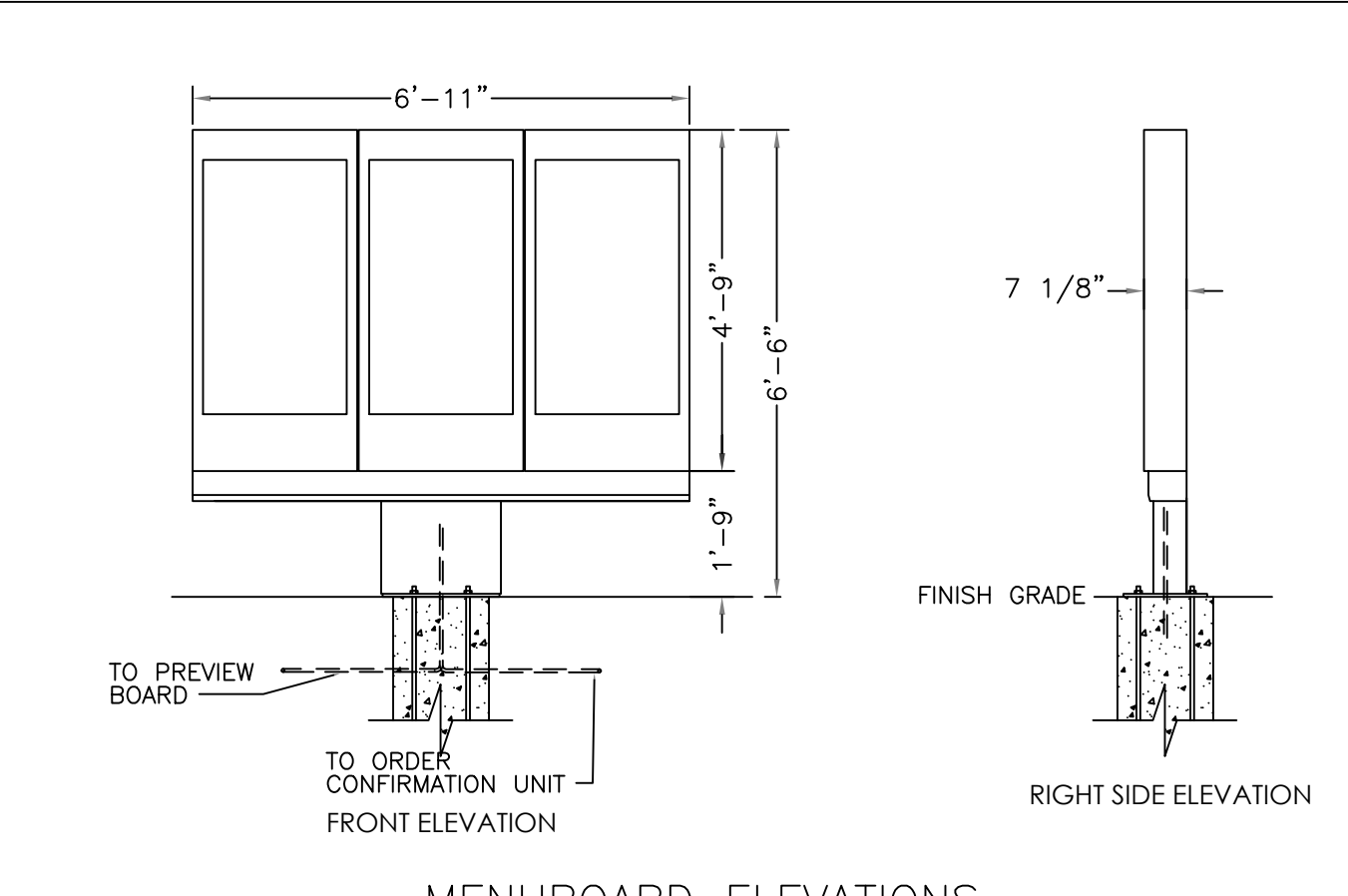
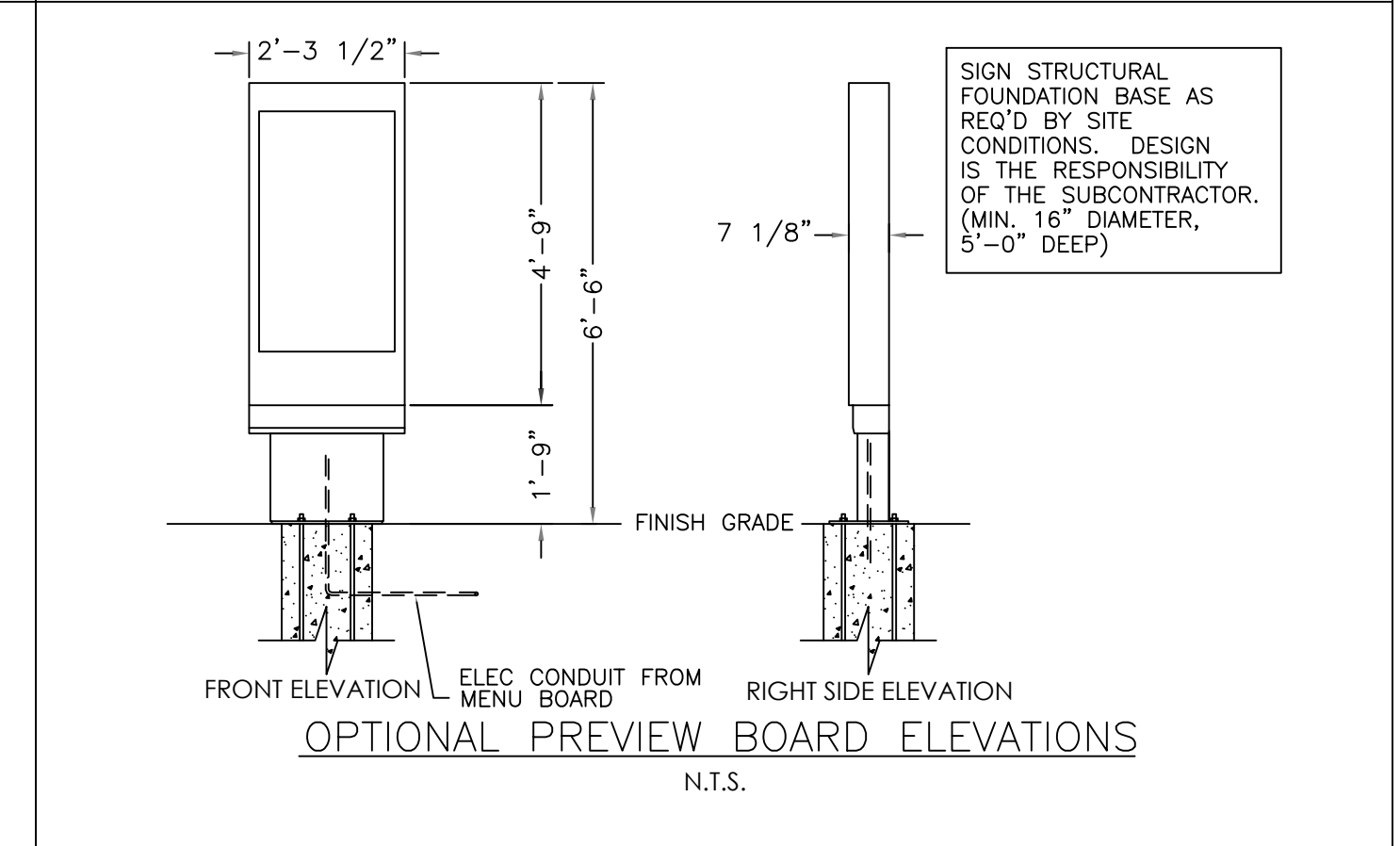
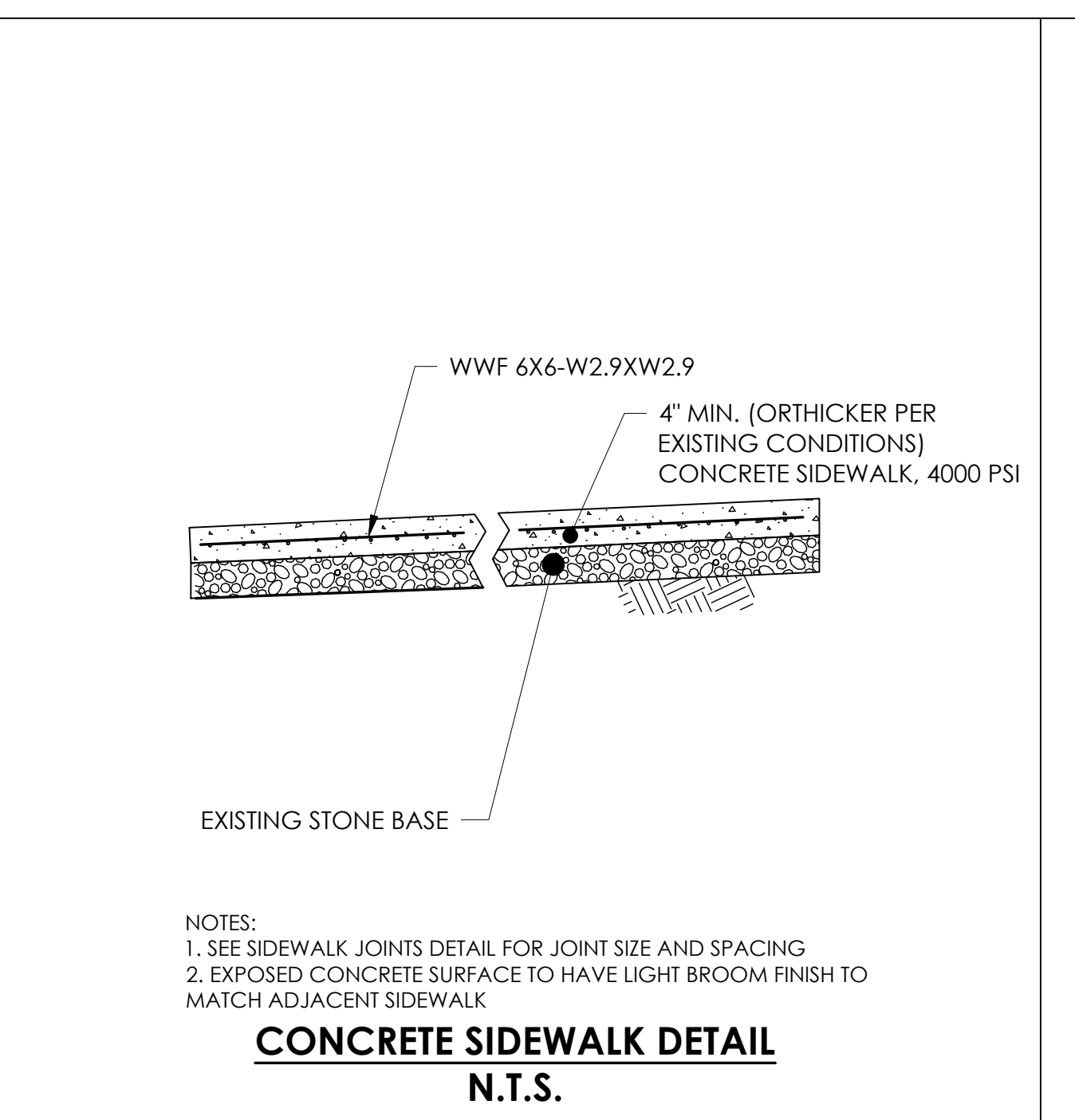
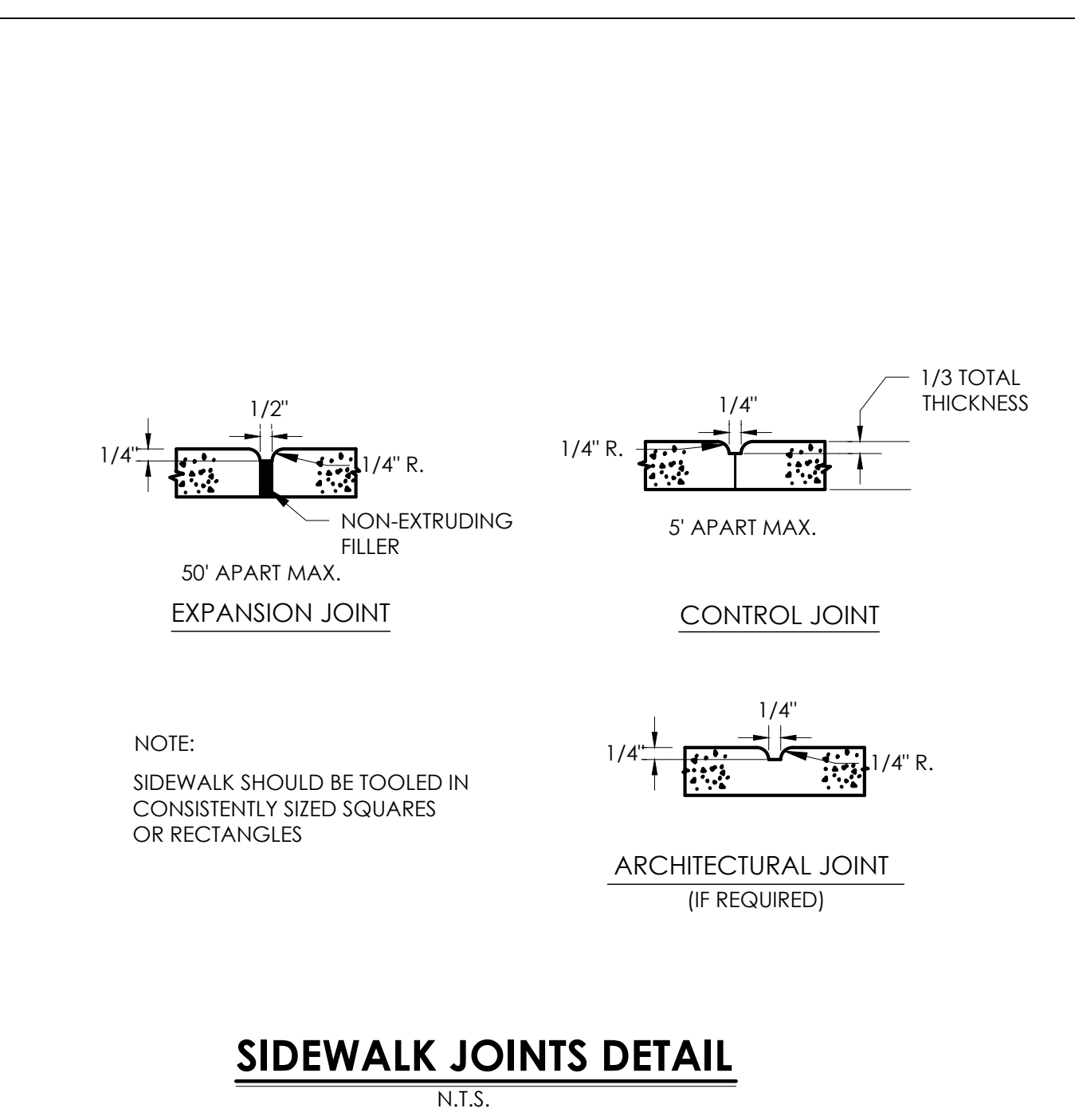
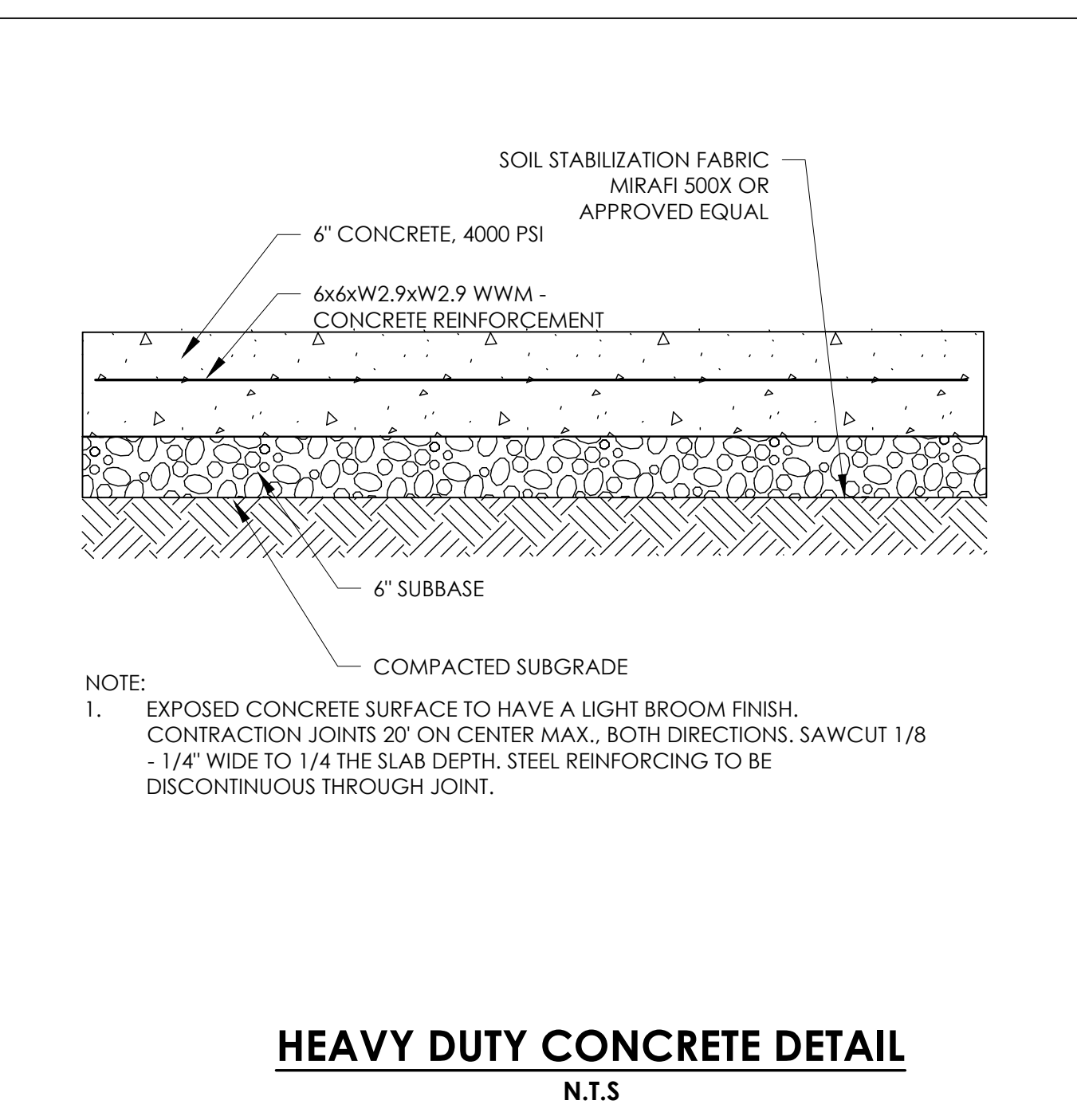
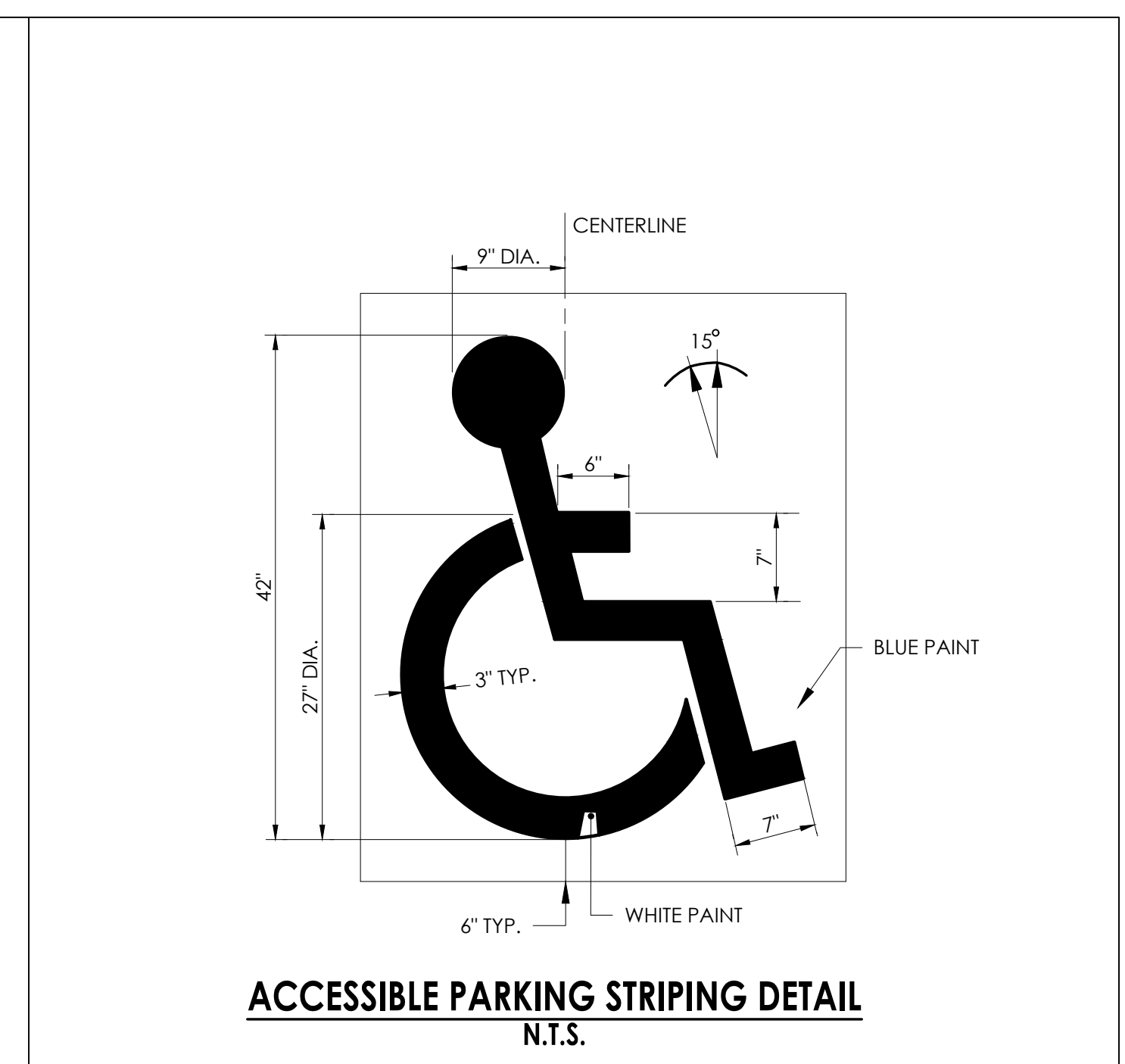
Copyright © 2022
 APD Engineering and Architecture, LLC
 Drawing Alteration
 It is a violation of law for any person, unless acting under the direction of licensed Architect, Professional Engineer, Landscape Architect, or Land Surveyor to alter any item on this document in any way. Any licensee who alters this document is required by law to affix his or her seal and to add the notation "Altered By" followed by his or her signature and the specific description of the alteration or revision.
 DO NOT SCALE PLANS
 Copying, Printing, Software and other processes required to produce these prints can stretch or shrink the actual paper or layout, therefore, scaling of this drawing may be inaccurate. Contact Engineer of Record with any need for additional dimensions or clarifications.

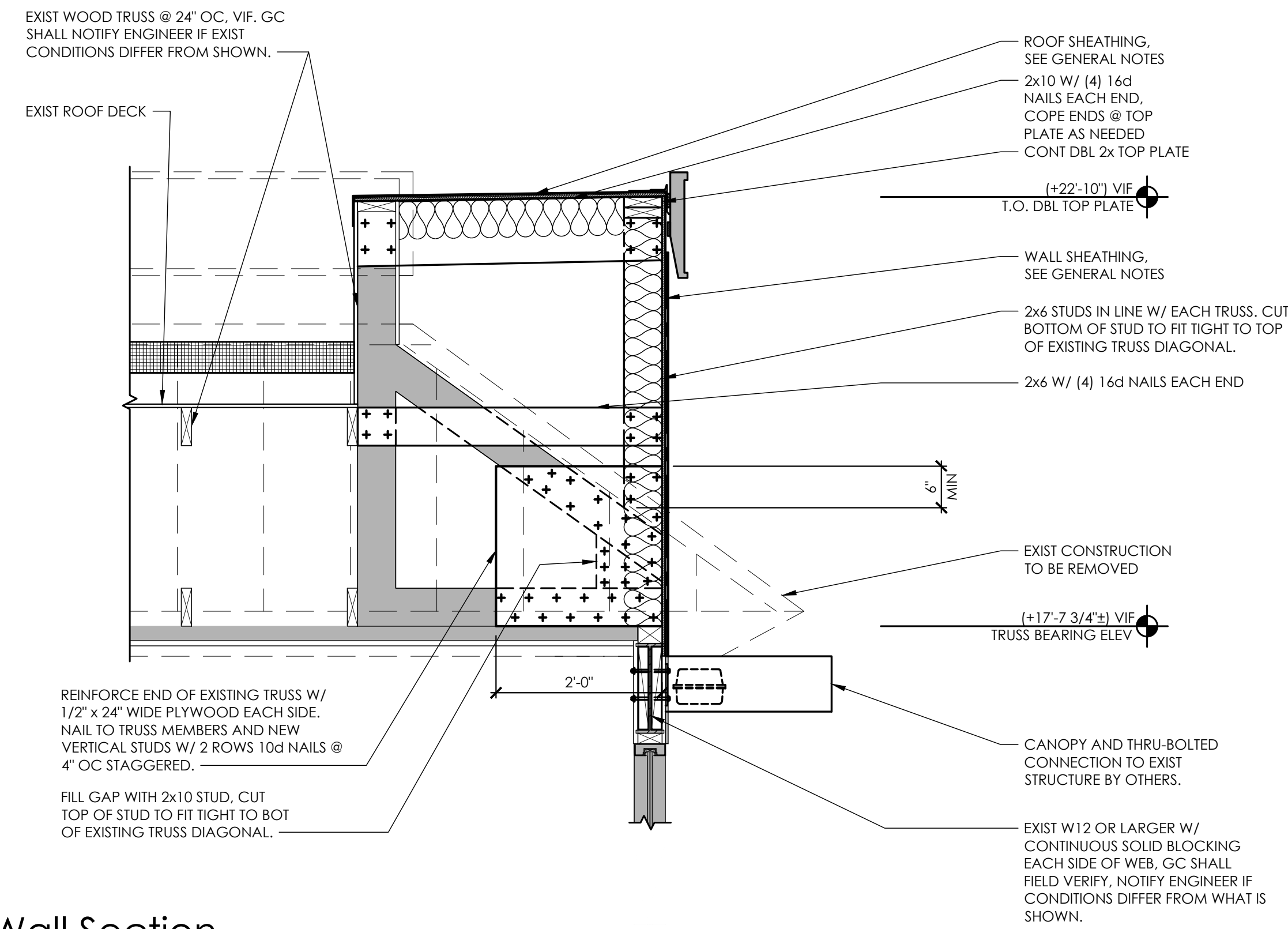
APD ENGINEERING ARCHITECTURE
 615 Fishers Run Victor, NY 14564
 585.742.2222 - www.apd.com

Ampler Development LLC
 c/o Quattro Business Support Services
 1850 Parkway Place
 Suite 1150
 Marietta, GA 30067
 phone: (513) 484-0965

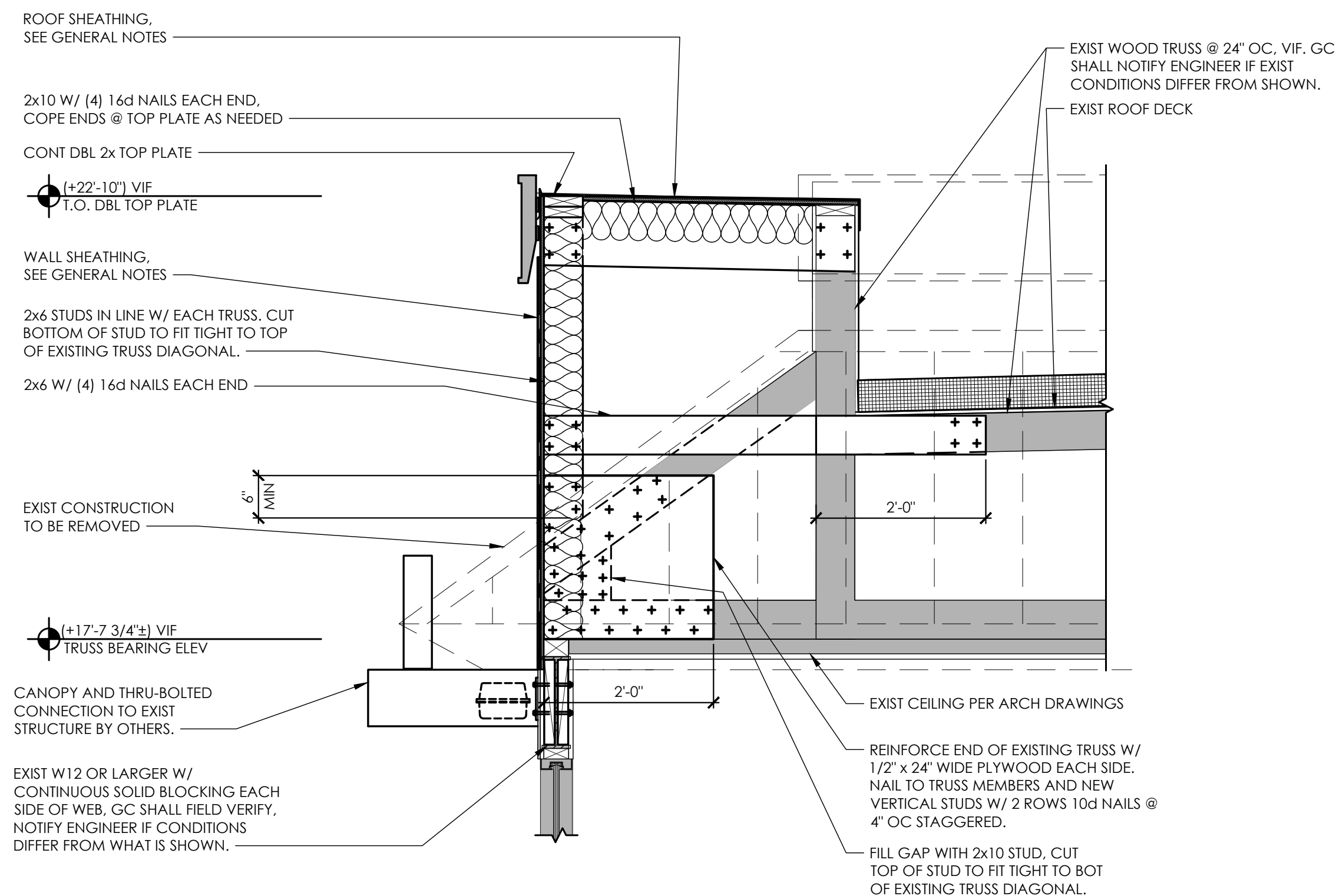
Burger King No. 14447
 1 Levitt Parkway
 Willingboro, NJ 08046
 Burlington County
 Project Name & Location:

Details Sheet	
Drawing Name:	Project No.
Date: 10/07/21	21-0362
Type:	
Drawn By: ASH	ASP-2
Scale: N.T.S.	Drawing No.

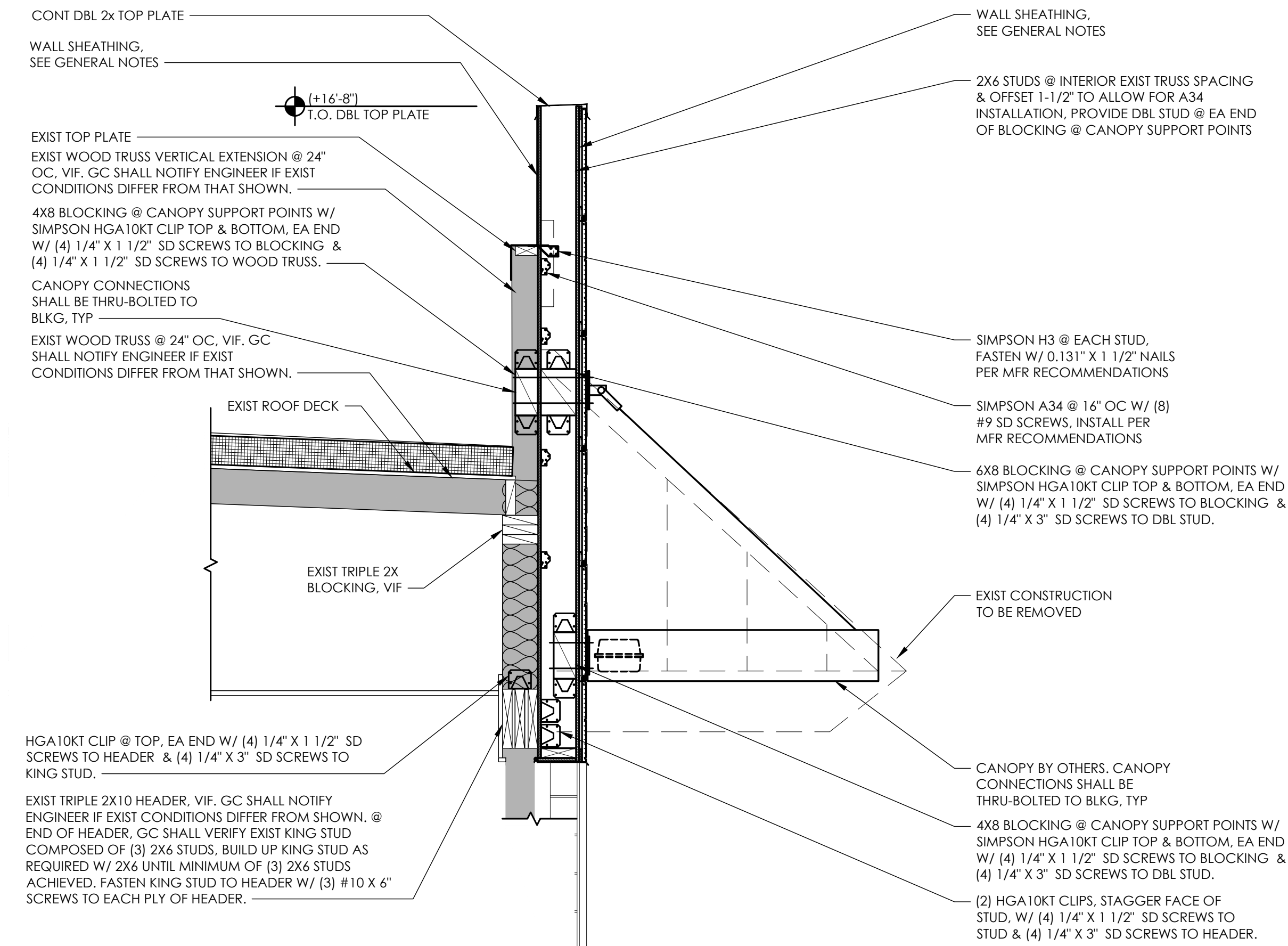




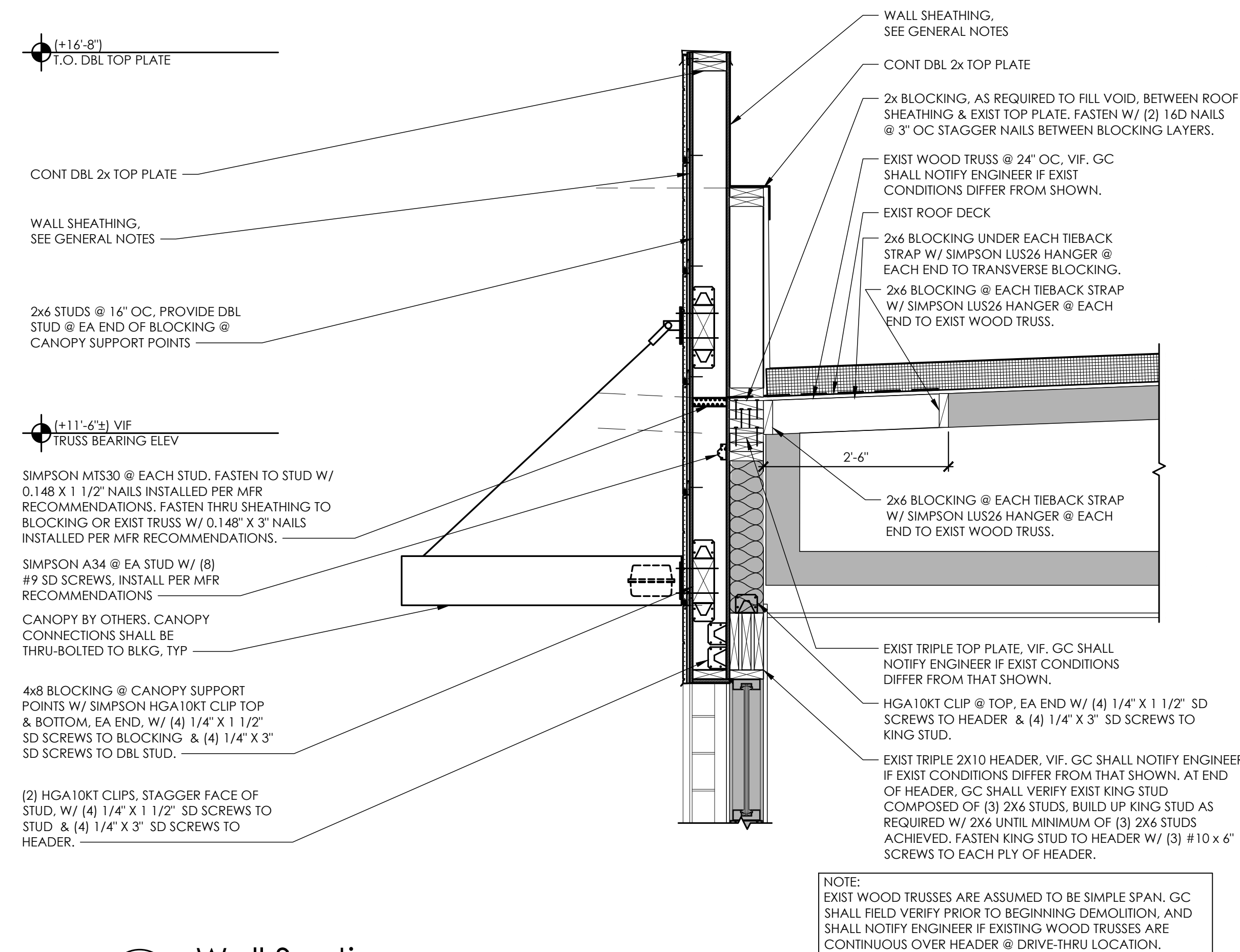
D2 Wall Section
SCALE: 3/4" = 1'-0"



D1 Wall Section
SCALE: 3/4" = 1'-0"



A2 Wall Section
SCALE: 3/4" = 1'-0"



A1 Wall Section
SCALE: 3/4" = 1'-0"

Issued:	Date:
A Client Review	10/5/2021
B Forward to BKC	10/19/2021
C Permit Set	12/13/2021
D Bid Set	2/14/2022
E	

Revisions:	Date:
1 Plan Review Comments	2/11/2020
2	
3	
4	
5	
6	
7	
8	
9	

Seal	Seal
PROJECT ARCHITECT/ENGINEER	DATE
Brent T. Powell, PE	
PROJECT LEAD	DATE
Michael Verrastro	
PROJECT DESIGNER	DATE
Dan Smith	

Copyright © 2021
APD Engineering & Architecture, PLLC
Drawing Alteration
It is a violation of law for any person, unless acting under the direction of a licensed Architect, Professional Engineer, Landscape Architect, or Land Surveyor to alter any item on this document in any way. Any licensee who alters this document is required by law to affix his or her seal and to add the notation "Altered By" followed by his or her signature and the specific description of the alteration or revision.
DO NOT SCALE PLANS
Copying, Printing, Software and other processes required to produce these prints can stretch or shrink the actual paper or layout. Therefore, scaling of this drawing may be inaccurate. Contact APD E&A with any need for additional dimensions or clarifications.



Burger King Inc.
Store # 14447
One Levitt Parkway
Willingboro, NJ 08046
Burlington County
Project Name & Location:

Wall Sections	Project No.
Drawing Name:	21-0362
Date: 10/5/21	
Type: BK-50	
Drawn By: DFS	S-301
Scale: As Noted	Drawing No.

PLOTTED: 2/14/2022 11:23 AM

Issued:	Date:	
A	Client Review	10/5/2021
B	Forward to BKC	10/19/2021
C	Permit Set	12/13/2021
D	Bid Set	2/14/2022
E		
Revisions:	Date:	
1	Plan Review Comments	2/11/2020
2		
3		
4		
5		
6		
7		
8		
9		

Seal	Seal
PROJECT ARCHITECT/ENGINEER	DATE
Brent T. Powell, PE	
PROJECT LEAD	DATE
Michael Verrastro	
PROJECT DESIGNER	DATE
Dan Smith	

Copyright © 2021
 APD Engineering & Architecture, PLLC
 Drawing Alteration
 It is a violation of law for any person, unless acting under the direction of licensed Architect, Professional Engineer, Landscape Architect, or Land Surveyor to alter any item on this document in any way. Any licensee who alters this document is required by law to affix his or her seal and to add the notation "Altered By" followed by his or her signature and the specific description of the alteration or revision.

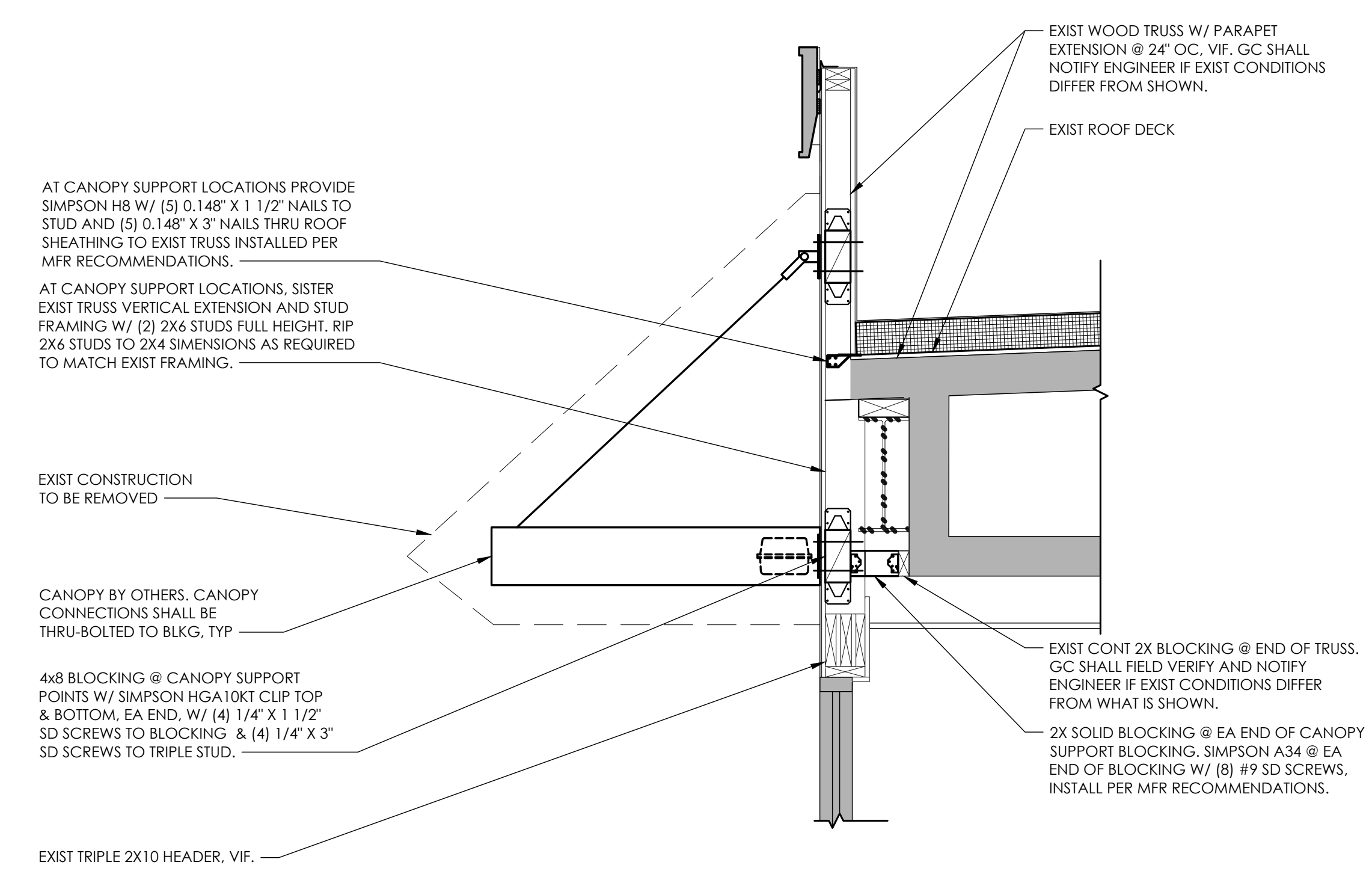
DO NOT SCALE PLANS
 Copying, Printing, Software and other processes required to produce these prints can stretch or shrink the actual paper or layout. Therefore, scaling of this drawing may be inaccurate. Contact APD E&A with any need for additional dimensions or clarifications.

APD
 ENGINEERING
 ARCHITECTURE
 615 Fishers Run Victor, NY 14564
 585.742.2222 - www.apd.com

Ampler Development LLC
 4700 Falls of Neuse Rd
 Suite 400
 Raleigh, NC 27609
 phone: (919) 484-0965

Burger King Inc.
 Store # 14447
 One Levitt Parkway
 Willingboro, NJ 08046
 Burlington County
 Project Name & Location:

Wall Sections	
Drawing Name:	
Date: 10/5/21	Project No. 21-0362
Type: BK-50	
Drawn By: DFS	S-302
Scale: As Noted	Drawing No.



A1 Wall Section
 SCALE: 3/4" = 1'-0"

D C B A

LEGEND

	EXISTING TO REMAIN
	DEMOLITION

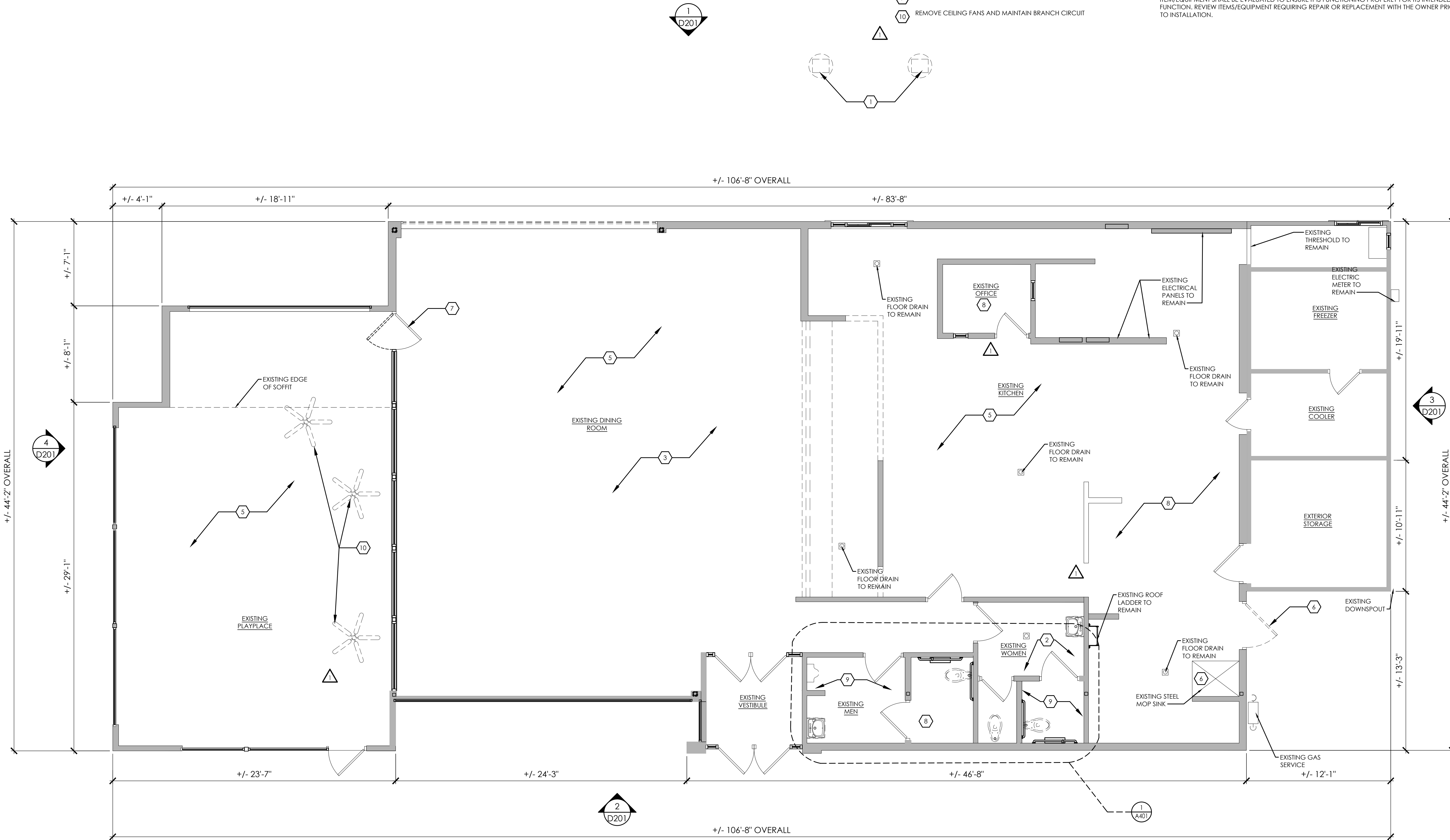
DEMOLITION KEYNOTES

- 1 REMOVE DRIVE-THRU CANOPY AND COLUMNS.
- 2 SEE A103 FOR ENLARGED RESTROOM PLANS.
- 3 REMOVE DINING ROOM PARTITIONS AND FINISHES REFER TO INTERIOR DECOR DRAWING SET
- 4 NOT USED.
- 5 REMOVE SUSPENDED CEILING SYSTEM AND LIGHT FIXTURES.
- 6 REMOVE DOOR, HARDWARE AND FRAME.
- 7 REMOVE DOOR AND HARDWARE.
- 8 REMOVE FRP AND S/S CORNER GUARDS.
- 9 TILE TO BE REMOVED ALL ACCESSORIES TO BE SALVAGED.
- 10 REMOVE CEILING FANS AND MAINTAIN BRANCH CIRCUIT

DEMOLITION PLAN GENERAL NOTES

- 1) IT IS THE CONTRACTOR'S RESPONSIBILITY TO FAMILIARIZE THEMSELVES WITH ALL DETAILS INVOLVED IN THE CONTRACT. SPECIFIC INSTRUCTIONS ON EACH ITEM WILL NOT BE GIVEN
- 2) DEMOLITION SHALL BE PHASED SO AS TO LEAVE SYSTEMS INTACT AND TO AVOID DISRUPTION. THE CONTRACTOR SHALL COORDINATE THE DEMOLITION WORK WITH THE OVERALL PROJECT PHASING. ALL INTERRUPTION IN SERVICES AS A RESULT OF DEMOLITION SHOULD BE COORDINATED WITH THE CONSTRUCTION MANAGER/OWNER'S REPRESENTATIVE PRIOR TO WORK BEING PERFORMED
- 3) STORAGE OF CONTRACTORS' EQUIPMENT AND DEBRIS MUST BE KEPT WITHIN THE CONSTRUCTION AREA AND PROPERTY LINES. DISPOSE OF ALL DEMOLITION MATERIAL OFF-SITE IN A LEGAL DISPOSAL AREA
- 4) PROVIDE WARNING AND BARRIER FENCING TO PROTECT OCCUPANTS AND VISITORS FROM HARM AS REQUIRED BY WORK IN PROGRESS. JOB SITE SAFETY IS SOLELY THE RESPONSIBILITY OF THE CONTRACTOR
- 5) MAINTAIN ALL REQUIRED EMERGENCY EXITS THROUGHOUT DEMOLITION AND CONSTRUCTION. COORDINATE WITH THE OWNER AND THE LOCAL FIRE MARSHAL FOR OTHER SPECIFIC REQUIREMENTS IN AREAS OF DEMOLITION THAT EFFECT THE STRUCTURAL INTEGRITY OF THE BUILDING PROVIDE TEMPORARY SHORING AND BRACING TO PROTECT STRUCTURE UNTIL NEW STRUCTURAL SUPPORT IS INSTALLED. DESIGN OF THE TEMPORARY SHORING SHALL BE BY THE CONTRACTOR INCLUDING PROFESSION ENGINEERING SERVICES IF REQUIRED. THE ARCHITECT SHALL NOT REVIEW TEMPORARY SHORING DRAWINGS OR SUBMITTALS.
- 6) SHADED WALLS INDICATE EXISTING WALLS TO REMAIN.
- 7) ITEMS INDICATED TO BE SALVAGED SHALL BE CAREFULLY REMOVED, SECURELY STORED, AND REUSED IN NEW CONSTRUCTION. SALVAGED ITEMS SHALL BE CLEANED OR DIRT, DUST, AND GREASE. THE ITEM/EQUIPMENT SHALL BE EVALUATED TO ENSURE IT IS FUNCTIONING PROPERLY FOR ITS INTENDED FUNCTION. REVIEW ITEMS/EQUIPMENT REQUIRING REPAIR OR REPLACEMENT WITH THE OWNER PRIOR TO INSTALLATION.

Issued:	Date:
A Client Review	10/5/2021
B Forward to BKC	10/19/2021
C Permit Set	12/13/2021
D Bid Set	2/14/2022
E	
Revisions:	Date:
1 Plan Review Comments	2/11/2020
2	
3	
4	
5	
6	
7	
8	
9	



Seal	Seal
PROJECT ARCHITECT/ENGINEER	DATE
A. SPERANZA-KELLY	11/23/21
PROJECT LEAD	DATE
M. VERRASTRO	11/23/21
PROJECT DESIGNER	DATE
PROCTOR / WARREN	11/23/21

Copyright © 2021
 APD Engineering & Architecture, PLLC
 Drawing Alteration
 It is a violation of law for any person, unless acting under the direction of licensed Architect, Professional Engineer, Landscape Architect, or Land Surveyor to alter any item on this document in any way. Any licensee who alters this document is required by law to affix his or her seal and to add the notation "Altered By" followed by his or her signature and the specific description of the alteration or revision.

DO NOT SCALE PLANS
 Copying, Printing, Software and other processes required to produce these prints can stretch or shrink the actual paper or layout. Therefore, scaling of this drawing may be inaccurate. Contact APD E&A with any need for additional dimensions or clarifications.



Burger King Inc.
 Store # 14447
 One Levitt Parkway
 Willingboro, NJ 08046
 Burlington County
 Project Name & Location:

Demolition Floor Plan	
Drawing Name:	
Date: 10/5/21	Project No. 21-0362
Type: BK-50	
Drawn By: MGV	D-101
Scale: As Noted	Drawing No.

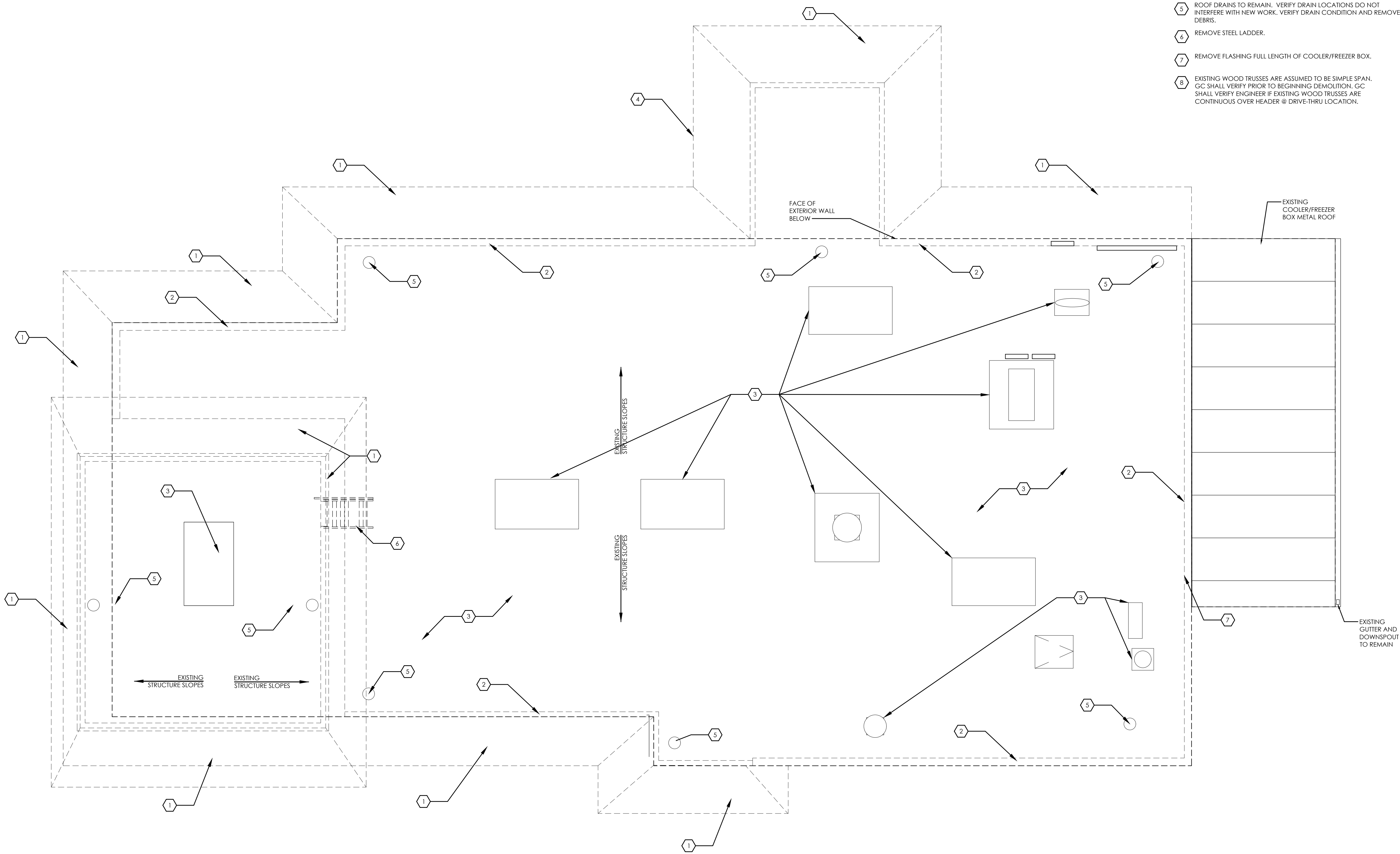
PLOTTED: 2/14/2022 1:35 PM

ROOF DEMOLITION KEYNOTES

- 1 REMOVE STANDING SEAM METAL ROOF AND MANSARD ROOF FRAMING IN ITS ENTIRETY. REFER TO DEMOLITION AND NEW EXTERIOR ELEVATIONS, AND WALL SECTIONS FOR MORE INFORMATION.
- 2 REMOVE ALL METAL PARAPET COPING AND PREP AREA TO RECEIVE NEW LED BAND.
- 3 REFER TO MEP DRAWINGS IN THIS SET FOR EXTENT OF EXISTING EQUIPMENT REMOVAL.
- 4 REMOVE DRIVE-THRU SOFFIT FRAMING AND PARAPET BACK TO EXTERIOR FACADE. REFER TO EXTERIOR ELEVATIONS AND WALL SECTIONS FOR MORE INFORMATION.
- 5 ROOF DRAINS TO REMAIN. VERIFY DRAIN LOCATIONS DO NOT INTERFERE WITH NEW WORK. VERIFY DRAIN CONDITION AND REMOVE DEBRIS.
- 6 REMOVE STEEL LADDER.
- 7 REMOVE FLASHING FULL LENGTH OF COOLER/FREEZER BOX.
- 8 EXISTING WOOD TRUSSES ARE ASSUMED TO BE SIMPLE SPAN. GC SHALL VERIFY PRIOR TO BEGINNING DEMOLITION. GC SHALL VERIFY ENGINEER IF EXISTING WOOD TRUSSES ARE CONTINUOUS OVER HEADER @ DRIVE-THRU LOCATION.

Issued:	Date:
A Client Review	10/5/2021
B Forward to BKC	10/19/2021
C Permit Set	12/13/2021
D Bid Set	2/14/2022
E	

Revisions:	Date:
1	
2	
3	
4	
5	
6	
7	
8	
9	



Seal	Seal
PROJECT ARCHITECT/ENGINEER	DATE
A. SPERANZA-KELLY	11/23/21
PROJECT LEAD	DATE
M. VERRASTRO	11/23/21
PROJECT DESIGNER	DATE
PROCTOR / WARREN	11/23/21

Copyright © 2021
 APD Engineering & Architecture, PLLC
 Drawing Alteration
 It is a violation of law for any person, unless acting under the direction of licensed Architect, Professional Engineer, Landscape Architect, or Land Surveyor to alter any item on this document in any way. Any licensee who alters this document is required by law to affix his or her seal and to add the notation "Altered By" followed by his or her signature and the specific description of the alteration or revision.

DO NOT SCALE PLANS
 Copying, Printing, Software and other processes required to produce these prints can stretch or shrink the actual paper or layout. Therefore, scaling of this drawing may be inaccurate. Contact APD E&A with any need for additional dimensions or clarifications.



Burger King Inc.
 Store # 14447
 One Levitt Parkway
 Willingboro, NJ 08046
 Burlington County
 Project Name & Location:

Demolition Roof Plan	
Drawing Name:	Project No.
Date: 10/5/21	21-0362
Type: BK-50	
Drawn By: NGS	D-102
Scale: As Noted	Drawing No.

1 Demolition Roof Plan
 SCALE: 1/4" = 1'-0"
 NORTH

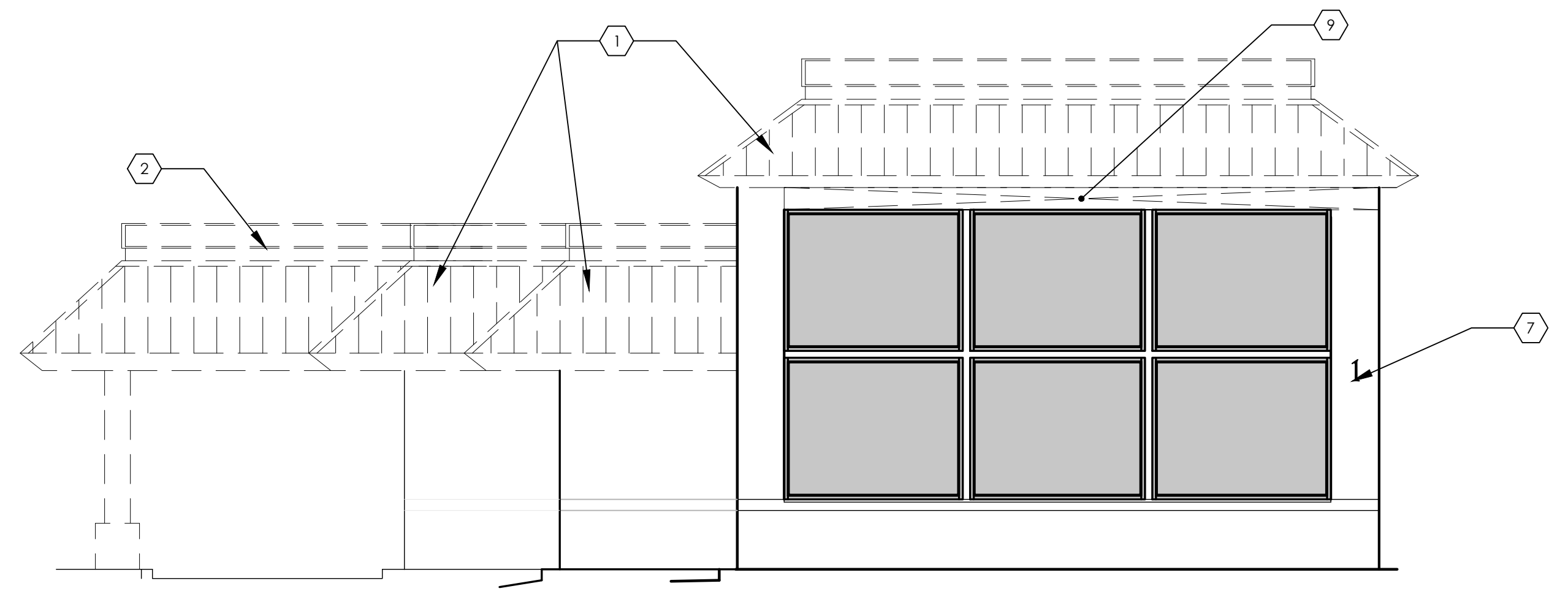
PLOTTED: 2/14/2022 1:35 PM

ELEVATION DEMOLITION NOTES

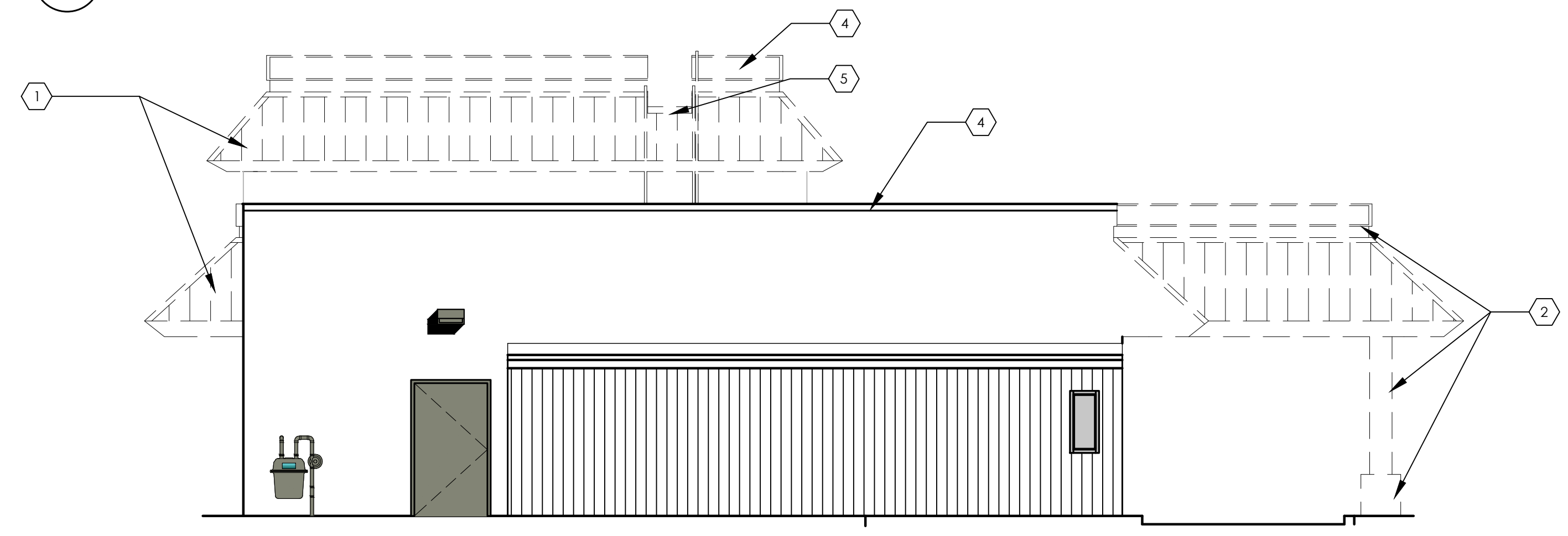
- ① REMOVE STANDING SEAM METAL ROOF AND MANSARD ROOF FRAMING IN ITS ENTIRETY. REFER TO DEMOLITION AND NEW EXTERIOR ELEVATIONS, AND WALL SECTIONS FOR MORE INFORMATION.
- ② REMOVE DRIVE-THRU SOFFIT FRAMING AND PARAPET BACK TO EXTERIOR FACADE. REFER TO DEMOLITION AND NEW EXTERIOR ELEVATIONS, AND WALL SECTIONS FOR MORE INFORMATION.
- ③ REMOVE EXTERIOR BUILDING SIGNAGE.
- ④ REMOVE ALL METAL PARAPET COPING AND LIGHT BANDS AND PREP AREA TO RECEIVE NEW METAL COPING OR LED BAND.
- ⑤ REMOVE METAL ROOF LADDER.
- ⑥ REMOVE PORTION OF RED WALL TILE AND PREP FOR NEW WALL FINISH.
- ⑦ SALVAGE ADDRESS SIGN FOR REUSE.
- ⑧ REMOVE STOREFRONT SYSTEM.
- ⑨ REMOVE SHEATHING FOR CANOPY WORK.

Issued:	Date:
A Client Review	10/5/2021
B Forward to BKC	10/19/2021
C Permit Set	12/13/2021
D Bid Set	2/14/2022
E	

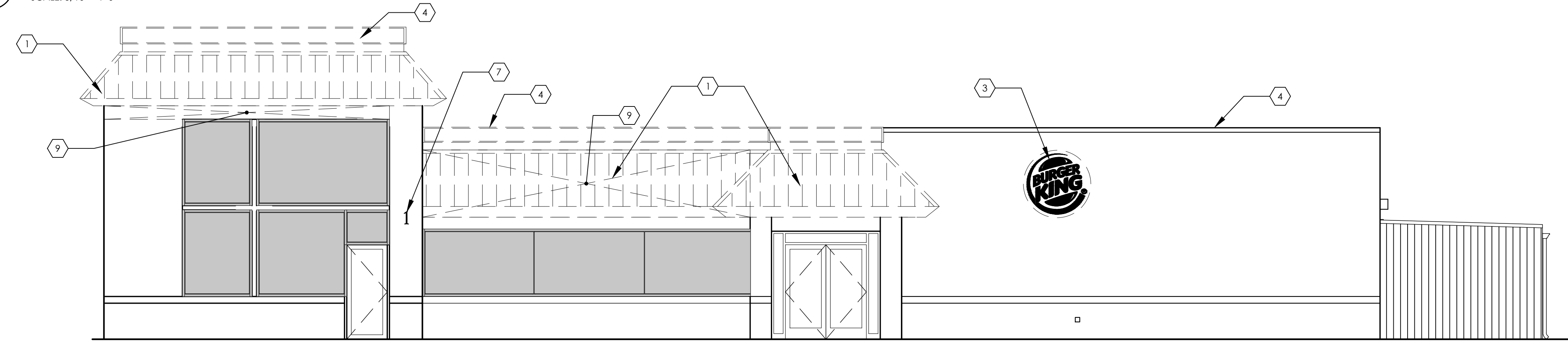
Revisions:	Date:
1	
2	
3	
4	
5	
6	
7	
8	
9	



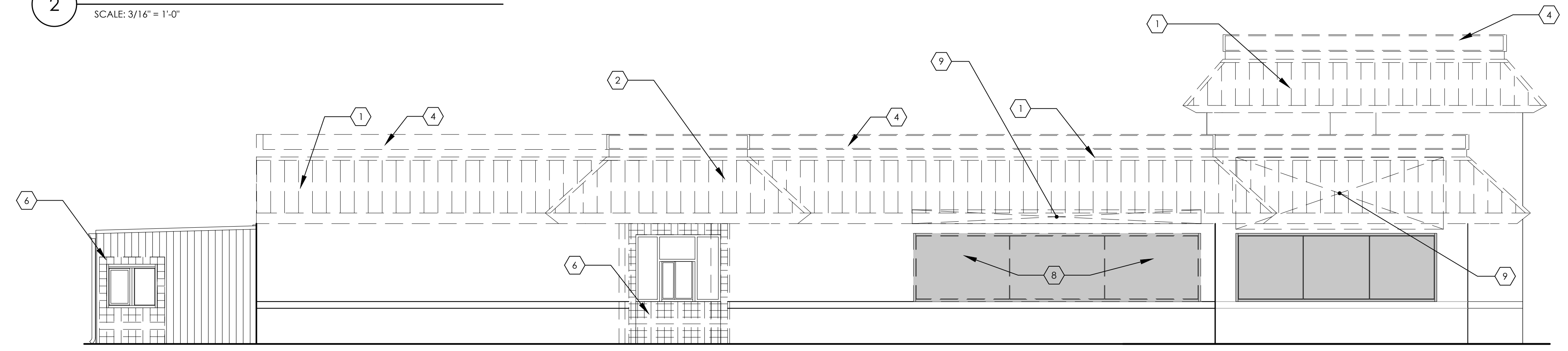
4 South Elevation - Demo
SCALE: 3/16" = 1'-0"



3 North Elevation - Demo
SCALE: 3/16" = 1'-0"



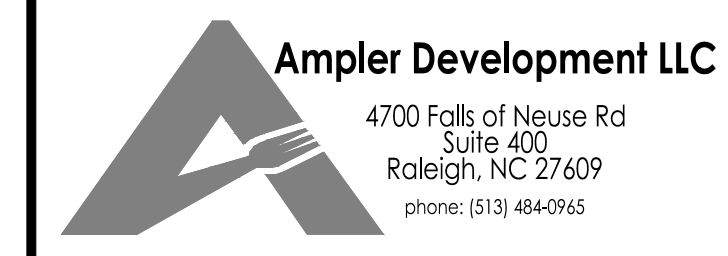
2 East Elevation - Demo
SCALE: 3/16" = 1'-0"



1 West Elevation - Demo
SCALE: 3/16" = 1'-0"

Seal	Seal	DATE
PROJECT ARCHITECT/ENGINEER		
A. SPERANZA-KELLY		11/23/21
PROJECT LEAD		
M. VERRASTRO		11/23/21
PROJECT DESIGNER		
PROCTOR / WARREN		11/23/21

Copyright © 2021
APD Engineering & Architecture, PLLC
Drawing Alteration
It is a violation of law for any person, unless acting under the direction of licensed Architect, Professional Engineer, Landscape Architect, or Land Surveyor to alter any item on this document in any way. Any licensee who alters this document is required by law to affix his or her seal and to add the notation "Altered By" followed by his or her signature and the specific description of the alteration or revision.
DO NOT SCALE PLANS
Copying, Printing, Software and other processes required to produce these prints can stretch or shrink the actual paper or layout. Therefore, scaling of this drawing may be inaccurate. Contact APD E&A with any need for additional dimensions or clarifications.



Burger King Inc.
Store # 14447
One Levitt Parkway
Willingboro, NJ 08046
Burlington County
Project Name & Location:

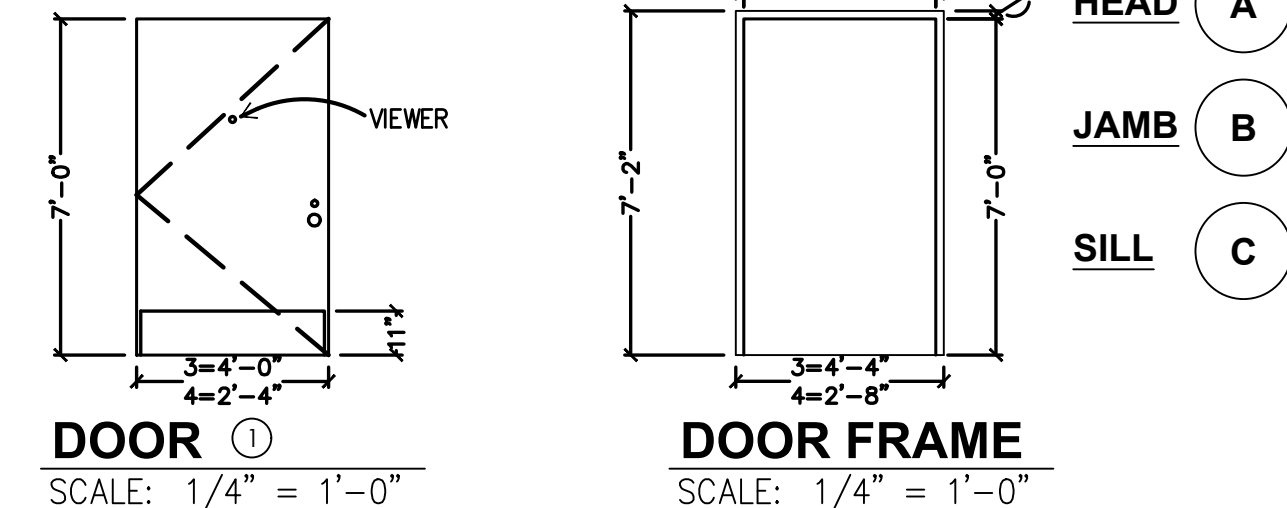
Demolition Exterior Elevation Drawing Name:		Project No. 21-0362
Date:	10/5/21	
Type:	BK-50	
Drawn By:	MGV	D-201
Scale:	As Noted	Drawing No.

DOOR SCHEDULE

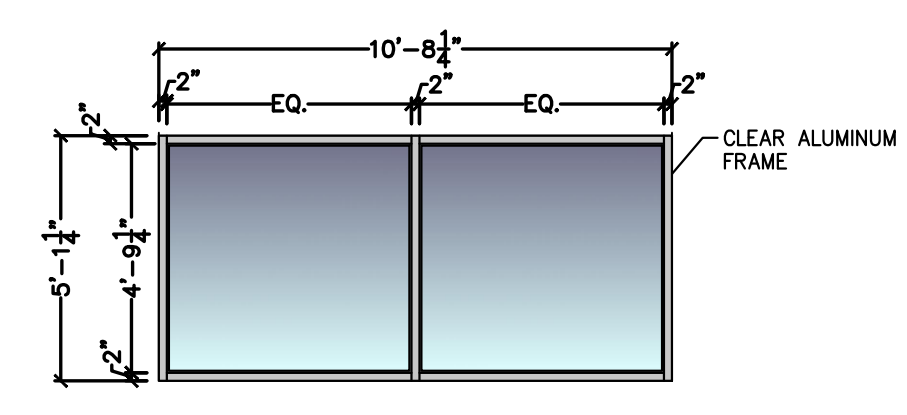
DOOR
 OPENING: 4'-0"x7'-0"x1 3/4" x MF
 MATERIAL: HOLLOW METAL
 FINISH: PAINT - REFER TO SHEET A-2

FRAME
 MATERIAL: HOLLOW METAL
 FINISH: PAINT - REFER TO SHEET A-2

HARDWARE
 DOOR TO RECEIVE:
 HINGES: 4 EACH HAGER: BB1168 4 1/2" x 4 1/2" x USP x NRP
 EXIT DEVICE: 1 EACH VON DUPRIN 22EO x 689 (DOOR #3)
 CLOSER: 1 EACH LCN 4116 EDA (DOOR #3) & LCN 4116 EDA (DOOR #4)
 VIEWER: 1 EACH ROCKWOOD 622 x 626
 KICKPLATES: 1 EACH HAGER 193S 10"x2" LDW 628 (INSTALL W/FLAT HEAD PHILLIPS HEAD SCREWS)
 THRESHOLD: 1 EACH NATIONAL GUARD 325 x 48" x AL
 DOOR SWEEP: 1 EACH NATIONAL GUARD 200NA x 48"
 WEATHERSTRIP: 1 SET NATIONAL GUARD 160SA 1048" x 2064"
 DOOR 4: MATCH LOCKSET/TRIM OF DOOR #4
 PROVIDE 8"x16" W LOUVER AT BOTTOM OF DOOR



WINDOW SCHEDULE



WINDOW AND GLAZING NOTES:
 1. BASIS OF DESIGN: YKK YES 45 Tu CENTER SET. FINISH TO MATCH EXISTING.
 2. GLAZING SHALL BE SAFETY GLAZING COMPLYING WITH CPSC 15 CFR PART 1201.
 3. INSULATED GLAZING SHALL CONSIST OF 1/4" NOMINAL INTERIOR AND EXTERIOR PANELS AND 1/2" AIRSPACE. LOW-E COATING ON SURFACE #2.

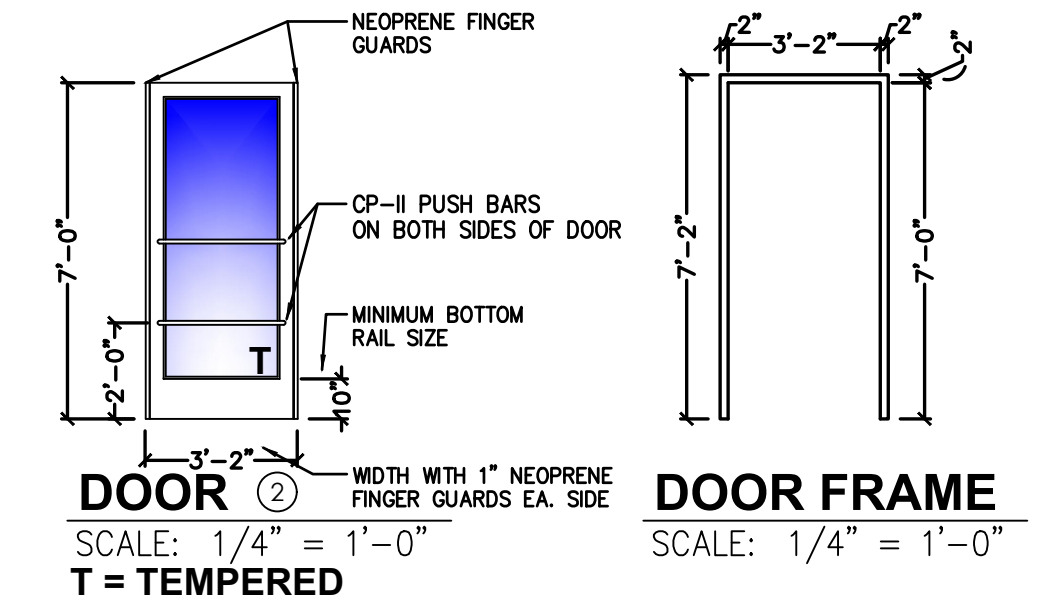
INTERIOR ENTRY INTO PLAYGROUND:

DOOR
 OPENING: 3'-2"x7'-0"x1 3/4" x AD x AF
 MATERIAL: ALUMINUM / GLASS
 FINISH: CLEAR

FRAME
 MATERIAL: ALUMINUM
 FINISH: CLEAR

REMARKS
 DUMMY CYLINDERS SHALL BE PROVIDED ON THE EXTERIOR OF ALL DOORS EXCEPT AT MAIN ENTRY.

HARDWARE
 HARDWARE SET TO BE PROVIDED BY STOREFRONT MFR.
 1 OVERHEAD CONCEALED CLOSER (KAWNEER HUSKEY II DUEL SWING)
 1 KAWNEER BOTTOM CENTER PIVOT
 2 CP-II PUSH BARS ON BOTH SIDES OF DOOR AS INDICATED
 2 KAWNEER 1" BLACK NEOPRENE FINGER GUARDS MOUNTED ON BOTH STILES.
 1 ADAMS RITE 1852A DEADBOLT LOCK

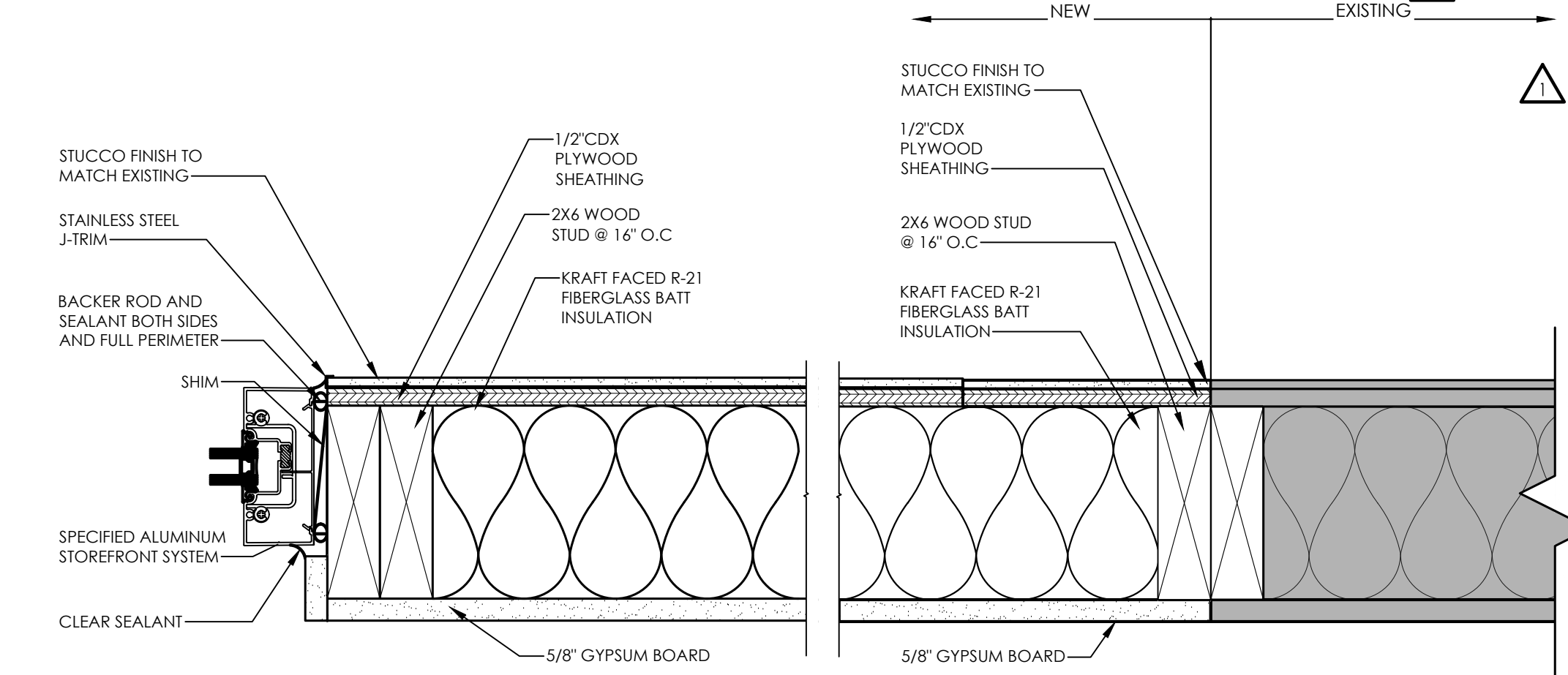


STOREFRONT JAMB DETAIL

SCALE: 3" = 1'-0"

WINDOW INFILL DETAIL

SCALE: 3" = 1'-0"



LEGEND

EXISTING TO REMAIN
EXISTING FLOOR DRAIN
NEW CONSTRUCTION
NEW STORE FRONT
NEW DOOR TAG

FLOOR PLAN KEYNOTES

- FOR INTERIOR WORK SEE DECOR DRAWINGS.
- ARCHON NICHHA TOWER.
- INSTALL WHITE TEXTURED FRP OVER ALL EXISTING WALL TILE AND AT AREAS OF REMOVED FRP IN KITCHEN.
- INSTALL STAINLESS STEEL CORNER GUARDS.
- INSULATED HOLLOW METAL DOOR AND FRAME TO MATCH EXISTING SIZE, PAINT.
- INSTALL ALUMINUM BI-SWING DOOR WITH HARDWARE TO MATCH EXISTING. BOTTOM RAIL SHALL BE 10" HIGH AND GLAZING SHALL BE SAFETY GLAZING.

Issued:	Date:
A Client Review	10/5/2021
B Forward to BKC	10/19/2021
C Permit Set	12/13/2021
D Bid Set	2/14/2022
E	

Revisions:	Date:
1 Plan Review Comments	2/11/2020
2	
3	
4	
5	
6	
7	
8	
9	

Seal	Seal
PROJECT ARCHITECT/ENGINEER	DATE
A. SPERANZA-KELLY	11/23/21
PROJECT LEAD	DATE
M. VERRASTRO	11/23/21
PROJECT DESIGNER	DATE
PROCTOR / WARREN	11/23/21

Copyright © 2021
 APD Engineering & Architecture, PLLC
 Drawing Alteration
 It is a violation of law for any person, unless acting under the direction of a licensed Architect, Professional Engineer, Landscape Architect, or Land Surveyor to alter any item on this document in any way. Any licensee who alters this document is required by law to affix his or her seal and to add the notation "Altered By" followed by his or her signature and the specific description of the alteration or revision.
 DO NOT SCALE PLANS
 Copying, Printing, Software and other processes required to produce these prints can stretch or shrink the actual paper or layout. Therefore, scaling of this drawing may be inaccurate. Contact APD E&A with any need for additional dimensions or clarifications.



Burger King Inc.
 Store # 14447
 One Levitt Parkway
 Willingboro, NJ 08046
 Burlington County
 Project Name & Location:

Floor Plan	
Drawing Name:	Project No.
Date: 10/5/21	21-0362
Type: BK-50	A-101
Drawn By: MGV	Drawing No.
Scale: As Noted	



NOTE:
 REFER TO INTERIOR DECOR DRAWINGS FOR ALL PROPOSED INTERIOR WORK.

REFLECTED CEILING PLAN KEYNOTES

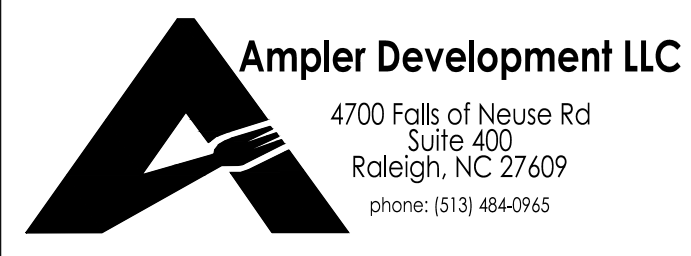
- 1 FOR INTERIOR WORK SEE DECOR DRAWINGS.
 - 2 ARMSTRONG "KITCHENZONE" (WHITE) PRELUDE 15/16" EXPOSED TEE GRID (WHITE)
 - 3 KEWL 52" CEILING FAN BY MINKA-AIRE (ITEM # 376242) IN RED (LAMPS.COM) MATCH EXISTING DOWNROD LENGTH. NO LIGHT KIT.
- LEGEND**
- DECOR CEILING HATCH
 - DECOR TRELLIS CEILING HATCH

Issued:	Date:
A Client Review	10/5/2021
B Forward to BKC	10/19/2021
C Permit Set	12/13/2021
D Bid Set	2/14/2022
E	

Revisions:	Date:
1 Plan Review Comments	2/11/2020
2	
3	
4	
5	
6	
7	
8	
9	

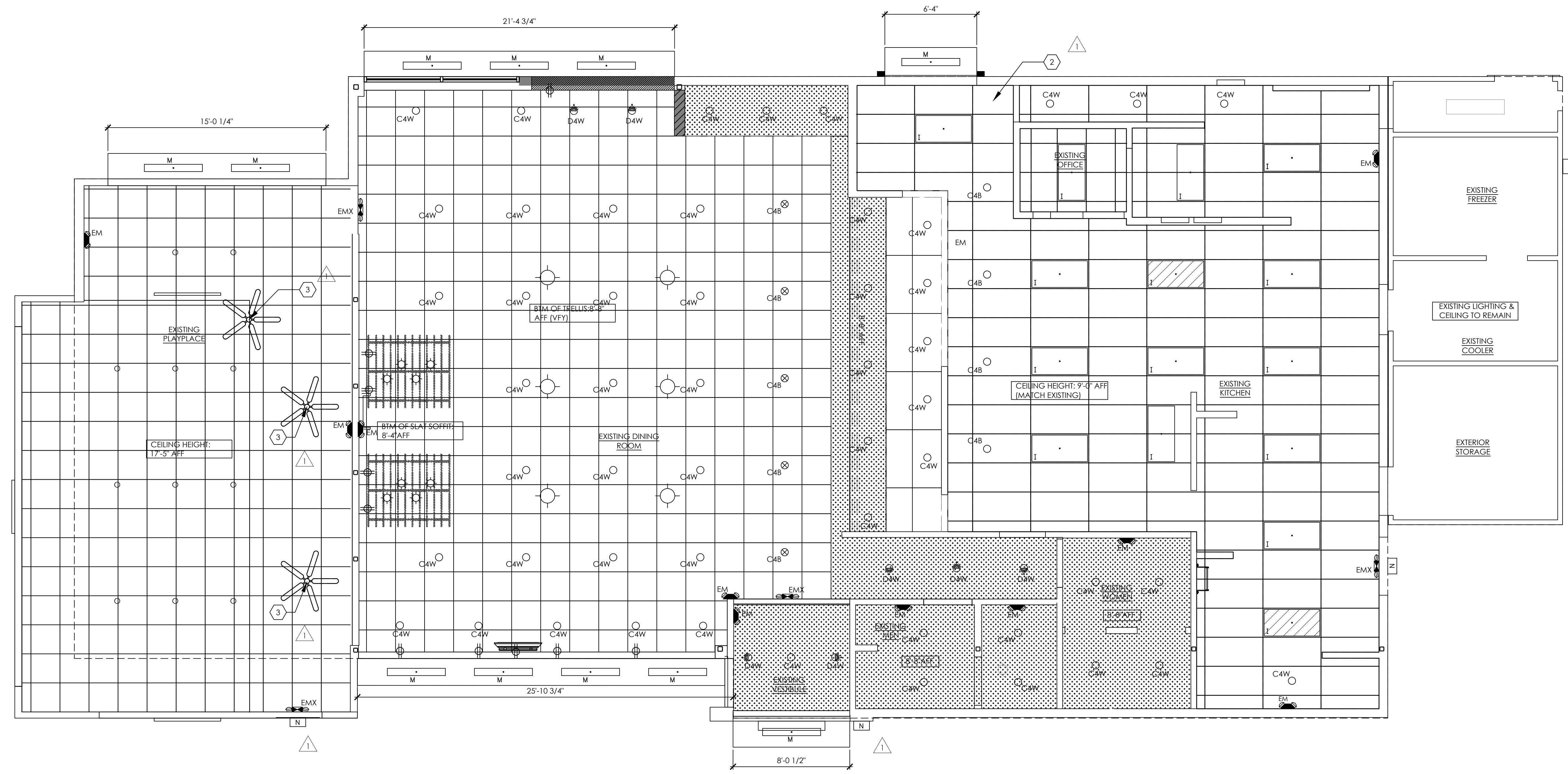
Seal PROJECT ARCHITECT/ENGINEER DATE 11/23/21
 A. SPERANZA-KELLY PROJECT LEAD DATE
 M. VERRASTRO PROJECT DESIGNER DATE
 PROCTOR / WARREN 11/23/21

Copyright © 2021 APD Engineering & Architecture, PLLC
 Drawing Alteration
 It is a violation of law for any person, unless acting under the direction of a licensed Architect, Professional Engineer, Landscape Architect, or Land Surveyor to alter any item on this document in any way. Any licensee who alters this document is required by law to affix his or her seal and to add the notation "Altered By:" followed by his or her signature and the specific description of the alteration or revision.
 [DO NOT SCALE PLANS]
 Copying, Printing, Software and other processes required to produce these prints can stretch or shrink the actual paper or layout. Therefore, scaling of this drawing may be inaccurate. Contact APD E&A with any need for additional dimensions or clarifications.



Burger King Inc.
 Store # 14447
 One Levitt Parkway
 Willingboro, NJ 08046
 Burlington County
 Project Name & Location:

Reflected Ceiling Plan
 Drawing Name: Project No. 21-0362
 Date: 10/5/21
 Type: BK-50
 Drawn By: NGS A-102
 Scale: As Noted Drawing No.



1 Reflected Ceiling Plan
 SCALE: 1/4" = 1'-0"
 NORTH

NOTE:
 REFER TO INTERIOR DECOR DRAWINGS FOR ALL PROPOSED INTERIOR WORK.

PLOTTED: 2/14/2022 1:34 PM

GENERAL ROOF NOTES:

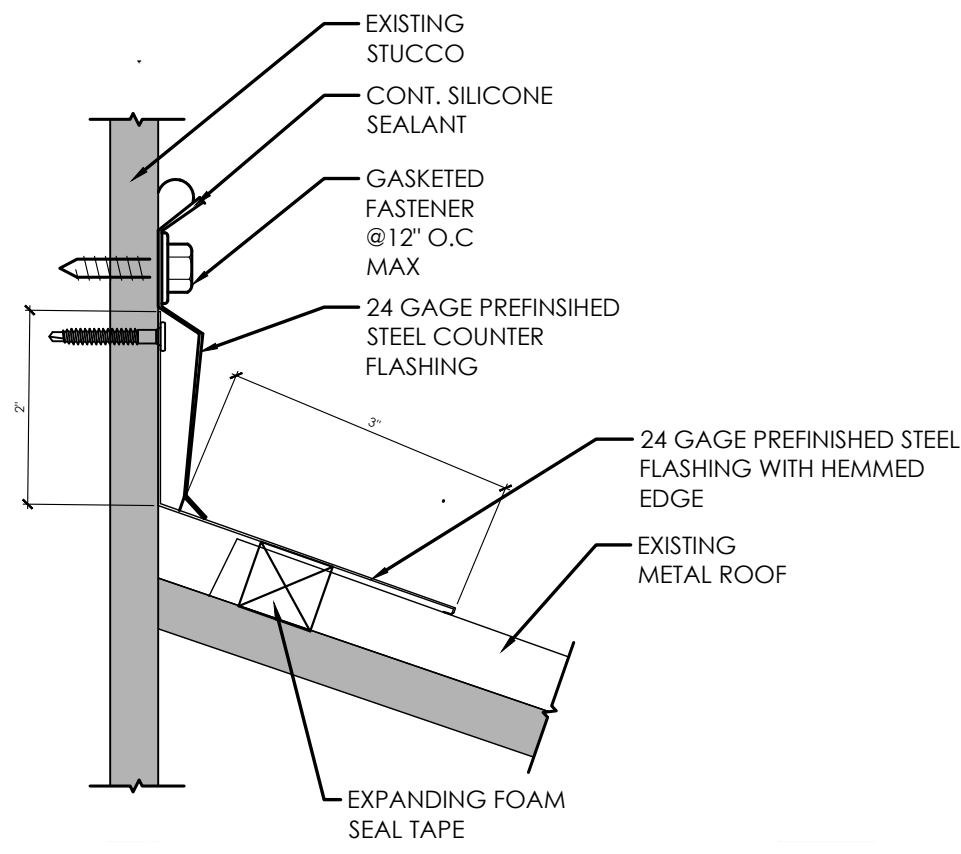
1. PAINT ALL EXPOSED PIPING ON ROOF SAFETY YELLOW.

ROOF PLAN KEYNOTES

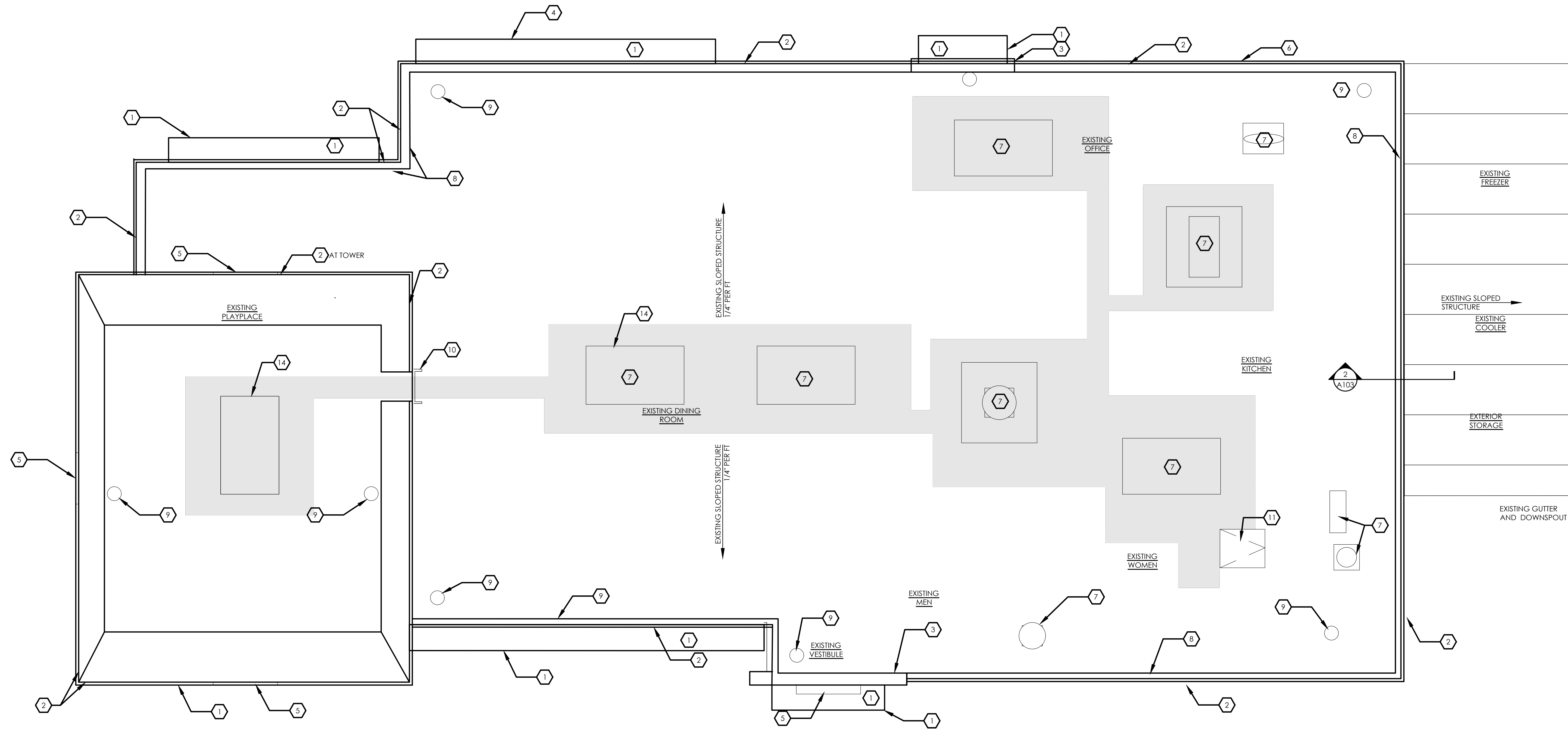
- 1 BUILDING MOUNTED CANOPY W/ TIE BACK SUPPORTS. SEE BUILDING SECTIONS FOR MORE INFORMATION.
- 2 LED BAND PARAPET @ 17'-1" A.F.F..
- 3 ARCHON NICHHA TOWER @ 18'-9" A.F.F..
- 4 NEW BUILDING MOUNTED CANOPY @ MAIN ENTRANCE W/ "FLAME GRILLING SINCE 1954" SIGNAGE.
- 5 BUILDING MOUNTED LOGO SIGNAGE.
- 6 BUILDING MOUNTED LED "RACING STRIPE".
- 7 EXISTING ROOFTOP EQUIPMENT TO REMAIN.
- 8 METAL PARAPET COPING.
- 9 EXISTING ROOF DRAIN.
- 10 OSHA COMPLIANT ALUMINUM LADDER SIMILAR TO MODEL 501 BY O'KEEFE'S INC. PROVIDE SHOP DRAWINGS FOR REVIEW PRIOR TO FABRICATION.
- 11 EXISTING ROOF HATCH.
- 12 EXISTING STANDING SEAM COOLER BOX ROOF.
- 13 ROOF MEMBRANE WALKWAY PAD. CONFIRM FINAL PLACEMENT AND LAYOUT WITH OWNER.
- 14 WEIGHT OF NEW RTU SHALL NOT EXCEED WEIGHT OF EXISTING RTU, GC TO VERIFY. GC SHALL NOTIFY ENGINEER IF WEIGHT OF NEW RTU EXCEEDS WEIGHT OF EXISTING RTU.

LEGEND

- WALKWAY PAD
- NEW CONSTRUCTION



2 FLASHING DETAIL
SCALE: 3" = 1'-0"



1 Roof Plan
SCALE: 1/4" = 1'-0"



Issued:	Date:
A Client Review	10/5/2021
B Forward to BKC	10/19/2021
C Permit Set	12/13/2021
D Bid Set	2/14/2022
E	

Revisions:	Date:
1 Plan Review Comments	2/11/2020
2	
3	
4	
5	
6	
7	
8	
9	

Seal	Seal
PROJECT ARCHITECT/ENGINEER	DATE
A. SPERANZA-KELLY	11/23/21
PROJECT LEAD	DATE
M. VERRASTRO	11/23/21
PROJECT DESIGNER	DATE
PROCTOR / WARREN	11/23/21

Copyright © 2021
APD Engineering & Architecture, PLLC
Drawing Alteration
It is a violation of law for any person, unless acting under the direction of licensed Architect, Professional Engineer, Landscape Architect, or Land Surveyor to alter any item on this document in any way. Any licensee who alters this document is required by law to affix his or her seal and to add the notation "Altered By" followed by his or her signature and the specific description of the alteration or revision.

DO NOT SCALE PLANS
Copying, Printing, Software and other processes required to produce these prints can stretch or shrink the actual paper or layout. Therefore, scaling of this drawing may be inaccurate. Contact APD E&A with any need for additional dimensions or clarifications.



Burger King Inc.
Store # 14447
One Levitt Parkway
Willingboro, NJ 08046
Burlington County
Project Name & Location:

Roof Plan	
Drawing Name:	Project No.
Date: 10/5/21	21-0362
Type: BK-50	
Drawn By: NGS	A-103
Scale: As Noted	Drawing No.

EXTERIOR ELEVATION NOTES:

- ALL ELEVATIONS ARE REFERENCED FROM TOP OF EXISTING FINISHED FLOOR (0'-0").
- ALL ITEMS, DIMENSIONS, AND ELEVATIONS INDICATED AS 'EXISTING' SHALL BE CONSIDERED +/- AND SHOULD BE VERIFIED IN FIELD PRIOR TO STARTING WORK.
- APPLY WINDOW TINT TO GLAZING IN PLAY PLACE SIMILAR TO SUNSCAPE PURELITE BY MADICO. PROVIDE SAMPLES FOR EVALUATION BY OWNER.
- PATCH AREAS OF SHEATHING REMOVAL AT CANOPIES WITH SHEATHING TO MATCH EXISTING. APPLY WALL FINISH TO MATCH ADJACENT.

Issued: _____ Date: _____


A	Client Review	10/5/2021
B	Forward to BKC	10/19/2021
C	Permit Set	12/13/2021
D	Bid Set	2/14/2022
E		

Revisions:		Date:
1		
2		
3		
4		
5		
6		
7		
8		
9		

Seal _____ Seal _____
 PROJECT ARCHITECT/ENGINEER DATE
 A. SPERANZA-KELLY 11/23/21
 PROJECT LEAD DATE
 M. VERRASTRO 11/23/21
 PROJECT DESIGNER DATE
 PROCTOR / WARREN 11/23/21

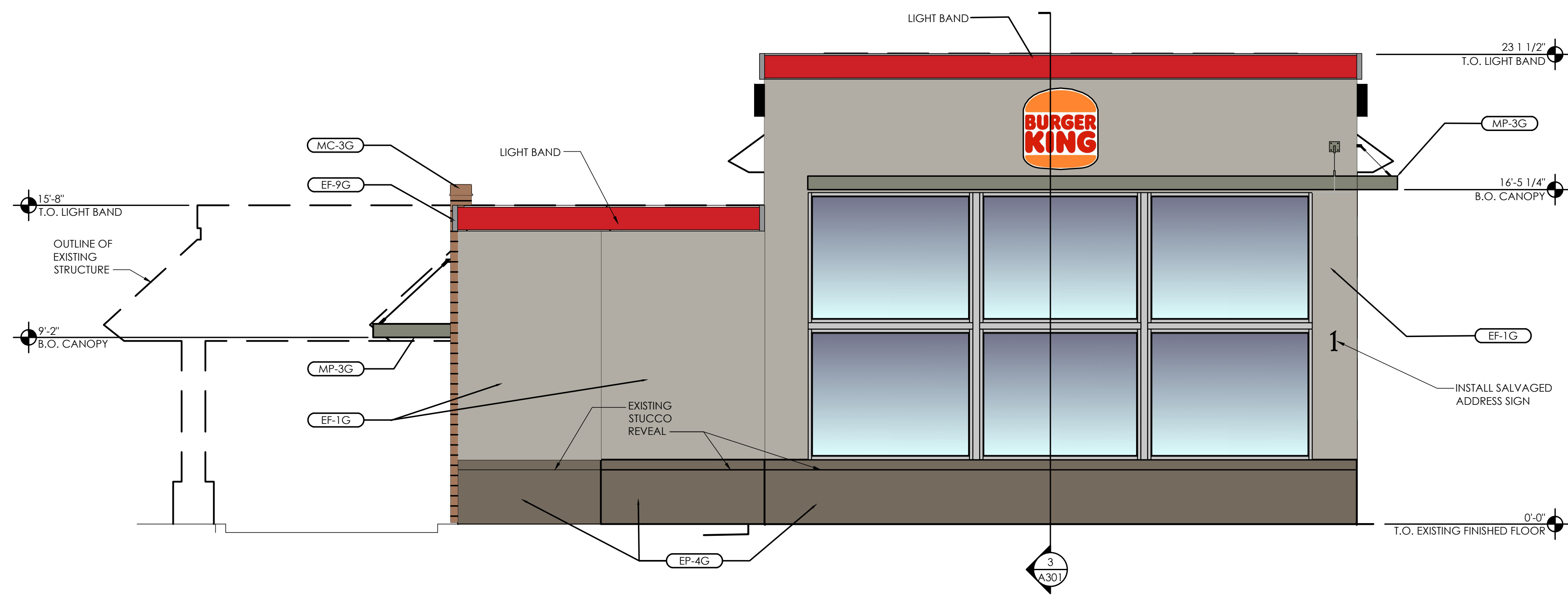
Copyright © 2021
 APD Engineering & Architecture, PLLC
 Drawing Alteration
 It is a violation of law for any person, unless acting under the direction of a licensed Architect, Professional Engineer, Landscape Architect, or Land Surveyor to alter any item on this document in any way. Any licensee who alters this document is required by law to affix his or her seal and to add the notation "Altered By" followed by his or her signature and the specific description of the alteration or revision.

DO NOT SCALE PLANS
 Copying, Printing, Software and other processes required to produce these prints can stretch or shrink the actual paper or layout. Therefore, scaling of this drawing may be inaccurate. Contact APD E&A with any need for additional dimensions or clarifications.

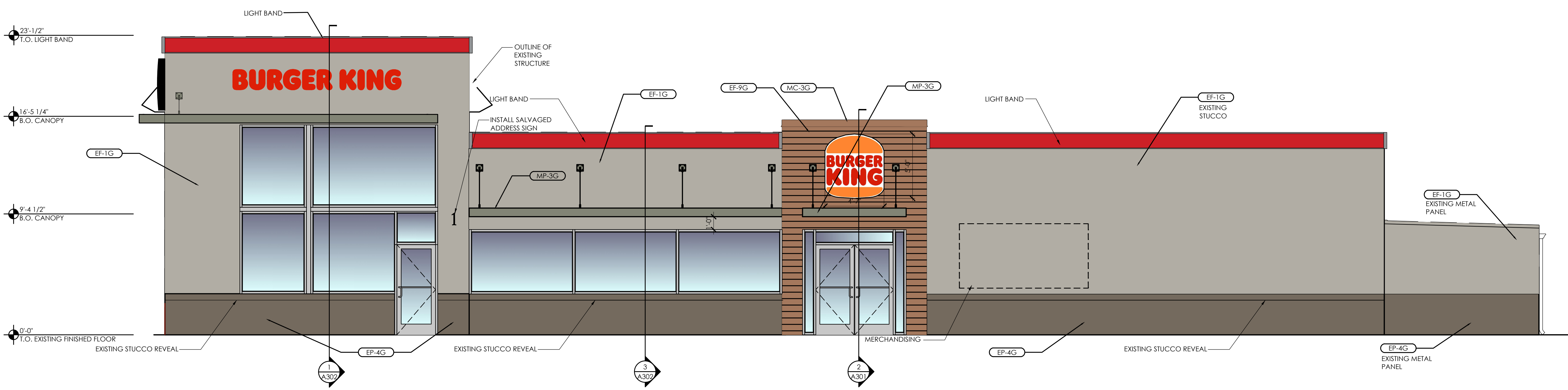


Burger King Inc.
 Store # 14447
 One Levitt Parkway
 Willingboro, NJ 08046
 Burlington County
 Project Name & Location:

Drawing Name: Exterior Elevations	
Date: 10/5/21	Project No. 21-0362
Type: BK-50	
Drawn By: MGV	A-201
Scale: As Noted	Drawing No.



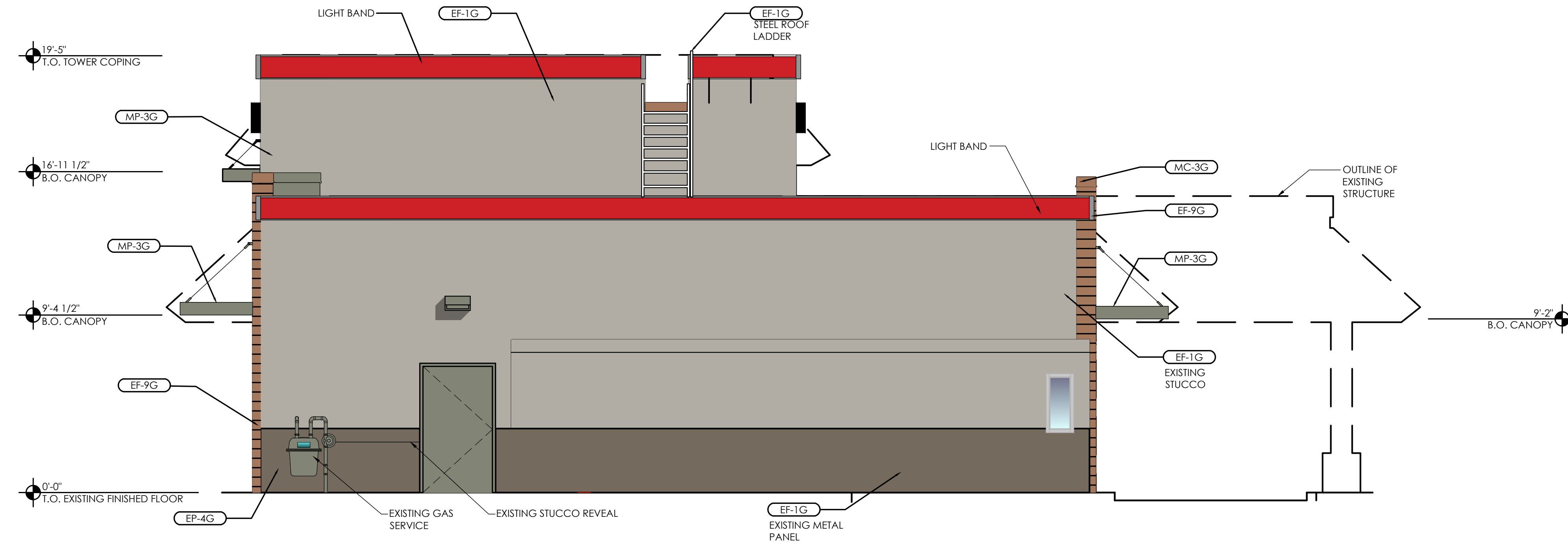
2 Northwest (Front) Elevation
 SCALE: 1/4" = 1'-0"



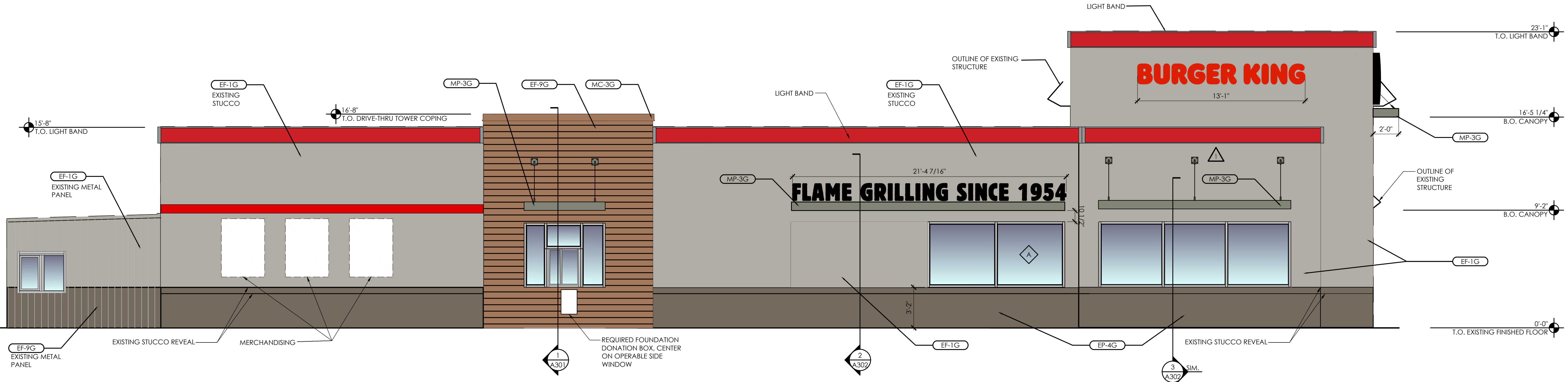
1 Southwest (Entrance) Elevation
 SCALE: 1/4" = 1'-0"

<p>EXTERIOR METAL</p> <p>(MC-1G) METAL COPING LOCATION: TOP OF LIGHT BAND WALL CAP MANUFACTURER: W.P. HICKMAN SYSTEMS PRODUCT: PERMA SNAP PLUS COLOR: A-30 'SILVERSMITH' CONTACT: W.P. HICKMAN 828-676-1700 WWW.WPH.COM</p> <p>(MC-2G) METAL COPING LOCATION: BELOW LIGHT BAND MANUFACTURER: W.P. HICKMAN SYSTEMS PRODUCT: PERMA SNAP PLUS COLOR: FACTORY FINISH TO MATCH EP-2G PPG TANNERS TAUPE' CONTACT: W.P. HICKMAN 828-676-1700 WWW.WPH.COM</p> <p>(MC-3G) METAL COPING LOCATION: TOP OF ARCHON MANUFACTURER: W.P. HICKMAN SYSTEMS PRODUCT: PERMA SNAP PLUS COLOR: PAINT TO MATCH EP-8G PPG 'CEDAR' CONTACT: W.P. HICKMAN 828-676-1700 WWW.WPH.COM</p> <p>(MP-3G) METAL CANOPY LOCATION: ABOVE DOORS AND WINDOWS MANUFACTURER: SEE APPROVED CANOPY SUPPLIERS PRODUCT: CUSTOM METAL CANOPY COLOR: CLEAR ANODIZED</p>	<p>EXTERIOR PAINT AND VINYL</p> <p>(EP-2G) EXTERIOR PAINT LOCATION: AS NOTED MANUFACTURER: PPG PRIMER: 17-921 PAINT: 6-2045X1 COLOR: 'DESERT DUNE' 1023-4 CONTACT: KEVIN LASTACY AT PPG 616-335-3259, KLASTACY@PPG.COM</p> <p>(EP-4G) EXTERIOR PAINT LOCATION: EXTERIOR WAINSCOT AND SILL MANUFACTURER: SHERWIN WILLIAMS PRIMER: LOXON CONCRETE AND MASONRY A24W300 PAINT: SUPERPAINT EXT SATIN A89 SERIES FINISH: SATIN COLOR: 'HOMESTEAD BROWN' SW7515 CONTACT: GLENN REMLER 954-547-1217, GLENN.J.REMLER@SHERWIN.COM</p> <p>(EP-8G) EXTERIOR PAINT LOCATION: METAL COPING AT ARCHON MANUFACTURER: SHERWIN WILLIAMS PRIMER: PRO INDUSTRIAL PRO-CRYL PRIMER B66-31017-921 PAINT: PRO INDUSTRIAL HIGH PERFORMANCE ACRYLIC B66-650 FINISH: SEMI GLOSS COLOR: 'CEDAR' CUSTOM FORMULAR CONTACT: GLENN REMLER 954-547-1217, GLENN.J.REMLER@SHERWIN.COM</p>	<p>EXTERIOR FINISH</p> <p>(EF-1G) MATERIAL: STUCCO LOCATION: AS INDICATED MANUFACTURER: STO OR APPROVED EQUAL PRODUCT: STO POWERWALL STUCCO FINISH TEXTURE: MATCH EXISTING COLOR: MATCH EP-2G PPG 'DESERT DUNE' CONTACT: TIM SALERNO AT STO 407-466-5371</p> <p>(EF-9G) MATERIAL: EXTERIOR FINISH FIBER CEMENT LOCATION: EXTERIOR SIGN ARCHONS MANUFACTURER: NICHIIHA PRODUCT: VINTAGE WOOD EF762 COLOR: CEDAR EPC762F DIMENSIONS: 18" X 10" (AWP 3030) CONTACT: ANDREW BRIGGS, ABRIGGS@NICHIIHA.COM, 678-654-7002</p>
---	--	---

NOTE: ALL FINISHES AS PER GARDEN GRILL FINISH SCHEDULE. REFER TO EXTERIOR FINISH SCHEDULE AT DESIGNWITHBK.COM.



2 Southeast (Rear) Elevation
SCALE: 1/4" = 1'-0"



1 Northeast (Drive-Thru) Elevation
SCALE: 1/4" = 1'-0"

- EXTERIOR ELEVATION NOTES:**
- ALL ELEVATIONS ARE REFERENCED FROM TOP OF EXISTING FINISHED FLOOR (0'-0").
 - ALL ITEMS, DIMENSIONS, AND ELEVATIONS INDICATED AS 'EXISTING' SHALL BE CONSIDERED +/- AND SHOULD BE VERIFIED IN FIELD PRIOR TO STARTING WORK.
 - APPLY WINDOW TINT TO GLAZING IN PLAY PLACE SIMILAR TO SUNSCAPE PURELITE BY MADICO. PROVIDE SAMPLES FOR EVALUATION BY OWNER.
 - PATCH AREAS OF SHEATHING REMOVAL AT CANOPIES WITH SHEATHING TO MATCH EXISTING. APPLY WALL FINISH TO MATCH ADJACENT.

Issued:	Date:
A Client Review	10/5/2021
B Forward to BKC	10/19/2021
C Permit Set	12/13/2021
D Bid Set	2/14/2022
E	

Revisions:	Date:
1	
2	
3	
4	
5	
6	
7	
8	
9	

Seal	Seal	DATE
PROJECT ARCHITECT/ENGINEER		
A. SPERANZA-KELLY		11/23/21
PROJECT LEAD		
M. VERRASTRO		11/23/21
PROJECT DESIGNER		
PROCTOR / WARREN		11/23/21

Copyright © 2021
APD Engineering & Architecture, PLLC
Drawing Alteration
It is a violation of law for any person, unless acting under the direction of a licensed Architect, Professional Engineer, Landscape Architect, or Land Surveyor to alter any item on this document in any way. Any licensee who alters this document is required by law to affix his or her seal and to add the notation "Altered By" followed by his or her signature and the specific description of the alteration or revision.

DO NOT SCALE PLANS
Copying, Printing, Software and other processes required to produce these prints can stretch or shrink the actual paper or layout. Therefore, scaling of this drawing may be inaccurate. Contact APD E&A with any need for additional dimensions or clarifications.

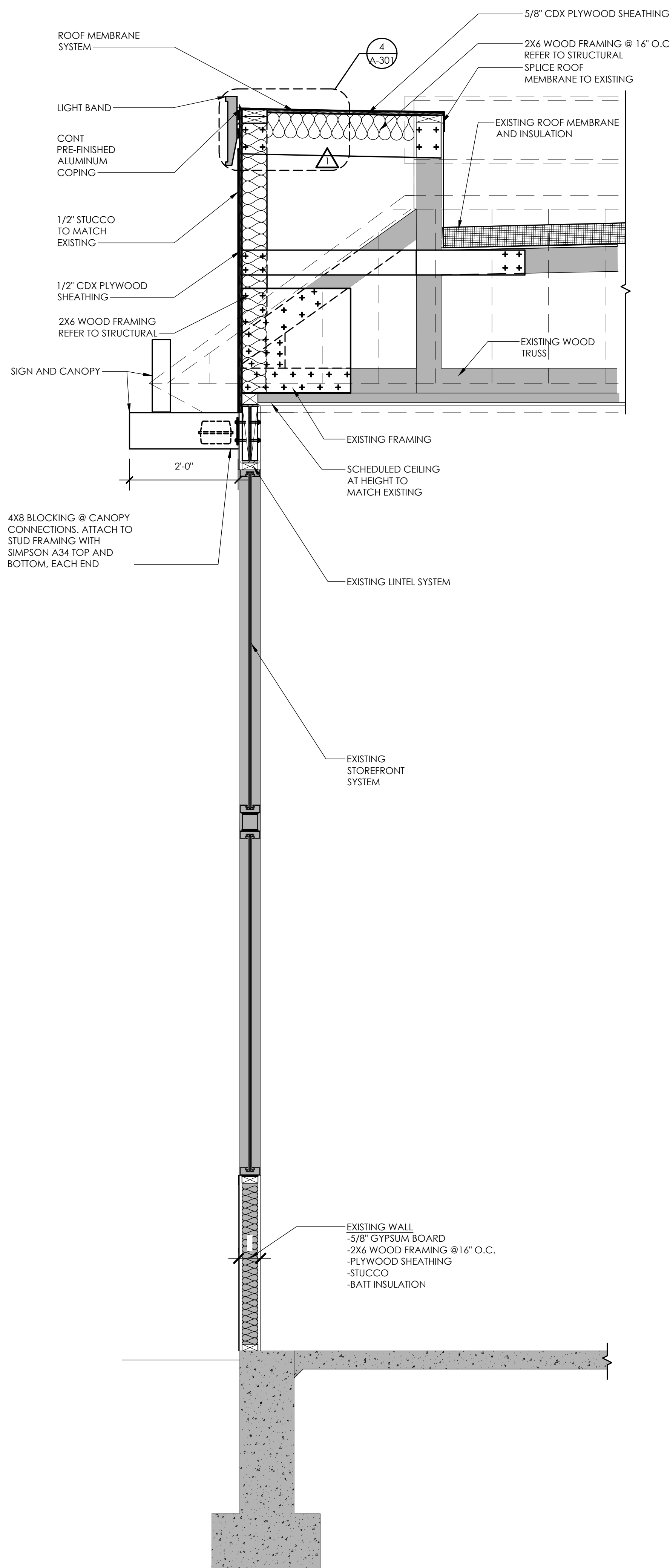


Burger King Inc.
Store # 14447
One Levitt Parkway
Willingboro, NJ 08046
Burlington County
Project Name & Location:

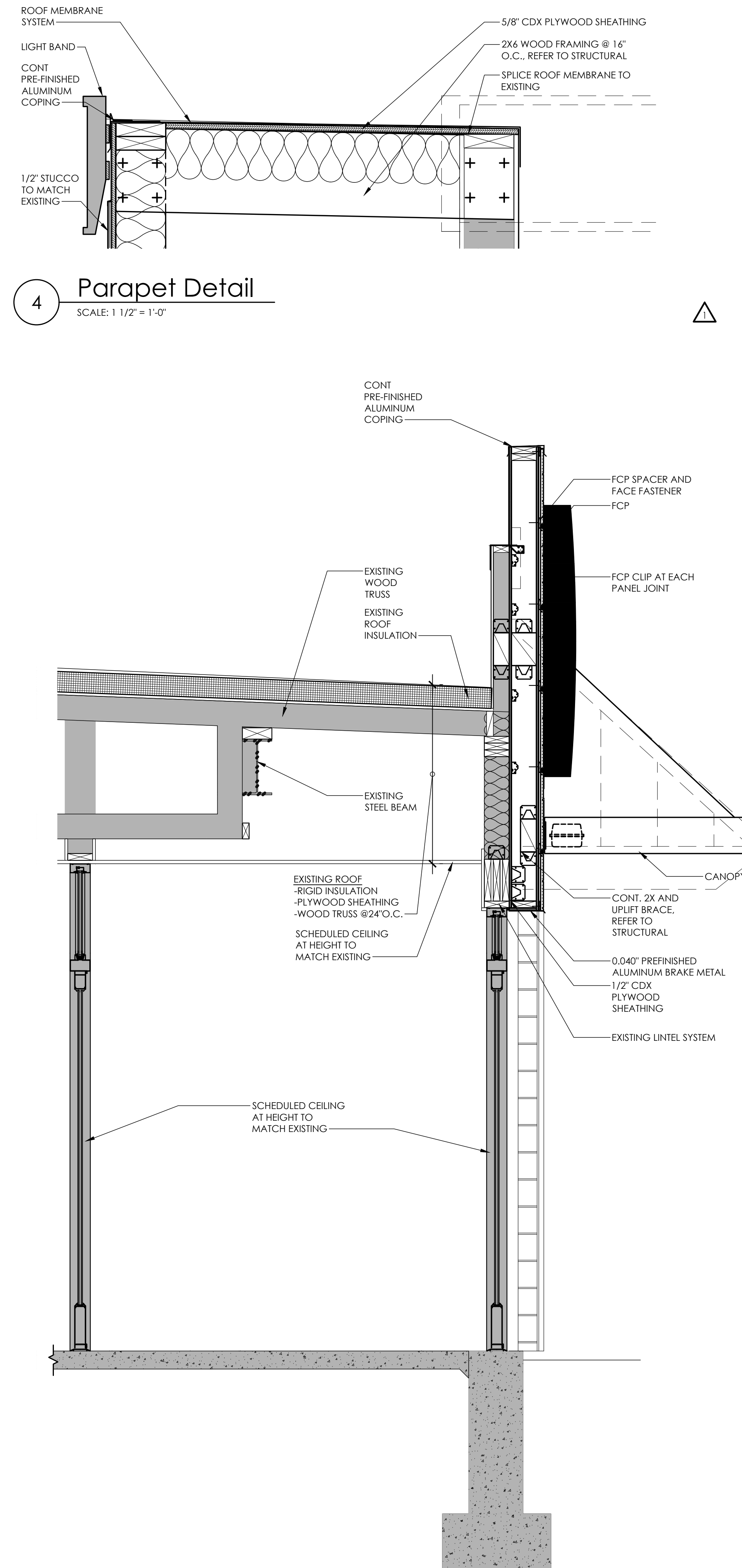
Drawing Name:	
Date:	10/5/21
Type:	BK-50
Drawn By:	MGV
Scale:	As Noted
Project No.	21-0362
	A-202
Drawing No.	

EXTERIOR METAL	EXTERIOR PAINT AND VINYL	EXTERIOR FINISH
<p>(MC-1G) METAL COPING LOCATION: TOP OF LIGHT BAND WALL CAP MANUFACTURER: W.P. HICKMAN SYSTEMS PRODUCT: PERMA SNAP PLUS COLOR: A-30 'SILVERSMITH' CONTACT: W.P. HICKMAN 828-676-1700 WWW.WPH.COM</p> <p>(MC-2G) METAL COPING LOCATION: BELOW LIGHT BAND MANUFACTURER: W.P. HICKMAN SYSTEMS PRODUCT: PERMA SNAP PLUS COLOR: FACTORY FINISH TO MATCH EP-2G PPG TANNERS TAUPE CONTACT: W.P. HICKMAN 828-676-1700 WWW.WPH.COM</p>	<p>(EP-2G) EXTERIOR PAINT LOCATION: AS NOTED MANUFACTURER: PPG PRIMER: 17-921 PAINT: 6-2045X1 COLOR: 'DESERT DUNE' 1023-4 CONTACT: KEVIN LASTACY AT PPG 616-335-3259, KLASTACY@PPG.COM</p> <p>(EP-4G) EXTERIOR PAINT LOCATION: EXTERIOR WAINSCOT AND SILL MANUFACTURER: SHERWIN WILLIAMS PRIMER: LOXON CONCRETE AND MASONRY A24W300 PAINT: SUPERPAINT EXT SATIN A89 SERIES FINISH: SATIN COLOR: 'HOMESTEAD BROWN' SW7515 CONTACT: GLENN REMLER 954-547-1217, GLENN.J.REMLER@SHERWIN.COM</p>	<p>(EF-1G) MATERIAL: STUCCO LOCATION: AS INDICATED MANUFACTURER: STO OR APPROVED EQUAL PRODUCT: STO POWERWALL STUCCO FINISH TEXTURE: MATCH EXISTING COLOR: MATCH EP-2G PPG 'DESERT DUNE' CONTACT: TIM SALERNO AT STO 407-466-5371</p> <p>(EF-9G) MATERIAL: EXTERIOR FINISH FIBER CEMENT LOCATION: EXTERIOR SIGN ARCHONS MANUFACTURER: NICHIIA PRODUCT: VINTAGE WOOD EF762 COLOR: CEDAR EPC762F DIMENSIONS: 18" X 10" (AWP 3030) CONTACT: ANDREW BRIGGS, ABRIGGS@NICHIIA.COM, 678-654-7002</p>

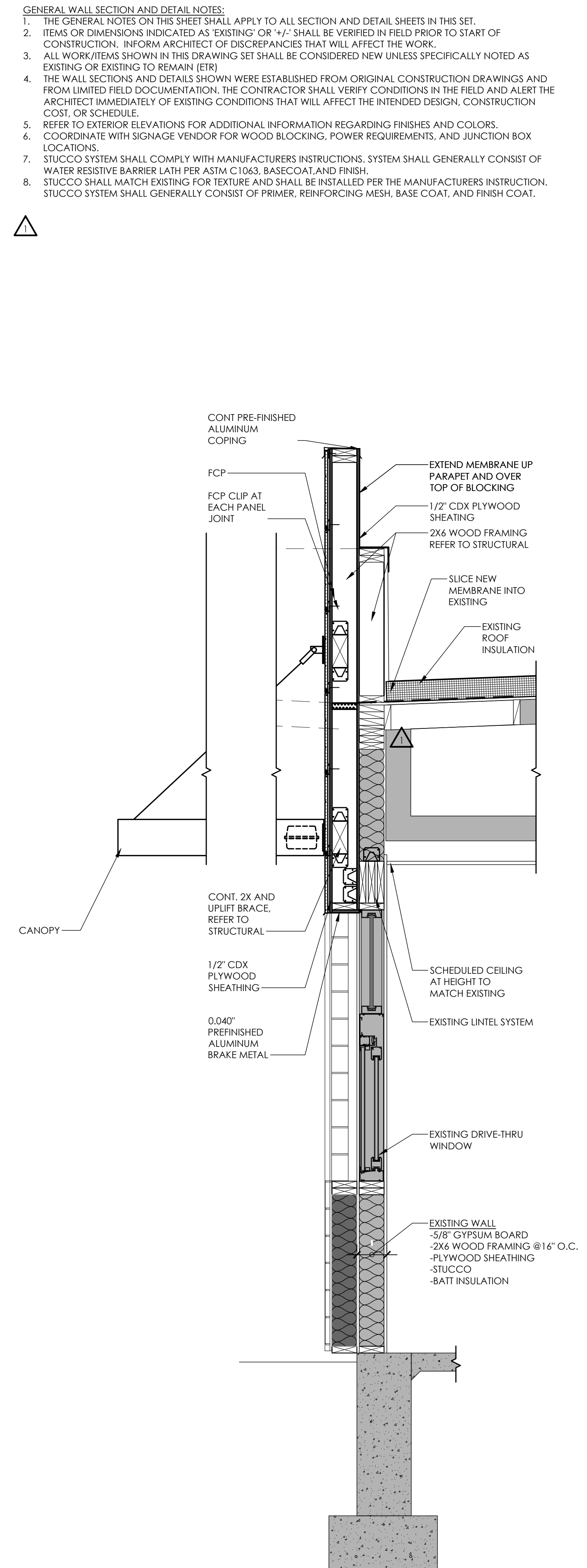
NOTE: ALL FINISHES AS PER GARDEN GRILL FINISH SCHEDULE. REFER TO EXTERIOR FINISH SCHEDULE AT DESIGNWITHBK.COM.



3 Wall Section - Play Place Front
SCALE: 3/4" = 1'-0"



2 Wall Section - Vestibule
SCALE: 3/4" = 1'-0"



1 Wall Section - Drive Thru Window
SCALE: 3/4" = 1'-0"

4 Parapet Detail
SCALE: 1 1/2" = 1'-0"

- GENERAL WALL SECTION AND DETAIL NOTES:
1. THE GENERAL NOTES ON THIS SHEET SHALL APPLY TO ALL SECTION AND DETAIL SHEETS IN THIS SET.
 2. ITEMS OR DIMENSIONS INDICATED AS 'EXISTING' OR '+/-' SHALL BE VERIFIED IN FIELD PRIOR TO START OF CONSTRUCTION. INFORM ARCHITECT OF DISCREPANCIES THAT WILL AFFECT THE WORK.
 3. ALL WORK/ITEMS SHOWN IN THIS DRAWING SET SHALL BE CONSIDERED NEW UNLESS SPECIFICALLY NOTED AS EXISTING OR EXISTING TO REMAIN (E/R).
 4. THE WALL SECTIONS AND DETAILS SHOWN WERE ESTABLISHED FROM ORIGINAL CONSTRUCTION DRAWINGS AND FROM LIMITED FIELD DOCUMENTATION. THE CONTRACTOR SHALL VERIFY CONDITIONS IN THE FIELD AND ALERT THE ARCHITECT IMMEDIATELY OF EXISTING CONDITIONS THAT WILL AFFECT THE INTENDED DESIGN, CONSTRUCTION COST, OR SCHEDULE.
 5. REFER TO EXTERIOR ELEVATIONS FOR ADDITIONAL INFORMATION REGARDING FINISHES AND COLORS.
 6. COORDINATE WITH SIGNAGE VENDOR FOR WOOD BLOCKING, POWER REQUIREMENTS, AND JUNCTION BOX LOCATIONS.
 7. STUCCO SYSTEM SHALL COMPLY WITH MANUFACTURERS INSTRUCTIONS. SYSTEM SHALL GENERALLY CONSIST OF WATER RESISTIVE BARRIER LATH PER ASTM C1063, BASECOAT, AND FINISH.
 8. STUCCO SHALL MATCH EXISTING FOR TEXTURE AND SHALL BE INSTALLED PER THE MANUFACTURERS INSTRUCTION. STUCCO SYSTEM SHALL GENERALLY CONSIST OF PRIMER, REINFORCING MESH, BASE COAT, AND FINISH COAT.

Issued:		Date:
A	Client Review	10/5/2021
B	Forward to BKC	10/19/2021
C	Permit Set	12/13/2021
D	Bid Set	2/14/2022
E		
Revisions:		Date:
1	Plan Review Comments	2/11/2020
2		
3		
4		
5		
6		
7		
8		
9		

Seal	Seal	DATE
PROJECT ARCHITECT/ENGINEER		
A. SPERANZA-KELLY		11/23/21
PROJECT LEAD		
M. VERRASTRO		11/23/21
PROJECT DESIGNER		
PROCTOR / WARREN		11/23/21

Copyright © 2021
APD Engineering & Architecture, PLLC

Drawing Alteration
It is a violation of law for any person, unless acting under the direction of licensed Architect, Professional Engineer, Landscape Architect, or Land Surveyor to alter any item on this document in any way. Any licensee who alters this document is required by law to affix his or her seal and to add the notation "Altered By" followed by his or her signature and the specific description of the alteration or revision.

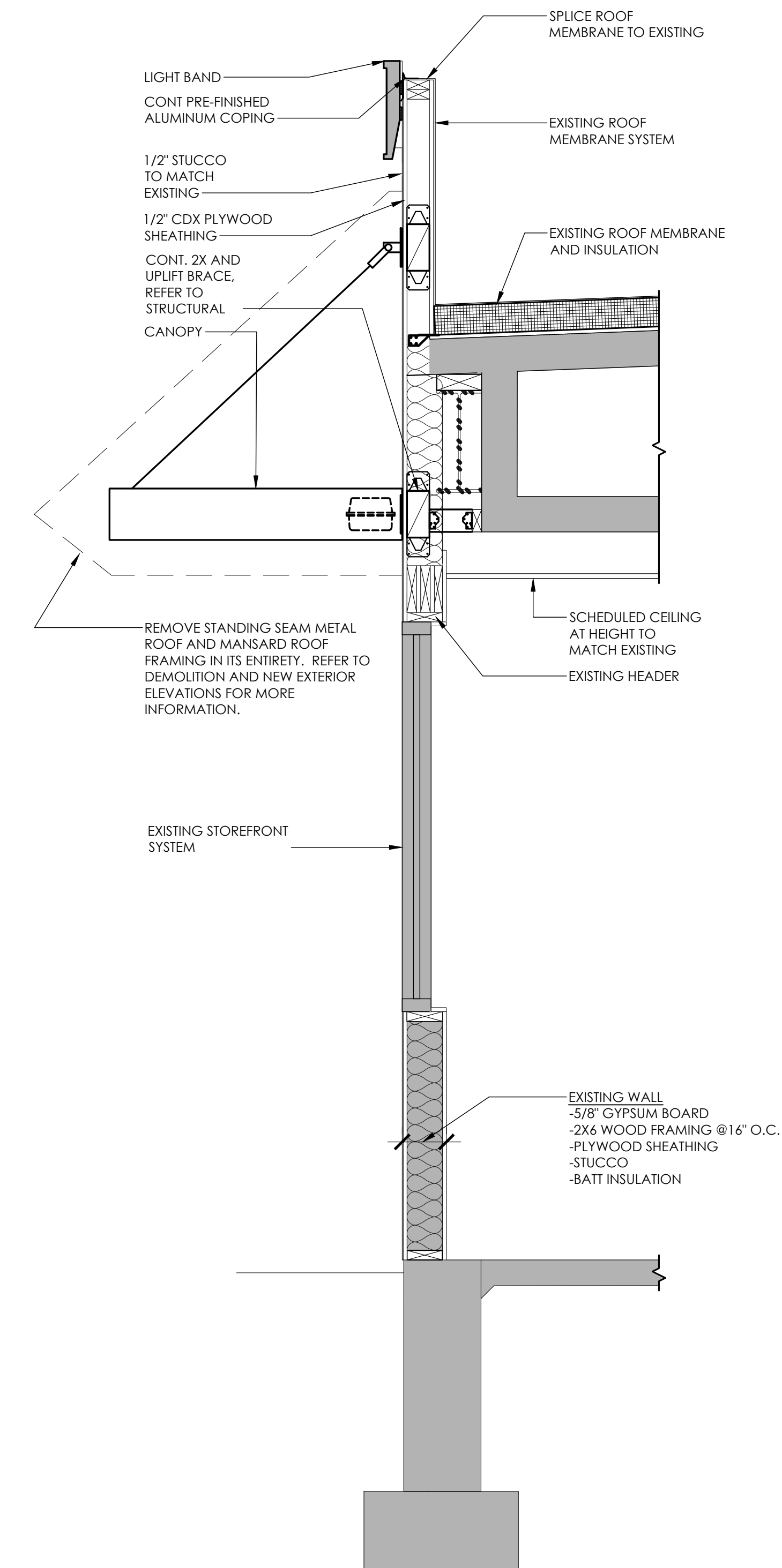
DO NOT SCALE PLANS
Copying, Printing, Software and other processes required to produce these prints can stretch or shrink the actual paper or layout. Therefore, scaling of this drawing may be inaccurate. Contact APD E&A with any need for additional dimensions or clarifications.

APD
ENGINEERING
ARCHITECTURE
615 Fishers Run Victor, NY 14564
585.742.2222 - www.apd.com

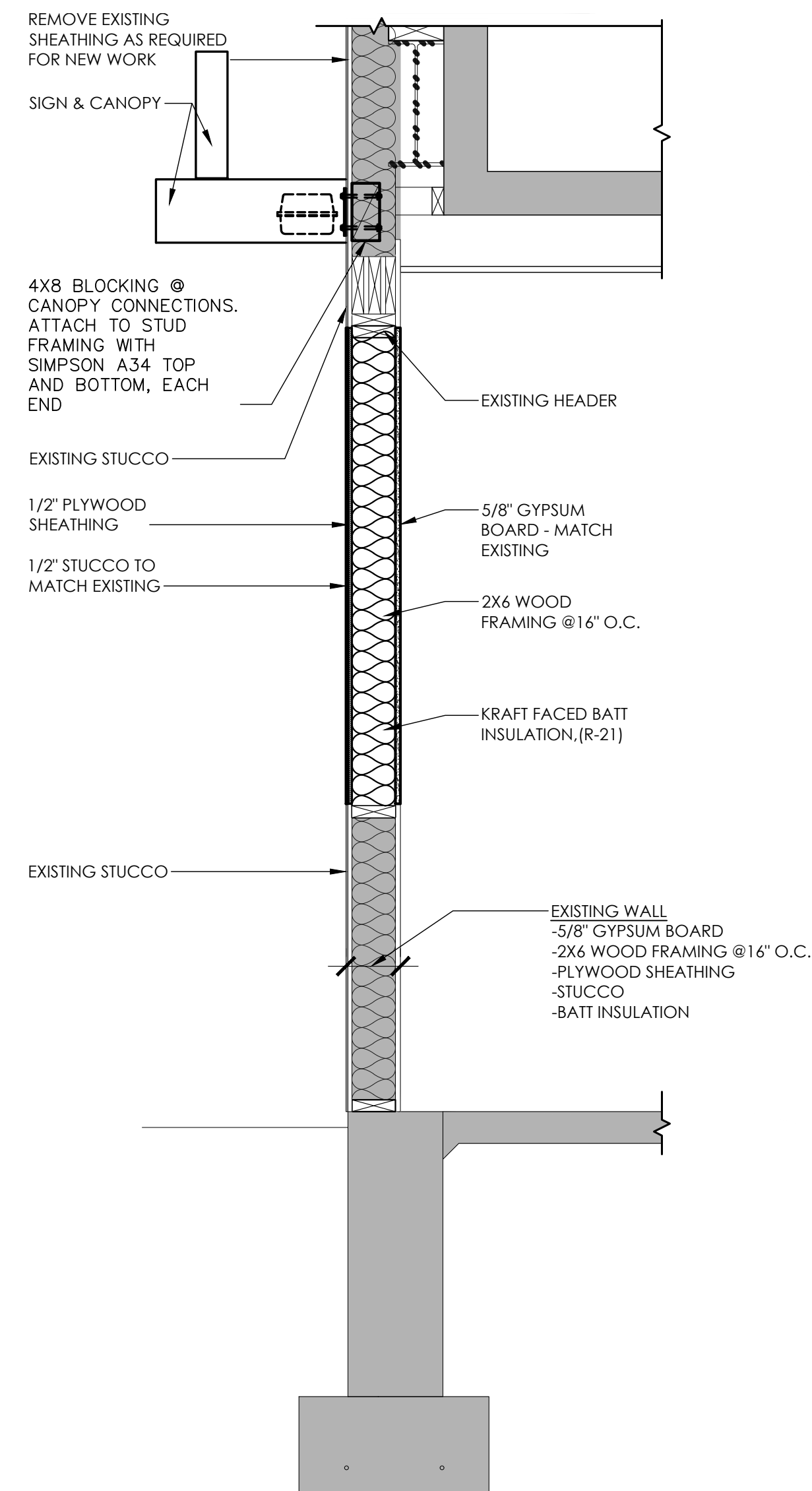
Ampler Development LLC
4700 Falls of Neuse Rd
Suite 400
Raleigh, NC 27609
phone: (919) 484-0965

Burger King Inc.
Store # 14447
One Levitt Parkway
Willingboro, NJ 08046
Burlington County
Project Name & Location:

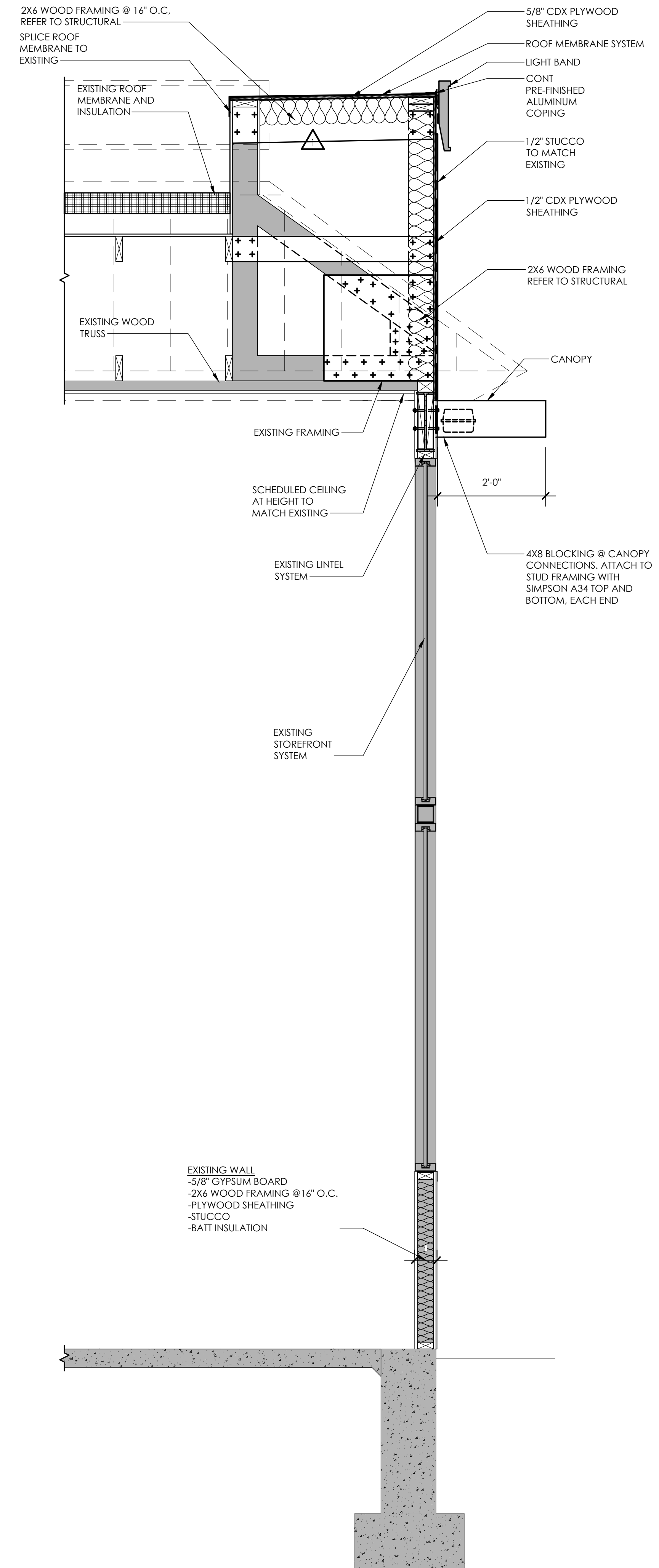
Wall Sections	
Drawing Name:	Project No.
Date: 10/5/21	21-0362
Type: BK-50	
Drawn By: MGV	A-301
Scale: As Noted	Drawing No.



3 Wall Section - Through Existing Window Infil
SCALE: 3/4" = 1'-0"



2 Wall Section - Through Existing Window Infil
SCALE: 1 1/2" = 1'-0"



1 Wall Section - Play Place Side
SCALE: 3/4" = 1'-0"

Issued:	Date:
A Client Review	10/5/2021
B Forward to BKC	10/19/2021
C Permit Set	12/13/2021
D Bid Set	2/14/2022
E	

Revisions:	Date:
1 Plan Review Comments	2/11/2020
2	
3	
4	
5	
6	
7	
8	
9	

Seal	Seal	DATE
PROJECT ARCHITECT/ENGINEER		
A. SPERANZA-KELLY		11/23/21
PROJECT LEAD		
M. VERRASTRO		11/23/21
PROJECT DESIGNER		
PROCTOR / WARREN		11/23/21

Copyright © 2021
APD Engineering & Architecture, PLLC
Drawing Alteration
It is a violation of law for any person, unless acting under the direction of licensed Architect, Professional Engineer, Landscape Architect, or Land Surveyor to alter any item on this document in any way. Any licensee who alters this document is required by law to affix his or her seal and to add the notation "Altered By" followed by his or her signature and the specific description of the alteration or revision.
DO NOT SCALE PLANS
Copying, Printing, Software and other processes required to produce these prints can stretch or shrink the actual paper or layout. Therefore, scaling of this drawing may be inaccurate. Contact APD E&A with any need for additional dimensions or clarifications.



Burger King Inc.
Store # 14447
One Levitt Parkway
Willingboro, NJ 08046
Burlington County
Project Name & Location:

Wall Sections	
Drawing Name:	Project No.
Date: 10/5/21	21-0362
Type: BK-50	
Drawn By: MGV	A-302
Scale: As Noted	Drawing No.

PLOTTED: 2/14/2022 1:35 PM

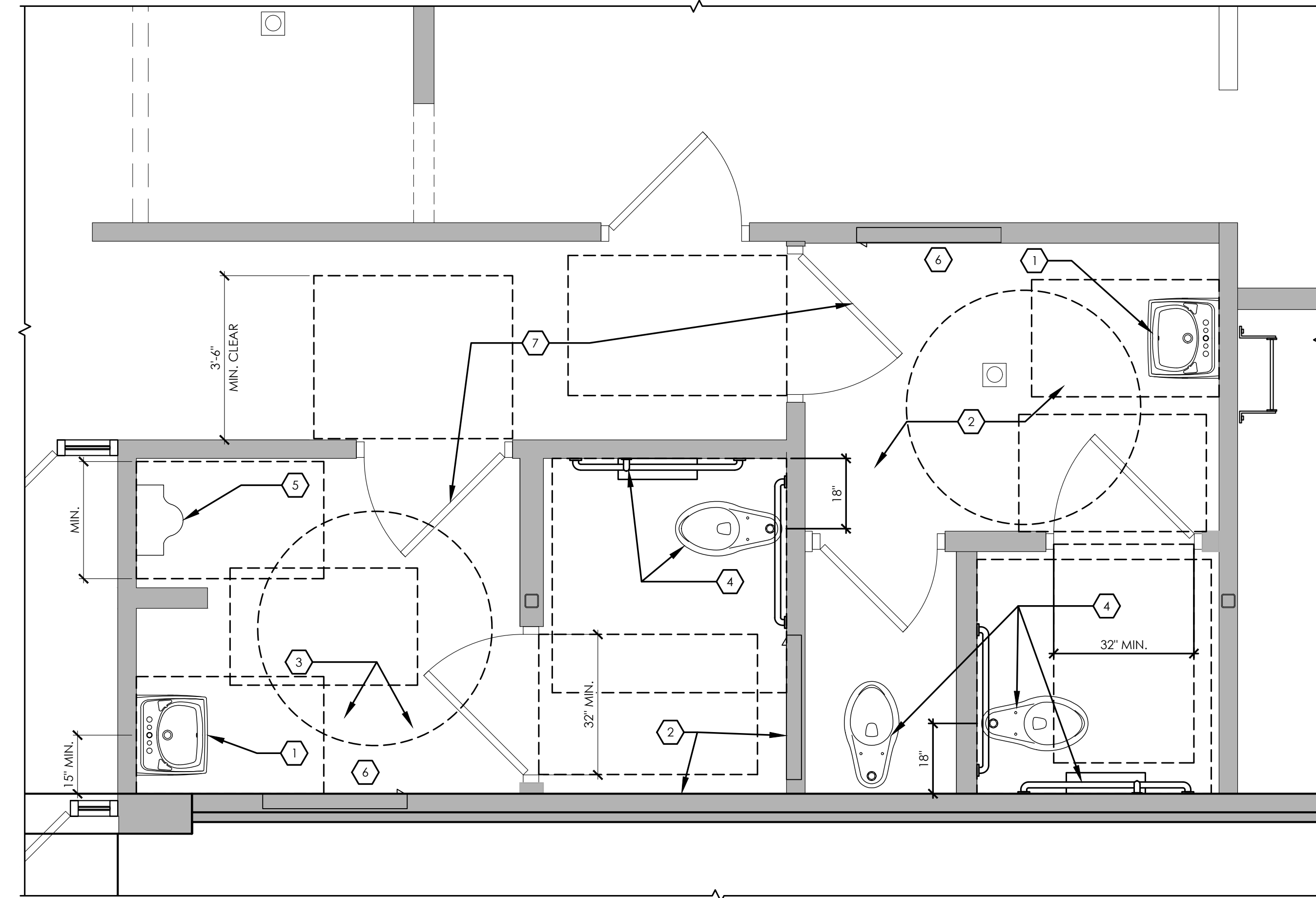
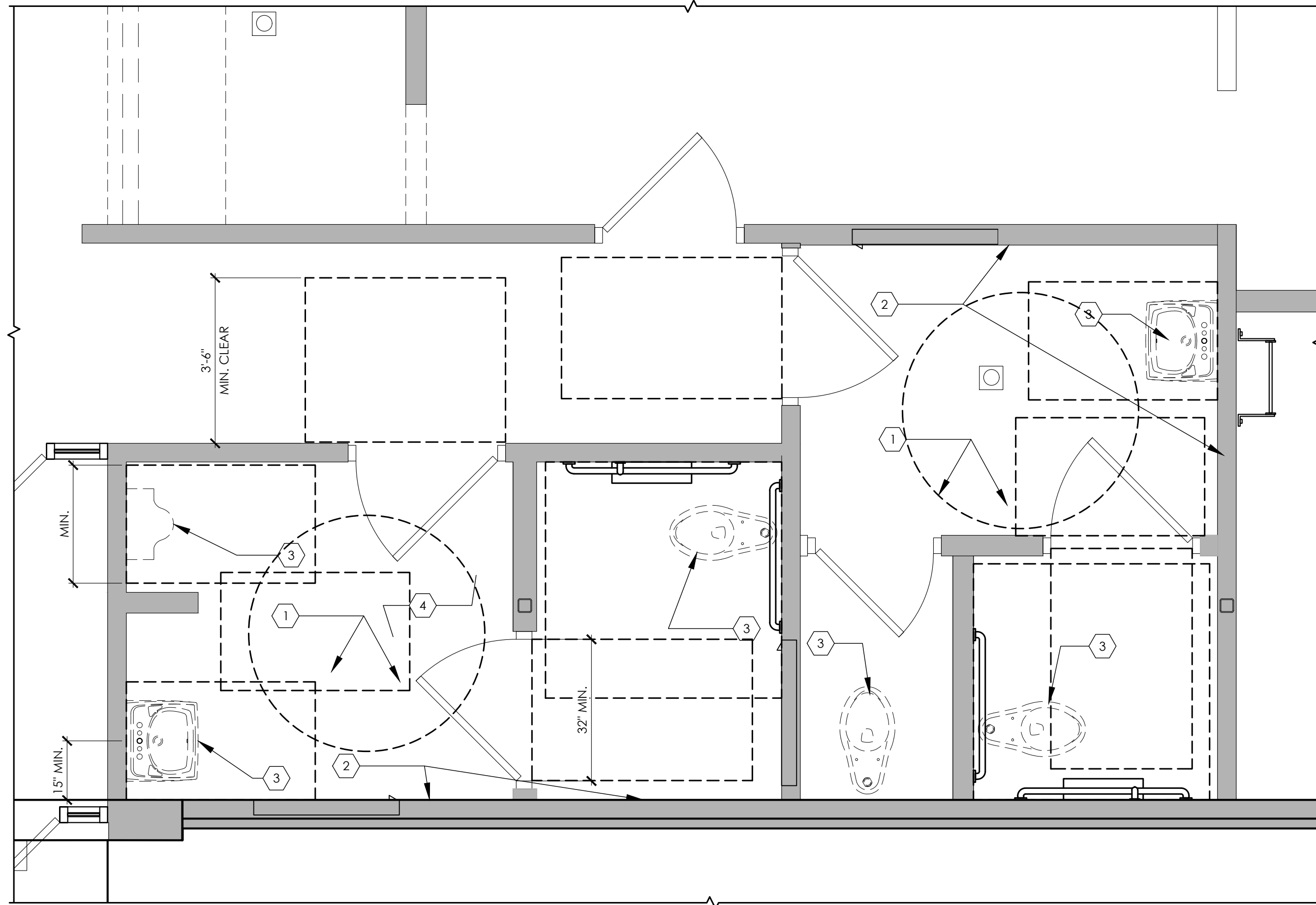
DEMOLITION NOTES

- 1 REMOVE FLOOR TILE AND PREPARE FLOOR SURFACES FOR FINISH.
- 2 REMOVE ALL WALL FINISHES AND PREPARE WALL AS REQUIRED TO RECEIVE FINISHES - SEE INTERIOR DECOR DRAWINGS FOR MORE INFORMATION.
- 3 DISCONNECT AND REMOVE PLUMBING FIXTURES - SEE INTERIOR DECOR DRAWINGS FOR MORE INFORMATION.
- 4 SALVAGE TOILET ROOM ACCESSORIES FOR REUSE.

RESTROOM KEYNOTES

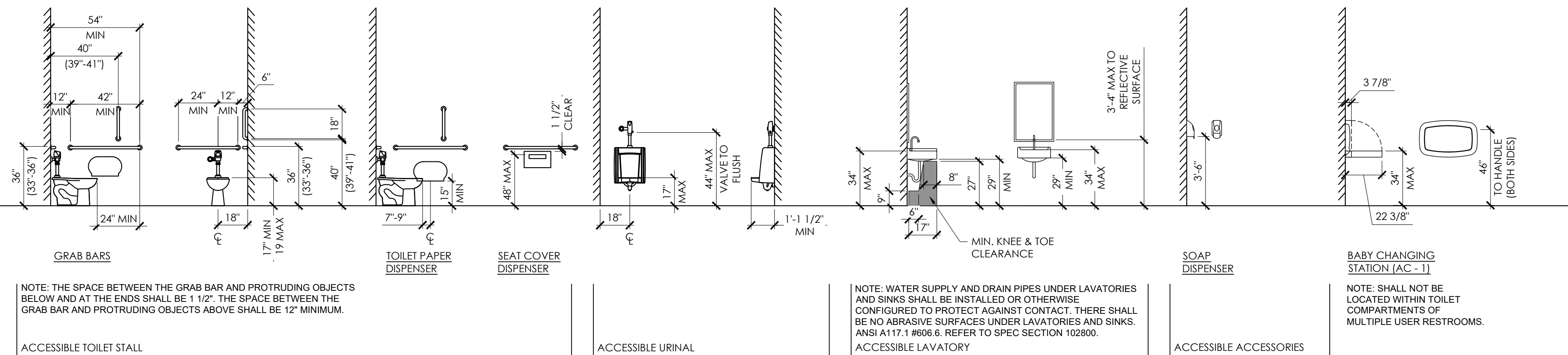
- 1 INSTALL SINK AND SALVAGED SOAP DISPENSER. SEE INTERIOR DECOR DRAWINGS.
- 2 WALL FINISHES. SEE INTERIOR DECOR DRAWINGS.
- 3 FLOOR TILE. SEE INTERIOR DECOR DRAWINGS.
- 4 INSTALL TOILET AND SALVAGED GRAB BARS AND TISSUE DISPENSER. SEE INTERIOR DECOR DRAWINGS.
- 5 INSTALL URINAL. MOUNTING HEIGHTS INDICATED IN DETAIL 3. SEE INTERIOR DECOR DRAWINGS.
- 6 BABY CHANGING STATION
- 7 ADJUST DOOR CLOSER TO REDUCE DOOR OPENING FORCE TO 5-POUNDS MAX AND DOOR CLOSING SPEED TO 5 SECONDS OR MORE FROM 90-DEGREES TO 12 DEGREES FROM THE LATCH. IF THE EXISTING CLOSER CANNOT BE ADJUSTED TO COMPLY, THE GC SHALL PROVIDE A NEW CLOSER THAT CAN BE ADJUSTED COMPLY.

GENERAL NOTES:
SIGNAGE TO REFLECT FLOOR PLAN LABELS



1 Restroom Demolition Plan
SCALE: 1/2" = 1'-0"

2 Restroom Floor Plan
SCALE: 1/2" = 1'-0"



NOTE: THE SPACE BETWEEN THE GRAB BAR AND PROTRUDING OBJECTS BELOW AND AT THE ENDS SHALL BE 1/2". THE SPACE BETWEEN THE GRAB BAR AND PROTRUDING OBJECTS ABOVE SHALL BE 12" MINIMUM.

NOTE: WATER SUPPLY AND DRAIN PIPES UNDER LAVATORIES AND SINKS SHALL BE INSTALLED OR OTHERWISE CONFIGURED TO PROTECT AGAINST CONTACT. THERE SHALL BE NO ABRASIVE SURFACES UNDER LAVATORIES AND SINKS. ANSI A117.1 #606.6. REFER TO SPEC SECTION 102800.

NOTE: SHALL NOT BE LOCATED WITHIN TOILET COMPARTMENTS OF MULTIPLE USER RESTROOMS.

GENERAL NOTE: ALL TOILET ROOM ACCESSORIES MUST CONFORM TO ANSI A117.1 #603.6. OPERABLE PARTS SHALL BE OPERABLE WITH ONE HAND AND SHALL NOT REQUIRE TIGHT GRASPING, PINCHING, OR TWISTING OF THE WRIST. THE FORCE REQUIRED TO ACTIVATE OPERABLE PARTS SHALL NOT EXCEED 5LBS.

DOOR HARDWARE NOTES:
HINGES: 4 EACH HAGER: B81168 4 1/2" X 4 1/2" X USP X NRP
EXIT DEVICE: 1 EACH VON DUPRIN 22EO X 689 (DOOR #3)
CLOSER: 1 EACH LCN 4116 EDA (DOOR #3) & LCN 4116 EDA (DOOR #4)
VIEWER: 1 EACH ROCKWOOD 622 X 626
KICKPLATES: 1 EACH HAGER 1935 10X2" LDW 628 (INSTALL W/ FLAT HEAD PHILLIPS HEAD SCREWS)
THRESHOLD: 1 EACH NATIONAL GUARD 325 X 48" X AL
DOOR SWEEP: 1 EACH NATIONAL GUARD 200NA X 48"
WEATHERSTRIP: 1 SET NATIONAL GUARD 160SA 1@48", 2@84"

3 Accessibility Guidelines
SCALE: 1/2" = 1'-0"

Issued:	Date:
A Client Review	10/5/2021
B Forward to BKC	10/19/2021
C Permit Set	12/13/2021
D Bid Set	2/14/2022
E	

Revisions:	Date:
1	
2	
3	
4	
5	
6	
7	
8	
9	

Seal	Seal	DATE
PROJECT ARCHITECT/ENGINEER		
A. SPERANZA-KELLY		11/23/21
PROJECT LEAD		
M. VERRASTRO		11/23/21
PROJECT DESIGNER		
PROCTOR / WARREN		11/23/21

Copyright © 2021
APD Engineering & Architecture, PLLC
Drawing Alteration
It is a violation of law for any person, unless acting under the direction of a licensed Architect, Professional Engineer, Landscape Architect, or Land Surveyor to alter any item on this document in any way. Any licensee who alters this document is required by law to affix his or her seal and to add the notation "Altered By" followed by his or her signature and the specific description of the alteration or revision.
DO NOT SCALE PLANS
Copying, Printing, Software and other processes required to produce these prints can stretch or shrink the actual paper or layout. Therefore, scaling of this drawing may be inaccurate. Contact APD E&A with any need for additional dimensions or clarifications.



Burger King Inc.
Store # 14447
One Levitt Parkway
Willingboro, NJ 08046
Burlington County
Project Name & Location:

Enlarged Restroom Plans		Drawing Name:	Project No.
Date:	10/5/21		21-0362
Type:	BK-50		A401
Drawn By:	MGV		
Scale:	As Noted		Drawing No.



Burger King # 14447

1 Levitt Parkway
Willingboro, NJ 08048

FCC COMMERCIAL FURNITURE INC | APPROVED SEATING & DECOR PROVIDER

GENERAL NOTES: CONTRACTOR / INSTALLER

GENERAL CONSTRUCTION NOTES:

ALL WORK, CONSTRUCTION, FURNITURE AND MATERIALS SHALL COMPLY WITH ALL PROVISIONS OF LOCAL BUILDING CODES AND WITH OTHER RULES, REGULATIONS AND ORDINANCES GOVERNING THE LOCATION OF CONSTRUCTION.

FCC COMMERCIAL FURNITURE CONTRACT DOCUMENTS STRIVE TO CONFORM TO THE INTERNATIONAL BUILDING CODE. FCC COMMERCIAL FURNITURE IS NOT LICENSED TO PROVIDE SIGNED/SEALED DRAWINGS. FCC COMMERCIAL FURNITURE COOPERATES WITH OWNER/CLIENT'S LICENSED PROFESSIONALS TO PROVIDE DRAWINGS AND SPECIFICATIONS THAT MEET LOCAL BUILDING CODES.

FCC COMMERCIAL FURNITURE CONTRACT DOCUMENTS STRIVE TO CONFORM TO THE TITLE III OF THE AMERICANS WITH DISABILITY ACT (ADA). FCC COMMERCIAL FURNITURE IS NOT LICENSED TO PROVIDE SIGNED/SEALED DRAWINGS. FCC COMMERCIAL FURNITURE COOPERATES WITH OWNER/CLIENT'S LICENSED PROFESSIONALS TO PROVIDE DRAWINGS AND SPECIFICATIONS THAT ARE IN COMPLIANCE WITH ADA. FCC CANNOT BE RESPONSIBLE FOR CONSTRUCTION DEVIATIONS BY OTHERS FROM THE DESIGN THAT MAY BE OUT OF COMPLIANCE.

IT IS THE RESPONSIBILITY OF ALL PARTIES SUPPLYING LABOR, MATERIAL, OR BOTH TO BRING TO THE ATTENTION OF FCC'S CUSTOMER SERVICE MANAGER, THE PROJECT ARCHITECT, AND THE OWNER ANY DISCREPANCIES OR CONFLICT BETWEEN THE CODE REQUIREMENT AND THESE DESIGN INTENT DRAWINGS.

THE APPLICABLE CODES SHOULD INCLUDE, BUT SHALL NOT BE LIMITED TO THE INTERNATIONAL BUILDING CODE, BOCA NATIONAL BUILDING CODE, UNIFORM PLUMBING CODE, UNIFORM ELECTRICAL CODE, UNIFORM MECHANICAL CODE AND THE UNIFORM FIRE CODE.

GENERAL CONTRACTOR SHALL BE RESPONSIBLE FOR PROVIDING ALL WORK IN ACCORDANCE WITH ALL LOCAL AND CITY BUILDING CODES/ ORDINANCES.

GENERAL CONTRACTOR SHALL BE RESPONSIBLE FOR ADHERING TO ALL AMERICANS WITH DISABILITIES ACT GUIDELINES, INCLUDING BUT NOT LIMITED TO TABLE TOP/BASE INSTALLATIONS, AISLE WAY CLEARANCES, AND QUEUE LINE AREA CLEARANCES.

GENERAL CONTRACTOR SHALL BE RESPONSIBLE FOR OBTAINING ALL REQUIRED BUILDING CONSTRUCTION AND INSTALLATION PERMITS.

GENERAL CONTRACTOR SHALL BE RESPONSIBLE FOR COPYING AND DISTRIBUTING ALL FCC COMMERCIAL FURNITURE INC'S PLANS AND DOCUMENTS TO ALL SUBCONTRACTORS INVOLVED.

FCC PROVIDED DIMENSIONS ARE INDICATED FROM INSIDE WALL FACES.

ALL SEATING, FINISH, AND DECOR ITEMS INDICATED AS BEING SUPPLIED AND OR INSTALLED BY GENERAL CONTRACTOR ARE THE RESPONSIBILITY OF THE OWNER. THE OWNER'S RESPONSIBILITIES INCLUDE ALL CONTRACTS WITH THE GENERAL AND SUB-CONTRACTORS AND THEIR COMPLIANCE WITH THESE DOCUMENTS AND SPECIFICATIONS.

THESE DRAWINGS AND DOCUMENTS REPRESENT THE DESIGN INTENT AND CONCEPTS FOR THIS PROJECT. THE DRAWINGS AND DOCUMENTS MUST BE SIGNED AND APPROVED BY OWNER.

STANDARD STORES PROJECTS:

THESE DRAWINGS, SCHEDULES, AND SPECIFICATIONS, AS WELL AS, OTHER SEGMENTS OF SERVICES ARE AND SHALL REMAIN THE PROPERTY OF FCC COMMERCIAL FURNITURE WHETHER OR NOT THE PROJECT THESE DOCUMENTS WERE PREPARED FOR IS COMPLETED OR EXECUTED. IF THE OWNER/CLIENT HAS COMPENSATED FCC COMMERCIAL FURNITURE UNDER SIGNED CONTRACT, THE OWNER IS PERMITTED TO RETAIN COPIES OF THE DRAWINGS, SCHEDULES AND SPECIFICATIONS. FCC COMMERCIAL FURNITURE IS NOT RESPONSIBLE FOR ANY LOSS, COSTS OR DAMAGES RELATING TO USE OR APPLICATION. THE OWNER/CLIENT MAY NOT USE THE DRAWINGS, SCHEDULES, SPECIFICATIONS PROVIDED HEREIN FOR ANY PROJECT OTHER THAN THE ORIGINAL PROJECT. FCC COMMERCIAL FURNITURE IS THE OWNER OF THE INTELLECTUAL PROPERTY PROVIDED AND RETAINS ALL STATUTORY AND COMMON LAW COPYRIGHTS. IF OWNER/CLIENT AND FCC COMMERCIAL FURNITURE TERMINATE THIS CONTRACT FOR DESIGN SERVICES, THE OWNER/CLIENT SHALL NO LONGER HAVE THE RIGHTS TO THE DRAWINGS, SCHEDULES, AND SPECIFICATIONS. THE OWNER/CLIENT MAY NOT PERMIT ANY THIRD PARTY TO USE SUCH DRAWINGS, SCHEDULES, AND SPECIFICATIONS FOR DESIGN SERVICES FOR FUTURE ADDITIONS OR ALTERATIONS TO THE PROJECT. THE DESIGN DEPICTED WITHIN THE CONTENTS OF THESE DRAWINGS MAY NOT BE USED BY THE OWNER TO SHOP FOR OTHER SEATING AND DECOR MANUFACTURES TO FULFILL THE INTENDED DESIGN. UNAUTHORIZED USE WILL RESULT IN PAYMENT FOR DESIGN SERVICES AT FCC COMMERCIAL FURNITURE'S STANDARD DESIGN RATE. ALL COMPUTER GENERATED IMAGERY, GRAPHICS, DRAWINGS AND ILLUSTRATIONS WITHIN THESE DOCUMENTS REMAIN THE PROPERTY OF FCC COMMERCIAL FURNITURE. ALL RIGHTS RESERVED.

THE OWNER/CLIENT AND GENERAL CONTRACTOR AGREE THAT FCC COMMERCIAL FURNITURE REPRESENTATIVES MAY VISIT THE SITE AT ANY POINT DURING CONSTRUCTION IN THE INTEREST OF COMPLETING FCC'S WORK.

THE OWNER/CLIENT'S GENERAL CONTRACTOR AGREES TO PROVIDE CONDITIONS CONDUCIVE TO COMPLETE INSTALLATION OF FCC'S WORK UPON DELIVERY OF SEATING AND DECOR ELEMENTS. THE GENERAL CONTRACTOR AGREES TO COOPERATE WITH FCC'S INSTALLATION CREWS IN THE INTEREST OF COMPLETION OF WORK. THE GENERAL CONTRACTOR WILL NOTIFY FCC IN A TIMELY MANNER, ANY PHYSICAL RESTRICTIONS THAT MAY IMPEDE THE COMPLETION OF THE SEATING AND DECOR PACKAGE.

WRITTEN DIMENSIONS SUPERSEDE SCALED MEASUREMENTS IN ALL CASES. DO NOT SCALE OFF OF PLANS. FOR ADDITIONAL DIMENSIONS CALL FCC'S CUSTOMER SERVICE MANAGER AT 800.322.7328.

FCC REQUIRES VERIFICATION OF FIELD DIMENSIONS FROM THE ARCHITECT / GENERAL CONTRACTOR FOR THE FABRICATION OF COMMERCIAL FURNITURE, DECOR, CORE DRILL AND SEATING SPACE PLANS. WHEN FIELD DIMENSIONS CANNOT BE ATTAINED, SHIPMENTS MAY BE SUBJECT TO TIME DELAYS. THE GENERAL CONTRACTOR SHALL VERIFY ALL DIMENSIONS AND CONDITIONS ON SITE AND NOTIFY FCC COMMERCIAL FURNITURE OF ALL DISCREPANCIES PRIOR TO COMMENCING DECOR DESIGN.

THE GENERAL CONTRACTOR WILL BE RESPONSIBLE FOR DISPOSAL OF ALL PACKAGING MATERIAL FROM SEATING AND DECOR PRODUCTS.

THE CREW ROOM AND VESTIBULE FINISHES TO BE THE SAME AS THE MAIN DINING ROOM, UNLESS OTHERWISE STATED BY THE OWNER OR NOTED ON PLANS AND IN THE SPECIFICATION BY FCC.

REBUILDS AND REMODEL PROJECTS:

CASE OF REBUILDING OR REMODELING PROJECTS, ALL EXISTING SEATING, DECOR, AND WALL FINISHES ARE TO BE PREPPED AND READY TO RECEIVE NEW FINISHES BY THE OWNER AND/OR GENERAL CONTRACTOR, UNLESS OTHERWISE NOTED.

FLOOR AND BASE TILE MUST BE IN GOOD REPAIR BEFORE ANY CORE DRILLING IS ALLOWED.

ALL DIMENSIONS ARE FROM EXISTING FINISHES, UNLESS OTHERWISE NOTED. MAKE APPROPRIATE ALLOWANCES FOR NEW FINISH WORK.

CONTACT FCC'S CUSTOMER SERVICE MANAGERS FOR ANY CONFLICTS BETWEEN FCC'S DECOR AND ELECTRICAL OR HVAC EQUIPMENT.

GENERAL FLOORING NOTES:

ALL FLOOR, SCHLUTER STRIP, AND COVE BASE TILE TO BE PROVIDED BY AND INSTALLED BY GENERAL CONTRACTOR, UNLESS OTHERWISE NOTED.

FCC IS NOT LIABLE FOR CORED STEEL THAT MAY BECOME UNSTABLE AS A RESULT OF DRILLING THROUGH A CONCRETE SLAB. NOTIFY FCC, ARCHITECT, AND GENERAL CONTRACTOR OF ANY SLAB LESS THAN FIVE (5") INCHES THICK.

FCC IS NOT RESPONSIBLE FOR DAMAGE OF ANY MECHANICAL ELEMENTS LOCATED IN THE FINISHED FLOOR.

COVE BASE AND/OR BULLNOSE TILE ON FCC DIVIDER WALLS TO BE SUPPLIED AND INSTALLED BY THE GENERAL CONTRACTOR UNLESS OTHERWISE NOTED.

GENERAL CONTRACTOR IS RESPONSIBLE FOR SUPPLYING AND INSTALLING ALL BACK OF HOUSE TILE. REFER TO ARCHITECTURAL PLAN SET FOR FULL KITCHEN PLANS.

GENERAL ELECTRICAL/HVAC/CEILING NOTES:

FCC LIGHTING PLANS ARE GUIDELINES ONLY. FCC WILL NOT BE HELD LIABLE FOR ADDITIONAL COSTS DUE TO ADJUSTING LIGHTING QUANTITIES OR LOCATIONS, VARIATIONS WITH ARCHITECTURAL PLANS OR LOCAL CODES.

GENERAL CONTRACTOR TO SUPPLY AND CONNECT ELECTRICAL PIGTAILS AT ALL CODED LOCATIONS FOR FCC DECOR PRODUCTS.

ALL ELECTRICAL FIXTURES, WIRING AND INSTALLATION TO BE "U.L. APPROVED." LIGHTING FIXTURES AND/OR HVAC MAY NEED TO BE RELOCATED BY GENERAL CONTRACTOR TO ACCOMMODATE DECOR. REFER TO CEILING PLANS. GENERAL CONTRACTOR TO CONTACT CONSTRUCTION ENGINEER TO VERIFY ALL LIGHTING PLACEMENTS AND FINAL HVAC LOCATIONS.

GENERAL WARRANTIES:

LIMITED WARRANTY: FCC COMMERCIAL FURNITURE WARRANTS TO THE OWNER/CLIENT THAT THE PRODUCTS SOLD WILL BE FREE FROM MATERIAL DEFECTS IN WORKMANSHIP UNDER NORMAL USE AND SERVICE FOR A PERIOD OF ONE YEAR FROM THE DATE OF FCC COMMERCIAL FURNITURE'S DELIVERY OF PRODUCTS TO THE DELIVERED LOCATION. THERE IS NO WARRANTY IN CASES OF DAMAGES IN TRANSIT, NEGLIGENCE, ABUSE, ABNORMAL USAGE, MISUSE, ACCIDENTS, NORMAL WEAR AND TEAR, DAMAGE DUE TO ENVIRONMENTAL OR NATURAL ELEMENTS, FAILURE TO FOLLOW FCC'S INSTRUCTIONS, OR IMPROPER INSTALLATION, STORAGE AND/OR MAINTENANCE.

THE OWNER/CLIENT SHALL VERIFY THE CONDITIONS OF THE SHIPMENT AND NOTIFY FCC COMMERCIAL FURNITURE OF ANY DAMAGES WITHIN 24 HOURS. TRANSFER OF TITLE OCCURS UPON SHIPMENT F.O.B. FROM FCC'S FACILITY. THE OWNER/CLIENT SHALL ACCOMPANY A FCC COMMERCIAL FURNITURE REPRESENTATIVE ON A PROJECT COMPLETION WALK THROUGH TO IDENTIFY INCOMPLETE WORK.

B.K.C. APPROVED
THIS PROJECT HAS BEEN SUBMITTED AND APPROVED BY BURGER KING CORPORATE.

APPROVED DRAWINGS FOR CONSTRUCTION:
ITEMS PROVIDED AND/OR BUILT BY G.C. / INSTALLER / CUSTOMER ARE APPROVED TO BE ORDERED / BUILT PER THIS SET OF PLANS.
ITEMS BUILT / PROVIDED BY FCC COMMERCIAL FURNITURE SHOULD STILL BE CONSIDERED PRELIMINARY UNTIL FINAL DRAWINGS ARE RELEASED.

INDEX OF DRAWINGS:

- SHEET D0.0 - COVER SHEET**
CUSTOMER INFORMATION, GENERAL NOTES
- SHEET D1.0 - SEATING LAYOUT**
FURNITURE COMPONENT, SEATING CAPACITY
- SHEET D1.1 - PRELIMINARY METALWORK LAYOUT**
DO NOT CORE DRILL FROM THIS PLAN
- SHEET D1.2 - PLAY AREA SEATING LAYOUT**
FURNITURE COMPONENT, SEATING CAPACITY
- SHEET D1.3 - PLAY AREA PRELIMINARY METALWORK LAYOUT**
DO NOT CORE DRILL FROM THIS PLAN
- SHEET D2.0 THRU D2.3 - INTERIOR BUILDING ELEVATIONS**
INTERIOR WALL CONDITIONS AND FINISHES
- SHEET D3.0 THRU D3.1 - DECOR ELEVATIONS / DETAILS**
FCC DECOR ITEMS
- SHEET D4.0 THRU D4.1 - REFLECTED CEILING PLAN**
FOR REFERENCE ONLY, DECOR LIGHTING
- SHEET D5.0 THRU D5.1 - FLOOR TILE PLAN**
MAIN & ACCENT FLOOR TILE LOCATION
- SHEET D6.0 THRU D6.1 - BUILDING FINISH LAYOUT**
BUILDING FINISH LOCATIONS
- SHEET D7.0 - G.C. PLAN**
GC BUILT ITEMS AND ELECTRICAL
- SHEET D7.1 - WAY FINDING SIGNAGE**
- SHEET D8.0 THRU D8.2 - DECOR SPECIFICATIONS**
FCC FURNITURE ITEMS
- SHEET D8.3 THRU D8.4 - FINISH SPECIFICATIONS**
INTERIOR BUILDING FINISH SPECIFICATIONS
- SHEET D9.0 THRU D9.1 - VERIFICATION PLAN**
NOTE: FILL OUT AND RETURN TO FCC

PROJECT CONTACTS:

PLEASE CONTACT ONE OF THE FOLLOWING FCC COMMERCIAL FURNITURE TEAM MEMBERS TO ADDRESS CONCERNS YOU MAY HAVE:

FCC COMMERCIAL FURNITURE, INC.
T. 800.322.7328

DESIGN MANAGER:
MICKEY HINES
T. 800.322.7328 EXT. 210
DESIGN MANAGER:
DAVID GALSTER
T. 800.322.7328 EXT. 226

PROJECT COORDINATOR
LISA GILLESPIE
T. 800.322.7328 EXT. 270
SALESPERSON
RANDY MOE
T. 541.580.2614

LEGEND:

REFER TO EACH SHEET FOR ALL NOTES OR CONTRACTOR INFORMATION AND / OR SCHEDULES.

- # FCC SEATING / DECOR ELEMENT
- # ITEMS NOT BY FCC/ BK CODES

APPROVAL PRINT
PLEASE SIGN, DATE AND RETURN TO
FCC COMMERCIAL FURNITURE INC

APPROVED: _____ DATE: _____
AS NOTED: _____ DATED: _____
APPROVED: _____ DATE: _____
NOTES:



FCC COMMERCIAL FURNITURE INC.
8452 OLD HWY 99 N. ROSEBURG, OR 97470 USA
T. 800.322.7328 | F. 541.673.7441 | WWW.FCCFURN.COM

DESIGNED AND BUILT IN U.S.A.

PROPERTY OF FCC COMMERCIAL FURNITURE
THIS IS A FOR DESIGN PURPOSE TO EXPRESS DESIGN CONCEPTS TO THE ARCHITECT, CLIENT, CONTRACTOR AND INSTALLER FOR THE PROJECT SHOWN. THIS DESIGN AND THE CONCEPTS HEREIN SHALL NOT BE ALTERED OR USED AS CONSTRUCTION DOCUMENTS. DO NOT REPRODUCE OR LEND WITHOUT WRITTEN PERMISSION FROM FCC COMMERCIAL FURNITURE INC.

IMPORTANT

WRITTEN DIMENSIONS HAVE PRECEDENCE OVER SCALE IN ALL CASES.

DO NOT SCALE OFF PLANS. CONTACT FCC COMMERCIAL FURNITURE'S REPRESENTATIVE TO VERIFY ANY QUESTIONABLE DIMENSIONS AT TELEPHONE # 800.322.7328

THE GENERAL CONTRACTOR MUST VERIFY ALL BUILDING DIMENSIONS, EQUIPMENT, FURNITURE PLACEMENT, UTILITY LOCATIONS, AND CONDITIONS AT THE JOB SITE.

THE GENERAL CONTRACTOR MUST NOTIFY FCC COMMERCIAL FURNITURE OF ALL DISCREPANCIES AND/OR REQUIRED ADJUSTMENTS PRIOR TO STARTING WORK.

FCC COMMERCIAL FURNITURE HAS PREPARED THESE DOCUMENTS AS ACCURATELY AS POSSIBLE WITH THE ARCHITECTURAL INFORMATION PROVIDED. DUE TO LACK OF ACCURATE AND COMPLETE DIMENSIONED ARCHITECTURAL PLANS, OWNER UNDERSTANDS THAT ADJUSTMENTS TO THE FINAL LOCATIONS OF EQUIPMENT AND/OR FURNITURE PLACEMENT MAY BE REQUIRED AT THE OWNER'S EXPENSE DUE TO DISCREPANCIES BASED ON ACTUAL JOB SITE DIMENSIONS AND CONDITIONS.

REFER TO ARCHITECTURAL OR ENGINEER DRAWINGS FOR COMPLETE AND ACCURATE DIMENSIONS OF BUILDING STRUCTURE.

THESE CONTRACT DOCUMENTS AND THE INFORMATION THEY CONTAIN ARE THE PROPERTY OF FCC COMMERCIAL FURNITURE INC., ROSEBURG, OREGON, 97470.

ALL PREPARED CONTRACT DOCUMENTS MAY NOT BE COPIED, REPRODUCED, USED OR IMPLEMENTED IN ANY WAY, IN PART OR IN WHOLE, WITHOUT THE EXPRESS WRITTEN CONSENT OF FCC COMMERCIAL FURNITURE INC.

ANY UNAUTHORIZED USE OF THESE PLANS WILL RESULT IN PAYMENT DUE FOR SERVICES RENDERED BY FCC COMMERCIAL FURNITURE INC.

ANY DEVIATIONS FROM THESE DRAWINGS FOR ANY REASON SHALL NOT BE DONE WITHOUT CONSENT OF FCC COMMERCIAL FURNITURE INC. IN ADVANCE. IN WRITING. FCC COMMERCIAL FURNITURE IS NOT RESPONSIBLE FOR DEVIATIONS, CHANGES, ADDITIONS, OR DELETIONS NOT REVIEWED AND APPROVED IN ADVANCE BY FCC COMMERCIAL FURNITURE INC.

THESE DOCUMENTS REFLECT SPECIFIC SEATING AND DECOR EQUIPMENT ORDERED OF DATE SHOWN BELOW.

CLIENT:



Burger King # 14447
1 Levitt Parkway
Willingboro, NJ 08048
Decor: Garden Grill
Building Type: Custom

CUSTOMER
Ampler Development

SHEET TITLE:
PROJECT
COVER PAGE

WORK ORDER NUMBER:

FINALS BY:

DRAWN BY:
JOE LOGSDON
SCALE:
NTS
ORIGINAL DATE:
November 8, 2021
PLOT DATE:
November 24, 2021
PROJECT #:
22825-001
SHEET #:
D0.0



FCC COMMERCIAL FURNITURE INC.
8452 OLD HWY 99 N. ROSEBURG, OR 97470 USA
T: 800.322.7328 | F: 541.673.7441 | WWW.FCCFURN.COM
DESIGNED AND BUILT IN U.S.A.

PROPERTY OF FCC COMMERCIAL FURNITURE
THIS IS A FOR DESIGN PURPOSE TO EXPRESS DESIGN CONCEPTS TO THE ARCHITECT, CLIENT, CONTRACTOR AND INSTALLER FOR THE PROJECT SHOWN. THIS DESIGN AND THE CONCEPTS HEREIN SHALL NOT BE ALTERED OR USED AS CONSTRUCTION DOCUMENTS. DO NOT REPRODUCE OR LEND WITHOUT WRITTEN PERMISSION FROM FCC COMMERCIAL FURNITURE INC.

IMPORTANT

WRITTEN DIMENSIONS HAVE PRECEDENCE OVER SCALE IN ALL CASES.

DO NOT SCALE OFF PLANS. CONTACT FCC COMMERCIAL FURNITURE'S REPRESENTATIVE TO VERIFY ANY QUESTIONABLE DIMENSIONS AT TELEPHONE # 800.322.7328

THE GENERAL CONTRACTOR MUST VERIFY ALL BUILDING DIMENSIONS, EQUIPMENT, FURNITURE PLACEMENT, UTILITY LOCATIONS, AND CONDITIONS AT THE JOB SITE.

THE GENERAL CONTRACTOR MUST NOTIFY FCC COMMERCIAL FURNITURE OF ALL DISCREPANCIES AND/OR REQUIRED ADJUSTMENTS PRIOR TO STARTING WORK.

FCC COMMERCIAL FURNITURE HAS PREPARED THESE DOCUMENTS AS ACCURATELY AS POSSIBLE WITH THE ARCHITECTURAL INFORMATION PROVIDED. DUE TO LACK OF ACCURATE AND COMPLETE DIMENSIONED ARCHITECTURAL PLANS, OWNER UNDERSTANDS THAT ADJUSTMENTS TO THE FINAL LOCATIONS OF EQUIPMENT AND/OR FURNITURE PLACEMENT MAY BE REQUIRED AT THE OWNER'S EXPENSE DUE TO DISCREPANCIES BASED ON ACTUAL JOB SITE DIMENSIONS AND CONDITIONS.

REFER TO ARCHITECTURAL OR ENGINEER DRAWINGS FOR COMPLETE AND ACCURATE DIMENSIONS OF BUILDING STRUCTURE.

THESE CONTRACT DOCUMENTS AND THE INFORMATION THEY CONTAIN ARE THE PROPERTY OF FCC COMMERCIAL FURNITURE INC., ROSEBURG, OREGON, 97470.

ALL PREPARED CONTRACT DOCUMENTS MAY NOT BE COPIED, REPRODUCED, USED OR IMPLEMENTED IN ANY WAY, IN PART OR IN WHOLE, WITHOUT THE EXPRESS WRITTEN CONSENT OF FCC COMMERCIAL FURNITURE INC.

ANY UNAUTHORIZED USE OF THESE PLANS WILL RESULT IN PAYMENT DUE FOR SERVICES RENDERED BY FCC COMMERCIAL FURNITURE INC.

ANY DEVIATIONS FROM THESE DRAWINGS FOR ANY REASON SHALL NOT BE DONE WITHOUT CONSENT OF FCC COMMERCIAL FURNITURE INC. IN ADVANCE. IN WRITING. FCC COMMERCIAL FURNITURE IS NOT RESPONSIBLE FOR DEVIATIONS, CHANGES, ADDITIONS, OR DELETIONS NOT REVIEWED AND APPROVED IN ADVANCE BY FCC COMMERCIAL FURNITURE INC.

THESE DOCUMENTS REFLECT SPECIFIC SEATING AND DECOR EQUIPMENT ORDERED OF DATE SHOWN BELOW.

CLIENT:



Burger King # 14447
1 Levitt Parkway
Willingboro, NJ 08048
Decor: Garden Grill
Building Type: Custom

CUSTOMER
Ampler Development

SHEET TITLE:
DINING ROOM
SEATING LAYOUT
WORK ORDER NUMBER:

FINALS BY:

DRAWN BY:
JOE LOGSDON

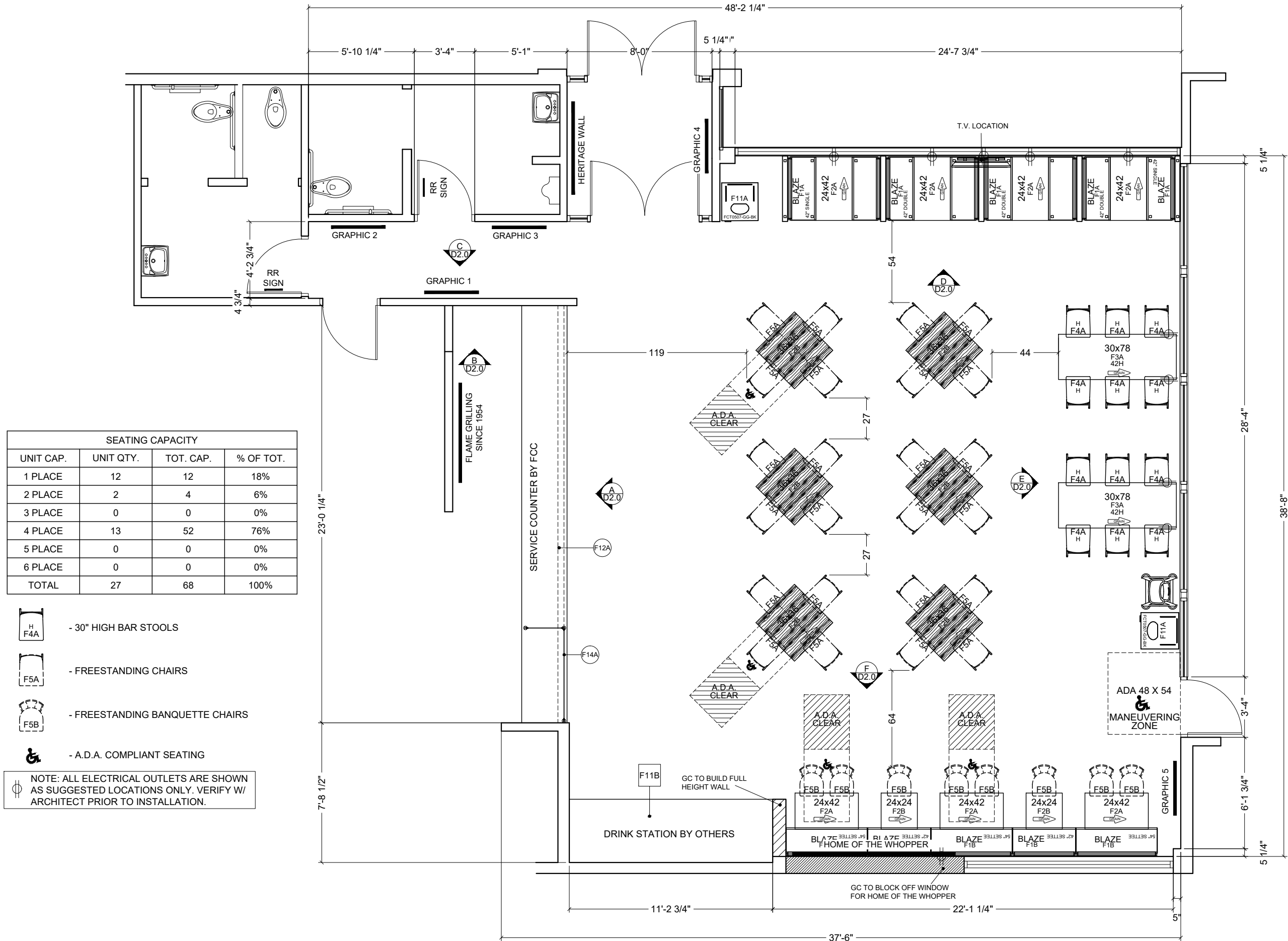
SCALE:
3/16" = 1'-0"

ORIGINAL DATE:
November 8, 2021

PLOT DATE:
November 24, 2021

PROJECT #:
22825-001

SHEET #:
D1.0



SEATING CAPACITY			
UNIT CAP.	UNIT QTY.	TOT. CAP.	% OF TOT.
1 PLACE	12	12	18%
2 PLACE	2	4	6%
3 PLACE	0	0	0%
4 PLACE	13	52	76%
5 PLACE	0	0	0%
6 PLACE	0	0	0%
TOTAL	27	68	100%

- 30" HIGH BAR STOOLS
- FREESTANDING CHAIRS
- FREESTANDING BANQUETTE CHAIRS
- A.D.A. COMPLIANT SEATING

NOTE: ALL ELECTRICAL OUTLETS ARE SHOWN AS SUGGESTED LOCATIONS ONLY. VERIFY W/ ARCHITECT PRIOR TO INSTALLATION.



FCC COMMERCIAL FURNITURE INC.
 8452 OLD HWY 99 N. ROSEBURG, OR 97470 USA
 T. 800.322.7328 | F. 541.673.7441 | WWW.FCCFURN.COM
 DESIGNED AND BUILT IN U.S.A.

PROPERTY OF FCC COMMERCIAL FURNITURE
 THIS IS A FOR DESIGN PURPOSE TO EXPRESS DESIGN CONCEPTS TO THE ARCHITECT, CLIENT, CONTRACTOR AND INSTALLER FOR THE PROJECT SHOWN. THIS DESIGN AND THE CONCEPTS HEREIN SHALL NOT BE ALTERED OR USED AS CONSTRUCTION DOCUMENTS. DO NOT REPRODUCE OR LEND WITHOUT WRITTEN PERMISSION FROM FCC COMMERCIAL FURNITURE INC.

IMPORTANT

WRITTEN DIMENSIONS HAVE PRECEDENCE OVER SCALE IN ALL CASES.

DO NOT SCALE OFF PLANS. CONTACT FCC COMMERCIAL FURNITURE'S REPRESENTATIVE TO VERIFY ANY QUESTIONABLE DIMENSIONS AT TELEPHONE # 800.322.7328

THE GENERAL CONTRACTOR MUST VERIFY ALL BUILDING DIMENSIONS, EQUIPMENT, FURNITURE PLACEMENT, UTILITY LOCATIONS, AND CONDITIONS AT THE JOB SITE.

THE GENERAL CONTRACTOR MUST NOTIFY FCC COMMERCIAL FURNITURE OF ALL DISCREPANCIES AND/OR REQUIRED ADJUSTMENTS PRIOR TO STARTING WORK.

FCC COMMERCIAL FURNITURE HAS PREPARED THESE DOCUMENTS AS ACCURATELY AS POSSIBLE WITH THE ARCHITECTURAL INFORMATION PROVIDED. DUE TO LACK OF ACCURATE AND COMPLETE DIMENSIONED ARCHITECTURAL PLANS, OWNER UNDERSTANDS THAT ADJUSTMENTS TO THE FINAL LOCATIONS OF EQUIPMENT AND/OR FURNITURE PLACEMENT MAY BE REQUIRED AT THE OWNER'S EXPENSE DUE TO DISCREPANCIES BASED ON ACTUAL JOB SITE DIMENSIONS AND CONDITIONS.

REFER TO ARCHITECTURAL OR ENGINEER DRAWINGS FOR COMPLETE AND ACCURATE DIMENSIONS OF BUILDING STRUCTURE.

THESE CONTRACT DOCUMENTS AND THE INFORMATION THEY CONTAIN ARE THE PROPERTY OF FCC COMMERCIAL FURNITURE INC., ROSEBURG, OREGON, 97470.

ALL PREPARED CONTRACT DOCUMENTS MAY NOT BE COPIED, REPRODUCED, USED OR IMPLEMENTED IN ANY WAY, IN PART OR IN WHOLE, WITHOUT THE EXPRESS WRITTEN CONSENT OF FCC COMMERCIAL FURNITURE INC.

ANY UNAUTHORIZED USE OF THESE PLANS WILL RESULT IN PAYMENT DUE FOR SERVICES RENDERED BY FCC COMMERCIAL FURNITURE INC.

ANY DEVIATIONS FROM THESE DRAWINGS FOR ANY REASON SHALL NOT BE DONE WITHOUT CONSENT OF FCC COMMERCIAL FURNITURE INC. IN ADVANCE. IN WRITING. FCC COMMERCIAL FURNITURE IS NOT RESPONSIBLE FOR DEVIATIONS, CHANGES, ADDITIONS, OR DELETIONS NOT REVIEWED AND APPROVED IN ADVANCE BY FCC COMMERCIAL FURNITURE INC.

THESE DOCUMENTS REFLECT SPECIFIC SEATING AND DECOR EQUIPMENT ORDERED OF DATE SHOWN BELOW.

CLIENT:



Burger King # 14447
 1 Levitt Parkway
 Willingboro, NJ 08048
 Decor: Garden Grill
 Building Type: Custom

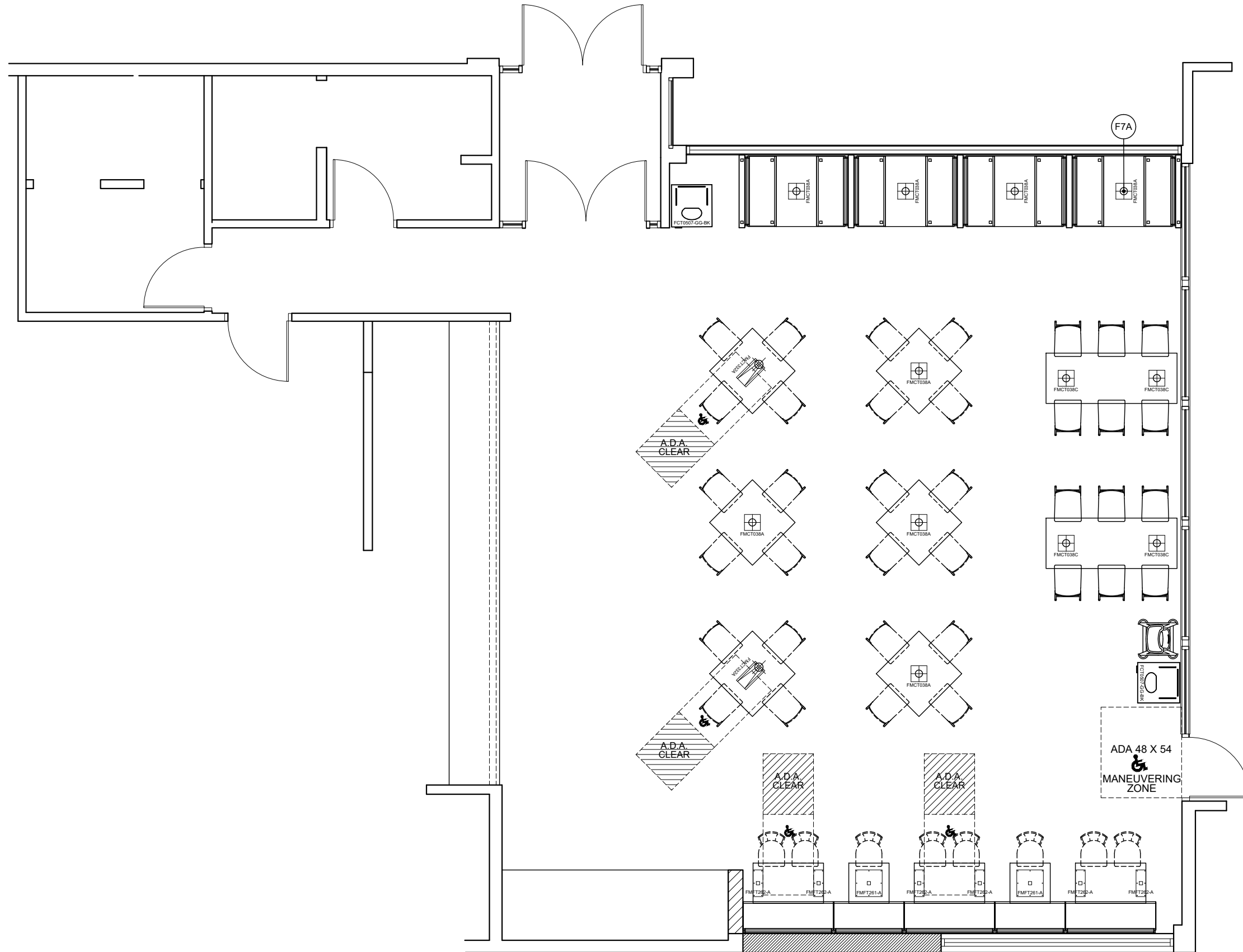
CUSTOMER
Ampler Development

SHEET TITLE:
**DINING ROOM PRELIM.
 METALWORK LAYOUT**
 WORK ORDER NUMBER:

FINALS BY:

DRAWN BY:
JOE LOGSDON
 SCALE:
 3/16" = 1'-0"
 ORIGINAL DATE:
November 8, 2021
 PLOT DATE:
November 24, 2021
 PROJECT #:
22825-001

SHEET #:
D1.1



***Note: Preliminary Metalwork.
 (DO NOT CORE FROM THIS PLAN)**



FCC COMMERCIAL FURNITURE INC.
8452 OLD HWY 99 N. ROSEBURG, OR 97470 USA
T: 800.322.7328 | F: 541.673.7441 | WWW.FCCFURN.COM
DESIGNED AND BUILT IN U.S.A.

PROPERTY OF FCC COMMERCIAL FURNITURE
THIS IS A FOR DESIGN PURPOSE TO EXPRESS DESIGN CONCEPTS TO THE ARCHITECT, CLIENT, CONTRACTOR AND INSTALLER FOR THE PROJECT SHOWN. THIS DESIGN AND THE CONCEPTS HEREIN SHALL NOT BE ALTERED OR USED AS CONSTRUCTION DOCUMENTS. DO NOT REPRODUCE OR LEND WITHOUT WRITTEN PERMISSION FROM FCC COMMERCIAL FURNITURE INC.

IMPORTANT

WRITTEN DIMENSIONS HAVE PRECEDENCE OVER SCALE IN ALL CASES.

DO NOT SCALE OFF PLANS. CONTACT FCC COMMERCIAL FURNITURE'S REPRESENTATIVE TO VERIFY ANY QUESTIONABLE DIMENSIONS AT TELEPHONE # 800.322.7328

THE GENERAL CONTRACTOR MUST VERIFY ALL BUILDING DIMENSIONS, EQUIPMENT, FURNITURE PLACEMENT, UTILITY LOCATIONS, AND CONDITIONS AT THE JOB SITE.

THE GENERAL CONTRACTOR MUST NOTIFY FCC COMMERCIAL FURNITURE OF ALL DISCREPANCIES AND/OR REQUIRED ADJUSTMENTS PRIOR TO STARTING WORK.

FCC COMMERCIAL FURNITURE HAS PREPARED THESE DOCUMENTS AS ACCURATELY AS POSSIBLE WITH THE ARCHITECTURAL INFORMATION PROVIDED. DUE TO LACK OF ACCURATE AND COMPLETE DIMENSIONED ARCHITECTURAL PLANS, OWNER UNDERSTANDS THAT ADJUSTMENTS TO THE FINAL LOCATIONS OF EQUIPMENT AND/OR FURNITURE PLACEMENT MAY BE REQUIRED AT THE OWNER'S EXPENSE DUE TO DISCREPANCIES BASED ON ACTUAL JOB SITE DIMENSIONS AND CONDITIONS.

REFER TO ARCHITECTURAL OR ENGINEER DRAWINGS FOR COMPLETE AND ACCURATE DIMENSIONS OF BUILDING STRUCTURE.

THESE CONTRACT DOCUMENTS AND THE INFORMATION THEY CONTAIN ARE THE PROPERTY OF FCC COMMERCIAL FURNITURE INC., ROSEBURG, OREGON, 97470.

ALL PREPARED CONTRACT DOCUMENTS MAY NOT BE COPIED, REPRODUCED, USED OR IMPLEMENTED IN ANY WAY, IN PART OR IN WHOLE, WITHOUT THE EXPRESS WRITTEN CONSENT OF FCC COMMERCIAL FURNITURE INC.

ANY UNAUTHORIZED USE OF THESE PLANS WILL RESULT IN PAYMENT DUE FOR SERVICES RENDERED BY FCC COMMERCIAL FURNITURE INC.

ANY DEVIATIONS FROM THESE DRAWINGS FOR ANY REASON SHALL NOT BE DONE WITHOUT CONSENT OF FCC COMMERCIAL FURNITURE INC. IN WRITING. FCC COMMERCIAL FURNITURE IS NOT RESPONSIBLE FOR DEVIATIONS, CHANGES, ADDITIONS, OR DELETIONS NOT REVIEWED AND APPROVED IN ADVANCE BY FCC COMMERCIAL FURNITURE INC.

THESE DOCUMENTS REFLECT SPECIFIC SEATING AND DECOR EQUIPMENT ORDERED OF DATE SHOWN BELOW.

CLIENT:



Burger King # 14447
1 Levitt Parkway
Willingboro, NJ 08048
Decor: Garden Grill
Building Type: Custom

CUSTOMER
Ampler Development

SHEET TITLE:
DINING ROOM PRELIM.
METALWORK LAYOUT

WORK ORDER NUMBER:

FINALS BY:

DRAWN BY:
JOE LOGSDON
SCALE:

3/16" = 1'-0"

ORIGINAL DATE:
November 8, 2021

PLOT DATE:
November 24, 2021

PROJECT #:
22825-001

SHEET #:
D1.2

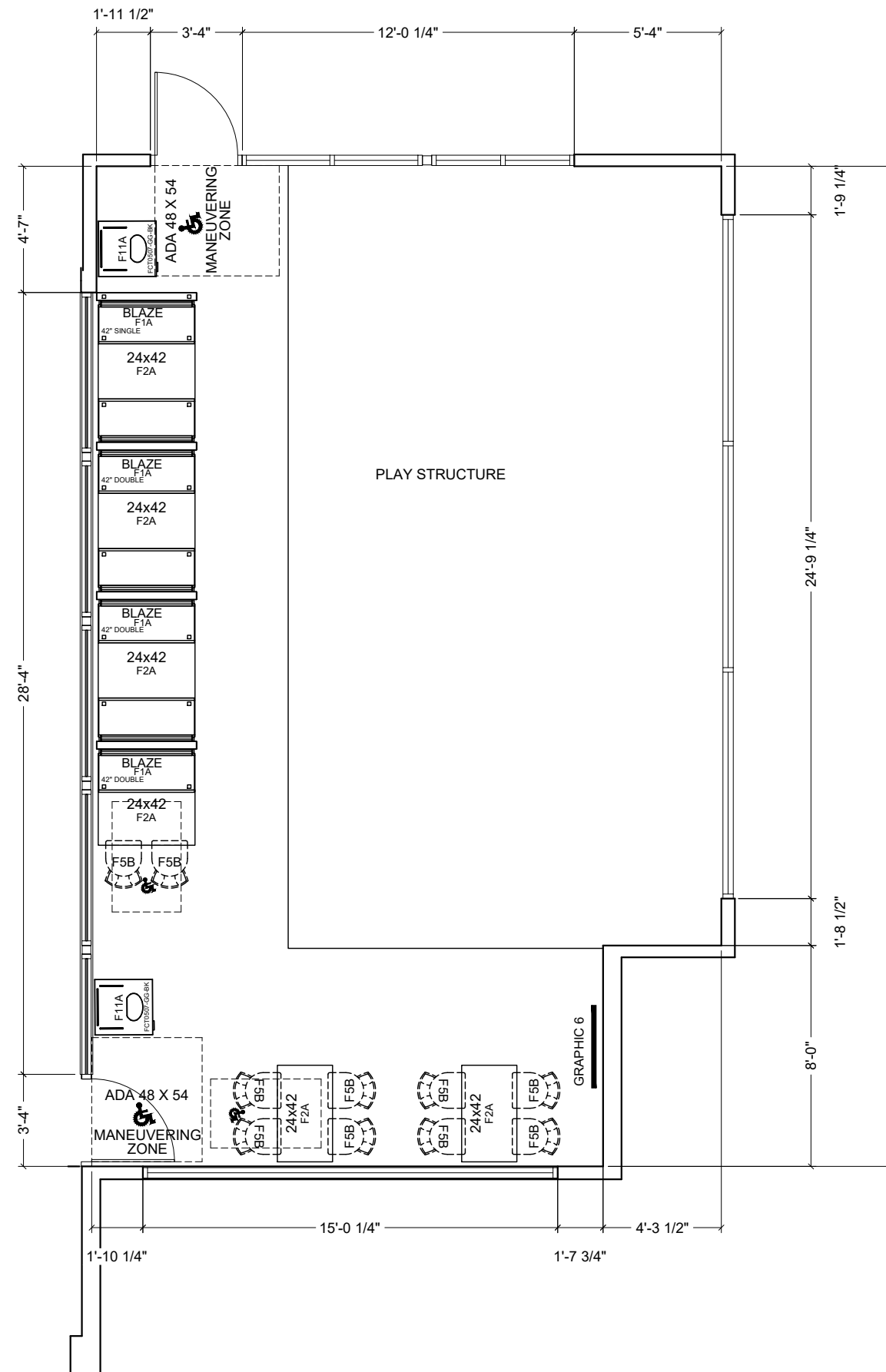
SEATING CAPACITY			
UNIT CAP.	UNIT QTY.	TOT. CAP.	% OF TOT.
1 PLACE	0	0	0%
2 PLACE	0	0	0%
3 PLACE	0	0	0%
4 PLACE	6	24	100%
5 PLACE	0	0	0%
6 PLACE	0	0	0%
TOTAL	6	24	100%



- FREESTANDING BANQUETTE CHAIRS



- A.D.A. COMPLIANT SEATING



PLAY STRUCTURE

GRAPHIC 6



FCC COMMERCIAL FURNITURE INC.
 8452 OLD HWY 99 N. ROSEBURG, OR 97470 USA
 T: 800.322.7328 | F: 541.673.7441 | WWW.FCCFURN.COM
 DESIGNED AND BUILT IN U.S.A.

PROPERTY OF FCC COMMERCIAL FURNITURE
 THIS IS A FOR DESIGN PURPOSE TO EXPRESS DESIGN
 CONCEPTS TO THE ARCHITECT, CLIENT, CONTRACTOR
 AND INSTALLER FOR THE PROJECT SHOWN. THIS DESIGN
 AND THE CONCEPTS HEREIN SHALL
 NOT BE ALTERED OR USED AS CONSTRUCTION
 DOCUMENTS. DO NOT REPRODUCE OR LEND WITHOUT
 WRITTEN PERMISSION FROM FCC COMMERCIAL
 FURNITURE INC.

IMPORTANT

WRITTEN DIMENSIONS HAVE PRECEDENCE OVER SCALE
 IN ALL CASES.

DO NOT SCALE OFF PLANS. CONTACT FCC COMMERCIAL
 FURNITURE'S REPRESENTATIVE TO VERIFY ANY
 QUESTIONABLE DIMENSIONS AT TELEPHONE #
 800.322.7328

THE GENERAL CONTRACTOR MUST VERIFY ALL BUILDING
 DIMENSIONS, EQUIPMENT, FURNITURE PLACEMENT,
 UTILITY LOCATIONS, AND CONDITIONS AT THE JOB SITE.

THE GENERAL CONTRACTOR MUST NOTIFY FCC
 COMMERCIAL FURNITURE OF ALL DISCREPANCIES
 AND/OR REQUIRED ADJUSTMENTS PRIOR TO STARTING
 WORK.

FCC COMMERCIAL FURNITURE HAS PREPARED THESE
 DOCUMENTS AS ACCURATELY AS POSSIBLE WITH THE
 ARCHITECTURAL INFORMATION PROVIDED. DUE TO LACK
 OF ACCURATE AND COMPLETE DIMENSIONED
 ARCHITECTURAL PLANS, OWNER UNDERSTANDS THAT
 ADJUSTMENTS TO THE FINAL LOCATIONS OF EQUIPMENT
 AND/OR FURNITURE PLACEMENT MAY BE REQUIRED AT
 THE OWNER'S EXPENSE DUE TO DISCREPANCIES BASED
 ON ACTUAL JOB SITE DIMENSIONS AND CONDITIONS.

REFER TO ARCHITECTURAL OR ENGINEER DRAWINGS
 FOR COMPLETE AND ACCURATE DIMENSIONS OF
 BUILDING STRUCTURE.

THESE CONTRACT DOCUMENTS AND THE INFORMATION
 THEY CONTAIN ARE THE PROPERTY OF FCC COMMERCIAL
 FURNITURE INC., ROSEBURG, OREGON, 97470.

ALL PREPARED CONTRACT DOCUMENTS MAY NOT BE
 COPIED, REPRODUCED, USED OR IMPLEMENTED IN ANY
 WAY, IN PART OR IN WHOLE, WITHOUT THE EXPRESS
 WRITTEN CONSENT OF FCC COMMERCIAL FURNITURE INC.

ANY UNAUTHORIZED USE OF THESE PLANS WILL RESULT
 IN PAYMENT DUE FOR SERVICES RENDERED BY FCC
 COMMERCIAL FURNITURE INC.

ANY DEVIATIONS FROM THESE DRAWINGS FOR ANY
 REASON SHALL NOT BE DONE WITHOUT CONSENT OF FCC
 COMMERCIAL FURNITURE INC. IN ADVANCE. IN WRITING.
 FCC COMMERCIAL FURNITURE IS NOT RESPONSIBLE FOR
 DEVIATIONS, CHANGES, ADDITIONS, OR DELETIONS NOT
 REVIEWED AND APPROVED IN ADVANCE BY FCC
 COMMERCIAL FURNITURE INC.

THESE DOCUMENTS REFLECT SPECIFIC SEATING AND
 DECOR EQUIPMENT ORDERED OF DATE SHOWN BELOW.

CLIENT:



Burger King # 14447
 1 Levitt Parkway
 Willingboro, NJ 08048
 Decor: Garden Grill
 Building Type: Custom

CUSTOMER
Ampler Development

SHEET TITLE:
**PATIO
 SEATING LAYOUT**

WORK ORDER NUMBER:

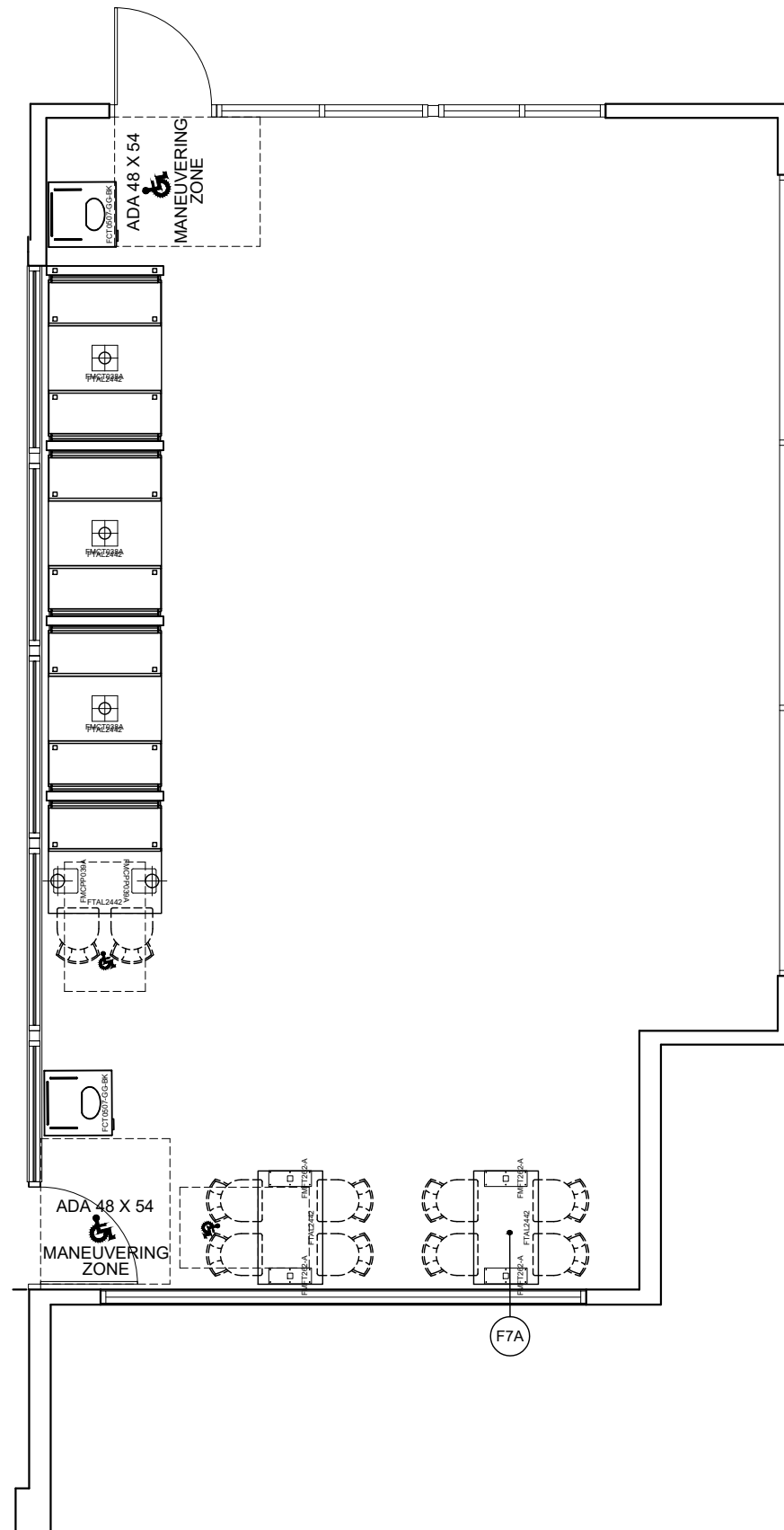
FINALS BY:

DRAWN BY:
 JOE LOGSDON
 SCALE:
 3/16" = 1'-0"
 ORIGINAL DATE:
 November 8, 2021

PLOT DATE:
 November 24, 2021

PROJECT #:
22825-001

SHEET #:
D1.3



***Note: Preliminary Metalwork.
 (DO NOT CORE FROM THIS PLAN)**



FCC COMMERCIAL FURNITURE INC.
8452 OLD HWY 99 N. ROSEBURG, OR 97470 USA
T: 800.322.7328 | F: 541.673.7441 | WWW.FCCFURN.COM
DESIGNED AND BUILT IN U.S.A.

PROPERTY OF FCC COMMERCIAL FURNITURE
THIS IS A FOR DESIGN PURPOSE TO EXPRESS DESIGN CONCEPTS TO THE ARCHITECT, CLIENT, CONTRACTOR AND INSTALLER FOR THE PROJECT SHOWN. THIS DESIGN AND THE CONCEPTS HEREIN SHALL NOT BE ALTERED OR USED AS CONSTRUCTION DOCUMENTS. DO NOT REPRODUCE OR LEND WITHOUT WRITTEN PERMISSION FROM FCC COMMERCIAL FURNITURE INC.

IMPORTANT

WRITTEN DIMENSIONS HAVE PRECEDENCE OVER SCALE IN ALL CASES.

DO NOT SCALE OFF PLANS. CONTACT FCC COMMERCIAL FURNITURE'S REPRESENTATIVE TO VERIFY ANY QUESTIONABLE DIMENSIONS AT TELEPHONE # 800.322.7328

THE GENERAL CONTRACTOR MUST VERIFY ALL BUILDING DIMENSIONS, EQUIPMENT, FURNITURE PLACEMENT, UTILITY LOCATIONS, AND CONDITIONS AT THE JOB SITE.

THE GENERAL CONTRACTOR MUST NOTIFY FCC COMMERCIAL FURNITURE OF ALL DISCREPANCIES AND/OR REQUIRED ADJUSTMENTS PRIOR TO STARTING WORK.

FCC COMMERCIAL FURNITURE HAS PREPARED THESE DOCUMENTS AS ACCURATELY AS POSSIBLE WITH THE ARCHITECTURAL INFORMATION PROVIDED. DUE TO LACK OF ACCURATE AND COMPLETE DIMENSIONED ARCHITECTURAL PLANS, OWNER UNDERSTANDS THAT ADJUSTMENTS TO THE FINAL LOCATIONS OF EQUIPMENT AND/OR FURNITURE PLACEMENT MAY BE REQUIRED AT THE OWNER'S EXPENSE DUE TO DISCREPANCIES BASED ON ACTUAL JOB SITE DIMENSIONS AND CONDITIONS.

REFER TO ARCHITECTURAL OR ENGINEER DRAWINGS FOR COMPLETE AND ACCURATE DIMENSIONS OF BUILDING STRUCTURE.

THESE CONTRACT DOCUMENTS AND THE INFORMATION THEY CONTAIN ARE THE PROPERTY OF FCC COMMERCIAL FURNITURE INC., ROSEBURG, OREGON, 97470.

ALL PREPARED CONTRACT DOCUMENTS MAY NOT BE COPIED, REPRODUCED, USED OR IMPLEMENTED IN ANY WAY, IN PART OR IN WHOLE, WITHOUT THE EXPRESS WRITTEN CONSENT OF FCC COMMERCIAL FURNITURE INC.

ANY UNAUTHORIZED USE OF THESE PLANS WILL RESULT IN PAYMENT DUE FOR SERVICES RENDERED BY FCC COMMERCIAL FURNITURE INC.

ANY DEVIATIONS FROM THESE DRAWINGS FOR ANY REASON SHALL NOT BE DONE WITHOUT CONSENT OF FCC COMMERCIAL FURNITURE INC. IN ADVANCE. IN WRITING. FCC COMMERCIAL FURNITURE IS NOT RESPONSIBLE FOR DEVIATIONS, CHANGES, ADDITIONS, OR DELETIONS NOT REVIEWED AND APPROVED IN ADVANCE BY FCC COMMERCIAL FURNITURE INC.

THESE DOCUMENTS REFLECT SPECIFIC SEATING AND DECOR EQUIPMENT ORDERED OF DATE SHOWN BELOW.

CLIENT:



Burger King # 14447
1 Levitt Parkway
Willingboro, NJ 08048
Decor: Garden Grill
Building Type: Custom

CUSTOMER
Ampler Development

SHEET TITLE:
INTERIOR BUILDING ELEVATIONS

WORK ORDER NUMBER:

FINALS BY:

DRAWN BY:
JOE LOGSDON
SCALE:

1/4" = 1'-0"

ORIGINAL DATE:

November 8, 2021

PLOT DATE:

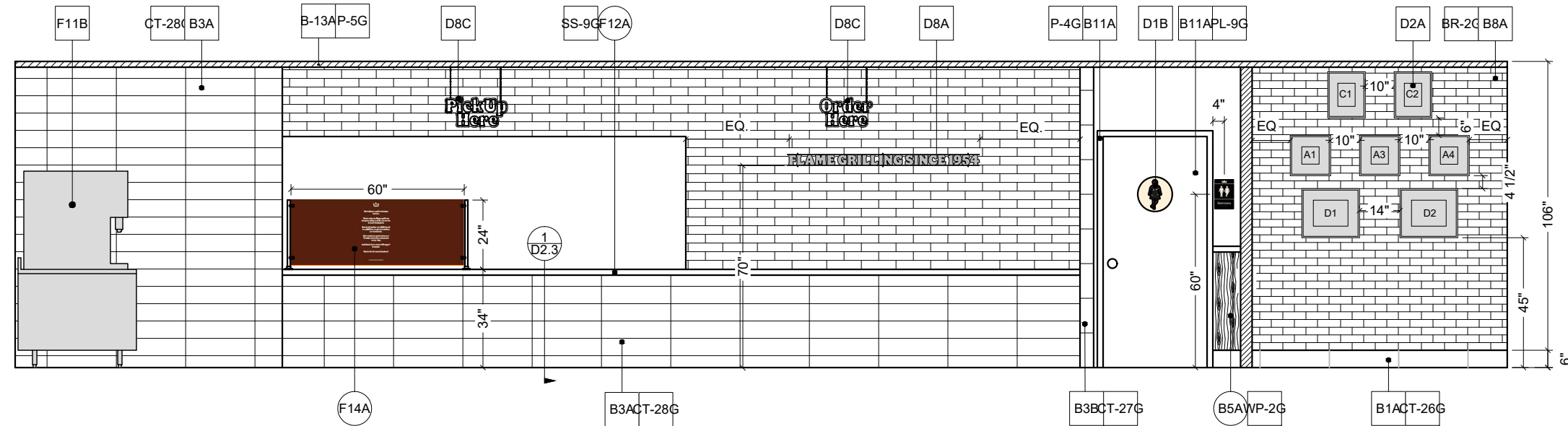
November 24, 2021

PROJECT #:

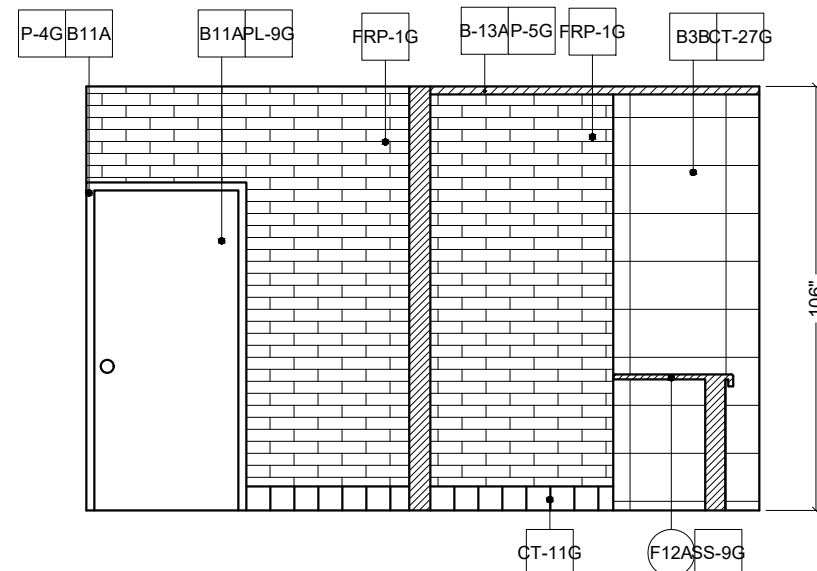
22825-001

SHEET #:

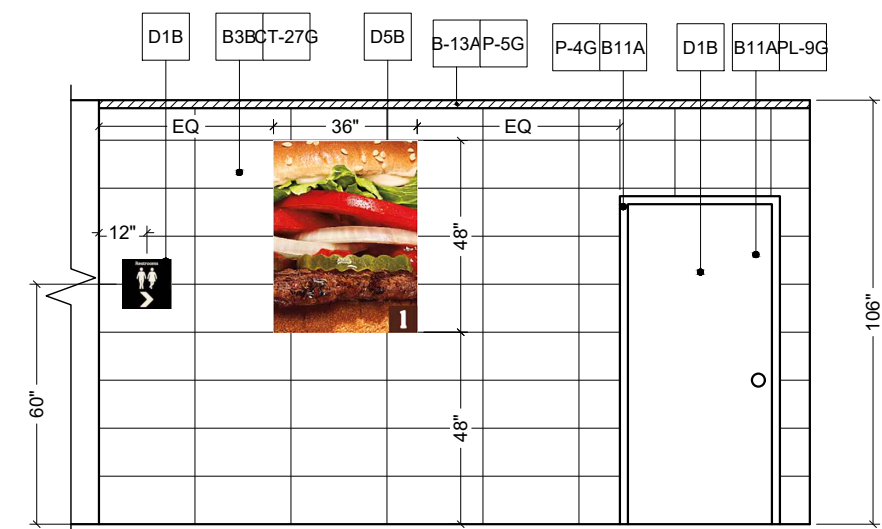
D2.0



A ELEVATION
1/4" = 1'-0"



B ELEVATION
1/4" = 1'-0"



C ELEVATION
1/4" = 1'-0"



FCC COMMERCIAL FURNITURE INC.
8452 OLD HWY 99 N. ROSEBURG, OR 97470 USA
T: 800.322.7328 | F: 541.673.7441 | WWW.FCCFURN.COM
DESIGNED AND BUILT IN U.S.A.

PROPERTY OF FCC COMMERCIAL FURNITURE
THIS IS A FOR DESIGN PURPOSE TO EXPRESS DESIGN CONCEPTS TO THE ARCHITECT, CLIENT, CONTRACTOR AND INSTALLER FOR THE PROJECT SHOWN. THIS DESIGN AND THE CONCEPTS HEREIN SHALL NOT BE ALTERED OR USED AS CONSTRUCTION DOCUMENTS. DO NOT REPRODUCE OR LEND WITHOUT WRITTEN PERMISSION FROM FCC COMMERCIAL FURNITURE INC.

IMPORTANT

WRITTEN DIMENSIONS HAVE PRECEDENCE OVER SCALE IN ALL CASES.

DO NOT SCALE OFF PLANS. CONTACT FCC COMMERCIAL FURNITURE'S REPRESENTATIVE TO VERIFY ANY QUESTIONABLE DIMENSIONS AT TELEPHONE # 800.322.7328

THE GENERAL CONTRACTOR MUST VERIFY ALL BUILDING DIMENSIONS, EQUIPMENT, FURNITURE PLACEMENT, UTILITY LOCATIONS, AND CONDITIONS AT THE JOB SITE.

THE GENERAL CONTRACTOR MUST NOTIFY FCC COMMERCIAL FURNITURE OF ALL DISCREPANCIES AND/OR REQUIRED ADJUSTMENTS PRIOR TO STARTING WORK.

FCC COMMERCIAL FURNITURE HAS PREPARED THESE DOCUMENTS AS ACCURATELY AS POSSIBLE WITH THE ARCHITECTURAL INFORMATION PROVIDED. DUE TO LACK OF ACCURATE AND COMPLETE DIMENSIONED ARCHITECTURAL PLANS, OWNER UNDERSTANDS THAT ADJUSTMENTS TO THE FINAL LOCATIONS OF EQUIPMENT AND/OR FURNITURE PLACEMENT MAY BE REQUIRED AT THE OWNER'S EXPENSE DUE TO DISCREPANCIES BASED ON ACTUAL JOB SITE DIMENSIONS AND CONDITIONS.

REFER TO ARCHITECTURAL OR ENGINEER DRAWINGS FOR COMPLETE AND ACCURATE DIMENSIONS OF BUILDING STRUCTURE.

THESE CONTRACT DOCUMENTS AND THE INFORMATION THEY CONTAIN ARE THE PROPERTY OF FCC COMMERCIAL FURNITURE INC., ROSEBURG, OREGON, 97470.

ALL PREPARED CONTRACT DOCUMENTS MAY NOT BE COPIED, REPRODUCED, USED OR IMPLEMENTED IN ANY WAY, IN PART OR IN WHOLE, WITHOUT THE EXPRESS WRITTEN CONSENT OF FCC COMMERCIAL FURNITURE INC.

ANY UNAUTHORIZED USE OF THESE PLANS WILL RESULT IN PAYMENT DUE FOR SERVICES RENDERED BY FCC COMMERCIAL FURNITURE INC.

ANY DEVIATIONS FROM THESE DRAWINGS FOR ANY REASON SHALL NOT BE DONE WITHOUT CONSENT OF FCC COMMERCIAL FURNITURE INC. IN WRITING. FCC COMMERCIAL FURNITURE IS NOT RESPONSIBLE FOR DEVIATIONS, CHANGES, ADDITIONS, OR DELETIONS NOT REVIEWED AND APPROVED IN ADVANCE BY FCC COMMERCIAL FURNITURE INC.

THESE DOCUMENTS REFLECT SPECIFIC SEATING AND DECOR EQUIPMENT ORDERED OF DATE SHOWN BELOW.

CLIENT:



Burger King # 14447
1 Levitt Parkway
Willingboro, NJ 08048
Decor: Garden Grill
Building Type: Custom

CUSTOMER
Ampler Development

SHEET TITLE:
INTERIOR BUILDING
ELEVATIONS

WORK ORDER NUMBER:

FINALS BY:

DRAWN BY:
JOE LOGSDON
SCALE:

1/4" = 1'-0"

ORIGINAL DATE:
November 8, 2021

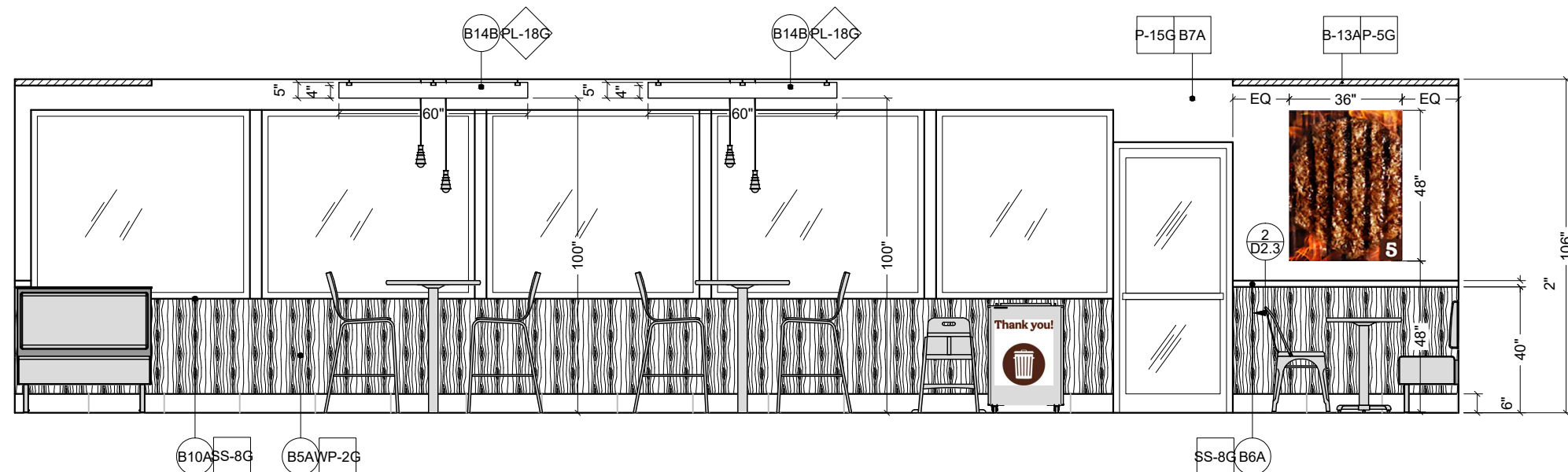
PLOT DATE:
November 24, 2021

PROJECT #:
22825-001

SHEET #:
D2.1



D ELEVATION
1/4" = 1'-0"



E ELEVATION
1/4" = 1'-0"



FCC COMMERCIAL FURNITURE INC.
8452 OLD HWY 99 N. ROSEBURG, OR 97470 USA
T: 800.322.7328 | F: 541.673.7441 | WWW.FCCFURN.COM
DESIGNED AND BUILT IN U.S.A.

PROPERTY OF FCC COMMERCIAL FURNITURE
THIS IS A FOR DESIGN PURPOSE TO EXPRESS DESIGN CONCEPTS TO THE ARCHITECT, CLIENT, CONTRACTOR AND INSTALLER FOR THE PROJECT SHOWN. THIS DESIGN AND THE CONCEPTS HEREIN SHALL NOT BE ALTERED OR USED AS CONSTRUCTION DOCUMENTS. DO NOT REPRODUCE OR LEND WITHOUT WRITTEN PERMISSION FROM FCC COMMERCIAL FURNITURE INC.

IMPORTANT

WRITTEN DIMENSIONS HAVE PRECEDENCE OVER SCALE IN ALL CASES.

DO NOT SCALE OFF PLANS. CONTACT FCC COMMERCIAL FURNITURE'S REPRESENTATIVE TO VERIFY ANY QUESTIONABLE DIMENSIONS AT TELEPHONE # 800.322.7328

THE GENERAL CONTRACTOR MUST VERIFY ALL BUILDING DIMENSIONS, EQUIPMENT, FURNITURE PLACEMENT, UTILITY LOCATIONS, AND CONDITIONS AT THE JOB SITE.

THE GENERAL CONTRACTOR MUST NOTIFY FCC COMMERCIAL FURNITURE OF ALL DISCREPANCIES AND/OR REQUIRED ADJUSTMENTS PRIOR TO STARTING WORK.

FCC COMMERCIAL FURNITURE HAS PREPARED THESE DOCUMENTS AS ACCURATELY AS POSSIBLE WITH THE ARCHITECTURAL INFORMATION PROVIDED. DUE TO LACK OF ACCURATE AND COMPLETE DIMENSIONED ARCHITECTURAL PLANS, OWNER UNDERSTANDS THAT ADJUSTMENTS TO THE FINAL LOCATIONS OF EQUIPMENT AND/OR FURNITURE PLACEMENT MAY BE REQUIRED AT THE OWNER'S EXPENSE DUE TO DISCREPANCIES BASED ON ACTUAL JOB SITE DIMENSIONS AND CONDITIONS.

REFER TO ARCHITECTURAL OR ENGINEER DRAWINGS FOR COMPLETE AND ACCURATE DIMENSIONS OF BUILDING STRUCTURE.

THESE CONTRACT DOCUMENTS AND THE INFORMATION THEY CONTAIN ARE THE PROPERTY OF FCC COMMERCIAL FURNITURE INC., ROSEBURG, OREGON, 97470.

ALL PREPARED CONTRACT DOCUMENTS MAY NOT BE COPIED, REPRODUCED, USED OR IMPLEMENTED IN ANY WAY, IN PART OR IN WHOLE, WITHOUT THE EXPRESS WRITTEN CONSENT OF FCC COMMERCIAL FURNITURE INC.

ANY UNAUTHORIZED USE OF THESE PLANS WILL RESULT IN PAYMENT DUE FOR SERVICES RENDERED BY FCC COMMERCIAL FURNITURE INC.

ANY DEVIATIONS FROM THESE DRAWINGS FOR ANY REASON SHALL NOT BE DONE WITHOUT CONSENT OF FCC COMMERCIAL FURNITURE INC. IN ADVANCE. IN WRITING. FCC COMMERCIAL FURNITURE IS NOT RESPONSIBLE FOR DEVIATIONS, CHANGES, ADDITIONS, OR DELETIONS NOT REVIEWED AND APPROVED IN ADVANCE BY FCC COMMERCIAL FURNITURE INC.

THESE DOCUMENTS REFLECT SPECIFIC SEATING AND DECOR EQUIPMENT ORDERED OF DATE SHOWN BELOW.

CLIENT:



Burger King # 14447
1 Levitt Parkway
Willingboro, NJ 08048
Decor: Garden Grill
Building Type: Custom

CUSTOMER
Ampler Development

SHEET TITLE:
INTERIOR BUILDING
ELEVATIONS

WORK ORDER NUMBER:

FINALS BY:

DRAWN BY:
JOE LOGSDON
SCALE:

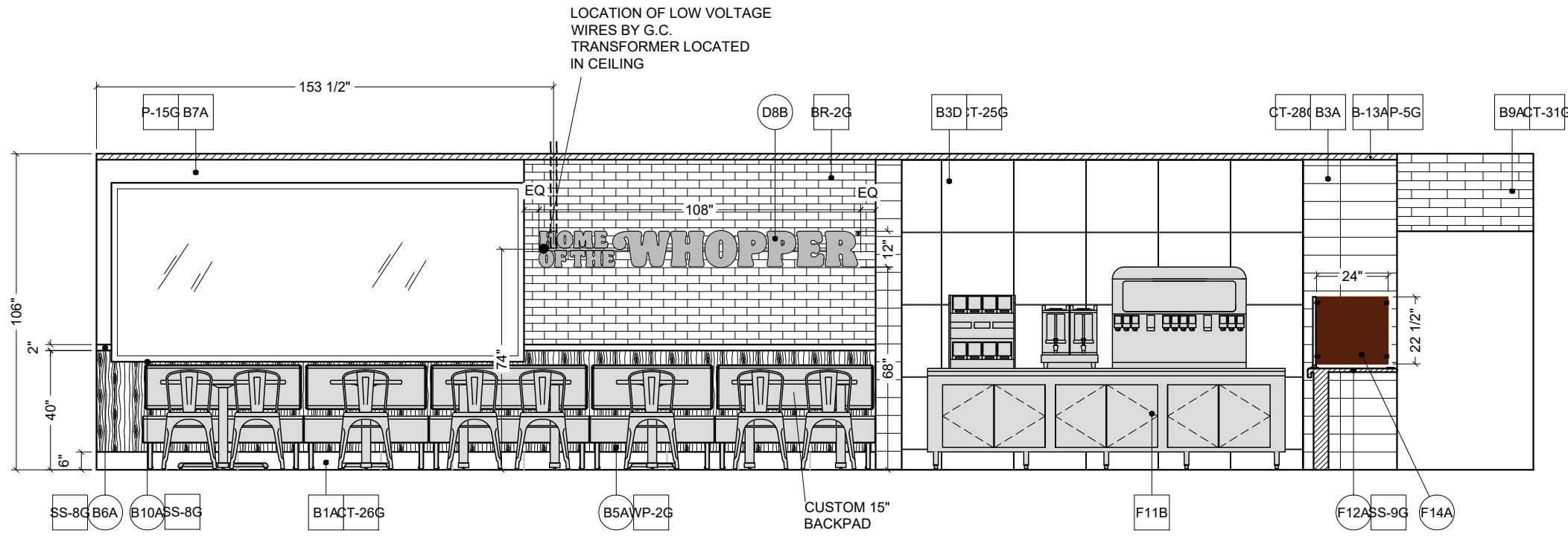
1/4" = 1'-0"

ORIGINAL DATE:
November 8, 2021

PLOT DATE:
November 24, 2021

PROJECT #:
22825-001

SHEET #:
D2.2



LOCATION OF LOW VOLTAGE
WIRES BY G.C.
TRANSFORMER LOCATED
IN CEILING

F ELEVATION
1/4" = 1'-0"



FCC COMMERCIAL FURNITURE INC.
8452 OLD HWY 99 N. ROSEBURG, OR 97470 USA
T: 800.322.7328 | F: 541.673.7441 | WWW.FCCFURN.COM
DESIGNED AND BUILT IN U.S.A.

PROPERTY OF FCC COMMERCIAL FURNITURE
THIS IS A FOR DESIGN PURPOSE TO EXPRESS DESIGN CONCEPTS TO THE ARCHITECT, CLIENT, CONTRACTOR AND INSTALLER FOR THE PROJECT SHOWN. THIS DESIGN AND THE CONCEPTS HEREIN SHALL NOT BE ALTERED OR USED AS CONSTRUCTION DOCUMENTS. DO NOT REPRODUCE OR LEND WITHOUT WRITTEN PERMISSION FROM FCC COMMERCIAL FURNITURE INC.

IMPORTANT

WRITTEN DIMENSIONS HAVE PRECEDENCE OVER SCALE IN ALL CASES.

DO NOT SCALE OFF PLANS. CONTACT FCC COMMERCIAL FURNITURE'S REPRESENTATIVE TO VERIFY ANY QUESTIONABLE DIMENSIONS AT TELEPHONE # 800.322.7328

THE GENERAL CONTRACTOR MUST VERIFY ALL BUILDING DIMENSIONS, EQUIPMENT, FURNITURE PLACEMENT, UTILITY LOCATIONS, AND CONDITIONS AT THE JOB SITE.

THE GENERAL CONTRACTOR MUST NOTIFY FCC COMMERCIAL FURNITURE OF ALL DISCREPANCIES AND/OR REQUIRED ADJUSTMENTS PRIOR TO STARTING WORK.

FCC COMMERCIAL FURNITURE HAS PREPARED THESE DOCUMENTS AS ACCURATELY AS POSSIBLE WITH THE ARCHITECTURAL INFORMATION PROVIDED. DUE TO LACK OF ACCURATE AND COMPLETE DIMENSIONED ARCHITECTURAL PLANS, OWNER UNDERSTANDS THAT ADJUSTMENTS TO THE FINAL LOCATIONS OF EQUIPMENT AND/OR FURNITURE PLACEMENT MAY BE REQUIRED AT THE OWNER'S EXPENSE DUE TO DISCREPANCIES BASED ON ACTUAL JOB SITE DIMENSIONS AND CONDITIONS.

REFER TO ARCHITECTURAL OR ENGINEER DRAWINGS FOR COMPLETE AND ACCURATE DIMENSIONS OF BUILDING STRUCTURE.

THESE CONTRACT DOCUMENTS AND THE INFORMATION THEY CONTAIN ARE THE PROPERTY OF FCC COMMERCIAL FURNITURE INC., ROSEBURG, OREGON, 97470.

ALL PREPARED CONTRACT DOCUMENTS MAY NOT BE COPIED, REPRODUCED, USED OR IMPLEMENTED IN ANY WAY, IN PART OR IN WHOLE, WITHOUT THE EXPRESS WRITTEN CONSENT OF FCC COMMERCIAL FURNITURE INC.

ANY UNAUTHORIZED USE OF THESE PLANS WILL RESULT IN PAYMENT DUE FOR SERVICES RENDERED BY FCC COMMERCIAL FURNITURE INC.

ANY DEVIATIONS FROM THESE DRAWINGS FOR ANY REASON SHALL NOT BE DONE WITHOUT CONSENT OF FCC COMMERCIAL FURNITURE INC. IN WRITING. FCC COMMERCIAL FURNITURE IS NOT RESPONSIBLE FOR DEVIATIONS, CHANGES, ADDITIONS, OR DELETIONS NOT REVIEWED AND APPROVED IN ADVANCE BY FCC COMMERCIAL FURNITURE INC.

THESE DOCUMENTS REFLECT SPECIFIC SEATING AND DECOR EQUIPMENT ORDERED OF DATE SHOWN BELOW.

CLIENT:



Burger King # 14447
1 Levitt Parkway
Willingboro, NJ 08048
Decor: Garden Grill
Building Type: Custom

CUSTOMER
Ampler Development

SHEET TITLE:
INTERIOR BUILDING
ELEVATIONS

WORK ORDER NUMBER:

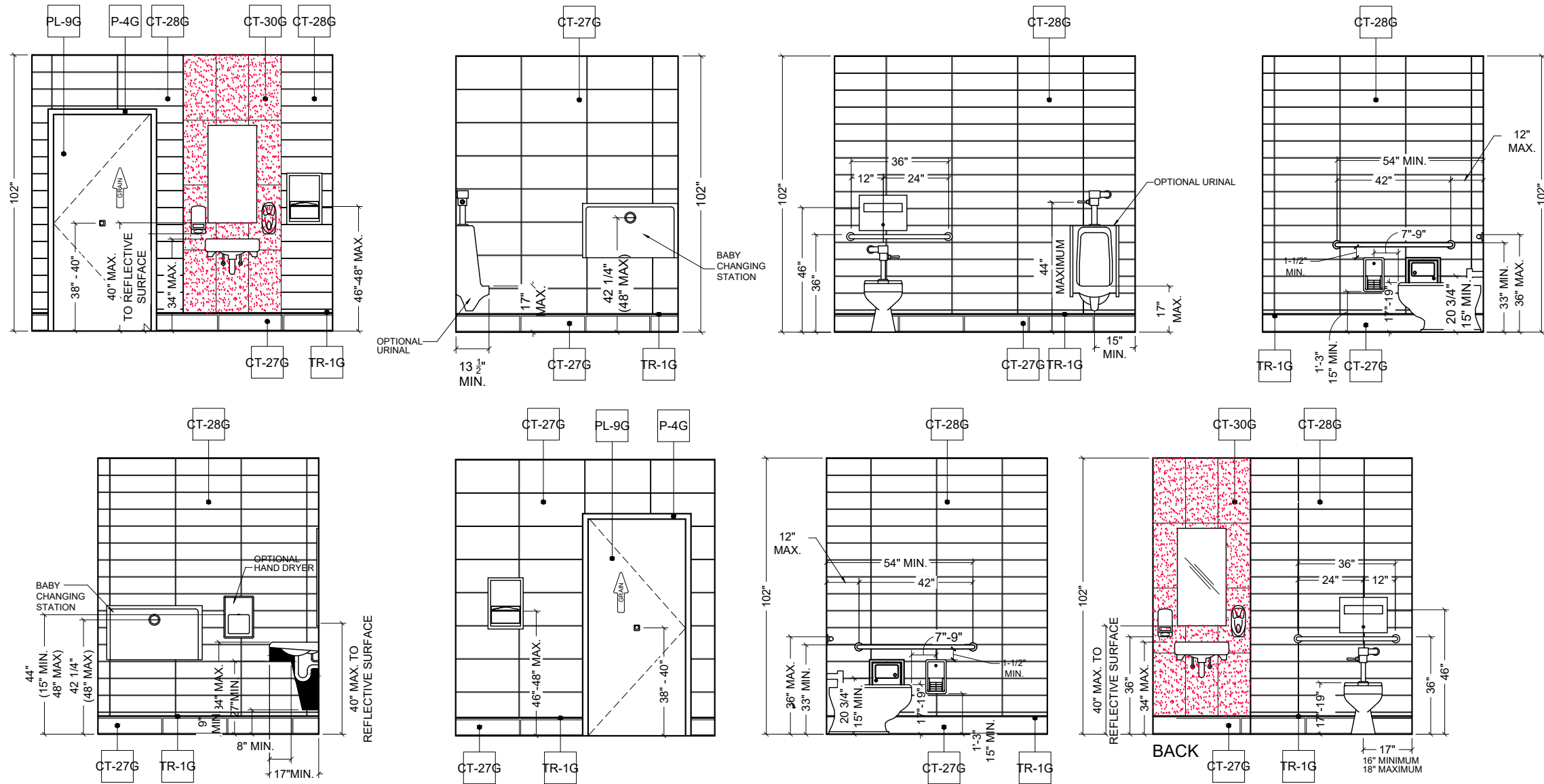
FINALS BY:

DRAWN BY:
JOE LOGSDON
SCALE:
1/4" = 1'-0"
ORIGINAL DATE:
November 8, 2021
PLOT DATE:
November 24, 2021
PROJECT #:

22825-001

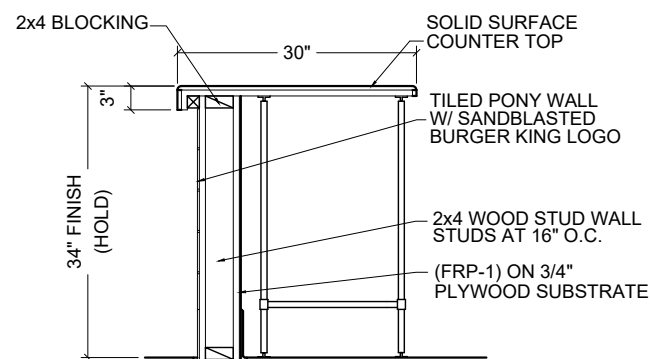
SHEET #:

D2.3

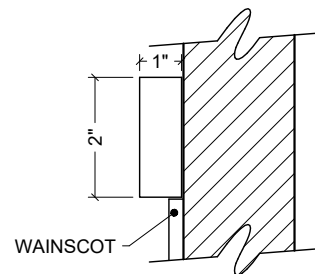


TYPICAL RESTROOM FINISH ELEVATIONS
RE : WALL FINISH PLAN

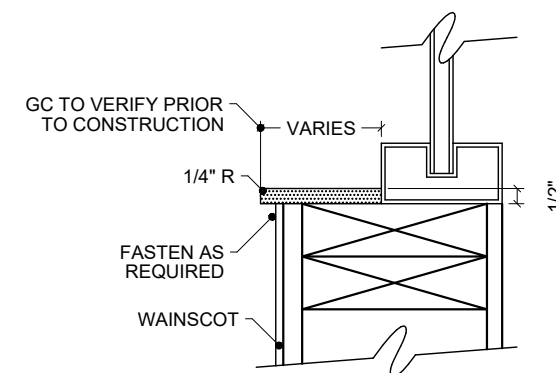
NOTE:
REFER TO 20/20 GARDEN GRILL DECOR GUIDELINES FOUND AT DESIGNWITHBK.COM (INTERIOR DESIGN GUIDELINES) FOR REQUIRED RESTROOM GRAPHICS.



1 SECTION AT SERVICE COUNTER (F12A)
N.T.S.



2 SECTION AT CHAIR RAIL (B6A)
N.T.S.



3 SECTION AT WINDOW SILLS (B10A)
N.T.S.



FCC COMMERCIAL FURNITURE INC.
 8452 OLD HWY 99 N. ROSEBURG, OR 97470 USA
 T: 800.322.7328 | F: 541.673.7441 | WWW.FCCFURN.COM
 DESIGNED AND BUILT IN U.S.A.

PROPERTY OF FCC COMMERCIAL FURNITURE
 THIS IS A FOR DESIGN PURPOSE TO EXPRESS DESIGN CONCEPTS TO THE ARCHITECT, CLIENT, CONTRACTOR AND INSTALLER FOR THE PROJECT SHOWN. THIS DESIGN AND THE CONCEPTS HEREIN SHALL NOT BE ALTERED OR USED AS CONSTRUCTION DOCUMENTS. DO NOT REPRODUCE OR LEND WITHOUT WRITTEN PERMISSION FROM FCC COMMERCIAL FURNITURE INC.

IMPORTANT

WRITTEN DIMENSIONS HAVE PRECEDENCE OVER SCALE IN ALL CASES.

DO NOT SCALE OFF PLANS. CONTACT FCC COMMERCIAL FURNITURE'S REPRESENTATIVE TO VERIFY ANY QUESTIONABLE DIMENSIONS AT TELEPHONE # 800.322.7328

THE GENERAL CONTRACTOR MUST VERIFY ALL BUILDING DIMENSIONS, EQUIPMENT, FURNITURE PLACEMENT, UTILITY LOCATIONS, AND CONDITIONS AT THE JOB SITE.

THE GENERAL CONTRACTOR MUST NOTIFY FCC COMMERCIAL FURNITURE OF ALL DISCREPANCIES AND/OR REQUIRED ADJUSTMENTS PRIOR TO STARTING WORK.

FCC COMMERCIAL FURNITURE HAS PREPARED THESE DOCUMENTS AS ACCURATELY AS POSSIBLE WITH THE ARCHITECTURAL INFORMATION PROVIDED. DUE TO LACK OF ACCURATE AND COMPLETE DIMENSIONED ARCHITECTURAL PLANS, OWNER UNDERSTANDS THAT ADJUSTMENTS TO THE FINAL LOCATIONS OF EQUIPMENT AND/OR FURNITURE PLACEMENT MAY BE REQUIRED AT THE OWNER'S EXPENSE DUE TO DISCREPANCIES BASED ON ACTUAL JOB SITE DIMENSIONS AND CONDITIONS.

REFER TO ARCHITECTURAL OR ENGINEER DRAWINGS FOR COMPLETE AND ACCURATE DIMENSIONS OF BUILDING STRUCTURE.

THESE CONTRACT DOCUMENTS AND THE INFORMATION THEY CONTAIN ARE THE PROPERTY OF FCC COMMERCIAL FURNITURE INC., ROSEBURG, OREGON, 97470.

ALL PREPARED CONTRACT DOCUMENTS MAY NOT BE COPIED, REPRODUCED, USED OR IMPLEMENTED IN ANY WAY, IN PART OR IN WHOLE, WITHOUT THE EXPRESS WRITTEN CONSENT OF FCC COMMERCIAL FURNITURE INC.

ANY UNAUTHORIZED USE OF THESE PLANS WILL RESULT IN PAYMENT DUE FOR SERVICES RENDERED BY FCC COMMERCIAL FURNITURE INC.

ANY DEVIATIONS FROM THESE DRAWINGS FOR ANY REASON SHALL NOT BE DONE WITHOUT CONSENT OF FCC COMMERCIAL FURNITURE INC. IN WRITING. FCC COMMERCIAL FURNITURE IS NOT RESPONSIBLE FOR DEVIATIONS, CHANGES, ADDITIONS, OR DELETIONS NOT REVIEWED AND APPROVED IN ADVANCE BY FCC COMMERCIAL FURNITURE INC.

THESE DOCUMENTS REFLECT SPECIFIC SEATING AND DECOR EQUIPMENT ORDERED OF DATE SHOWN BELOW.

CLIENT:



Burger King # 14447
 1 Levitt Parkway
 Willingboro, NJ 08048
 Decor: Garden Grill
 Building Type: Custom

CUSTOMER
Ampler Development

SHEET TITLE:
 DECOR
 ELEVATIONS

WORK ORDER NUMBER:

FINALS BY:

DRAWN BY:
 JOE LOGSDON
 SCALE:

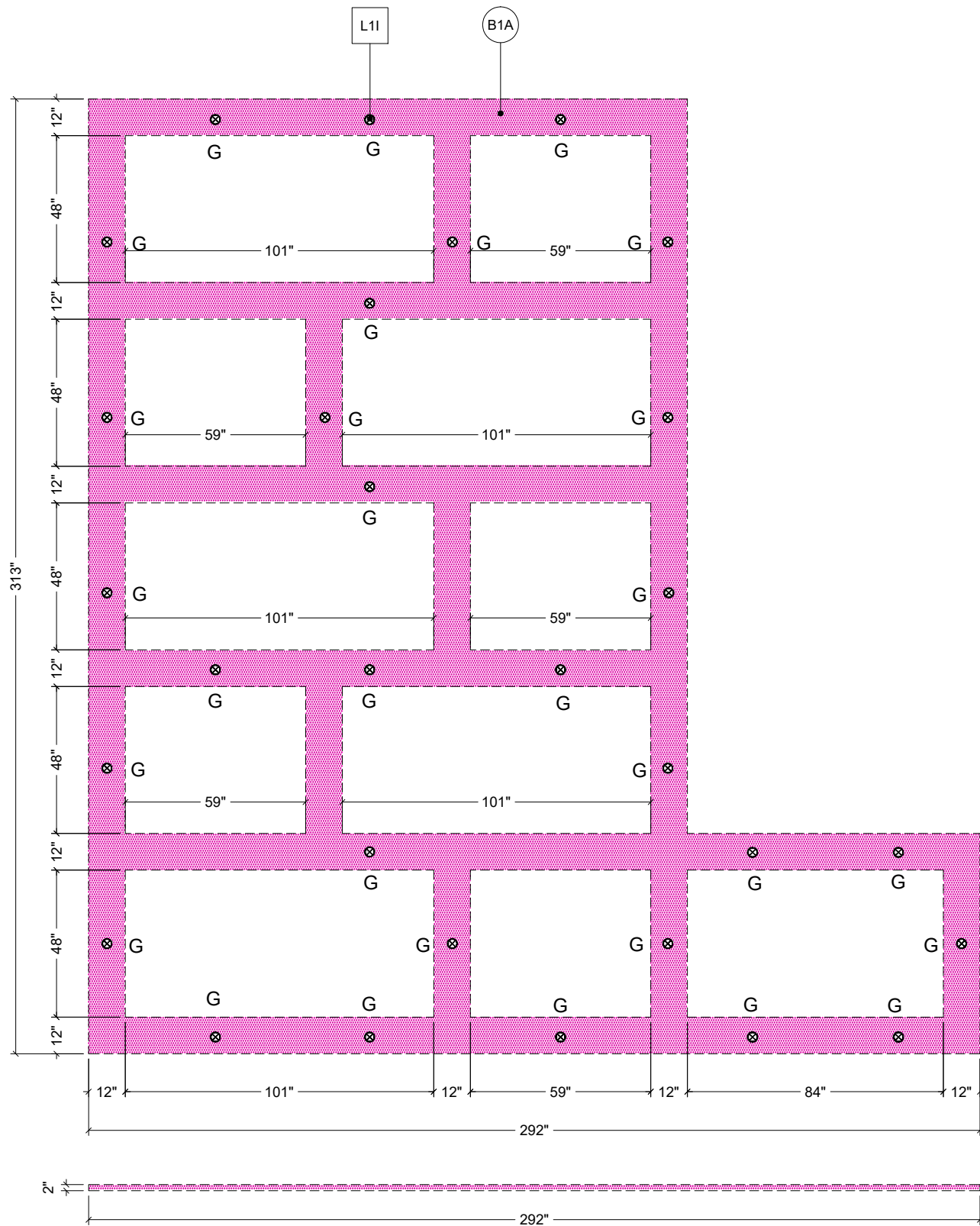
1/4" = 1'-0"

ORIGINAL DATE:
 November 8, 2021

PLOT DATE:
 November 24, 2021

PROJECT #:
22825-001

SHEET #:
D3.0



G DETAIL
 1/4" = 1'-0"



FCC COMMERCIAL FURNITURE INC.
8452 OLD HWY 99 N. ROSEBURG, OR 97470 USA
T: 800.322.7328 | F: 541.673.7441 | WWW.FCCFURN.COM
DESIGNED AND BUILT IN U.S.A.

PROPERTY OF FCC COMMERCIAL FURNITURE
THIS IS A FOR DESIGN PURPOSE TO EXPRESS DESIGN CONCEPTS TO THE ARCHITECT, CLIENT, CONTRACTOR AND INSTALLER FOR THE PROJECT SHOWN. THIS DESIGN AND THE CONCEPTS HEREIN SHALL NOT BE ALTERED OR USED AS CONSTRUCTION DOCUMENTS. DO NOT REPRODUCE OR LEND WITHOUT WRITTEN PERMISSION FROM FCC COMMERCIAL FURNITURE INC.

IMPORTANT

WRITTEN DIMENSIONS HAVE PRECEDENCE OVER SCALE IN ALL CASES.

DO NOT SCALE OFF PLANS. CONTACT FCC COMMERCIAL FURNITURE'S REPRESENTATIVE TO VERIFY ANY QUESTIONABLE DIMENSIONS AT TELEPHONE # 800.322.7328

THE GENERAL CONTRACTOR MUST VERIFY ALL BUILDING DIMENSIONS, EQUIPMENT, FURNITURE PLACEMENT, UTILITY LOCATIONS, AND CONDITIONS AT THE JOB SITE.

THE GENERAL CONTRACTOR MUST NOTIFY FCC COMMERCIAL FURNITURE OF ALL DISCREPANCIES AND/OR REQUIRED ADJUSTMENTS PRIOR TO STARTING WORK.

FCC COMMERCIAL FURNITURE HAS PREPARED THESE DOCUMENTS AS ACCURATELY AS POSSIBLE WITH THE ARCHITECTURAL INFORMATION PROVIDED. DUE TO LACK OF ACCURATE AND COMPLETE DIMENSIONED ARCHITECTURAL PLANS, OWNER UNDERSTANDS THAT ADJUSTMENTS TO THE FINAL LOCATIONS OF EQUIPMENT AND/OR FURNITURE PLACEMENT MAY BE REQUIRED AT THE OWNER'S EXPENSE DUE TO DISCREPANCIES BASED ON ACTUAL JOB SITE DIMENSIONS AND CONDITIONS.

REFER TO ARCHITECTURAL OR ENGINEER DRAWINGS FOR COMPLETE AND ACCURATE DIMENSIONS OF BUILDING STRUCTURE.

THESE CONTRACT DOCUMENTS AND THE INFORMATION THEY CONTAIN ARE THE PROPERTY OF FCC COMMERCIAL FURNITURE INC., ROSEBURG, OREGON, 97470.

ALL PREPARED CONTRACT DOCUMENTS MAY NOT BE COPIED, REPRODUCED, USED OR IMPLEMENTED IN ANY WAY, IN PART OR IN WHOLE, WITHOUT THE EXPRESS WRITTEN CONSENT OF FCC COMMERCIAL FURNITURE INC.

ANY UNAUTHORIZED USE OF THESE PLANS WILL RESULT IN PAYMENT DUE FOR SERVICES RENDERED BY FCC COMMERCIAL FURNITURE INC.

ANY DEVIATIONS FROM THESE DRAWINGS FOR ANY REASON SHALL NOT BE DONE WITHOUT CONSENT OF FCC COMMERCIAL FURNITURE INC. IN ADVANCE. IN WRITING. FCC COMMERCIAL FURNITURE IS NOT RESPONSIBLE FOR DEVIATIONS, CHANGES, ADDITIONS, OR DELETIONS NOT REVIEWED AND APPROVED IN ADVANCE BY FCC COMMERCIAL FURNITURE INC.

THESE DOCUMENTS REFLECT SPECIFIC SEATING AND DECOR EQUIPMENT ORDERED OF DATE SHOWN BELOW.

CLIENT:



Burger King # 14447
1 Levitt Parkway
Willingboro, NJ 08048
Decor: Garden Grill
Building Type: Custom

CUSTOMER
Ampler Development

SHEET TITLE:
DECOR
ELEVATIONS

WORK ORDER NUMBER:

FINALS BY:

DRAWN BY:
JOE LOGSDON
SCALE:

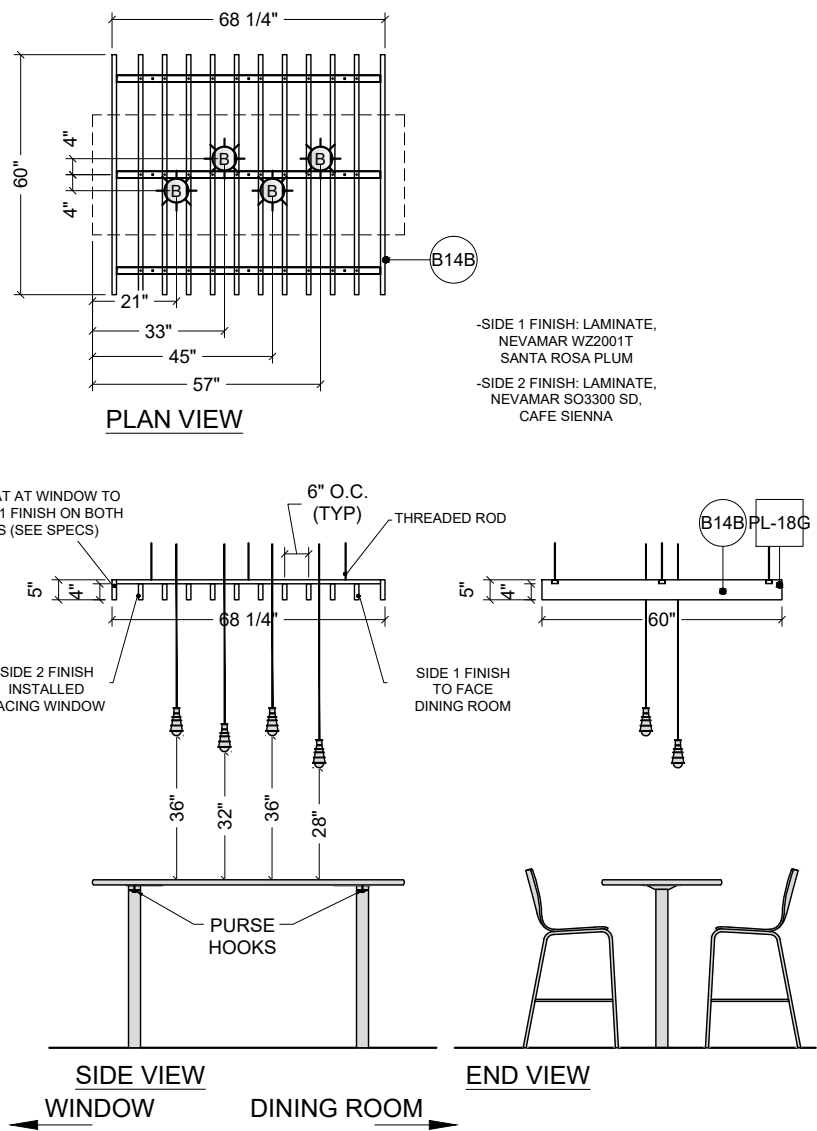
1/4" = 1'-0"

ORIGINAL DATE:
November 8, 2021

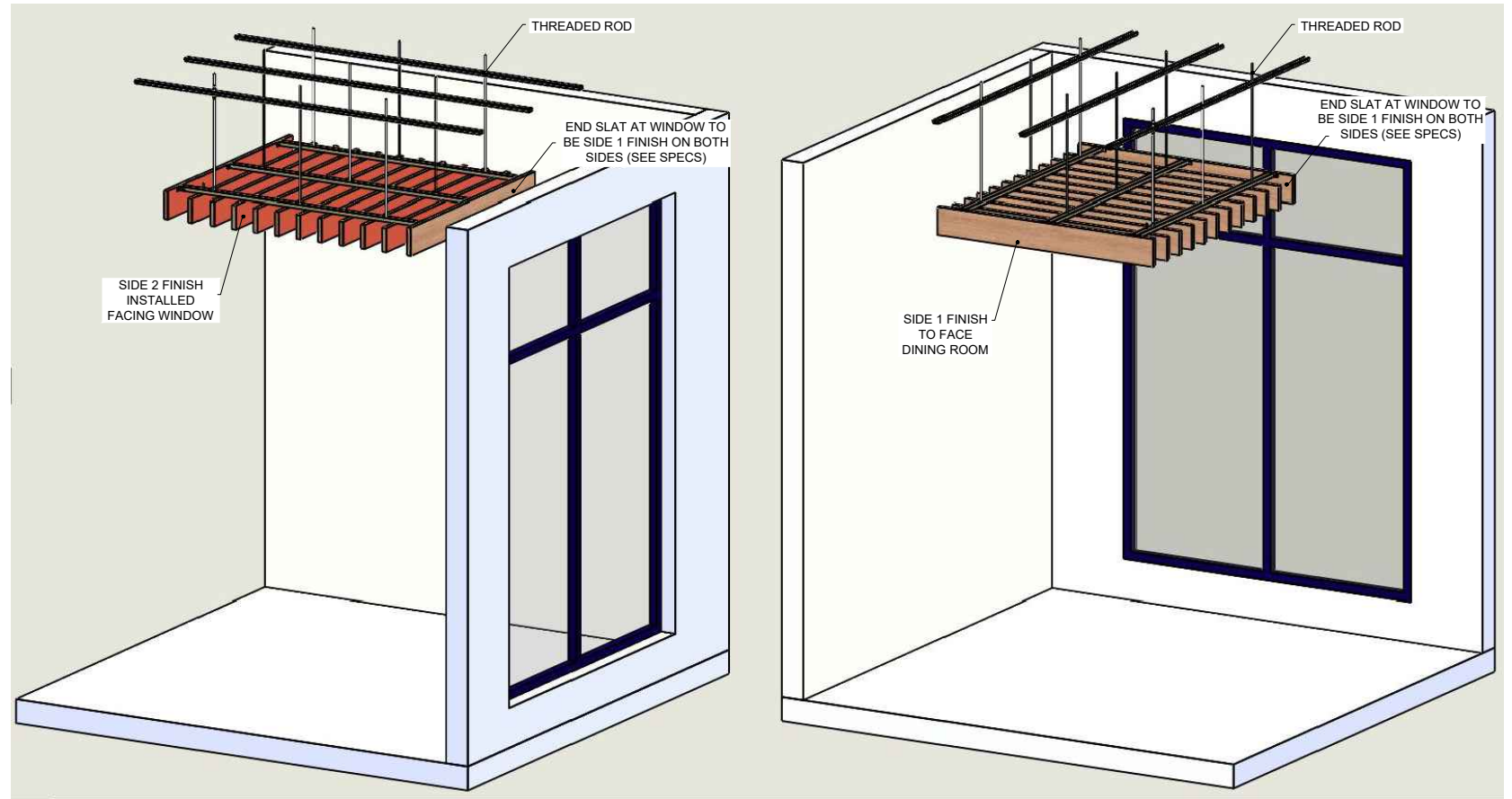
PLOT DATE:
November 24, 2021

PROJECT #:
22825-001

SHEET #:
D3.1



H DETAIL
1/4" = 1'-0"
ELEVATION OCCURS (2) TIMES



1 SLAT SOFFIT ORIENTATION
1/4" = 1'-0"



FCC COMMERCIAL FURNITURE INC.
8452 OLD HWY 99 N. ROSEBURG, OR 97470 USA
T. 800.322.7328 | F. 541.673.7441 | WWW.FCCFURN.COM
DESIGNED AND BUILT IN U.S.A.

PROPERTY OF FCC COMMERCIAL FURNITURE
THIS IS A FOR DESIGN PURPOSE TO EXPRESS DESIGN CONCEPTS TO THE ARCHITECT, CLIENT, CONTRACTOR AND INSTALLER FOR THE PROJECT SHOWN. THIS DESIGN AND THE CONCEPTS HEREIN SHALL NOT BE ALTERED OR USED AS CONSTRUCTION DOCUMENTS. DO NOT REPRODUCE OR LEND WITHOUT WRITTEN PERMISSION FROM FCC COMMERCIAL FURNITURE INC.

IMPORTANT

WRITTEN DIMENSIONS HAVE PRECEDENCE OVER SCALE IN ALL CASES.

DO NOT SCALE OFF PLANS. CONTACT FCC COMMERCIAL FURNITURE'S REPRESENTATIVE TO VERIFY ANY QUESTIONABLE DIMENSIONS AT TELEPHONE # 800.322.7328

THE GENERAL CONTRACTOR MUST VERIFY ALL BUILDING DIMENSIONS, EQUIPMENT, FURNITURE PLACEMENT, UTILITY LOCATIONS, AND CONDITIONS AT THE JOB SITE.

THE GENERAL CONTRACTOR MUST NOTIFY FCC COMMERCIAL FURNITURE OF ALL DISCREPANCIES AND/OR REQUIRED ADJUSTMENTS PRIOR TO STARTING WORK.

FCC COMMERCIAL FURNITURE HAS PREPARED THESE DOCUMENTS AS ACCURATELY AS POSSIBLE WITH THE ARCHITECTURAL INFORMATION PROVIDED. DUE TO LACK OF ACCURATE AND COMPLETE DIMENSIONED ARCHITECTURAL PLANS, OWNER UNDERSTANDS THAT ADJUSTMENTS TO THE FINAL LOCATIONS OF EQUIPMENT AND/OR FURNITURE PLACEMENT MAY BE REQUIRED AT THE OWNER'S EXPENSE DUE TO DISCREPANCIES BASED ON ACTUAL JOB SITE DIMENSIONS AND CONDITIONS.

REFER TO ARCHITECTURAL OR ENGINEER DRAWINGS FOR COMPLETE AND ACCURATE DIMENSIONS OF BUILDING STRUCTURE.

THESE CONTRACT DOCUMENTS AND THE INFORMATION THEY CONTAIN ARE THE PROPERTY OF FCC COMMERCIAL FURNITURE INC., ROSEBURG, OREGON, 97470.

ALL PREPARED CONTRACT DOCUMENTS MAY NOT BE COPIED, REPRODUCED, USED OR IMPLEMENTED IN ANY WAY, IN PART OR IN WHOLE, WITHOUT THE EXPRESS WRITTEN CONSENT OF FCC COMMERCIAL FURNITURE INC.

ANY UNAUTHORIZED USE OF THESE PLANS WILL RESULT IN PAYMENT DUE FOR SERVICES RENDERED BY FCC COMMERCIAL FURNITURE INC.

ANY DEVIATIONS FROM THESE DRAWINGS FOR ANY REASON SHALL NOT BE DONE WITHOUT CONSENT OF FCC COMMERCIAL FURNITURE INC. IN ADVANCE. IN WRITING. FCC COMMERCIAL FURNITURE IS NOT RESPONSIBLE FOR DEVIATIONS, CHANGES, ADDITIONS, OR DELETIONS NOT REVIEWED AND APPROVED IN ADVANCE BY FCC COMMERCIAL FURNITURE INC.

THESE DOCUMENTS REFLECT SPECIFIC SEATING AND DECOR EQUIPMENT ORDERED OF DATE SHOWN BELOW.

CLIENT:



Burger King # 14447
1 Levitt Parkway
Willingboro, NJ 08048
Decor: Garden Grill
Building Type: Custom

CUSTOMER
Ampler Development

SHEET TITLE:
DINING ROOM
REFLECTED CEILING PLAN
WORK ORDER NUMBER:

FINALS BY:

DRAWN BY:
JOE LOGSDON
SCALE:

3/16" = 1'-0"

ORIGINAL DATE:
November 8, 2021

PLOT DATE:
November 24, 2021

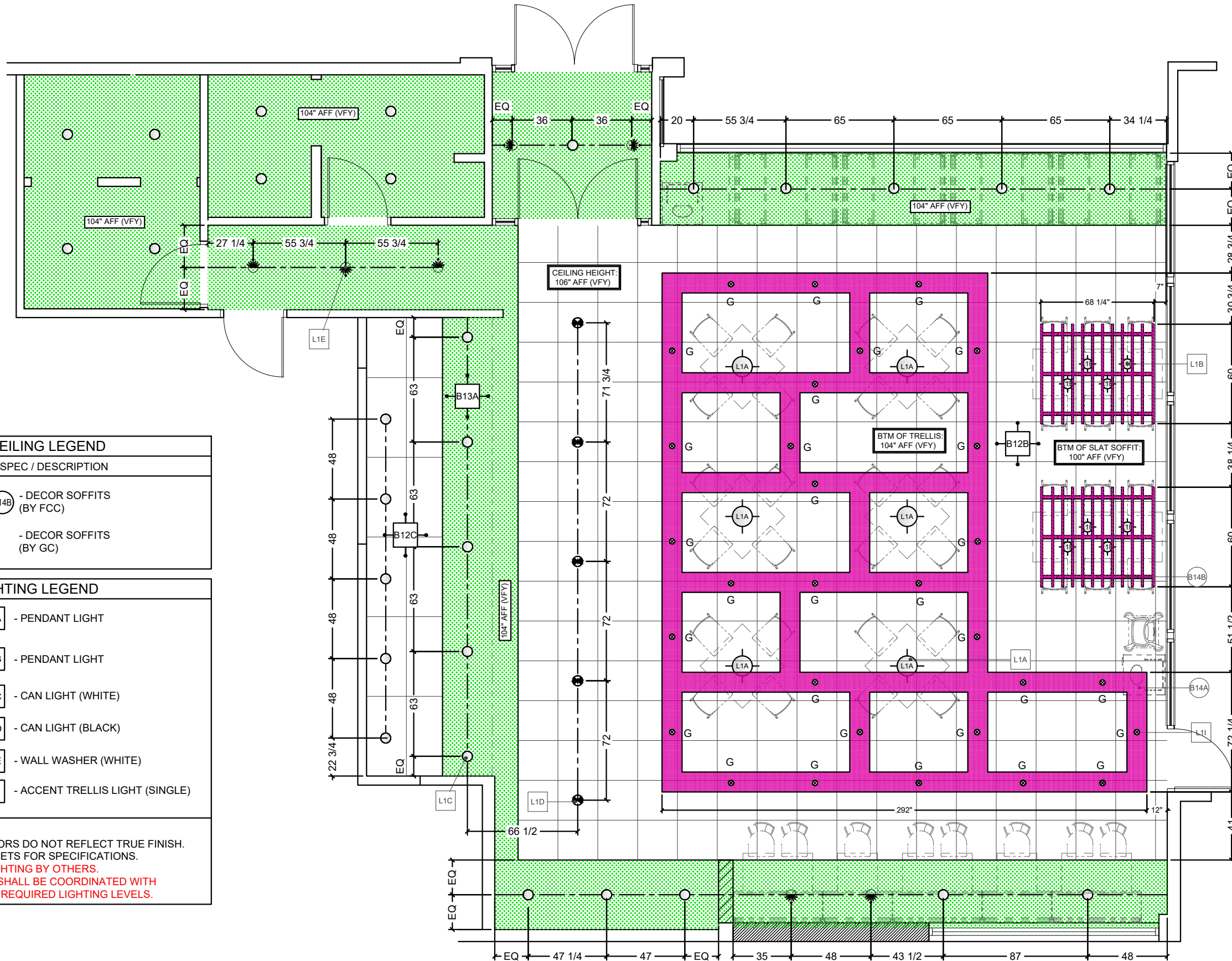
PROJECT #:
22825-001

SHEET #:
D4.0

CEILING LEGEND	
SYMBOL	SPEC / DESCRIPTION
	B14A B14B - DECOR SOFFITS (BY FCC)
	B13A - DECOR SOFFITS (BY GC)

LIGHTING LEGEND	
	L1A - PENDANT LIGHT
	L1B - PENDANT LIGHT
	L1C - CAN LIGHT (WHITE)
	L1D - CAN LIGHT (BLACK)
	L1E - WALL WASHER (WHITE)
	L1I - ACCENT TRELLIS LIGHT (SINGLE)

NOTES:
-PATTERNS AND COLORS DO NOT REFLECT TRUE FINISH.
-SEE D8.0SERIES SHEETS FOR SPECIFICATIONS.
-GENERAL STORE LIGHTING BY OTHERS.
-GENERAL LIGHTING SHALL BE COORDINATED WITH ARCHITECT TO MEET REQUIRED LIGHTING LEVELS.





FCC COMMERCIAL FURNITURE INC.
 8452 OLD HWY 99 N. ROSEBURG, OR 97470 USA
 T. 800.322.7328 | F. 541.673.7441 | WWW.FCCFURN.COM
 DESIGNED AND BUILT IN U.S.A.

PROPERTY OF FCC COMMERCIAL FURNITURE
 THIS IS A FOR DESIGN PURPOSE TO EXPRESS DESIGN CONCEPTS TO THE ARCHITECT, CLIENT, CONTRACTOR AND INSTALLER FOR THE PROJECT SHOWN. THIS DESIGN AND THE CONCEPTS HEREIN SHALL NOT BE ALTERED OR USED AS CONSTRUCTION DOCUMENTS. DO NOT REPRODUCE OR LEND WITHOUT WRITTEN PERMISSION FROM FCC COMMERCIAL FURNITURE INC.

IMPORTANT

WRITTEN DIMENSIONS HAVE PRECEDENCE OVER SCALE IN ALL CASES.

DO NOT SCALE OFF PLANS. CONTACT FCC COMMERCIAL FURNITURE'S REPRESENTATIVE TO VERIFY ANY QUESTIONABLE DIMENSIONS AT TELEPHONE # 800.322.7328

THE GENERAL CONTRACTOR MUST VERIFY ALL BUILDING DIMENSIONS, EQUIPMENT, FURNITURE PLACEMENT, UTILITY LOCATIONS, AND CONDITIONS AT THE JOB SITE.

THE GENERAL CONTRACTOR MUST NOTIFY FCC COMMERCIAL FURNITURE OF ALL DISCREPANCIES AND/OR REQUIRED ADJUSTMENTS PRIOR TO STARTING WORK.

FCC COMMERCIAL FURNITURE HAS PREPARED THESE DOCUMENTS AS ACCURATELY AS POSSIBLE WITH THE ARCHITECTURAL INFORMATION PROVIDED. DUE TO LACK OF ACCURATE AND COMPLETE DIMENSIONED ARCHITECTURAL PLANS, OWNER UNDERSTANDS THAT ADJUSTMENTS TO THE FINAL LOCATIONS OF EQUIPMENT AND/OR FURNITURE PLACEMENT MAY BE REQUIRED AT THE OWNER'S EXPENSE DUE TO DISCREPANCIES BASED ON ACTUAL JOB SITE DIMENSIONS AND CONDITIONS.

REFER TO ARCHITECTURAL OR ENGINEER DRAWINGS FOR COMPLETE AND ACCURATE DIMENSIONS OF BUILDING STRUCTURE.

THESE CONTRACT DOCUMENTS AND THE INFORMATION THEY CONTAIN ARE THE PROPERTY OF FCC COMMERCIAL FURNITURE INC., ROSEBURG, OREGON, 97470.

ALL PREPARED CONTRACT DOCUMENTS MAY NOT BE COPIED, REPRODUCED, USED OR IMPLEMENTED IN ANY WAY, IN PART OR IN WHOLE, WITHOUT THE EXPRESS WRITTEN CONSENT OF FCC COMMERCIAL FURNITURE INC.

ANY UNAUTHORIZED USE OF THESE PLANS WILL RESULT IN PAYMENT DUE FOR SERVICES RENDERED BY FCC COMMERCIAL FURNITURE INC.

ANY DEVIATIONS FROM THESE DRAWINGS FOR ANY REASON SHALL NOT BE DONE WITHOUT CONSENT OF FCC COMMERCIAL FURNITURE INC. IN ADVANCE. IN WRITING. FCC COMMERCIAL FURNITURE IS NOT RESPONSIBLE FOR DEVIATIONS, CHANGES, ADDITIONS, OR DELETIONS NOT REVIEWED AND APPROVED IN ADVANCE BY FCC COMMERCIAL FURNITURE INC.

THESE DOCUMENTS REFLECT SPECIFIC SEATING AND DECOR EQUIPMENT ORDERED OF DATE SHOWN BELOW.

CLIENT:



Burger King # 14447
 1 Levitt Parkway
 Willingboro, NJ 08048
 Decor: Garden Grill
 Building Type: Custom

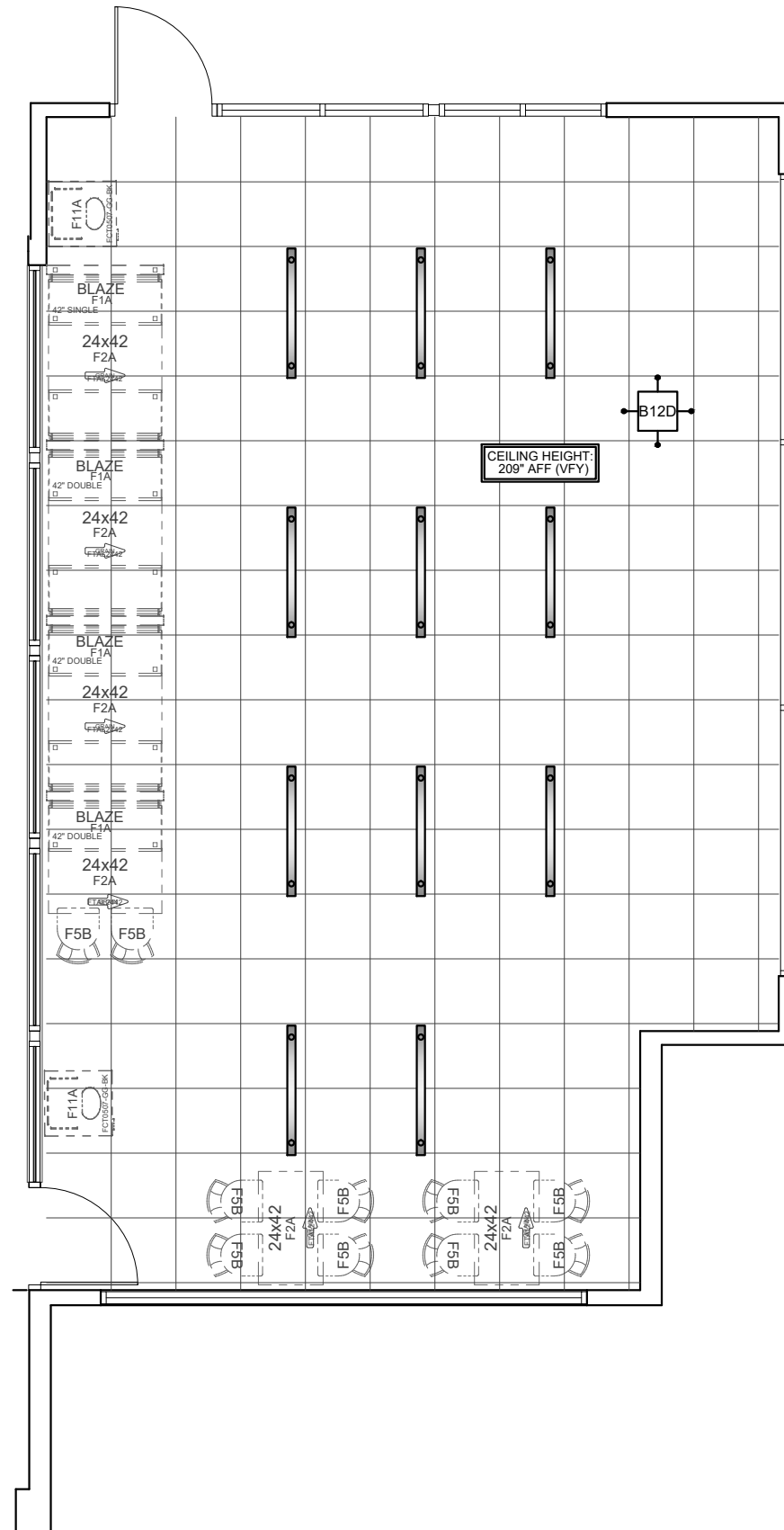
CUSTOMER
Ampler Development

SHEET TITLE:
 DINING ROOM
 SECURITY LIGHTING PLAN
 WORK ORDER NUMBER:

FINALS BY:

DRAWN BY:
 JOE LOGSDON
 SCALE:
 3/16" = 1'-0"
 ORIGINAL DATE:
 November 8, 2021
 PLOT DATE:
 November 24, 2021
 PROJECT #:
22825-001

SHEET #:
D4.1



NOTES:
 REFER TO ARCHITECTURAL DRAWING SET FOR PLAY AREA LIGHTING PLAN.

PLAY AREA LIGHTING LEGEND	
	O - PENDANT LIGHT
	O1 - PENDANT LIGHT

NOTES:
 -PATTERNS AND COLORS DO NOT REFLECT TRUE FINISH.
 -SEE D8.0SERIES SHEETS FOR SPECIFICATIONS.
 -GENERAL STORE LIGHTING BY OTHERS.
 -GENERAL LIGHTING SHALL BE COORDINATED WITH ARCHITECT TO MEET REQUIRED LIGHTING LEVELS.

***Note: Preliminary Metalwork.
 (DO NOT CORE FROM THIS PLAN)**

NOTE:
 -GENERAL CONTRACTOR IS RESPONSIBLE FOR
 SUPPLYING AND INSTALLING ALL BACK OF
 HOUSE TILE. REFER TO ARCHITECTURAL PLAN
 SET FOR FULL KITCHEN PLANS.



FCC COMMERCIAL FURNITURE INC.
 8452 OLD HWY 99 N. ROSEBURG, OR 97470 USA
 T: 800.322.7328 | F: 541.673.7441 | WWW.FCCFURN.COM
 DESIGNED AND BUILT IN U.S.A.

PROPERTY OF FCC COMMERCIAL FURNITURE
 THIS IS A FOR DESIGN PURPOSE TO EXPRESS DESIGN
 CONCEPTS TO THE ARCHITECT, CLIENT, CONTRACTOR
 AND INSTALLER FOR THE PROJECT SHOWN. THIS DESIGN
 AND THE CONCEPTS HEREIN SHALL
 NOT BE ALTERED OR USED AS CONSTRUCTION
 DOCUMENTS. DO NOT REPRODUCE OR LEND WITHOUT
 WRITTEN PERMISSION FROM FCC COMMERCIAL
 FURNITURE INC.

IMPORTANT

WRITTEN DIMENSIONS HAVE PRECEDENCE OVER SCALE
 IN ALL CASES.

DO NOT SCALE OFF PLANS. CONTACT FCC COMMERCIAL
 FURNITURE'S REPRESENTATIVE TO VERIFY ANY
 QUESTIONABLE DIMENSIONS AT TELEPHONE #
 800.322.7328

THE GENERAL CONTRACTOR MUST VERIFY ALL BUILDING
 DIMENSIONS, EQUIPMENT, FURNITURE PLACEMENT,
 UTILITY LOCATIONS, AND CONDITIONS AT THE JOB SITE.

THE GENERAL CONTRACTOR MUST NOTIFY FCC
 COMMERCIAL FURNITURE OF ALL DISCREPANCIES
 AND/OR REQUIRED ADJUSTMENTS PRIOR TO STARTING
 WORK.

FCC COMMERCIAL FURNITURE HAS PREPARED THESE
 DOCUMENTS AS ACCURATELY AS POSSIBLE WITH THE
 ARCHITECTURAL INFORMATION PROVIDED. DUE TO LACK
 OF ACCURATE AND COMPLETE DIMENSIONED
 ARCHITECTURAL PLANS, OWNER UNDERSTANDS THAT
 ADJUSTMENTS TO THE FINAL LOCATIONS OF EQUIPMENT
 AND/OR FURNITURE PLACEMENT MAY BE REQUIRED AT
 THE OWNER'S EXPENSE DUE TO DISCREPANCIES BASED
 ON ACTUAL JOB SITE DIMENSIONS AND CONDITIONS.

REFER TO ARCHITECTURAL OR ENGINEER DRAWINGS
 FOR COMPLETE AND ACCURATE DIMENSIONS OF
 BUILDING STRUCTURE.

THESE CONTRACT DOCUMENTS AND THE INFORMATION
 THEY CONTAIN ARE THE PROPERTY OF FCC COMMERCIAL
 FURNITURE INC., ROSEBURG, OREGON, 97470.

ALL PREPARED CONTRACT DOCUMENTS MAY NOT BE
 COPIED, REPRODUCED, USED OR IMPLEMENTED IN ANY
 WAY, IN PART OR IN WHOLE, WITHOUT THE EXPRESS
 WRITTEN CONSENT OF FCC COMMERCIAL FURNITURE INC.

ANY UNAUTHORIZED USE OF THESE PLANS WILL RESULT
 IN PAYMENT DUE FOR SERVICES RENDERED BY FCC
 COMMERCIAL FURNITURE INC.

ANY DEVIATIONS FROM THESE DRAWINGS FOR ANY
 REASON SHALL NOT BE DONE WITHOUT CONSENT OF FCC
 COMMERCIAL FURNITURE INC. IN ADVANCE. IN WRITING.
 FCC COMMERCIAL FURNITURE IS NOT RESPONSIBLE FOR
 DEVIATIONS, CHANGES, ADDITIONS, OR DELETIONS NOT
 REVIEWED AND APPROVED IN ADVANCE BY FCC
 COMMERCIAL FURNITURE INC.

THESE DOCUMENTS REFLECT SPECIFIC SEATING AND
 DECOR EQUIPMENT ORDERED OF DATE SHOWN BELOW.

CLIENT:



Burger King # 14447
 1 Levitt Parkway
 Willingboro, NJ 08048
 Decor: Garden Grill
 Building Type: Custom

CUSTOMER
Ampler Development

SHEET TITLE:
**DINING ROOM
 FLOOR TILE PLAN**

WORK ORDER NUMBER:

FINALS BY:

DRAWN BY:
JOE LOGSDON

SCALE:
 3/16" = 1'-0"




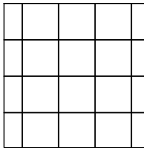
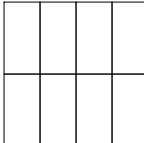
ORIGINAL DATE:
November 8, 2021

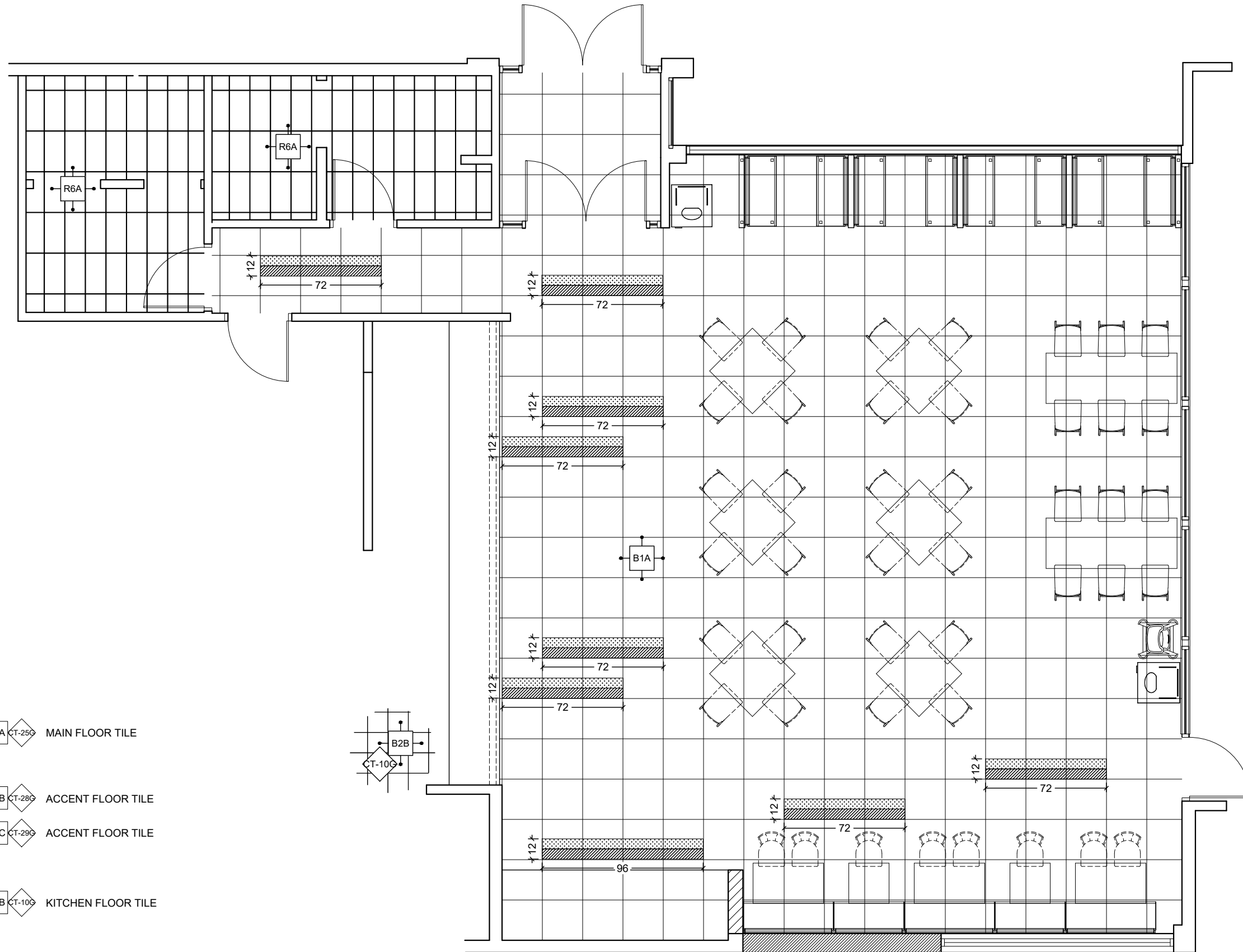
PLOT DATE:
November 24, 2021

PROJECT #:
22825-001

SHEET #:
D5.0

LEGEND

-  B1A CT-25C MAIN FLOOR TILE
-  B1B CT-28C ACCENT FLOOR TILE
-  B1C CT-29C ACCENT FLOOR TILE
-  B2B CT-10C KITCHEN FLOOR TILE
-  R6A CT-27C RESTROOM FLOOR TILE (R6A)



NOTE:
 -GENERAL CONTRACTOR IS RESPONSIBLE FOR
 SUPPLYING AND INSTALLING ALL BACK OF
 HOUSE TILE. REFER TO ARCHITECTURAL PLAN
 SET FOR FULL KITCHEN PLANS.



FCC COMMERCIAL FURNITURE INC.
 8452 OLD HWY 99 N. ROSEBURG, OR 97470 USA
 T: 800.322.7328 | F: 541.673.7441 | WWW.FCCFURN.COM
 DESIGNED AND BUILT IN U.S.A.

PROPERTY OF FCC COMMERCIAL FURNITURE
 THIS IS A FOR DESIGN PURPOSE TO EXPRESS DESIGN
 CONCEPTS TO THE ARCHITECT, CLIENT, CONTRACTOR
 AND INSTALLER FOR THE PROJECT SHOWN. THIS DESIGN
 AND THE CONCEPTS HEREIN SHALL
 NOT BE ALTERED OR USED AS CONSTRUCTION
 DOCUMENTS. DO NOT REPRODUCE OR LEND WITHOUT
 WRITTEN PERMISSION FROM FCC COMMERCIAL
 FURNITURE INC.

IMPORTANT

WRITTEN DIMENSIONS HAVE PRECEDENCE OVER SCALE
 IN ALL CASES.

DO NOT SCALE OFF PLANS. CONTACT FCC COMMERCIAL
 FURNITURE'S REPRESENTATIVE TO VERIFY ANY
 QUESTIONABLE DIMENSIONS AT TELEPHONE #
 800.322.7328

THE GENERAL CONTRACTOR MUST VERIFY ALL BUILDING
 DIMENSIONS, EQUIPMENT, FURNITURE PLACEMENT,
 UTILITY LOCATIONS, AND CONDITIONS AT THE JOB SITE.

THE GENERAL CONTRACTOR MUST NOTIFY FCC
 COMMERCIAL FURNITURE OF ALL DISCREPANCIES
 AND/OR REQUIRED ADJUSTMENTS PRIOR TO STARTING
 WORK.

FCC COMMERCIAL FURNITURE HAS PREPARED THESE
 DOCUMENTS AS ACCURATELY AS POSSIBLE WITH THE
 ARCHITECTURAL INFORMATION PROVIDED. DUE TO LACK
 OF ACCURATE AND COMPLETE DIMENSIONED
 ARCHITECTURAL PLANS, OWNER UNDERSTANDS THAT
 ADJUSTMENTS TO THE FINAL LOCATIONS OF EQUIPMENT
 AND/OR FURNITURE PLACEMENT MAY BE REQUIRED AT
 THE OWNER'S EXPENSE DUE TO DISCREPANCIES BASED
 ON ACTUAL JOB SITE DIMENSIONS AND CONDITIONS.

REFER TO ARCHITECTURAL OR ENGINEER DRAWINGS
 FOR COMPLETE AND ACCURATE DIMENSIONS OF
 BUILDING STRUCTURE.

THESE CONTRACT DOCUMENTS AND THE INFORMATION
 THEY CONTAIN ARE THE PROPERTY OF FCC COMMERCIAL
 FURNITURE INC., ROSEBURG, OREGON, 97470.

ALL PREPARED CONTRACT DOCUMENTS MAY NOT BE
 COPIED, REPRODUCED, USED OR IMPLEMENTED IN ANY
 WAY, IN PART OR IN WHOLE, WITHOUT THE EXPRESS
 WRITTEN CONSENT OF FCC COMMERCIAL FURNITURE INC.

ANY UNAUTHORIZED USE OF THESE PLANS WILL RESULT
 IN PAYMENT DUE FOR SERVICES RENDERED BY FCC
 COMMERCIAL FURNITURE INC.

ANY DEVIATIONS FROM THESE DRAWINGS FOR ANY
 REASON SHALL NOT BE DONE WITHOUT CONSENT OF FCC
 COMMERCIAL FURNITURE INC. IN ADVANCE. IN WRITING.
 FCC COMMERCIAL FURNITURE IS NOT RESPONSIBLE FOR
 DEVIATIONS, CHANGES, ADDITIONS, OR DELETIONS NOT
 REVIEWED AND APPROVED IN ADVANCE BY FCC
 COMMERCIAL FURNITURE INC.

THESE DOCUMENTS REFLECT SPECIFIC SEATING AND
 DECOR EQUIPMENT ORDERED OF DATE SHOWN BELOW.

CLIENT:



Burger King # 14447
 1 Levitt Parkway
 Willingboro, NJ 08048
 Decor: Garden Grill
 Building Type: Custom

CUSTOMER
Ampler Development

SHEET TITLE:
**DINING ROOM
 FLOOR TILE PLAN**

WORK ORDER NUMBER:

FINALS BY:

DRAWN BY:
JOE LOGSDON
 SCALE:

3/16" = 1'-0"


ORIGINAL DATE:
November 8, 2021

PLOT DATE:
November 24, 2021

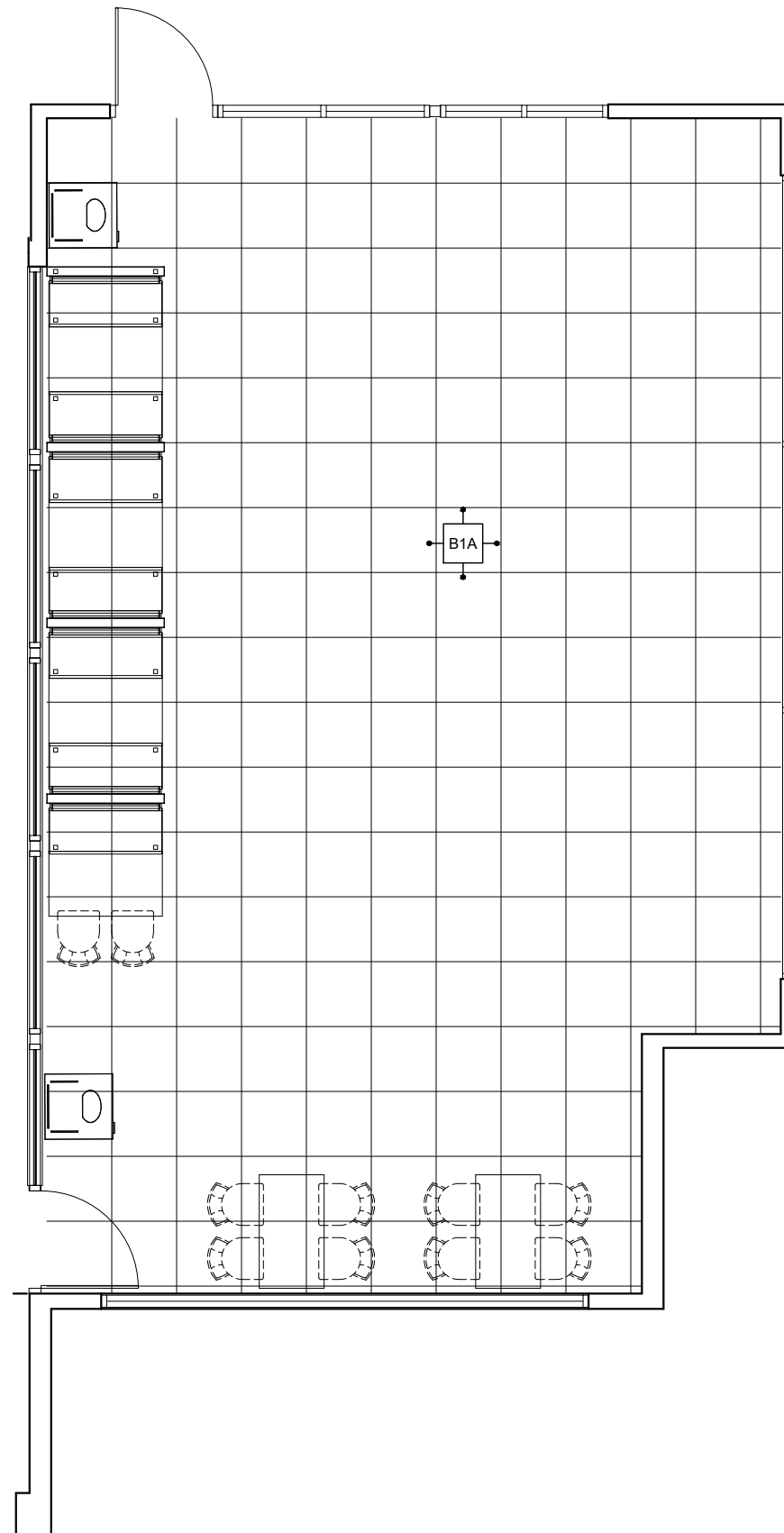
PROJECT #:
22825-001

SHEET #:
D5.1

LEGEND



B1A CT-250 MAIN FLOOR TILE



***Note: Preliminary Metalwork.
 (DO NOT CORE FROM THIS PLAN)**

NOTE:
 -GENERAL CONTRACTOR IS RESPONSIBLE FOR SUPPLYING AND INSTALLING ALL BACK OF HOUSE TILE. REFER TO ARCHITECTURAL PLAN SET FOR FULL KITCHEN PLANS.



FCC COMMERCIAL FURNITURE INC.
 8452 OLD HWY 99 N. ROSEBURG, OR 97470 USA
 T: 800.322.7328 | F: 541.673.7441 | WWW.FCCFURN.COM
 DESIGNED AND BUILT IN U.S.A.

PROPERTY OF FCC COMMERCIAL FURNITURE
 THIS IS A FOR DESIGN PURPOSE TO EXPRESS DESIGN CONCEPTS TO THE ARCHITECT, CLIENT, CONTRACTOR AND INSTALLER FOR THE PROJECT SHOWN. THIS DESIGN AND THE CONCEPTS HEREIN SHALL NOT BE ALTERED OR USED AS CONSTRUCTION DOCUMENTS. DO NOT REPRODUCE OR LEND WITHOUT WRITTEN PERMISSION FROM FCC COMMERCIAL FURNITURE INC.

IMPORTANT

WRITTEN DIMENSIONS HAVE PRECEDENCE OVER SCALE IN ALL CASES.

DO NOT SCALE OFF PLANS. CONTACT FCC COMMERCIAL FURNITURE'S REPRESENTATIVE TO VERIFY ANY QUESTIONABLE DIMENSIONS AT TELEPHONE # 800.322.7328

THE GENERAL CONTRACTOR MUST VERIFY ALL BUILDING DIMENSIONS, EQUIPMENT, FURNITURE PLACEMENT, UTILITY LOCATIONS, AND CONDITIONS AT THE JOB SITE.

THE GENERAL CONTRACTOR MUST NOTIFY FCC COMMERCIAL FURNITURE OF ALL DISCREPANCIES AND/OR REQUIRED ADJUSTMENTS PRIOR TO STARTING WORK.

FCC COMMERCIAL FURNITURE HAS PREPARED THESE DOCUMENTS AS ACCURATELY AS POSSIBLE WITH THE ARCHITECTURAL INFORMATION PROVIDED. DUE TO LACK OF ACCURATE AND COMPLETE DIMENSIONED ARCHITECTURAL PLANS, OWNER UNDERSTANDS THAT ADJUSTMENTS TO THE FINAL LOCATIONS OF EQUIPMENT AND/OR FURNITURE PLACEMENT MAY BE REQUIRED AT THE OWNER'S EXPENSE DUE TO DISCREPANCIES BASED ON ACTUAL JOB SITE DIMENSIONS AND CONDITIONS.

REFER TO ARCHITECTURAL OR ENGINEER DRAWINGS FOR COMPLETE AND ACCURATE DIMENSIONS OF BUILDING STRUCTURE.

THESE CONTRACT DOCUMENTS AND THE INFORMATION THEY CONTAIN ARE THE PROPERTY OF FCC COMMERCIAL FURNITURE INC., ROSEBURG, OREGON, 97470.

ALL PREPARED CONTRACT DOCUMENTS MAY NOT BE COPIED, REPRODUCED, USED OR IMPLEMENTED IN ANY WAY, IN PART OR IN WHOLE, WITHOUT THE EXPRESS WRITTEN CONSENT OF FCC COMMERCIAL FURNITURE INC.

ANY UNAUTHORIZED USE OF THESE PLANS WILL RESULT IN PAYMENT DUE FOR SERVICES RENDERED BY FCC COMMERCIAL FURNITURE INC.

ANY DEVIATIONS FROM THESE DRAWINGS FOR ANY REASON SHALL NOT BE DONE WITHOUT CONSENT OF FCC COMMERCIAL FURNITURE INC. IN ADVANCE. IN WRITING. FCC COMMERCIAL FURNITURE IS NOT RESPONSIBLE FOR DEVIATIONS, CHANGES, ADDITIONS, OR DELETIONS NOT REVIEWED AND APPROVED IN ADVANCE BY FCC COMMERCIAL FURNITURE INC.

THESE DOCUMENTS REFLECT SPECIFIC SEATING AND DECOR EQUIPMENT ORDERED OF DATE SHOWN BELOW.

CLIENT:



Burger King # 14447
 1 Levitt Parkway
 Willingboro, NJ 08048
 Decor: Garden Grill
 Building Type: Custom

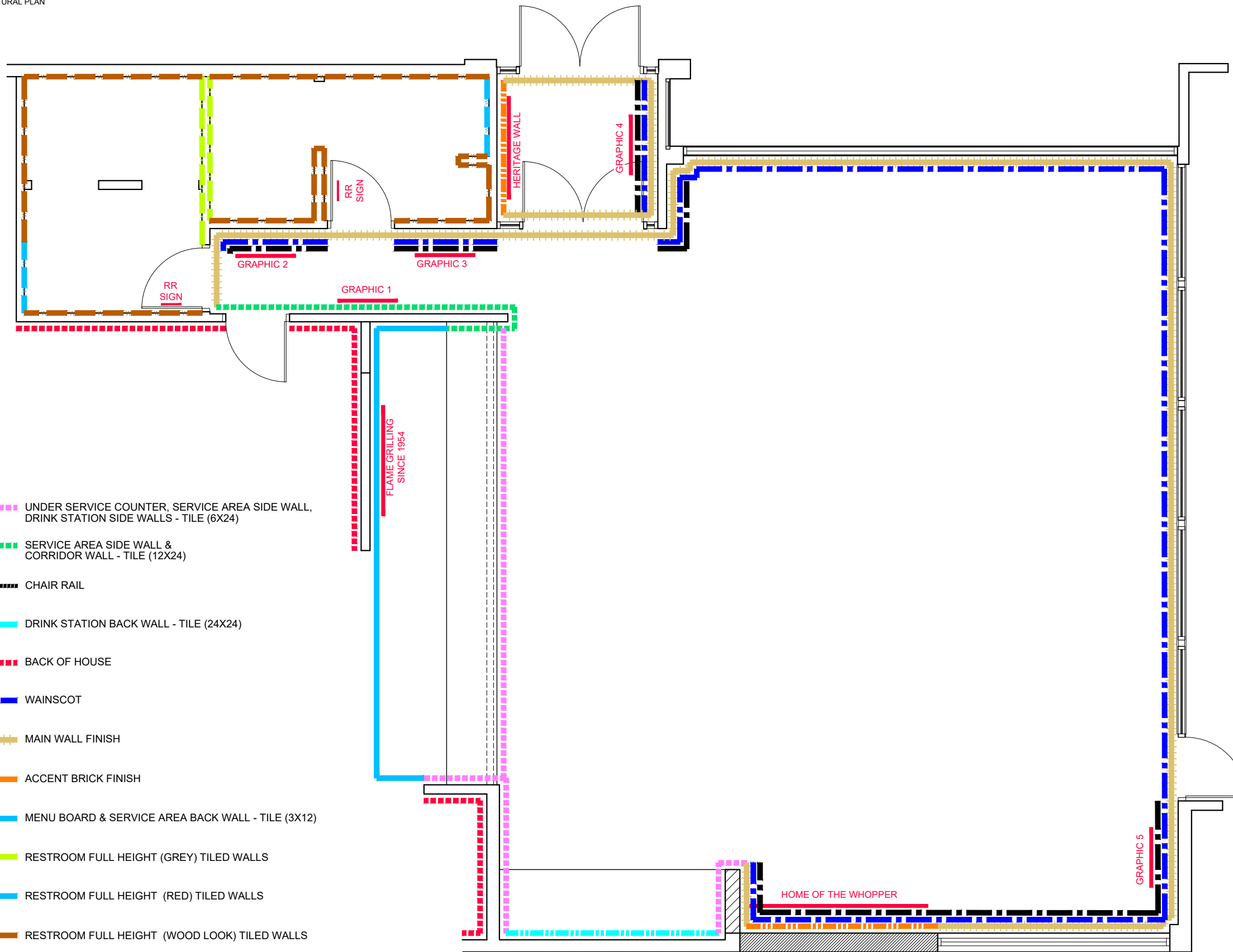
CUSTOMER
Ampler Development

SHEET TITLE:
INTERIOR WALL FINISHES

WORK ORDER NUMBER:

FINALS BY:

DRAWN BY:
 JOE LOGSDON
 SCALE:
 3/16" = 1'-0"
 ORIGINAL DATE:
 November 8, 2021
 PLOT DATE:
 November 24, 2021
 PROJECT #:
22825-001
 SHEET #:
D6.0



LEGEND

CT-286 B3A UNDER SERVICE COUNTER, SERVICE AREA SIDE WALL, DRINK STATION SIDE WALLS - TILE (6X24)

CT-276 B3B SERVICE AREA SIDE WALL & CORRIDOR WALL - TILE (12X24)

SS-86 B6A CHAIR RAIL

CT-256 B3D DRINK STATION BACK WALL - TILE (24X24)

FRP-16 B4A BACK OF HOUSE

WP-26 B5A WAINSCOT

P-156 B7A MAIN WALL FINISH

BR-26 B8A ACCENT BRICK FINISH

CT-316 B9A MENU BOARD & SERVICE AREA BACK WALL - TILE (3X12)

CT-276 R7A RESTROOM FULL HEIGHT (GREY) TILED WALLS

CT-306 R7B RESTROOM FULL HEIGHT (RED) TILED WALLS

CT-286 R7C RESTROOM FULL HEIGHT (WOOD LOOK) TILED WALLS

D2A D2B D2C D5B GRAPHIC LOCATION

D9A D1B DIRECTIONAL SIGNAGE

NOTE:
 -GENERAL CONTRACTOR IS RESPONSIBLE FOR
 SUPPLYING AND INSTALLING ALL BACK OF
 HOUSE TILE. REFER TO ARCHITECTURAL PLAN
 SET FOR FULL KITCHEN PLANS.



FCC COMMERCIAL FURNITURE INC.
 8452 OLD HWY 99 N. ROSEBURG, OR 97470 USA
 T: 800.322.7328 | F: 541.673.7441 | WWW.FCCFURN.COM
 DESIGNED AND BUILT IN U.S.A.

PROPERTY OF FCC COMMERCIAL FURNITURE
 THIS IS A FOR DESIGN PURPOSE TO EXPRESS DESIGN
 CONCEPTS TO THE ARCHITECT, CLIENT, CONTRACTOR
 AND INSTALLER FOR THE PROJECT SHOWN. THIS DESIGN
 AND THE CONCEPTS HEREIN SHALL
 NOT BE ALTERED OR USED AS CONSTRUCTION
 DOCUMENTS. DO NOT REPRODUCE OR LEND WITHOUT
 WRITTEN PERMISSION FROM FCC COMMERCIAL
 FURNITURE INC.

IMPORTANT

WRITTEN DIMENSIONS HAVE PRECEDENCE OVER SCALE
 IN ALL CASES.

DO NOT SCALE OFF PLANS. CONTACT FCC COMMERCIAL
 FURNITURE'S REPRESENTATIVE TO VERIFY ANY
 QUESTIONABLE DIMENSIONS AT TELEPHONE #
 800.322.7328

THE GENERAL CONTRACTOR MUST VERIFY ALL BUILDING
 DIMENSIONS, EQUIPMENT, FURNITURE PLACEMENT,
 UTILITY LOCATIONS, AND CONDITIONS AT THE JOB SITE.

THE GENERAL CONTRACTOR MUST NOTIFY FCC
 COMMERCIAL FURNITURE OF ALL DISCREPANCIES
 AND/OR REQUIRED ADJUSTMENTS PRIOR TO STARTING
 WORK.

FCC COMMERCIAL FURNITURE HAS PREPARED THESE
 DOCUMENTS AS ACCURATELY AS POSSIBLE WITH THE
 ARCHITECTURAL INFORMATION PROVIDED. DUE TO LACK
 OF ACCURATE AND COMPLETE DIMENSIONED
 ARCHITECTURAL PLANS, OWNER UNDERSTANDS THAT
 ADJUSTMENTS TO THE FINAL LOCATIONS OF EQUIPMENT
 AND/OR FURNITURE PLACEMENT MAY BE REQUIRED AT
 THE OWNER'S EXPENSE DUE TO DISCREPANCIES BASED
 ON ACTUAL JOB SITE DIMENSIONS AND CONDITIONS.

REFER TO ARCHITECTURAL OR ENGINEER DRAWINGS
 FOR COMPLETE AND ACCURATE DIMENSIONS OF
 BUILDING STRUCTURE.

THESE CONTRACT DOCUMENTS AND THE INFORMATION
 THEY CONTAIN ARE THE PROPERTY OF FCC COMMERCIAL
 FURNITURE INC., ROSEBURG, OREGON, 97470.

ALL PREPARED CONTRACT DOCUMENTS MAY NOT BE
 COPIED, REPRODUCED, USED OR IMPLEMENTED IN ANY
 WAY, IN PART OR IN WHOLE, WITHOUT THE EXPRESS
 WRITTEN CONSENT OF FCC COMMERCIAL FURNITURE INC.

ANY UNAUTHORIZED USE OF THESE PLANS WILL RESULT
 IN PAYMENT DUE FOR SERVICES RENDERED BY FCC
 COMMERCIAL FURNITURE INC.

ANY DEVIATIONS FROM THESE DRAWINGS FOR ANY
 REASON SHALL NOT BE DONE WITHOUT CONSENT OF FCC
 COMMERCIAL FURNITURE INC. IN ADVANCE. IN WRITING.
 FCC COMMERCIAL FURNITURE IS NOT RESPONSIBLE FOR
 DEVIATIONS, CHANGES, ADDITIONS, OR DELETIONS NOT
 REVIEWED AND APPROVED IN ADVANCE BY FCC
 COMMERCIAL FURNITURE INC.

THESE DOCUMENTS REFLECT SPECIFIC SEATING AND
 DECOR EQUIPMENT ORDERED OF DATE SHOWN BELOW.

CLIENT:



Burger King # 14447
 1 Levitt Parkway
 Willingboro, NJ 08048
 Decor: Garden Grill
 Building Type: Custom

CUSTOMER
Ampler Development

SHEET TITLE:
**INTERIOR WALL
 FINISHES**

WORK ORDER NUMBER:

FINALS BY:

DRAWN BY:
 JOE LOGSDON
 SCALE:

3/16" = 1'-0"

ORIGINAL DATE:
 November 8, 2021

PLOT DATE:
 November 24, 2021

PROJECT #:
22825-001

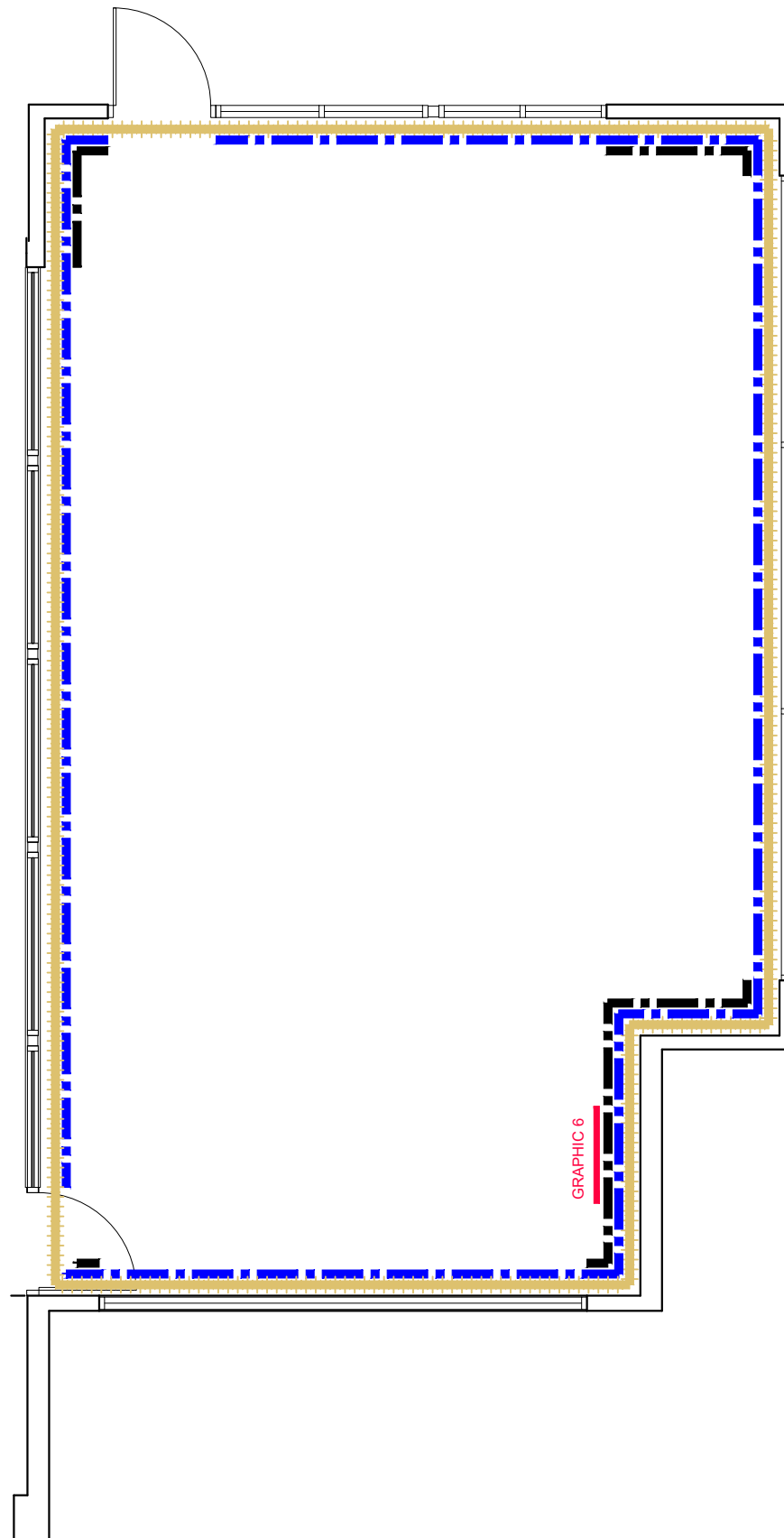
SHEET #:
D6.1

LEGEND

§S-8G B6A CHAIR RAIL

WP-2G B5A WAINSCOT

P-15G B7A MAIN WALL FINISH



***Note: Preliminary Metalwork.
 (DO NOT CORE FROM THIS PLAN)**



FCC COMMERCIAL FURNITURE INC.
 8452 OLD HWY 99 N. ROSEBURG, OR 97470 USA
 T: 800.322.7328 | F: 541.673.7441 | WWW.FCCFURN.COM
 DESIGNED AND BUILT IN U.S.A.

PROPERTY OF FCC COMMERCIAL FURNITURE
 THIS IS A FOR DESIGN PURPOSE TO EXPRESS DESIGN CONCEPTS TO THE ARCHITECT, CLIENT, CONTRACTOR AND INSTALLER FOR THE PROJECT SHOWN. THIS DESIGN AND THE CONCEPTS HEREIN SHALL NOT BE ALTERED OR USED AS CONSTRUCTION DOCUMENTS. DO NOT REPRODUCE OR LEND WITHOUT WRITTEN PERMISSION FROM FCC COMMERCIAL FURNITURE INC.

IMPORTANT

WRITTEN DIMENSIONS HAVE PRECEDENCE OVER SCALE IN ALL CASES.

DO NOT SCALE OFF PLANS. CONTACT FCC COMMERCIAL FURNITURE'S REPRESENTATIVE TO VERIFY ANY QUESTIONABLE DIMENSIONS AT TELEPHONE # 800.322.7328

THE GENERAL CONTRACTOR MUST VERIFY ALL BUILDING DIMENSIONS, EQUIPMENT, FURNITURE PLACEMENT, UTILITY LOCATIONS, AND CONDITIONS AT THE JOB SITE.

THE GENERAL CONTRACTOR MUST NOTIFY FCC COMMERCIAL FURNITURE OF ALL DISCREPANCIES AND/OR REQUIRED ADJUSTMENTS PRIOR TO STARTING WORK.

FCC COMMERCIAL FURNITURE HAS PREPARED THESE DOCUMENTS AS ACCURATELY AS POSSIBLE WITH THE ARCHITECTURAL INFORMATION PROVIDED. DUE TO LACK OF ACCURATE AND COMPLETE DIMENSIONED ARCHITECTURAL PLANS, OWNER UNDERSTANDS THAT ADJUSTMENTS TO THE FINAL LOCATIONS OF EQUIPMENT AND/OR FURNITURE PLACEMENT MAY BE REQUIRED AT THE OWNER'S EXPENSE DUE TO DISCREPANCIES BASED ON ACTUAL JOB SITE DIMENSIONS AND CONDITIONS.

REFER TO ARCHITECTURAL OR ENGINEER DRAWINGS FOR COMPLETE AND ACCURATE DIMENSIONS OF BUILDING STRUCTURE.

THESE CONTRACT DOCUMENTS AND THE INFORMATION THEY CONTAIN ARE THE PROPERTY OF FCC COMMERCIAL FURNITURE INC., ROSEBURG, OREGON, 97470.

ALL PREPARED CONTRACT DOCUMENTS MAY NOT BE COPIED, REPRODUCED, USED OR IMPLEMENTED IN ANY WAY, IN PART OR IN WHOLE, WITHOUT THE EXPRESS WRITTEN CONSENT OF FCC COMMERCIAL FURNITURE INC.

ANY UNAUTHORIZED USE OF THESE PLANS WILL RESULT IN PAYMENT DUE FOR SERVICES RENDERED BY FCC COMMERCIAL FURNITURE INC.

ANY DEVIATIONS FROM THESE DRAWINGS FOR ANY REASON SHALL NOT BE DONE WITHOUT CONSENT OF FCC COMMERCIAL FURNITURE INC. IN ADVANCE. IN WRITING. FCC COMMERCIAL FURNITURE IS NOT RESPONSIBLE FOR DEVIATIONS, CHANGES, ADDITIONS, OR DELETIONS NOT REVIEWED AND APPROVED IN ADVANCE BY FCC COMMERCIAL FURNITURE INC.

THESE DOCUMENTS REFLECT SPECIFIC SEATING AND DECOR EQUIPMENT ORDERED OF DATE SHOWN BELOW.

CLIENT:



Burger King # 14447
 1 Levitt Parkway
 Willingboro, NJ 08048
 Decor: Garden Grill
 Building Type: Custom

CUSTOMER
Ampler Development

SHEET TITLE:
G.C. PROVIDED ITEMS AND DETAILS

WORK ORDER NUMBER:

FINALS BY:

DRAWN BY:
JOE LOGSDON
 SCALE:

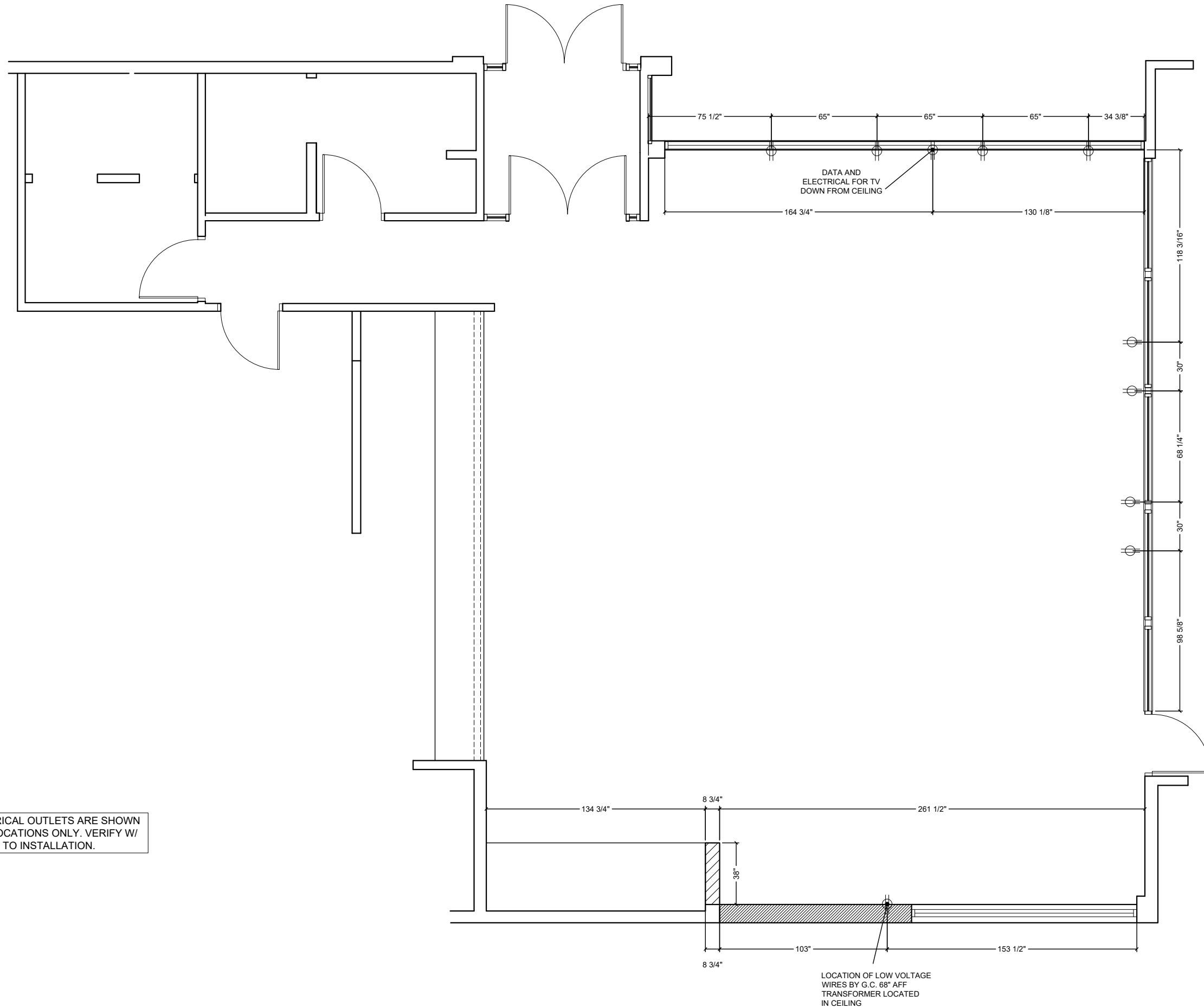
3/16" = 1'-0"

ORIGINAL DATE:
November 8, 2021

PLOT DATE:
November 24, 2021

PROJECT #:
22825-001

SHEET #:
D7.0



NOTE: ALL ELECTRICAL OUTLETS ARE SHOWN AS SUGGESTED LOCATIONS ONLY. VERIFY W/ ARCHITECT PRIOR TO INSTALLATION.

LOCATION OF LOW VOLTAGE WIRES BY G.C. 68" AFF. TRANSFORMER LOCATED IN CEILING

Common Wayfinding Graphics

Required unless noted. Graphics may not always be applicable to all locations. Refer to décor plans for image specific graphics.



FCC COMMERCIAL FURNITURE INC.
8452 OLD HWY 99 N. ROSEBURG, OR 97470 USA
T. 800.322.7328 | F. 541.673.7441 | WWW.FCCFURN.COM
DESIGNED AND BUILT IN U.S.A.

PROPERTY OF FCC COMMERCIAL FURNITURE
THIS IS A FOR DESIGN PURPOSE TO EXPRESS DESIGN CONCEPTS TO THE ARCHITECT, CLIENT, CONTRACTOR AND INSTALLER FOR THE PROJECT SHOWN. THIS DESIGN AND THE CONCEPTS HEREIN SHALL NOT BE ALTERED OR USED AS CONSTRUCTION DOCUMENTS. DO NOT REPRODUCE OR LEND WITHOUT WRITTEN PERMISSION FROM FCC COMMERCIAL FURNITURE INC.

IMPORTANT

WRITTEN DIMENSIONS HAVE PRECEDENCE OVER SCALE IN ALL CASES.

DO NOT SCALE OFF PLANS. CONTACT FCC COMMERCIAL FURNITURE'S REPRESENTATIVE TO VERIFY ANY QUESTIONABLE DIMENSIONS AT TELEPHONE # 800.322.7328

THE GENERAL CONTRACTOR MUST VERIFY ALL BUILDING DIMENSIONS, EQUIPMENT, FURNITURE PLACEMENT, UTILITY LOCATIONS, AND CONDITIONS AT THE JOB SITE.

THE GENERAL CONTRACTOR MUST NOTIFY FCC COMMERCIAL FURNITURE OF ALL DISCREPANCIES AND/OR REQUIRED ADJUSTMENTS PRIOR TO STARTING WORK.

FCC COMMERCIAL FURNITURE HAS PREPARED THESE DOCUMENTS AS ACCURATELY AS POSSIBLE WITH THE ARCHITECTURAL INFORMATION PROVIDED. DUE TO LACK OF ACCURATE AND COMPLETE DIMENSIONED ARCHITECTURAL PLANS, OWNER UNDERSTANDS THAT ADJUSTMENTS TO THE FINAL LOCATIONS OF EQUIPMENT AND/OR FURNITURE PLACEMENT MAY BE REQUIRED AT THE OWNER'S EXPENSE DUE TO DISCREPANCIES BASED ON ACTUAL JOB SITE DIMENSIONS AND CONDITIONS.

REFER TO ARCHITECTURAL OR ENGINEER DRAWINGS FOR COMPLETE AND ACCURATE DIMENSIONS OF BUILDING STRUCTURE.

THESE CONTRACT DOCUMENTS AND THE INFORMATION THEY CONTAIN ARE THE PROPERTY OF FCC COMMERCIAL FURNITURE INC., ROSEBURG, OREGON, 97470.

ALL PREPARED CONTRACT DOCUMENTS MAY NOT BE COPIED, REPRODUCED, USED OR IMPLEMENTED IN ANY WAY, IN PART OR IN WHOLE, WITHOUT THE EXPRESS WRITTEN CONSENT OF FCC COMMERCIAL FURNITURE INC.

ANY UNAUTHORIZED USE OF THESE PLANS WILL RESULT IN PAYMENT DUE FOR SERVICES RENDERED BY FCC COMMERCIAL FURNITURE INC.

ANY DEVIATIONS FROM THESE DRAWINGS FOR ANY REASON SHALL NOT BE DONE WITHOUT CONSENT OF FCC COMMERCIAL FURNITURE INC. IN ADVANCE. IN WRITING, FCC COMMERCIAL FURNITURE IS NOT RESPONSIBLE FOR DEVIATIONS, CHANGES, ADDITIONS, OR DELETIONS NOT REVIEWED AND APPROVED IN ADVANCE BY FCC COMMERCIAL FURNITURE INC.

THESE DOCUMENTS REFLECT SPECIFIC SEATING AND DECOR EQUIPMENT ORDERED OF DATE SHOWN BELOW.

CLIENT:



Burger King # 14447
1 Levitt Parkway
Willingboro, NJ 08048
Decor: Garden Grill
Building Type: Custom

CUSTOMER
Ampler Development

SHEET TITLE:
WAYFINDING SIGNAGE

WORK ORDER NUMBER:

FINALS BY:

DRAWN BY:
JOE LOGSDON

SCALE:
NA

ORIGINAL DATE:
November 8, 2021

PLOT DATE:
November 24, 2021

PROJECT #:
22825-001

SHEET #:
D7.1

Wi-Fi



Freshly Sliced Onions

Freshly sliced onions and tomatoes every day.

Trash Bin Decals (optional)

Thank you! Recycle Compost



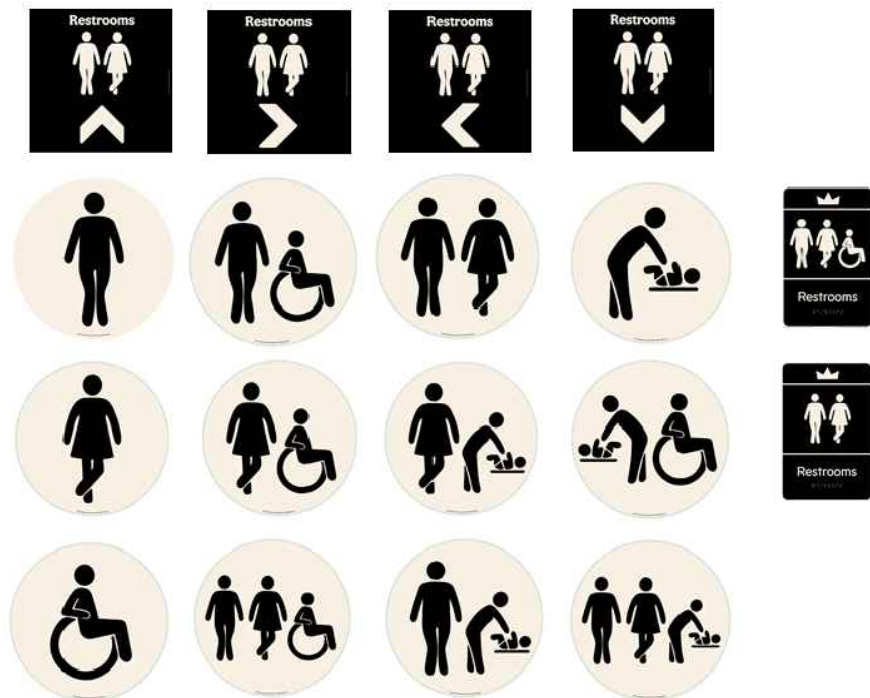
Tray Return



No Smoking (optional)



Restroom Wayfinding (selection varies based on store layout)



Hours of Operation



Door Push-Pull Decals



Approved Graphic Suppliers:

LSI Graphics
Email: Bk.Graphics@LSI-Corp.com
Phone: 330-494-9444

Moss Retail
2643 West Chicago Ave.
Chicago, IL 60622
Contact: DJ Scandiff; (773) 435-7600 ext. 617
Contact: Rob Lorts; (773) 435-7600 Ext. 655
Order e-mail: BK@mossinc.com

VGS, Inc.
1696 Mabry Mill Dr., SW
North Canton, OH 44709
Contact: Greg Moroz; (201) 528-9680
Order e-mail: burgerking@vgs-inc.com

APA Color Graphics
2929 Pacific Drive
Norcross, GA 30071
Contact: Tony Tantillo; (404) 355-1355
Email: tony@apacolorgraphics.com; BKOrders@apacolorgraphics.com

Exterior Billboard

(Not Applicable to Pavilion Bldg.)



Exterior Drive-Thru Panels

(selection varies based on allowable space)
(Not Applicable to Pavilion Bldg.)








The King is Calling Restroom Graphic






Crew Members Must Wash Hands



	Customer: Ampler Development Store: Burger King #14447 Location: Willingboro, NJ Project Number: 22825-001 Designer: Joe Logsdon Sales: Randy Moe Date: 11-15-2021 Décor: Garden Grill	Environmentally Friendly Finishes by FCC Standards  Greenguard Certified (Low VOC)  SCS Certified Recycled Content  PVC Free Upholstery  Crypton Green Upholstery	Additional Notes V 9.08.21
--	---	---	--------------------------------------

Specifications are for REFERENCE ONLY and are current from the date of the last revision. See architecturals for updated information. Contact FCC immediately with any modifications to building finishes.

Furniture Items		Supplier		Installer		BK Codes		Notes	
Item	Description	FCC	Others	FCC	Others	FCC	Others		
F1A	Standard Height Perimeter Booths (wall incl.) Style: Blaze Booth (40" H Wall) 1/2" Top Cap (No Drop): Solid Surface Corian, Deep Noctume (matte finish) Booth Wall: Laminate, Nevamar N/WF0011T Macchiato (grain) Edge Trim: Rehau, Match to Macchiato CP41002 Booth Seat: Vinyl, Maharam Lariat 440401, 010 Taupe 17.5" Back Pad: Vinyl, Maharam Lariat 440401, 007 Oyster Bottom Trim: 3MM Black PVC Booth Base: 1/8" Black ABS Crumb Trough Trim: Laminate, Pionite, Black SE101 Legs: Powdercoat, Blackened Steel	X			X			SS-8G  Nevamar PL-15G Wood Grain to run vertically MEB-2G Clipped Down Hardware UPH-7G UPH-10G MF-1G	
F1B	Standard Height Settees (no wall) Style: Blaze Settee Booth Seat: Vinyl, Maharam Lariat 440401, 010 Taupe 15" Back Pad: Vinyl, Maharam Lariat 440401, 007 Oyster Crumb Trough Trim: Laminate, Pionite, Black SE101 Bottom Trim: 3MM Black PVC Booth Base: 1/8" Black ABS Legs: Powdercoat, Blackened Steel	X			X			 Nevamar UPH-7G UPH-10G Wood Grain to run vertically PL-19G Clipped Down Hardware MF-1G	
F2A	Table Tops (at booths/ settees) Style: T0025 (1/8"R) 1 5/16" Thick Top: Laminate, Nevamar WK0017T Venerable Old Oak (grain) Edge: Rehau 592E Multiplex 1-5/16"	X			X			PL-9G All VBE seams to be placed against walls where possible MEB-1G Arrows on floor plan denote table grain location.	
F2B	Table Tops (center) Style: T0027 R (1/8"R) 3 Equal Stripes 1 5/16" Thick Top: Left Stripe: Laminate, Nevamar WZ2001T Santa Rosa Plum Tree (grain) Middle Stripe: Laminate, Nevamar N/WF0011T Macchiato (grain) Right Stripe: Laminate, Nevamar WF0013T Camel Macchiato Suede (grain) Edge: Rehau 592E Multiplex 1-5/16"	X			X			 Pionite/Wilsonart Table F2B is only applicable on tables in the center of the store PL-16G PL-15G PL-17G MEB-1G	
F2C	Coffee Tables (at lounge)							Not Applicable	

Furniture Items			Supplier		Installer		BK Codes		Notes
Item	Description	Finish	FCC	Others	FCC	Others	FCC	Others	
F3A	Community Table	Style: Stained Wood Community Table NO BK Logo Top Thickness: 1 3/4" Finish: American Light Oak with Lightly Toasted Satin Varnish Purse Hooks: Antique Bronze	X				X	NA	Supplier: CMI (Com. Int. Manu.) Contact: 706.253.4755 Rep: Austin Holan Quantity of Hooks: 6 for an 8 seater 4 for a 6 seater
F4A	Bar Height Seats	Style: Isabel Barstool Model: 8019-CMC Chair Back & Seat: Laminate, Match PL-17G Caramel Macchiato Frame Finish: Powdercoat, Blackened Steel Glides: Black	X				X	PL-17G MF-1G	Contact: 323.319.2722 Rep: Barry Woon Supplier: Twenty Four 7
F5A	Standard Height Seats (center)	Style: Isabel Chair Model: 8018-CMC Chair Back & Seat: Laminate, Match PL-17G Caramel Macchiato Frame Finish: Powdercoat, Blackened Steel Glides: Black	X				X	PL-17G MF-1G	Contact: 323.319.2722 Rep: Barry Woon Supplier: Twenty Four 7
F5B	Standard Height Seats (settee seats)	Style: Bronze Gale Standard Chair Model: 80-014-211-9 Chair Back & Seat: Laser Cut Steel with Bronze Powdercoat Glides: Rubber	X				X	NA	Contact: 323.319.2722 Rep: Barry Woon Supplier: Twenty Four 7
F5C	Standard Height Lounge Chairs	Not Applicable							
F6A	High Chairs	Manufacturer: Rubbermaid Style: Sturdy Chair FG-7805, Green Material: Molded Plastic ASTM F404-04		X			X		
F7A	Metal Work	Color: Blackened Steel (Square Steel)	X				X	MF-1G	* Tile grout by GC after steel is installed (typ.)
F8A	Divider Walls	Not Applicable							
F9A	Décor Screens (Option A)	Not Applicable							
F10A	Low Décor Screen	Not Applicable							



PROPERTY OF FCC COMMERCIAL FURNITURE
 THIS IS A FOR DESIGN PURPOSE TO EXPRESS DESIGN CONCEPTS TO THE ARCHITECT, CLIENT, CONTRACTOR AND INSTALLER FOR THE PROJECT SHOWN. THIS DESIGN AND THE CONCEPTS HEREIN SHALL NOT BE ALTERED OR USED AS CONSTRUCTION DOCUMENTS. DO NOT REPRODUCE OR LEND WITHOUT WRITTEN PERMISSION FROM FCC COMMERCIAL FURNITURE INC.

IMPORTANT
 WRITTEN DIMENSIONS HAVE PRECEDENCE OVER SCALE IN ALL CASES.

DO NOT SCALE OFF PLANS. CONTACT FCC COMMERCIAL FURNITURE'S REPRESENTATIVE TO VERIFY ANY QUESTIONABLE DIMENSIONS AT TELEPHONE # 800.322.7328

THE GENERAL CONTRACTOR MUST VERIFY ALL BUILDING DIMENSIONS, EQUIPMENT, FURNITURE PLACEMENT, UTILITY LOCATIONS, AND CONDITIONS AT THE JOB SITE.

THE GENERAL CONTRACTOR MUST NOTIFY FCC COMMERCIAL FURNITURE OF ALL DISCREPANCIES AND/OR REQUIRED ADJUSTMENTS PRIOR TO STARTING WORK.

FCC COMMERCIAL FURNITURE HAS PREPARED THESE DOCUMENTS AS ACCURATELY AS POSSIBLE WITH THE ARCHITECTURAL INFORMATION PROVIDED. DUE TO LACK OF ACCURATE AND COMPLETE DIMENSIONS, ARCHITECTURAL PLANS, OWNER UNDERSTANDS THAT ADJUSTMENTS TO THE FINAL LOCATIONS OF EQUIPMENT AND/OR FURNITURE PLACEMENT MAY BE REQUIRED AT THE OWNER'S EXPENSE DUE TO DISCREPANCIES BASED ON ACTUAL JOB SITE DIMENSIONS AND CONDITIONS.

REFER TO ARCHITECTURAL OR ENGINEER DRAWINGS FOR COMPLETE AND ACCURATE DIMENSIONS OF BUILDING STRUCTURE.

THESE CONTRACT DOCUMENTS AND THE INFORMATION THEY CONTAIN ARE THE PROPERTY OF FCC COMMERCIAL FURNITURE INC., ROSEBURG, OREGON, 97470.

ALL PREPARED CONTRACT DOCUMENTS MAY NOT BE COPIED, REPRODUCED, USED OR IMPLEMENTED IN ANY WAY, IN PART OR IN WHOLE, WITHOUT THE EXPRESS WRITTEN CONSENT OF FCC COMMERCIAL FURNITURE INC.

ANY UNAUTHORIZED USE OF THESE PLANS WILL RESULT IN PAYMENT DUE FOR SERVICES RENDERED BY FCC COMMERCIAL FURNITURE INC.

ANY DEVIATIONS FROM THESE DRAWINGS FOR ANY REASON SHALL NOT BE DONE WITHOUT CONSENT OF FCC COMMERCIAL FURNITURE INC. IN ADVANCE. IN WRITING, FCC COMMERCIAL FURNITURE IS NOT RESPONSIBLE FOR DEVIATIONS, CHANGES, ADDITIONS, OR DELETIONS NOT REVIEWED AND APPROVED IN ADVANCE BY FCC COMMERCIAL FURNITURE INC.

THESE DOCUMENTS REFLECT SPECIFIC SEATING AND DECOR EQUIPMENT ORDERED OF DATE SHOWN BELOW.

CLIENT:



Burger King # 14447
 1 Levitt Parkway
 Willingboro, NJ 08048
 Décor: Garden Grill
 Building Type: Custom

CUSTOMER
 Ampler Development

SHEET TITLE:
 SPECIFICATIONS

WORK ORDER NUMBER:

FINALS BY:

DRAWN BY:
 JOE LOGSDON

SCALE:
 NTS

ORIGINAL DATE:
 November 8, 2021

PLOT DATE:
 November 24, 2021

PROJECT #:
 22825-001

SHEET #:
 D8.0



FCC COMMERCIAL FURNITURE INC.
8452 OLD HWY 99 N, ROSEBURG, OR 97470 USA
T. 800.322.7328 | F. 541.673.7441 | WWW.FCCFURN.COM
DESIGNED AND BUILT IN U.S.A.

PROPERTY OF FCC COMMERCIAL FURNITURE
THIS IS A FOR DESIGN PURPOSE TO EXPRESS DESIGN
CONCEPTS TO THE ARCHITECT, CLIENT, CONTRACTOR
AND INSTALLER FOR THE PROJECT SHOWN. THIS DESIGN
AND THE CONCEPTS HEREIN SHALL
NOT BE ALTERED OR USED AS CONSTRUCTION
DOCUMENTS. DO NOT REPRODUCE OR LEND WITHOUT
WRITTEN PERMISSION FROM FCC COMMERCIAL
FURNITURE INC.

IMPORTANT

WRITTEN DIMENSIONS HAVE PRECEDENCE OVER SCALE
IN ALL CASES.

DO NOT SCALE OFF PLANS. CONTACT FCC COMMERCIAL
FURNITURE'S REPRESENTATIVE TO VERIFY ANY
QUESTIONABLE DIMENSIONS AT TELEPHONE #
800.322.7328

THE GENERAL CONTRACTOR MUST VERIFY ALL BUILDING
DIMENSIONS, EQUIPMENT, FURNITURE PLACEMENT,
UTILITY LOCATIONS, AND CONDITIONS AT THE JOB SITE.

THE GENERAL CONTRACTOR MUST NOTIFY FCC
COMMERCIAL FURNITURE OF ALL DISCREPANCIES
AND/OR REQUIRED ADJUSTMENTS PRIOR TO STARTING
WORK.

FCC COMMERCIAL FURNITURE HAS PREPARED THESE
DOCUMENTS AS ACCURATELY AS POSSIBLE WITH THE
ARCHITECTURAL INFORMATION PROVIDED. DUE TO LACK
OF ACCURATE AND COMPLETE DIMENSIONED
ARCHITECTURAL PLANS, OWNER UNDERSTANDS THAT
ADJUSTMENTS TO THE FINAL LOCATIONS OF EQUIPMENT
AND/OR FURNITURE PLACEMENT MAY BE REQUIRED AT
THE OWNER'S EXPENSE DUE TO DISCREPANCIES BASED
ON ACTUAL JOB SITE DIMENSIONS AND CONDITIONS.

REFER TO ARCHITECTURAL OR ENGINEER DRAWINGS
FOR COMPLETE AND ACCURATE DIMENSIONS OF
BUILDING STRUCTURE.

THESE CONTRACT DOCUMENTS AND THE INFORMATION
THEY CONTAIN ARE THE PROPERTY OF FCC COMMERCIAL
FURNITURE INC., ROSEBURG, OREGON, 97470.

ALL PREPARED CONTRACT DOCUMENTS MAY NOT BE
COPIED, REPRODUCED, USED OR IMPLEMENTED IN ANY
WAY, IN PART OR IN WHOLE, WITHOUT THE EXPRESS
WRITTEN CONSENT OF FCC COMMERCIAL FURNITURE INC.

ANY UNAUTHORIZED USE OF THESE PLANS WILL RESULT
IN PAYMENT DUE FOR SERVICES RENDERED BY FCC
COMMERCIAL FURNITURE INC.

ANY DEVIATIONS FROM THESE DRAWINGS FOR ANY
REASON SHALL NOT BE DONE WITHOUT CONSENT OF FCC
COMMERCIAL FURNITURE INC. IN ADVANCE. IN WRITING.
FCC COMMERCIAL FURNITURE IS NOT RESPONSIBLE FOR
DEVIATIONS, CHANGES, ADDITIONS, OR DELETIONS NOT
REVIEWED AND APPROVED IN ADVANCE BY FCC
COMMERCIAL FURNITURE INC.

THESE DOCUMENTS REFLECT SPECIFIC SEATING AND
DECOR EQUIPMENT ORDERED OF DATE SHOWN BELOW.

CLIENT:



Burger King # 14447
1 Levitt Parkway
Willingboro, NJ 08048
Decor: Garden Grill
Building Type: Custom

CUSTOMER
Ampler Development

SHEET TITLE:
SPECIFICATIONS

WORK ORDER NUMBER:

FINALS BY:

DRAWN BY:
JOE LOGSDON
SCALE:
NTS

ORIGINAL DATE:
November 8, 2021

PLOT DATE:
November 24, 2021

PROJECT #:
22825-001

SHEET #:
D8.1

Item	Description	Furniture Items		Supplier		Installer		BK Codes	Notes
		Finish		FCC	Others	FCC	Others		
F11A	Cabinets (Condiment and Trash)	Style: Cube (33/44gal) Top w/Tray Bumpers: Solid Surface, Corian, Deep Nocturne (matte finish) Sides: Laminate, Nevamar WK0017T Venerable Old Oak (grain) Edge: Charter Black Access Door: Laminate, Nevamar WK0017T Venerable Old Oak (grain) Vinyl Signage: "Thank You" Door Edge Pull: Stainless Steel Base Style: Open With Casters - Roll Out Liners Base Color: UFB-551-S2 Matte Black	X			X		SS-8G PL-9G Interior Trash Cabinet Laminate to Match Exterior Wood Grain to run vertically Corian/Neveamar	
F11B	Drink Station and Condiments	Top Finish: Stainless Steel Doors: Stainless Steel		X		X		Optional Top Finish: Solid Surface Avonite, BK Smoke #7885 Edge: 1-1/2" Square Drop Avonite Contact: 410.259.8508 Rep: Sandra Cohen, Aristech Additional supplier available	
F11C	Coke Free-Style	Not Applicable							
F11D	Optional Sauce Bar	Not Applicable							
F12A	Service Counter	Style: Square Face (Eased Edge) Top Finish: Solid Surface Avonite, BK Smoke #7885 Edge: 1-1/2" Square Drop Front Drop: 3" Back Edge: 2" Note: Min. 14'-0" L to fit menuboards	X			X		SS-9G	
F13A	Queue Line	Not Applicable							
F14A	Smoothie Surround	Style: 3-Form with Post & Clips Front Panel: 3-Form, Varia Ecoresin, 1/4" gauge, Manifesto w/ brown bkgmd Side Panel: 3-Form, Varia Ecoresin, 1/4" Gauge, brown background only Panel Finish: Sandstone front & back Edge: Polished Post & Clip Hardware: Satin Nickel	X			X		R-1G	Sizes: 48" or 60"
F15A	POS Shroud (optional)	Not Applicable							

Item	Description	Miscellaneous Decor Items		Supplier		Installer		BK Codes	Notes
		Finish		FCC	Others	FCC	Others		
D1A	ADA RR Signs	Item: ADA/Braille Sign Mounted on Wall Next to Restroom Door		X			X		
D1B	Directional Signage (required)	1. Wayfinding Sign "Restrooms", 2. RR Door Signs-Circle of Man/Woman 3. Restroom - "Crew Members Must Wash" 4. Tray Return (as applicable)		X			X		Supplier: Refer to Drawings Contact: Refer to Drawings
D1C	Entry Signage (required)	Includes: Door Decal "Hours of Operation" Door Decal "Push/Pull"		X			X		Supplier: Refer to Drawings Contact: Refer to Drawings
D1D	Wi-Fi Decal (required)	Item: "Free Wi-Fi" vinyl decal Size: Varies Per Store		X			X		Supplier: Refer to Drawings Contact: Refer to Drawings
D1E	King is Calling RR Decal (required)	Not Applicable							
D2A	Heritage Wall Art (optional)	Style: Framed and Matted BK Heritage Images Color: Black & White		X			X		Supplier: Refer to Drawings Contact: Refer to Drawings Total Quantity: 7
D2B	Wall Art Collage	Not Applicable							
D2C	Manifesto Graphic	Not Applicable, see F14A							
D3A	Drink Station Wall Decals	Not Applicable							
D4A	Flat Screen	By Owner		X			X		
D5A	Wall Shelves	Not Applicable							
D5B	Graphic Panels (required)	Style: Black Metal Framed Print Size: 36"W x 48"H Refer to Drawings for Image Selections		X			X		Supplier: Refer to Drawings Contact: Refer to Drawings
D5C	Shelf Artwork (required*)	Not Applicable							
D5D	Shelf Artwork (required*)	Not Applicable							
D7A	Ordering Kiosk (Opt.)	Not Applicable							

Miscellaneous Decor Items			Supplier		Installer		BK	Notes
Item	Description	Finish	FCC	Others	FCC	Others	Codes	
D8A	Metal Signage	1. Restroom Signage (optional) 2. Flame Grilling Since 1954 (required) (Mount at 70"H AFF on center)		X		X		Supplier: Nautical Furnishings Contact: Michael Hoglund; 954.771.1100
D8B	Metal Home of the Whopper LED Sign	Lettering: Aluminum, Powdercoat Flat Black Includes LED Lighting Size: 108"W x 12"H		X		X		Supplier: Nautical Furnishings Contact: Michael Hoglund; 954.771.1100 Bottom of sign at 68"H AFF
D8C	Order Here & Pick Up Here	Item: Acrylic Sign with White Metal Lettering Mounting: Chain Sign 1: Order Here, 18"W x 10"H Sign 2: Pick Up Here, 21"W x 10"H		X		X		Supplier: Refer to Drawings Contact: Refer to Drawings
D8D	Mobile Order Pick Up Here	Not Applicable						
D9A	Have It Your Way LED Sign (optional)	Not Applicable						
D9B	Brown Flame Grilling Crown Sign (optional)	Not Applicable						
D10A	Exterior Drive-Thru Image Panels (required)	Item: 40"W x 54"H Framed Posters Refer to Architecturals for Installation Information		X		X		Qty: 1, 2 or 3 (as space allows) Supplier: Refer to Drawings Contact: Refer to Drawings Not Applicable to Pavilion Bldg
D10B	Exterior Whopper Billboard (Optional)	Item: 120"W x 60"H Vinyl, (size may vary per site) Refer to Architecturals for Installation Information		X		X		Qty: 1 Supplier: Refer to Drawings Contact: Refer to Drawings Not Applicable to Pavilion Bldg

Interior Building Finishes			Supplier		Installer		BK	Notes
Item	Description	Finish	FCC	Others	FCC	Others	Codes	
B1A	Main Floor Tile and Base Tile	Manufacturer: Eurowest Item: TCG2424027SQ (floor tile) Color: Simply Gray Honed (rectified) Size: 24"x24" (floor tile) Item: TCG1224027SQ (base tile) Color: Simply Gray Honed (rectified) Size: 6"x24" (cut from 12"x24" field tile) Grout: CBP, Fusion Pro Single Comp., #335 Winter Gray, 1/16"		X		X		Floor tile must exceed 0.42 SCOF Minimum (Dry and Wet) Standard per ASTM F1677-05. It must meet Corporate Approved Guidelines and follow ANSI A108.01 and A108.02.
B1B	Accent Floor Tile (Light Wood)	Manufacturer: Eurowest Item: IRG 0624123 (rectified) Color: Larch US (French Wood) Size: 6"x24" Grout: CBP, Fusion Pro Single Comp., #335 Winter Gray, 1/16"		X		X		Eurowest Contact: 714.309.9551 Rep: Jan Deter Additional supplier(s) available per BKC Finish Schedule
B1C	Accent Floor Tile (Dark Wood)	Manufacturer: Eurowest Item: IRG 0624122 (rectified) Color: Elm US (French Wood) Size: 6"x24" Grout: CBP, Fusion Pro Single Comp., #335 Winter Gray 1/16"		X		X		Grout Note: Prolite® Premium Large Format Tile Mortar, Rapid Set
B2A	Tile Base	See B1A, See Plans for Usage		X		X		See Also Architecturals for Details
B2B	Kitchen Floor Tile	Manufacturer: Eurowest Item: TCG1212142, Capitol Gray TX Tile Size: 12" x 12" Cove Base: TCG612C142-6" x 12' base TCG60C142-6" x 1" Comer Grout: CBP, CEG-IG Industrial Grade 100% Solids Epoxy Grout, #370 Dove Gray		X		X		Eurowest Contact: 714.309.9551 Rep: Jan Deter Additional supplier(s) available per BKC Finish Schedule
B2C	Floor Transition Strip	Manufacturer: Schluter Systems Series: Transition Profiles for Floors Schiene (Radius) AE 100-R Finish: Satin Anodized Aluminum Size: 3/8"		X		X		TR-1L TS-1G Contact: 786-858-0010 Rep: Rosanna Ruiz
B2D	Floor to Wall Cove Trim (If required)	Manufacturer: Schluter Systems Item: Cove-Shaped Profile, DILEX-HKU Finish: Brushed Stainles Size: 3/8"		X		X		Note: For Use Only When Required by CA Health Dept. Contact: 786-858-0010 Rep: Rosanna Ruiz
B3A	Under Service Counter, Service Area Side Wall, Drink Station Side Walls	Manufacturer: Eurowest Item: IRG 0624123 (rectified) Color: Larch US (French Wood) Size: 6"x24" Grout: CBP, Fusion Pro Single Component, #145 Light Smoke, 1/16"Th		X		X		Install: Refer to décor elevations, No base tile Eurowest Contact: 714.309.9551 Rep: Jan Deter Additional supplier(s) available per BKC Finish Schedule
B3B	Tile at Service Area Side & Corridor Wall	Manufacturer: Eurowest Item: TCG1224027SQ Color: Simply Gray Honed (rectified) Size: 12"x24" Grout: CBP, Fusion Pro Single Comp., #335 Winter Gray 1/16"		X		X		Install: Horizontal stacked bond to floor - no base tile. Eurowest Contact: 714.309.9551 Rep: Jan Deter Additional supplier(s) available per BKC Finish Schedule Grout Note: Prolite® Premium Large Format Tile Mortar, Rapid Set
B3C	Accent Laminate at Service Area	Not Applicable						



FCC COMMERCIAL FURNITURE INC.
8452 OLD HWY 99 N, ROSEBURG, OR 97470 USA
T. 800.322.7328 | F. 541.673.7441 | WWW.FCCFURN.COM
DESIGNED AND BUILT IN U.S.A.

PROPERTY OF FCC COMMERCIAL FURNITURE
THIS IS A FOR DESIGN PURPOSE TO EXPRESS DESIGN CONCEPTS TO THE ARCHITECT, CLIENT, CONTRACTOR AND INSTALLER FOR THE PROJECT SHOWN. THIS DESIGN AND THE CONCEPTS HEREIN SHALL NOT BE ALTERED OR USED AS CONSTRUCTION DOCUMENTS. DO NOT REPRODUCE OR LEND WITHOUT WRITTEN PERMISSION FROM FCC COMMERCIAL FURNITURE INC.

IMPORTANT

WRITTEN DIMENSIONS HAVE PRECEDENCE OVER SCALE IN ALL CASES.

DO NOT SCALE OFF PLANS. CONTACT FCC COMMERCIAL FURNITURE'S REPRESENTATIVE TO VERIFY ANY QUESTIONABLE DIMENSIONS AT TELEPHONE # 800.322.7328

THE GENERAL CONTRACTOR MUST VERIFY ALL BUILDING DIMENSIONS, EQUIPMENT, FURNITURE PLACEMENT, UTILITY LOCATIONS, AND CONDITIONS AT THE JOB SITE.

THE GENERAL CONTRACTOR MUST NOTIFY FCC COMMERCIAL FURNITURE OF ALL DISCREPANCIES AND/OR REQUIRED ADJUSTMENTS PRIOR TO STARTING WORK.

FCC COMMERCIAL FURNITURE HAS PREPARED THESE DOCUMENTS AS ACCURATELY AS POSSIBLE WITH THE ARCHITECTURAL INFORMATION PROVIDED. DUE TO LACK OF ACCURATE AND COMPLETE DIMENSIONED ARCHITECTURAL PLANS, OWNER UNDERSTANDS THAT ADJUSTMENTS TO THE FINAL LOCATIONS OF EQUIPMENT AND/OR FURNITURE PLACEMENT MAY BE REQUIRED AT THE OWNER'S EXPENSE DUE TO DISCREPANCIES BASED ON ACTUAL JOB SITE DIMENSIONS AND CONDITIONS.

REFER TO ARCHITECTURAL OR ENGINEER DRAWINGS FOR COMPLETE AND ACCURATE DIMENSIONS OF BUILDING STRUCTURE.

THESE CONTRACT DOCUMENTS AND THE INFORMATION THEY CONTAIN ARE THE PROPERTY OF FCC COMMERCIAL FURNITURE INC., ROSEBURG, OREGON, 97470.

ALL PREPARED CONTRACT DOCUMENTS MAY NOT BE COPIED, REPRODUCED, USED OR IMPLEMENTED IN ANY WAY, IN PART OR IN WHOLE, WITHOUT THE EXPRESS WRITTEN CONSENT OF FCC COMMERCIAL FURNITURE INC.

ANY UNAUTHORIZED USE OF THESE PLANS WILL RESULT IN PAYMENT DUE FOR SERVICES RENDERED BY FCC COMMERCIAL FURNITURE INC.

ANY DEVIATIONS FROM THESE DRAWINGS FOR ANY REASON SHALL NOT BE DONE WITHOUT CONSENT OF FCC COMMERCIAL FURNITURE INC. IN ADVANCE. IN WRITING, FCC COMMERCIAL FURNITURE IS NOT RESPONSIBLE FOR DEVIATIONS, CHANGES, ADDITIONS, OR DELETIONS NOT REVIEWED AND APPROVED IN ADVANCE BY FCC COMMERCIAL FURNITURE INC.

THESE DOCUMENTS REFLECT SPECIFIC SEATING AND DECOR EQUIPMENT ORDERED OF DATE SHOWN BELOW.

CLIENT:



Burger King # 14447
1 Levitt Parkway
Willingboro, NJ 08048
Decor: Garden Grill
Building Type: Custom

CUSTOMER
Ampler Development

SHEET TITLE:
SPECIFICATIONS

WORK ORDER NUMBER:

FINALS BY:

DRAWN BY:
JOE LOGSDON

SCALE:

NTS

ORIGINAL DATE:
November 8, 2021

PLOT DATE:
November 24, 2021

PROJECT #:

22825-001

SHEET #:

D8.2



FCC COMMERCIAL FURNITURE INC.
8452 OLD HWY 99 N, ROSEBURG, OR 97470 USA
T. 800.322.7328 | F. 541.673.7441 | WWW.FCCFURN.COM
DESIGNED AND BUILT IN U.S.A.

PROPERTY OF FCC COMMERCIAL FURNITURE
THIS IS A FOR DESIGN PURPOSE TO EXPRESS DESIGN
CONCEPTS TO THE ARCHITECT, CLIENT, CONTRACTOR
AND INSTALLER FOR THE PROJECT SHOWN. THIS DESIGN
AND THE CONCEPTS HEREIN SHALL
NOT BE ALTERED OR USED AS CONSTRUCTION
DOCUMENTS. DO NOT REPRODUCE OR LEND WITHOUT
WRITTEN PERMISSION FROM FCC COMMERCIAL
FURNITURE INC.

IMPORTANT

WRITTEN DIMENSIONS HAVE PRECEDENCE OVER SCALE
IN ALL CASES.

DO NOT SCALE OFF PLANS. CONTACT FCC COMMERCIAL
FURNITURE'S REPRESENTATIVE TO VERIFY ANY
QUESTIONABLE DIMENSIONS AT TELEPHONE #
800.322.7328

THE GENERAL CONTRACTOR MUST VERIFY ALL BUILDING
DIMENSIONS, EQUIPMENT, FURNITURE PLACEMENT,
UTILITY LOCATIONS, AND CONDITIONS AT THE JOB SITE.

THE GENERAL CONTRACTOR MUST NOTIFY FCC
COMMERCIAL FURNITURE OF ALL DISCREPANCIES
AND/OR REQUIRED ADJUSTMENTS PRIOR TO STARTING
WORK.

FCC COMMERCIAL FURNITURE HAS PREPARED THESE
DOCUMENTS AS ACCURATELY AS POSSIBLE WITH THE
ARCHITECTURAL INFORMATION PROVIDED. DUE TO LACK
OF ACCURATE AND COMPLETE DIMENSIONED
ARCHITECTURAL PLANS, OWNER UNDERSTANDS THAT
ADJUSTMENTS TO THE FINAL LOCATIONS OF EQUIPMENT
AND/OR FURNITURE PLACEMENT MAY BE REQUIRED AT
THE OWNER'S EXPENSE DUE TO DISCREPANCIES BASED
ON ACTUAL JOB SITE DIMENSIONS AND CONDITIONS.

REFER TO ARCHITECTURAL OR ENGINEER DRAWINGS
FOR COMPLETE AND ACCURATE DIMENSIONS OF
BUILDING STRUCTURE.

THESE CONTRACT DOCUMENTS AND THE INFORMATION
THEY CONTAIN ARE THE PROPERTY OF FCC COMMERCIAL
FURNITURE INC., ROSEBURG, OREGON, 97470.

ALL PREPARED CONTRACT DOCUMENTS MAY NOT BE
COPIED, REPRODUCED, USED OR IMPLEMENTED IN ANY
WAY, IN PART OR IN WHOLE, WITHOUT THE EXPRESS
WRITTEN CONSENT OF FCC COMMERCIAL FURNITURE INC.

ANY UNAUTHORIZED USE OF THESE PLANS WILL RESULT
IN PAYMENT DUE FOR SERVICES RENDERED BY FCC
COMMERCIAL FURNITURE INC.

ANY DEVIATIONS FROM THESE DRAWINGS FOR ANY
REASON SHALL NOT BE DONE WITHOUT CONSENT OF FCC
COMMERCIAL FURNITURE INC. IN ADVANCE. IN WRITING,
FCC COMMERCIAL FURNITURE IS NOT RESPONSIBLE FOR
DEVIATIONS, CHANGES, ADDITIONS, OR DELETIONS NOT
REVIEWED AND APPROVED IN ADVANCE BY FCC
COMMERCIAL FURNITURE INC.

THESE DOCUMENTS REFLECT SPECIFIC SEATING AND
DECOR EQUIPMENT ORDERED OF DATE SHOWN BELOW.

CLIENT:



Burger King # 14447
1 Levitt Parkway
Willingboro, NJ 08048
Decor: Garden Grill
Building Type: Custom

CUSTOMER
Ampler Development

SHEET TITLE:
SPECIFICATIONS

WORK ORDER NUMBER:

FINALS BY:

DRAWN BY:
JOE LOGSDON

SCALE:

NTS

ORIGINAL DATE:
November 8, 2021

PLOT DATE:
November 24, 2021

PROJECT #:
22825-001

SHEET #:
D8.3

Interior Building Finishes			Supplier		Installer		BK	Notes
Item	Description	Finish	FCC	Others	FCC	Others	Codes	
C	Tile at Back of Drink Station	Manufacturer: Eurowest Item: TCG2424027SQ Color: Simply Gray Honed (rectified) Size: 24"x24" Grout: CBP, Fusion Pro Single Comp., #335 Winter Gray 1/16"		X		X	CT-25G GR-15G	Install: Horizontal stacked bond to floor - no base tile. Eurowest Contact: 714.309.9551 Rep: Jan Deter Additional supplier(s) available per BKC Finish Schedule Grout Note: Prolite® Premium Large Format Tile Mortar, Rapid Set
B4A	Back of House	Manufacturer: Marlite Series: FRP Symmetrix, A916 G312R Panel Color: White/Black Core, No Top Coat (Grey Score Line) Trim: FRPMOLD BK Nickel Anodized Edge Trim: A570, 8' lengths O/S Trim: A560, 8' lengths I/S Trim: A551, 8' lengths Panel Sizes: 4'x8' or 4' x 10' Sealant: Gray Sealant 509, WM46651		X		X	FRP-1G TR-3G	Marlite Cust. Serv.: 330.343.6621 Rep: Anita Craig, acraig@marlite.com Option: White Subway Tile, See B9A
B5A	Wainscot (Lower Wall Surface)	Supplier/Item: Marlite, Allure Panel Color: Nevamar, WF001-T Macchiato Panel Size: 4' x 4' Trim: Match to Marlite Macchiato Adhesive: By Others	X			X	WP-2G	Install: Wood grain runs vertically Panel Qty (4' x 4'): 73 Divider Trim AP-30N (9'): 7 Edge Trim AP-28N (9'): 38 I/C AP-32N (9'): 3 O/C AP-34N (9'): 2
B6A	Chair Rail	Style: FDBC084 Material: Solid Surface, Corian, Deep Nocturne Size: 1" x 2"	X			X	SS-8G	Qty. (12'): 14
B7A	Main Wall Finish	Manufacturer: Paint, PPG Primer: 6-4900XI Speedhide Zero VOC Int. Latex Satin Paint: 6-4310XI Speedhide Zero VOC Int Latex Eggshell Color: Ashen, PPG1023-3		X		X	P-15G	PPG Contact: Daniel Huber, 713.702.3636, daniel.huber@ppg.com Additional supplier(s) available per BKC Finish Schedule
B8A	Accent Brick Finish	Manufacturer: Pine Hall Brick Series: Thin Clad Veneer Color: Old Irvington Size: 7 5/8" x 3 5/8" x 1/2" Grout: Lehigh Hanson, B-12C/B-12, Gingerbread, Ohio River Masonry Sand		X		X	BR-2G EGR-1G	Install: Horizontal, 50% offset, include base tile to match floor Pine Hall Contact: Preston Steele E-mail: psteele@pinehallbrick.com Additional supplier(s) available per BKC Finish Schedule Grout Contact: Carl Applebaum, 502-523-2666, carl.applebaum@lehighhanson.com
B8B	Wall Tile Corner Trim	Manufacturer: Schluter Systems Finish: Satin Nickel Anodized Alum. Style: QUADDEC Q100AT 3/8"		X		X	TR-1	Contact: 786-858-0010 Rep: Rosanna Ruiz
B9A	Menuboard & Service Area Back Wall	Manufacturer: Eurowest Item: 1318glosswh1 Color: White, Glossy Size: 3" x 12" Grout: CBP, Fusion Pro Single Comp., #543 Driftwood, 1/8"Th		X		X	CT-31G GR-18G	Install: Horizontal, 50% offset Eurowest Contact: 714.309.9551 Rep: Jan Deter Additional supplier(s) available
B10A	Window Sills	Material: Solid Surface Corian, Deep Nocturne Thickness: 1/2"	X			X	SS-8G	Qty. (12'): 16

Interior Building Finishes			Supplier		Installer		BK	Notes
Item	Description	Finish	FCC	Others	FCC	Others	Codes	
B11A	Interior Doors and Frames	Finish: Laminate, Nevamar WK0017T Venerable Old Oak (grain) Frames: Clear Anodized Aluminum Finish: Paint, PPG Primer: 90-712 Pitt Tech Paint: 6-1510XI, Speedhide Int/Ext WB Alkyd Semi Gloss Color: Ashen, PPG1023-3		X		X	PL-9G P-4G	Install: Wood Grain Runs Vertically Nevamar Contact: 877.726.6526 Rep: John Trulock PPG Contact: Daniel Huber, 713.702.3636, daniel.huber@ppg.com Additional supplier(s) available per BKC Finish Schedule
B11B	Kitchen Door & Frame (Kitchen Side Only)	Not Applicable						
B12A	Open Truss Ceiling & BKoT Upper Wall Finish	Not Applicable						
B12B	Acoustical Ceiling Tile	Item: Armstrong, Cortega PN91311, #770 Size: 2' x 2' x 5/8" Tile Color: Custom Color, Sepia Edge: Flat In-Lay 15/16 Grid: Prelude 15/16", Exposed Tee Grid Color: Custom Color, Sepia		X		X	ACT-1G	Option to B12A Open Truss Contact: 252-214-4426 Rep: Cheryl Smith
B12C	Kitchen Acoustical Ceiling Tile	Item: Armstrong, Kitchen Zone #BP672 Size: 2' x 4' x 1/2" Tile Color: White Grid: Prelude 15/16" Exposed Tee Grid Color: White		X		X	ACT-2G	Contact: 252-214-4426 Rep: Cheryl Smith Additional supplier(s) available per BKC Finish Schedule
B12D	Acoustical Ceiling Tile (Play Area, if applicable)	Item: Armstrong, Fine fissured #1732 Size: 2' x 2' x 3/4" Tile Color: White (Upgrade: Adobe) Grid: Angled Tegular 15/16" Grid Color: White (Upgrade: Adobe)		X		X	ACT-3G	Contact: 252-214-4426 Rep: Cheryl Smith Additional supplier(s) available per BKC Finish Schedule
B12E	Drywall Ceiling (existing)	Finish: Paint, PPG Primer: 6-4900XI Speedhide Zero VOC Int Latex Satin Paint: 6-4310XI Speedhide Zero VOC Int. Latex Eggshell Color: White on White 30GY 88/014		X		X	P-5G	Refer to RCP for GC installed recessed light locations PPG Contact: Daniel Huber, 713.702.3636, daniel.huber@ppg.com Additional supplier(s) available per BKC Finish Schedule
B13A	Soffits	Finish: Paint, PPG Primer: 6-4900XI Speedhide Zero VOC Int Latex Satin Paint: 6-4310XI Speedhide Zero VOC Int. Latex Eggshell Color: White on White 30GY 88/014		X		X	P-5G	Refer to RCP for GC installed recessed light locations PPG Contact: Daniel Huber, 713.702.3636, daniel.huber@ppg.com Additional supplier(s) available per BKC Finish Schedule
B13B	Drywall Transition Reveal Trim	Manufacturer: Trim-Tex Drywall Products Item: Silver Architectural Reveal Bead, AS5110S Size: 1/2" x 1/2" x 10' lengths		X		X		If 6" x 6" perimeter soffit is omitted from BKoT bldg, this trim must be used between P-15G main wall finish and P-6G Upper Wall Finish



FCC COMMERCIAL FURNITURE INC.
8452 OLD HWY 99 N, ROSEBURG, OR 97470 USA
T. 800.322.7328 / F. 541.673.7441 | WWW.FCCFURN.COM
DESIGNED AND BUILT IN U.S.A.

PROPERTY OF FCC COMMERCIAL FURNITURE
THIS IS A FOR DESIGN PURPOSE TO EXPRESS DESIGN
CONCEPTS TO THE ARCHITECT, CLIENT, CONTRACTOR
AND INSTALLER FOR THE PROJECT SHOWN. THIS DESIGN
AND THE CONCEPTS HEREIN SHALL
NOT BE ALTERED OR USED AS CONSTRUCTION
DOCUMENTS. DO NOT REPRODUCE OR LEND WITHOUT
WRITTEN PERMISSION FROM FCC COMMERCIAL
FURNITURE INC.

IMPORTANT

WRITTEN DIMENSIONS HAVE PRECEDENCE OVER SCALE
IN ALL CASES.

DO NOT SCALE OFF PLANS. CONTACT FCC COMMERCIAL
FURNITURE'S REPRESENTATIVE TO VERIFY ANY
QUESTIONABLE DIMENSIONS AT TELEPHONE #
800.322.7328

THE GENERAL CONTRACTOR MUST VERIFY ALL BUILDING
DIMENSIONS, EQUIPMENT, FURNITURE PLACEMENT,
UTILITY LOCATIONS, AND CONDITIONS AT THE JOB SITE.

THE GENERAL CONTRACTOR MUST NOTIFY FCC
COMMERCIAL FURNITURE OF ALL DISCREPANCIES
AND/OR REQUIRED ADJUSTMENTS PRIOR TO STARTING
WORK.

FCC COMMERCIAL FURNITURE HAS PREPARED THESE
DOCUMENTS AS ACCURATELY AS POSSIBLE WITH THE
ARCHITECTURAL INFORMATION PROVIDED. DUE TO LACK
OF ACCURATE AND COMPLETE DIMENSIONED
ARCHITECTURAL PLANS, OWNER UNDERSTANDS THAT
ADJUSTMENTS TO THE FINAL LOCATIONS OF EQUIPMENT
AND/OR FURNITURE PLACEMENT MAY BE REQUIRED AT
THE OWNER'S EXPENSE DUE TO DISCREPANCIES BASED
ON ACTUAL JOB SITE DIMENSIONS AND CONDITIONS.

REFER TO ARCHITECTURAL OR ENGINEER DRAWINGS
FOR COMPLETE AND ACCURATE DIMENSIONS OF
BUILDING STRUCTURE.

THESE CONTRACT DOCUMENTS AND THE INFORMATION
THEY CONTAIN ARE THE PROPERTY OF FCC COMMERCIAL
FURNITURE INC., ROSEBURG, OREGON, 97470.

ALL PREPARED CONTRACT DOCUMENTS MAY NOT BE
COPIED, REPRODUCED, USED OR IMPLEMENTED IN ANY
WAY, IN PART OR IN WHOLE, WITHOUT THE EXPRESS
WRITTEN CONSENT OF FCC COMMERCIAL FURNITURE INC.

ANY UNAUTHORIZED USE OF THESE PLANS WILL RESULT
IN PAYMENT DUE FOR SERVICES RENDERED BY FCC
COMMERCIAL FURNITURE INC.

ANY DEVIATIONS FROM THESE DRAWINGS FOR ANY
REASON SHALL NOT BE DONE WITHOUT CONSENT OF FCC
COMMERCIAL FURNITURE INC. IN ADVANCE. IN WRITING,
FCC COMMERCIAL FURNITURE IS NOT RESPONSIBLE FOR
DEVIATIONS, CHANGES, ADDITIONS, OR DELETIONS NOT
REVIEWED AND APPROVED IN ADVANCE BY FCC
COMMERCIAL FURNITURE INC.

THESE DOCUMENTS REFLECT SPECIFIC SEATING AND
DECOR EQUIPMENT ORDERED OF DATE SHOWN BELOW.

CLIENT:



Burger King # 14447
1 Levitt Parkway
Willingboro, NJ 08048
Decor: Garden Grill
Building Type: Custom

CUSTOMER
Ampler Development

SHEET TITLE:
SPECIFICATIONS

WORK ORDER NUMBER:

FINALS BY:

DRAWN BY:
JOE LOGSDON
SCALE:
NTS

ORIGINAL DATE:
November 8, 2021

PLOT DATE:
November 24, 2021


PROJECT #:
22825-001

SHEET #:
D8.4

Interior Building Finishes			Supplier		Installer		BK	Notes
Item	Description	Finish	FCC	Others	FCC	Others	Codes	
B14A	Suspended 3D Lam Trellis	<i>Finish: Omnova, 3D Laminate Almond Cherry 508837</i> <i>Size: 12"W x 2"H</i> <i>Shroud/Hardware: Powdercoat, Tiger BLM 38/60400, Sudan Brown</i>	X			X		<i>Bottom of Soffit Mounted 6" from GC to Install Recessed Lighting in Trellis, See L1G/L1H</i>
B14B	Slat Laminate Soffit	<i>Side 1 Finish: Laminate, Nevamar WZ2001T Santa Rosa Plum</i> <i>Side 2 Finish: Laminate, Nevamar SO3300 SD, Café Sienna</i> <i>Edge: Rehau, 592E Multiplex</i> <i>Thickness: 1-1/4" Thick x 4" High</i> <i>Hardware: Powdercoat, Tiger, BLM 38/60400, Sudan Brown</i>	X			X	PL-16G PL-18G MEB-1G	<i>Side 2 to be installed facing windows.</i> <i>End slat at window to be side 1 finish, both sides.</i>


Vestibule Interior Finishes			Supplier		Installer		BK	Notes
Item	Description	Finish	FCC	Others	FCC	Others	Codes	
V1A	Wainscot (Lower Wall Surface)	<i>Finishes to Match Dining Room</i> <i>See B5A for Specification</i>	X			X	WP-2G	SEE B5A
V2A	Chair Rail	<i>Finishes to Match Dining Room</i> <i>See B6A for Specification</i>	X			X	SS-8G	SEE B6A
V3A	Main Wall Finish	<i>Finishes to Match Dining Room</i> <i>See B7A for Specification</i>		X		X	P-15G	

Restroom Interior Finishes			Supplier		Installer		BK	Notes
Item	Description	Finish	FCC	Others	FCC	Others	Codes	
R1A	Restroom Sink	<i>Style: Custom Trough Corian Sink</i> <i>Finish: Solid Surface, Corian, Glacier White</i> <i>Size: 18"D x 22"W x 5"H</i>		X		X		HJC Corp: barry.bryant@hjcinc.com OR Restroom Remodels Co.: keith@restroomremodels.com
R1B	Faucet	<i>Manufacturer: Grohe</i> <i>Model: Eurosmart Cosmopolitan</i> <i>Finish: Chrome</i>		X		X		
R2A	Stall Doors and Frames	<i>Finish: Laminate, Nevamar WK0017T Venerable Old Oak (grain)</i> <i>Frames: Clear Anodized Aluminum</i> <i>Finish: Paint, PPG</i> <i>Primer: 90-712 Pitt Tech</i> <i>Paint: 6-1510X, Speedhide Int/Ext WB Alkyd Semi Gloss</i> <i>Color: Ashen, PPG1023-3</i>		X		X	PL-9G P-4G	Install: Wood Grain Runs Vertically Nevamar Contact: 877.726.6526 Rep: John Trulock PPG Contact: Daniel Huber, 713.702.3636, daniel.huber@ppg.com <i>Additional supplier(s) available per BKC Finish Schedule</i>
R3A	Soap Dispenser	<i>Style: Dispenser 6562, Surface Mounted, Tank-type Horizontal Valve</i> <i>Finish: Stainless Steel</i>		X		X		HJC Corp: barry.bryant@hjcinc.com OR Restroom Remodels Co.: keith@restroomremodels.com
R3B	Hand Dryer	<i>World Dryer: Q-974A or,</i> <i>Excel Dryer: XL-BW BMC or,</i> <i>ASI: 10-0135-1</i> <i>Or Approved Hand Dryer Option</i>		X		X		
R4A	Urinal	<i>Style: Toto UT104E, TopSpud Inlet,</i> <i>Color: #01 Cotton</i>		X		X		
R4B	Toilet	<i>Style: American Standard, Madera, 16-1/2"H, 1.6gpf, Flushometer sytem with everclean</i>		X		X		
R5A	Wall Mirrors	<i>Style: BOBRICK B-165 2436</i> Channel Frame Mirror		X		X		
R5D	Waste Receptacle	<i>Not Applicable</i>						
R5F	Coat Hook	<i>Style: BOBRICK B-6717 Surface Mounted Single Robe Hook, Stainless</i>		X		X		
R5G	Paper Towel Dispenser	<i>Style: BOBRICK B-35903</i> Recessed Mounted Towel Dispenser		X		X		
R5H	Baby Changing Table	<i>Style: Koala Kare KB110-SSRE</i> <i>Finish: Stainless Steel</i> Optional <i>Style: Koala Kare KB200-05</i> <i>Finish: Polypropylene</i> Optional <i>Style: Custom Corian</i> <i>Finish: Corian, Glacier White</i>		X		X		



Restroom Interior Finishes			Supplier		Installer		BK	Notes
Item	Description	Finish	FCC	Others	FCC	Others	Codes	
R6A	Floor Tile	Manufacturer: Eurowest Item: TCG1224027SQ Color: Simply Gray Honed (rectified) Size: 12"x24" Grout: CBP, Fusion Pro Single Comp., #335 Winter Gray 1/16"		X		X	CT-27G GR-15G	Install: Stacked bond Eurowest Contact: 714.309.9551 Rep: Jan Deter Additional supplier(s) available per BKC Finish Schedule Grout Note: Prolite® Premium Large Format Tile Mortar, Rapid Set
R6B	Cove Base Profile Trim	Item: Schluter, Dilex-AHK100AT Finish: Satin Nickel Anodized Alum Size: 3/8"		X		X		Install between floor tile and base tile Contact: 786-858-0010 Rep: Rosanna Ruiz
R6C	Base Tile Trim	Item: Schluter, Quadec Q100AT, 3/8" Finish: Satin Nickel Anodized Alum Size: 3/8"		X		X	TR-1G	Install between top of base tile and wall tile Contact: 786-858-0010 Rep: Rosanna Ruiz
R7A	Grey Wall Tile	Manufacturer: Eurowest Item: TCG1224027SQ Color: Simply Gray Honed (rectified) Size: 12"x24" Grout: CBP, Fusion Pro Single Comp., #335 Winter Gray 1/16"		X		X	CT-27G GR-15G	Install: Horizontal stacked bond Eurowest Contact: 714.309.9551 Rep: Jan Deter Additional supplier(s) available per BKC Finish Schedule Grout Note: Prolite® Premium Large Format Tile Mortar, Rapid Set
R7B	Red Wall Tile	Manufacturer: Eurowest Series: Sensible Stone, ED5052 Color: Sign Red Natural Size: 12"x24" Grout: CBP, Fusion Pro Single Comp., #335 Winter Gray 1/16"		X		X	CT-30G GR-15G	Install: Vertical stacked bond Eurowest Contact: 714.309.9551 Rep: Jan Deter Additional supplier(s) available per BKC Finish Schedule Grout Note: Prolite® Premium Large Format Tile Mortar, Rapid Set
R7C	Wood-look Wall Tile (light wood)	Manufacturer: Eurowest Item: IRG 0624123 (rectified) Color: Larch US (French Wood) Size: 6"x24" Grout: CBP, Fusion Pro Single Comp., #335 Winter Gray 1/16"		X		X	CT-28G GR-15G	Install: Horizontal stacked bond Eurowest Contact: 714.309.9551 Rep: Jan Deter Additional supplier(s) available per BKC Finish Schedule Grout Note: Prolite® Premium Large Format Tile Mortar, Rapid Set
R8A	Ceiling Finish	Finish: Paint, PPG Primer: 6-4900XI Speedhide Zero VOC Int. Latex Satin Paint: 6-4310XI Speedhide Zero VOC Int. Latex Eggshell Color: White on White 30GY 88/014		X		X	P-5G	PPG Contact: Daniel Huber, 713.702.3636, daniel.huber@ppg.com Additional supplier(s) available per BKC Finish Schedule

Interior Lighting Finishes			Supplier		Installer		BK	Notes
Item	Description	Finish	FCC	Others	FCC	Others	Codes	
L1A	Accent Pendant Lighting (center tables)	Supplier: Nautical Furnishings Part #: SP30S-18-60D-927-03 (BK304) Finish: Cast Aluminum w/ Orange Accent Lamp: Edison, LED, 10W 2700K		X		X	A	Contact: 954.771.1100 Rep: Michael Hognlund Install bottom of pendant 6'-6" AFF
L1B	Accent Pendant Lighting (community tables)	Supplier: Nautical Furnishings Part #: BK305 Finish: Antique Bronze w/ Cage Lamp: Edison LED 8W 2700K or Clear Antique Style LED, 6W 2700K		X		X	B	Contact: 954.771.1100 Rep: Michael Hognlund Refer to plans for installation heights
L1C	White Can Light (placed in drywall soffits)	Item: 4" Dia White Recessed Downlight Part #: Juno, SP36671-WHTRM Size: 4" Downlight Trim: White Lamp: 15 Watt, 3000K		X		X	C4w at GWB	Contact: 615.843.3379 Rep: Wyatt Culver, Hermitage Light. Email: wyattc@hlg.co
L1D	Black Can Light (used with ceiling tile only)	Item: 4" Dia Black Recessed Downlight Part #: SP36671-BLTRM Size: 4" Downlight Trim: Black		X		X	C4b at ACT	Contact: 615.843.3379 Rep: Wyatt Culver, Hermitage Light. Email: wyattc@hlg.co
L1E	White Wallwasher (placed in soffits to highlight walls)	Item: 4" D White Recessed Wallwasher Part #: Juno, SP36671G2 Size: 4" Wallwasher Trim: # 39, White Lamp: 12.5 Watt, 3000K		X		X	D4w at GWB	Contact: 615.843.3379 Rep: Wyatt Culver, Hermitage Light. Email: wyattc@hlg.co
L1F	Black Wallwasher (used with ceiling tile only)	Item: 4" D Black Recessed Wallwasher Part #: SP36671G2/39C BL RFD44875 Size: 4" Wallwasher Trim: Black Lamp: 12.5 Watt, 3000K		X		X	D4b at ACT	Contact: 615.843.3379 Rep: Wyatt Culver, Hermitage Light. Email: wyattc@hlg.co
L1G	Track Lighting (to accent wall shelves in lounge)	Item: Track Lighting Part #: Juno, R600L3KNBZ Sizes: 8' or 4' lengths Finish: Bronze Lamp: 10 Watts, 2700K		X		X	E	Contact: 615.843.3379 Rep: Wyatt Culver, Hermitage Light. Email: wyattc@hlg.co
L1H	Queuing Area Lighting (open truss only)	Item: Linear Pendant Part #: PR1-BBD35A16SM06 Size: 16' L, 12' L or 8' L Finish: Aluminum Lamp: 49 Watts, 3500K		X		X	F (opt. 1)	Contact: 615.843.3379 Rep: Wyatt Culver, Hermitage Light. Email: wyattc@hlg.co Bottom of light to align with FSC Soffit
L1I	Accent Trellis Lighting	Item: 2" Dia White Recessed Downlight Part #: Juno, SP34378B-9-F1-SN Size: 2"W x 4-1/8" H Trim: Satin Nickel Lamp: 10 Watt, 3000K		X		X	G	Contact: 615.843.3379 Rep: Wyatt Culver, Hermitage Light. Email: wyattc@hlg.co Cut Hole Size: 2-5/8" D
L1J	Accent Trellis Lighting (Adjustable)	Item: 2"D White Recessed Wallwasher Part #: Juno, SP34378A-930-F1-SN Size: 2"W x 4-1/8" H Trim: Satin Nickel Lamp: 10 Watt, 3000K		X		X	G1	Contact: 615.843.3379 Rep: Wyatt Culver, Hermitage Light. Email: wyattc@hlg.co Cut Hole Size: 2-5/8" D
L1K	Sconce Light (optional)	Supplier: Nautical Furnishings Item: #BK305, Bronze Cage Sconce Lamp: Edison LED 8W 2700K or Clear Antique Style LED, 6W 2700K		X		X	B1	Contact: 954.771.1100 Rep: Michael Hognlund
Additional supplier(s) available per BK Light Fixture Schedule Available at designwithbk.com								
Specifications are for REFERENCE ONLY and are current from the date of the last revision. See architecturals for updated information. Contact FCC immediately with any modifications to building finishes.								



PROPERTY OF FCC COMMERCIAL FURNITURE
THIS IS A FOR DESIGN PURPOSE TO EXPRESS DESIGN
CONCEPTS TO THE ARCHITECT, CLIENT, CONTRACTOR
AND INSTALLER FOR THE PROJECT SHOWN. THIS DESIGN
AND THE CONCEPTS HEREIN SHALL
NOT BE ALTERED OR USED AS CONSTRUCTION
DOCUMENTS. DO NOT REPRODUCE OR LEND WITHOUT
WRITTEN PERMISSION FROM FCC COMMERCIAL
FURNITURE INC.

IMPORTANT

WRITTEN DIMENSIONS HAVE PRECEDENCE OVER SCALE
IN ALL CASES.

DO NOT SCALE OFF PLANS. CONTACT FCC COMMERCIAL
FURNITURE'S REPRESENTATIVE TO VERIFY ANY
QUESTIONABLE DIMENSIONS AT TELEPHONE #
800.322.7328

THE GENERAL CONTRACTOR MUST VERIFY ALL BUILDING
DIMENSIONS, EQUIPMENT, FURNITURE PLACEMENT,
UTILITY LOCATIONS, AND CONDITIONS AT THE JOB SITE.

THE GENERAL CONTRACTOR MUST NOTIFY FCC
COMMERCIAL FURNITURE OF ALL DISCREPANCIES
AND/OR REQUIRED ADJUSTMENTS PRIOR TO STARTING
WORK.

FCC COMMERCIAL FURNITURE HAS PREPARED THESE
DOCUMENTS AS ACCURATELY AS POSSIBLE WITH THE
ARCHITECTURAL INFORMATION PROVIDED. DUE TO LACK
OF ACCURATE AND COMPLETE DIMENSIONED
ARCHITECTURAL PLANS, OWNER UNDERSTANDS THAT
ADJUSTMENTS TO THE FINAL LOCATIONS OF EQUIPMENT
AND/OR FURNITURE PLACEMENT MAY BE REQUIRED AT
THE OWNER'S EXPENSE DUE TO DISCREPANCIES BASED
ON ACTUAL JOB SITE DIMENSIONS AND CONDITIONS.

REFER TO ARCHITECTURAL OR ENGINEER DRAWINGS
FOR COMPLETE AND ACCURATE DIMENSIONS OF
BUILDING STRUCTURE.

THESE CONTRACT DOCUMENTS AND THE INFORMATION
THEY CONTAIN ARE THE PROPERTY OF FCC COMMERCIAL
FURNITURE INC., ROSEBURG, OREGON, 97470.

ALL PREPARED CONTRACT DOCUMENTS MAY NOT BE
COPIED, REPRODUCED, USED OR IMPLEMENTED IN ANY
WAY, IN PART OR IN WHOLE, WITHOUT THE EXPRESS
WRITTEN CONSENT OF FCC COMMERCIAL FURNITURE INC.

ANY UNAUTHORIZED USE OF THESE PLANS WILL RESULT
IN PAYMENT DUE FOR SERVICES RENDERED BY FCC
COMMERCIAL FURNITURE INC.

ANY DEVIATIONS FROM THESE DRAWINGS FOR ANY
REASON SHALL NOT BE DONE WITHOUT CONSENT OF FCC
COMMERCIAL FURNITURE INC. IN ADVANCE. IN WRITING,
FCC COMMERCIAL FURNITURE IS NOT RESPONSIBLE FOR
DEVIATIONS, CHANGES, ADDITIONS, OR DELETIONS NOT
REVIEWED AND APPROVED IN ADVANCE BY FCC
COMMERCIAL FURNITURE INC.

THESE DOCUMENTS REFLECT SPECIFIC SEATING AND
DECOR EQUIPMENT ORDERED OF DATE SHOWN BELOW.



CLIENT:
Burger King # 14447
1 Levitt Parkway
Willingboro, NJ 08048
Decor: Garden Grill
Building Type: Custom

CUSTOMER
Ampler Development

SHEET TITLE:
SPECIFICATIONS

WORK ORDER NUMBER:

FINALS BY:

DRAWN BY:
JOE LOGSDON

SCALE:
NTS

ORIGINAL DATE:
November 8, 2021

PLOT DATE:
November 24, 2021

PROJECT #:
22825-001

SHEET #:
D8.5

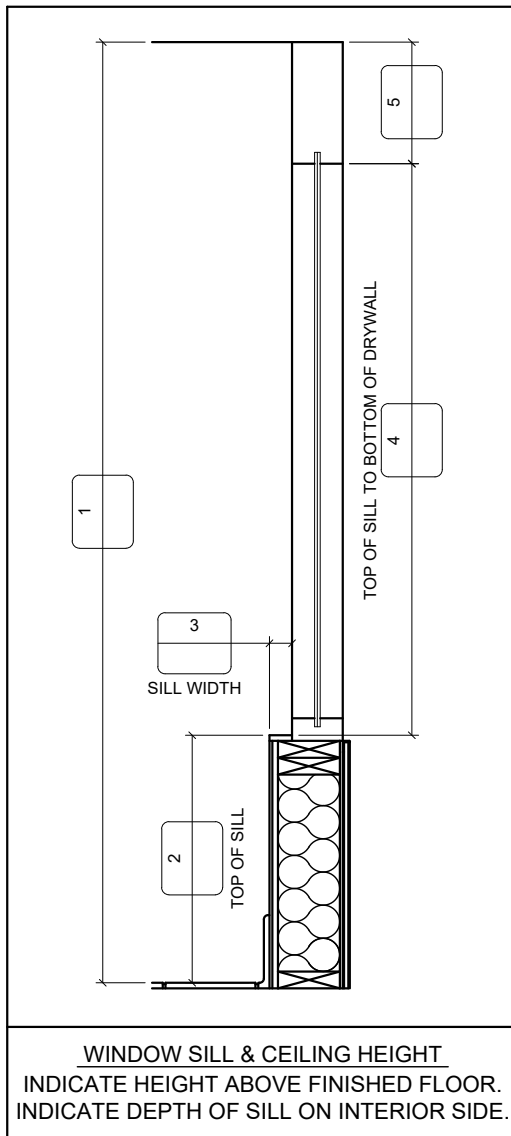
PLEASE PROVIDE THE INFORMATION REQUESTED BELOW
IN CASE THERE ARE ANY QUESTIONS ABOUT DIMENSIONS.

CONTACT: _____

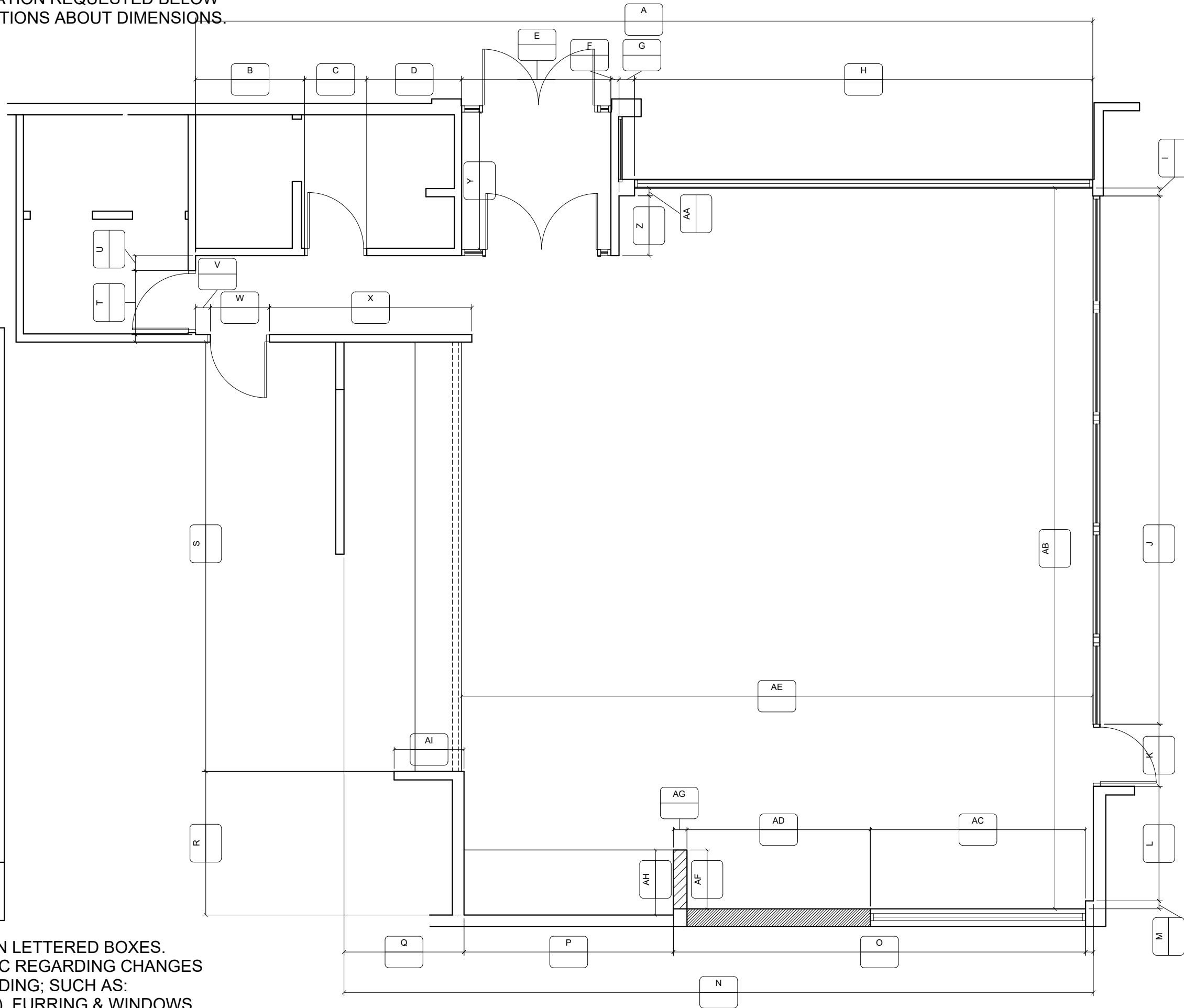
PHONE #: _____

DIMS ARE FROM:

- STUD TO STUD
- DRYWALL TO DRYWALL



PLACE REQUIRED DIMENSIONS IN LETTERED BOXES.
PLEASE INDICATE OR NOTIFY FCC REGARDING CHANGES
OR MODIFICATIONS TO THE BUILDING; SUCH AS:
DOOR LOCATIONS, VESTIBULE(S), FURRING & WINDOWS.



FCC COMMERCIAL FURNITURE INC.
8452 OLD HWY 99 N. ROSEBURG, OR 97470 USA
T: 800.322.7328 | F: 541.673.7441 | WWW.FCCFURN.COM
DESIGNED AND BUILT IN U.S.A.

PROPERTY OF FCC COMMERCIAL FURNITURE
THIS IS A FOR DESIGN PURPOSE TO EXPRESS DESIGN
CONCEPTS TO THE ARCHITECT, CLIENT, CONTRACTOR
AND INSTALLER FOR THE PROJECT SHOWN. THIS DESIGN
AND THE CONCEPTS HEREIN SHALL
NOT BE ALTERED OR USED AS CONSTRUCTION
DOCUMENTS. DO NOT REPRODUCE OR LEND WITHOUT
WRITTEN PERMISSION FROM FCC COMMERCIAL
FURNITURE INC.

IMPORTANT

WRITTEN DIMENSIONS HAVE PRECEDENCE OVER SCALE
IN ALL CASES.

DO NOT SCALE OFF PLANS. CONTACT FCC COMMERCIAL
FURNITURE'S REPRESENTATIVE TO VERIFY ANY
QUESTIONABLE DIMENSIONS AT TELEPHONE #
800.322.7328

THE GENERAL CONTRACTOR MUST VERIFY ALL BUILDING
DIMENSIONS, EQUIPMENT, FURNITURE PLACEMENT,
UTILITY LOCATIONS, AND CONDITIONS AT THE JOB SITE.

THE GENERAL CONTRACTOR MUST NOTIFY FCC
COMMERCIAL FURNITURE OF ALL DISCREPANCIES
AND/OR REQUIRED ADJUSTMENTS PRIOR TO STARTING
WORK.

FCC COMMERCIAL FURNITURE HAS PREPARED THESE
DOCUMENTS AS ACCURATELY AS POSSIBLE WITH THE
ARCHITECTURAL INFORMATION PROVIDED. DUE TO LACK
OF ACCURATE AND COMPLETE DIMENSIONED
ARCHITECTURAL PLANS, OWNER UNDERSTANDS THAT
ADJUSTMENTS TO THE FINAL LOCATIONS OF EQUIPMENT
AND/OR FURNITURE PLACEMENT MAY BE REQUIRED AT
THE OWNER'S EXPENSE DUE TO DISCREPANCIES BASED
ON ACTUAL JOB SITE DIMENSIONS AND CONDITIONS.

REFER TO ARCHITECTURAL OR ENGINEER DRAWINGS
FOR COMPLETE AND ACCURATE DIMENSIONS OF
BUILDING STRUCTURE.

THESE CONTRACT DOCUMENTS AND THE INFORMATION
THEY CONTAIN ARE THE PROPERTY OF FCC COMMERCIAL
FURNITURE INC., ROSEBURG, OREGON, 97470.

ALL PREPARED CONTRACT DOCUMENTS MAY NOT BE
COPIED, REPRODUCED, USED OR IMPLEMENTED IN ANY
WAY, IN PART OR IN WHOLE, WITHOUT THE EXPRESS
WRITTEN CONSENT OF FCC COMMERCIAL FURNITURE INC.

ANY UNAUTHORIZED USE OF THESE PLANS WILL RESULT
IN PAYMENT DUE FOR SERVICES RENDERED BY FCC
COMMERCIAL FURNITURE INC.

ANY DEVIATIONS FROM THESE DRAWINGS FOR ANY
REASON SHALL NOT BE DONE WITHOUT CONSENT OF FCC
COMMERCIAL FURNITURE INC. IN WRITING.
FCC COMMERCIAL FURNITURE IS NOT RESPONSIBLE FOR
DEVIATIONS, CHANGES, ADDITIONS, OR DELETIONS NOT
REVIEWED AND APPROVED IN ADVANCE BY FCC
COMMERCIAL FURNITURE INC.

THESE DOCUMENTS REFLECT SPECIFIC SEATING AND
DECOR EQUIPMENT ORDERED OF DATE SHOWN BELOW.

CLIENT:



Burger King # 14447
1 Levitt Parkway
Willingboro, NJ 08048
Decor: Garden Grill
Building Type: Custom

CUSTOMER
Ampler Development

SHEET TITLE:
VERIFICATION PLAN

WORK ORDER NUMBER:

FINALS BY:

DRAWN BY:
JOE LOGSDON

SCALE:
NTS

ORIGINAL DATE:
November 8, 2021

PLOT DATE:
November 24, 2021

PROJECT #:
22825-001

SHEET #:
D9.0

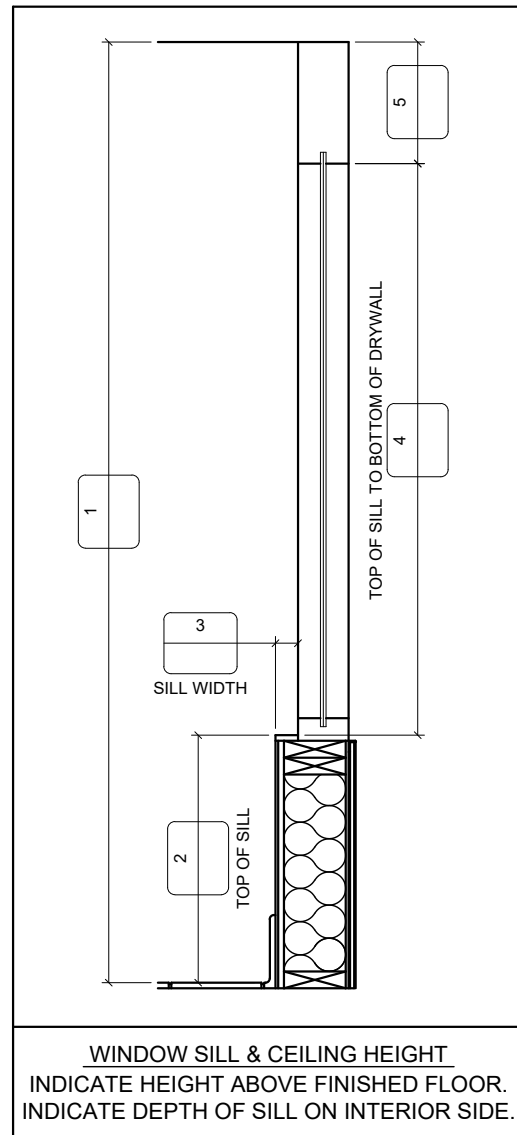
PLEASE PROVIDE THE INFORMATION REQUESTED BELOW
IN CASE THERE ARE ANY QUESTIONS ABOUT DIMENSIONS.

CONTACT: _____

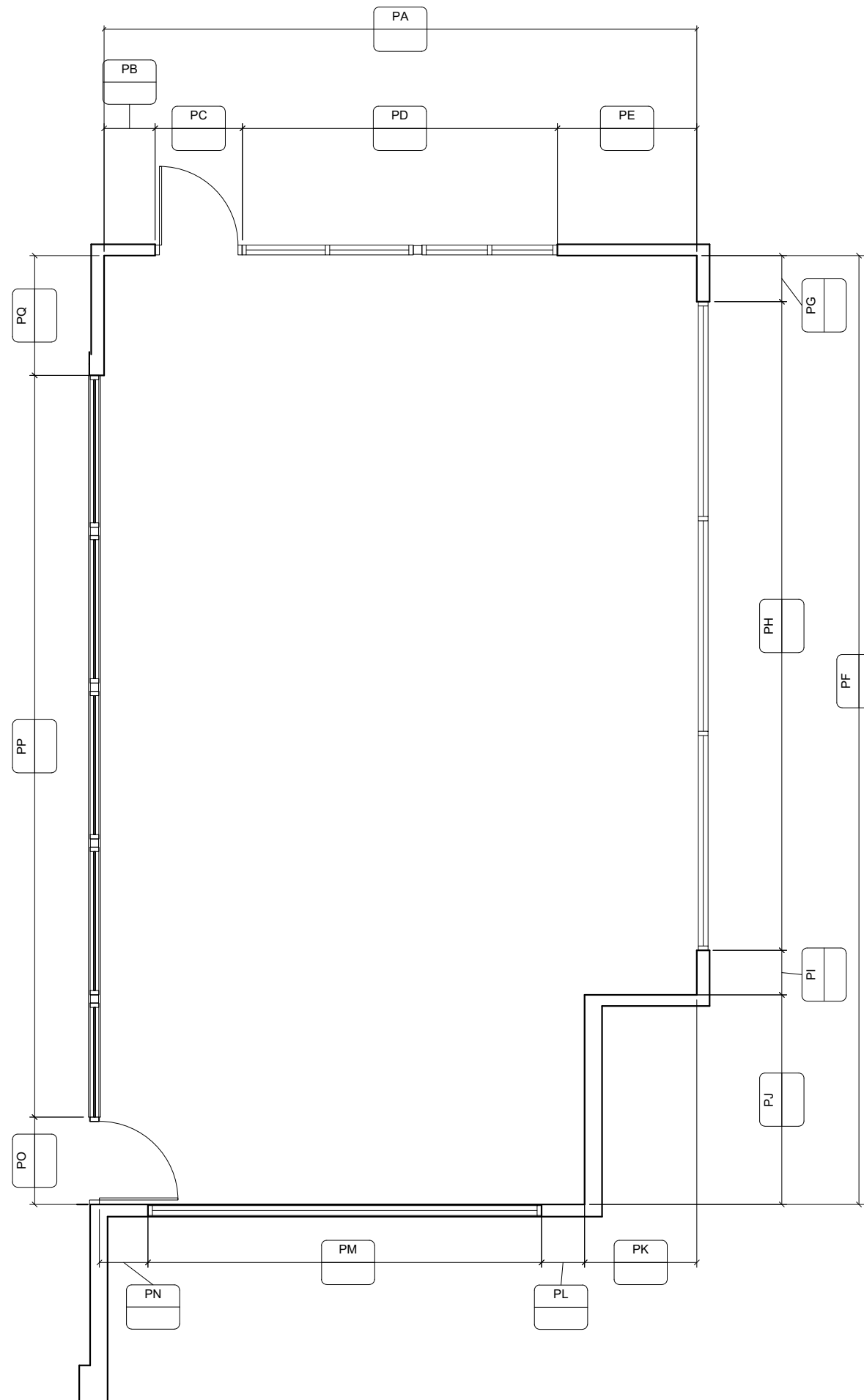
PHONE #: _____

DIMS ARE FROM:

- STUD TO STUD
- DRYWALL TO DRYWALL



PLACE REQUIRED DIMENSIONS IN LETTERED BOXES.
PLEASE INDICATE OR NOTIFY FCC REGARDING CHANGES
OR MODIFICATIONS TO THE BUILDING; SUCH AS:
DOOR LOCATIONS, VESTIBULE(S), FURRING & WINDOWS.



FCC COMMERCIAL FURNITURE INC.
8452 OLD HWY 99 N. ROSEBURG, OR 97470 USA
T: 800.322.7328 | F: 541.673.7441 | WWW.FCCFURN.COM
DESIGNED AND BUILT IN U.S.A.

PROPERTY OF FCC COMMERCIAL FURNITURE
THIS IS A FOR DESIGN PURPOSE TO EXPRESS DESIGN
CONCEPTS TO THE ARCHITECT, CLIENT, CONTRACTOR
AND INSTALLER FOR THE PROJECT SHOWN. THIS DESIGN
AND THE CONCEPTS HEREIN SHALL
NOT BE ALTERED OR USED AS CONSTRUCTION
DOCUMENTS. DO NOT REPRODUCE OR LEND WITHOUT
WRITTEN PERMISSION FROM FCC COMMERCIAL
FURNITURE INC.

IMPORTANT

WRITTEN DIMENSIONS HAVE PRECEDENCE OVER SCALE
IN ALL CASES.

DO NOT SCALE OFF PLANS. CONTACT FCC COMMERCIAL
FURNITURE'S REPRESENTATIVE TO VERIFY ANY
QUESTIONABLE DIMENSIONS AT TELEPHONE #
800.322.7328

THE GENERAL CONTRACTOR MUST VERIFY ALL BUILDING
DIMENSIONS, EQUIPMENT, FURNITURE PLACEMENT,
UTILITY LOCATIONS, AND CONDITIONS AT THE JOB SITE.

THE GENERAL CONTRACTOR MUST NOTIFY FCC
COMMERCIAL FURNITURE OF ALL DISCREPANCIES
AND/OR REQUIRED ADJUSTMENTS PRIOR TO STARTING
WORK.

FCC COMMERCIAL FURNITURE HAS PREPARED THESE
DOCUMENTS AS ACCURATELY AS POSSIBLE WITH THE
ARCHITECTURAL INFORMATION PROVIDED. DUE TO LACK
OF ACCURATE AND COMPLETE DIMENSIONED
ARCHITECTURAL PLANS, OWNER UNDERSTANDS THAT
ADJUSTMENTS TO THE FINAL LOCATIONS OF EQUIPMENT
AND/OR FURNITURE PLACEMENT MAY BE REQUIRED AT
THE OWNER'S EXPENSE DUE TO DISCREPANCIES BASED
ON ACTUAL JOB SITE DIMENSIONS AND CONDITIONS.

REFER TO ARCHITECTURAL OR ENGINEER DRAWINGS
FOR COMPLETE AND ACCURATE DIMENSIONS OF
BUILDING STRUCTURE.

THESE CONTRACT DOCUMENTS AND THE INFORMATION
THEY CONTAIN ARE THE PROPERTY OF FCC COMMERCIAL
FURNITURE INC., ROSEBURG, OREGON, 97470.

ALL PREPARED CONTRACT DOCUMENTS MAY NOT BE
COPIED, REPRODUCED, USED OR IMPLEMENTED IN ANY
WAY, IN PART OR IN WHOLE, WITHOUT THE EXPRESS
WRITTEN CONSENT OF FCC COMMERCIAL FURNITURE INC.

ANY UNAUTHORIZED USE OF THESE PLANS WILL RESULT
IN PAYMENT DUE FOR SERVICES RENDERED BY FCC
COMMERCIAL FURNITURE INC.

ANY DEVIATIONS FROM THESE DRAWINGS FOR ANY
REASON SHALL NOT BE DONE WITHOUT CONSENT OF FCC
COMMERCIAL FURNITURE INC. IN ADVANCE. IN WRITING.
FCC COMMERCIAL FURNITURE IS NOT RESPONSIBLE FOR
DEVIATIONS, CHANGES, ADDITIONS, OR DELETIONS NOT
REVIEWED AND APPROVED IN ADVANCE BY FCC
COMMERCIAL FURNITURE INC.

THESE DOCUMENTS REFLECT SPECIFIC SEATING AND
DECOR EQUIPMENT ORDERED OF DATE SHOWN BELOW.

CLIENT:



Burger King # 14447
1 Levitt Parkway
Willingboro, NJ 08048
Decor: Garden Grill
Building Type: Custom

CUSTOMER
Ampler Development

SHEET TITLE:
VERIFICATION PLAN

WORK ORDER NUMBER:

FINALS BY:

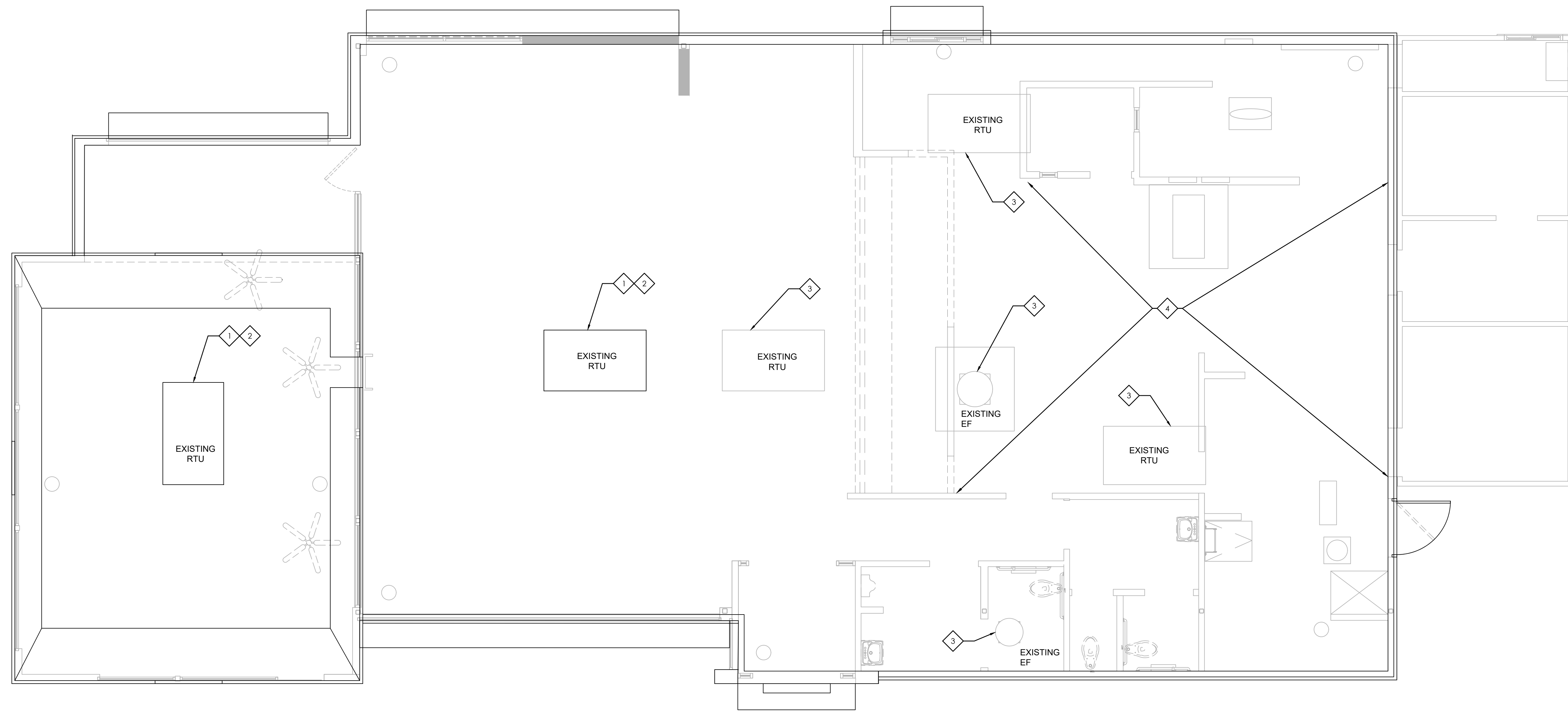
DRAWN BY:
JOE LOGSDON
SCALE:
NTS

ORIGINAL DATE:
November 8, 2021

PLOT DATE:
November 24, 2021

PROJECT #:
22825-001

SHEET #:
D9.1



1 REMOVAL PLAN - HVAC
SCALE: 1/4" = 1'-0"

HVAC REMOVAL PLAN KEYNOTES:

- 1 REMOVE AND DISPOSE OF EXISTING ROOFTOP UNIT. RETAIN ROOF CURB. PATCH ANY OPENING TO MATCH EXISTING.
- 2 RETAIN DUCTWORK, EXISTING AIR REGISTERS AND OTHER ASSOCIATED EQUIPMENT.
- 3 EXISTING ROOFTOP EQUIPMENT TO REMAIN.
- 4 REMOVE AND DISPOSE OF EXISTING DIFFUSERS IN KITCHEN AREA. VERIFY EXACT AIR REGISTERS LOCATION IN FIELD.

Issued:	Date:
A Client Review	10/5/2021
B Forward to BKC	10/19/2021
C Permit Set	12/13/2021
D Bid Set	2/14/2022
E	
Revisions:	Date:
1 Plan Review Comments	2/11/2020
2	
3	
4	
5	
6	
7	
8	
9	

Seal	Seal	DATE
PROJECT ARCHITECT/ENGINEER		
PROJECT LEAD		
PROJECT DESIGNER		

Copyright © 2021
APD Engineering & Architecture, PLLC
APD Engineering & Architecture, PLLC
615 Fishers Run Victor, NY 14564
585.742.2222 - www.apd.com

Drawing Alteration
It is a violation of law for any person, unless acting under the direction of a licensed Architect, Professional Engineer, Landscape Architect, or Land Surveyor to alter any item on this document in any way. Any licensee who alters this document is required by law to affix his or her seal and to add the notation "Altered By" followed by his or her signature and the specific description of the alteration or revision.

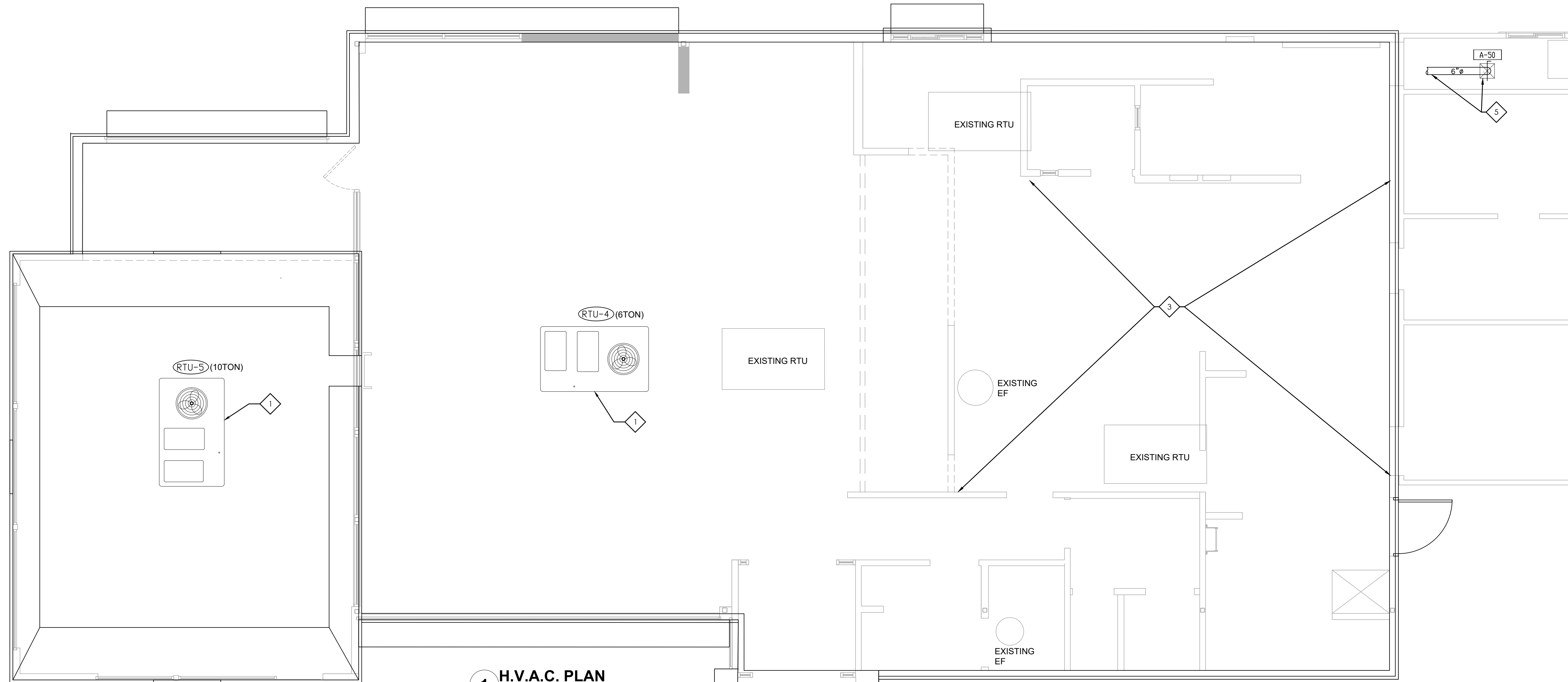
DO NOT SCALE PLANS
Copying, Printing, Software and other processes required to produce these prints can stretch or shrink the actual paper or layout. Therefore, scaling of this drawing may be inaccurate. Contact APD E&A with any need for additional dimensions or clarifications.



Burger King Inc.
Store # 14447
One Levitt Parkway
Willingboro, NJ 08046
Burlington County
Project Name & Location:

HVAC REMOVAL PLAN
Drawing Name:

Date: 10/5/21	Project No.
Type: BK-50	21-0362
Drawn By: SR	M-100
Scale: As Noted	Drawing No.



1 H.V.A.C. PLAN
SCALE: 1/4" = 1'-0"

HVAC CONSTRUCTION PLAN KEYNOTES:

- 1 PROVIDE NEW ROOFTOP UNIT IN KIND. CONNECT TO EXISTING DUCTWORK.
- 2 PROVIDE SUPPLY AND RETURN GRILLES IN EXISTING LOCATIONS. CONNECT TO EXISTING DUCTWORK.
- 3 PROVIDE AND INSTALL NEW DIFFUSERS IN KIND IN KITCHEN AREA AND CONNECT TO EXISTING DUCTWORK.
- 4 PROVIDE AND INSTALL NEW DIFFUSERS IN KIND IN KITCHEN AREA AND CONNECT TO EXISTING DUCTWORK.
- 5 PROVIDE AND INSTALL NEW DIFFUSER ALONG WITH NEW DUCT WORK AND CONNECT TO NEAREST EXISTING RTU. RE-BALANCE THE AIR DISTRIBUTION OF RTU.

PACKAGE ROOFTOP UNIT SCHEDULE (RTU-4,5)			
TAG	RTU-4	RTU-5	
MANUFACTURER	TRANE	CARRIER	
MODEL	YHC072A3 (6 TON)	YHC120A3 (10 TON)	
LOCATION, CURB DIMENSIONS	ROOF, 84 1/2"x46 3/8"	ROOF, 84 1/2"x46 3/8"	
TYPE OF HEAT	NATURAL GAS	NATURAL GAS	
TOTAL COOLING CAPACITY, MBTU/HR	73	117	
SENSIBLE HEATING CAPACITY, MBTU/HR	54.6	91.2	
ENTERING AIR CONDITIONS, DB/F WBF	80/67	80/67	
AMBIENT AIR DB TEMPERATURE, °F	95	95	
SUPPLY AIR, CFM	2400	4000	
OUTSIDE AIR, CFM	SEE SCHEDULE	SEE SCHEDULE	
EXTERNAL STATIC PRESSURE, "WG	0.70	1.20	
BHP - 1-HP STANDARD MOTOR & DRIVE	1.0	3.35	
E.E.R.	11.5	11.2	
GAS INPUT MBTU/HR	150/105	250/175	
GAS OUTPUT MBTU/HR	121.5/85	202.5/141.8	
UNIT WEIGHT, LBS.	718	982	
ELECTRICAL REQUIREMENT, V/PHASE/HZ	208-230/3/60	208-230/3/60	
MINIMUM CIRCUIT AMPERAGE	34.8	48.6	
MAXIMUM OVER CURRENT PROTECTION	50	60	

AIR DEVICE SCHEDULE						
SYM.	SIZE	TYPE	DUCT SIZE	MODEL#	FINISH	ROOT SIZE
A*	12X12	SUPPLY 1 WAY W/O.B.D.	6"	630	WHITE	12X12
THE DIFFUSER SHALL BE MANUFACTURED BY METALARE OR EQUIVALENT AND 100% ALUMINUM CONSTRUCTION						
* PROVIDE WITH PVC9 SLIDING-BLADE DAMPER AND 12X12 LAY-IN FRAMES FOR INSTALLATION IN SHEETROCK CEILING						

NCA HVAC EQUIPMENT PACKAGE
PLAN AND SPECIFICATIONS AS PER P.E. SEAL

BURGER KING CORPORATION HAS A NATIONAL ACCOUNT AGREEMENT WITH THE NCA GROUP. NCA SHALL VISIT THE SITE, AS AUTHORIZED, TO VERIFY ALL MATERIALS, EQUIPMENT, AND INSTALLATION ARE PER THE PROFESSIONAL ENGINEER SEAL. PLANS ARE NCA DESIGN COPYRIGHT 2021.

FOR COMPLETE INFORMATION AND PRICING ON THE FOLLOWING PACKAGE OF EQUIPMENT AND ACCESSORIES CONTACT THE NCA GROUP MARKETING DEPARTMENT TOLL-FREE AT (877) 530-0078.

HEATING COOLING EQUIPMENT PACKAGE
INCLUDES ALL ROOFTOP (OR SPLIT SYSTEM) AIR CONDITIONING EQUIPMENT WITH ALL ACCESSORIES AS SPECIFIED ON THESE PLANS.

NOTE: "RE-ENGINEERING" DEVIATIONS FROM THE SHOWN DESIGN AND REQUIRED HVAC EQUIPMENT MUST BE APPROVED IN ADVANCE BY THE ARCHITECT AND PROFESSIONAL ENGINEER. UNAUTHORIZED SUBSTITUTIONS OR ALTERATIONS WILL VOID THE SIGNATURE AND SEAL OF THE PROFESSIONAL ENGINEER AND LEAVE VIOLATORS RESPONSIBLE FOR RESUBMISSION OF SIGNED AND SEALED DRAWINGS.

CONTRACTORS NOTES

- HVAC CONTRACTOR**
- THE HVAC CONTRACTOR SHALL FURNISH AND INSTALL THE HVAC SYSTEM AS SHOWN IN THE NCA HVAC EQUIPMENT PACKAGE NOTE. THIS SHEET ALL FANS SHALL BE U.L. LISTED.
 - NEW AIR CONDITIONING UNIT CURBS SHALL BE FABRICATED BY NCA CONSULTANTS FROM 18 GA. GALVANIZED METAL WITH WELDED SEAMS, WATER TIGHT AND INTERNALLY INSULATED.
 - EXCLUDING ANY EXPOSED DUCTWORK, ALL NON-FLEXIBLE DUCT AND ALL AIR DISTRIBUTION DEVICES SHALL BE INSULATED WITH R-6, 2" X .75 DENSITY FOIL-BACKED INSULATION, WITH FIRE AND SMOKE RATING [25]-[50].
 - ALL DUCTWORK SHALL BE INDEPENDENTLY HUNG FROM STRUCTURAL MEMBERS.
 - ALL DUCTWORK SHALL BE FABRICATED AND INSTALLED PER SMACNA LOW-VELOCITY DUCT MANUAL (LATEST ISSUE).
 - UNLESS OTHERWISE NOTED, EVERY SUPPLY TAP COLLAR SHALL HAVE A LOCKING MANUAL VOLUME DAMPER.
 - THE HVAC CONTRACTOR SHALL COORDINATE DIFFUSER LOCATIONS ON SITE WITH THE MOST RECENT REFLECTED CEILING PLAN.
 - THE HVAC CONTRACTOR SHALL FURNISH A WRITTEN GUARANTEE COVERING A ONE-YEAR PERIOD FOR ALL EQUIPMENT AND AN ADDITIONAL FOUR-YEAR PERIOD FOR THE COMPRESSORS IN THE AIR CONDITIONING UNITS.
 - UPON COMPLETION OF PROJECT THE HVAC CONTRACTOR SHALL HIRE AN A.A.B.C. OR N.E.B.B. CERTIFIED, INDEPENDENT TEST AND BALANCE COMPANY TO CONDUCT A COMPLETE, CERTIFIED TEST AND BALANCE OF ALL HVAC EQUIPMENT. PROVIDE A WRITTEN REPORT TO NCA CONSULTANTS. ALL CAPACITIES MUST BE SET TO AMOUNTS INDICATED ON THE FLOOR PLANS AND SCHEDULES.
 - HVAC CONTRACTOR IS TO MAKE ALL LOW-VOLTAGE WIRING FINAL CONNECTIONS FOR NEW HVAC EQUIPMENT INCLUDING SENSORS, THERMOSTATS, AUDIO-VISUAL ANNUNCIATORS, ROOF-TOP UNITS, SMOKE DETECTORS, CONTACTOR PANEL, AND CONTROL PANEL.
- GENERAL CONTRACTOR**
- IT IS THE RESPONSIBILITY OF THE GENERAL CONTRACTOR TO RECEIVE, OFFLOAD, AND STORE ALL HVAC MATERIALS WHICH ARRIVE AT THE JOB SITE. JOINT EFFORT BETWEEN G.C. AND M.C. SHALL BE UNDERTAKEN TO POSITION HOODS IN THE KITCHEN, FOR INSTALLATION.
 - RTU ROOF OPENINGS AND CURBS ARE EXISTING DUE TO INSTALLATION OF NEW RTUS IN KIND. IF OTHER EQUIPMENT IS USED, VERIFY ROOF OPENING REQUIREMENTS, MAKE PENETRATION AS NEEDED FOR INSTALLATION OF NEW CURB AND RTU. COORDINATE ON SITE WITH HVAC CONTRACTOR. ENSURE THAT ROOFING MATERIAL DOES NOT COVER THE TOP OF ANY HVAC EQUIPMENT CURB.
 - ANY FRAMING REQUIRED FOR HVAC WORK SHALL BE BY THE GENERAL CONTRACTOR.
 - GENERAL CONTRACTOR IS TO PROVIDE ANY SCREENING, GUARD RAILS, ETC. FOR ROOF-MOUNTED HVAC EQUIPMENT PER IBC AND LOCAL CODES.
 - ANY EXPOSED HVAC WORK IN THE DINING ROOM IS TO BE PREPARED, PRIMED, AND PAINTED BY THE GENERAL CONTRACTOR.
- ELECTRICAL CONTRACTOR**
- THE ELECTRICAL CONTRACTOR SHALL FURNISH AND INSTALL PITCH POCKETS FOR POWER AND CONTROL WIRING TO MAINTAIN 12" MINIMUM CLEARANCE FROM BACK PANEL OF NEW AIR CONDITIONING UNITS. ELECTRICAL CONTRACTOR SHALL NOT PENETRATE BOTTOM OF RTU CURB.
 - THE ELECTRICAL CONTRACTOR SHALL INSTALL THE CONTACTOR PANEL, ON-OFF PANEL, AND LOW-VOLTAGE CONTROL WIRING FOR ALL AIR CONDITIONING UNITS AND CONTROLS. COORDINATE AIR CONDITIONING AND ELECTRICAL PLANS. REFER TO SHEET E-5 FOR PANEL INFORMATION. FOR PROJECTS WITHOUT A PANEL THE ELECTRICAL CONTRACTOR WILL INTERLOCK THE COOKING APPLIANCE AND HVAC EQUIPMENT PER NFPA96.
 - THE ELECTRICAL CONTRACTOR SHALL FURNISH AND INSTALL DISCONNECTS FOR NEW HVAC EQUIPMENT.
 - THE ELECTRICAL CONTRACTOR SHALL PROVIDE ANY ADDITIONAL INTERLOCK REQUIRED BY LOCAL CODE BETWEEN THE HVAC EQUIPMENT, SMOKE DETECTORS.
 - FOR EACH NEW UNIT, THE ELECTRICAL CONTRACTOR SHALL PROVIDE ONE SINGLE-GANG RECEPTACLE FOR THE THERMOSTAT AND/OR REMOTE SENSOR, AND ONE DOUBLE-GANG RECEPTACLE FOR THE ANNUNCIATOR AND TEST STATION WITH GREEN AND RED LIGHT INDICATORS. THE FIRE AND MECHANICAL INSPECTORS WILL DETERMINE SUITABLE LOCATION FOR TEST STATIONS AND ANNUNCIATORS AND TEST STATION WILL BE LOOPED IN THE CIRCUITRY OF THE SMOKE DETECTION DEVICES. WIRING WILL BE INSTALLED BY ELECTRICAL CONTRACTOR. IF USED, PROVIDE ADDITIONAL RECEPTACLES IN MANAGERS OFFICE FOR THERMOSTATS.

- PLUMBING CONTRACTOR**
- THE PLUMBING CONTRACTOR IS TO PROVIDE AND INSTALL PITCH POCKETS FOR CONDENSATE DRAINS/GAS PIPING FOR ALL A/C UNITS. PLUMBING CONTRACTOR SHALL NOT PENETRATE BOTTOM OF RTU CURB.
 - THE PLUMBING CONTRACTOR SHALL PROVIDE AND INSTALL FLUE GAS EXHAUST VENT FOR WATER HEATER. MAINTAIN 10"-0" MINIMUM HORIZONTAL OR 3" VERTICAL CLEARANCE TO AIR INTAKES.

HVAC SYSTEM

N • C • A

CONSULTANTS / GROUP

NATIONAL CORPORATE ACCOUNT SERVICES, INC.

DRAWINGS SHOWN ARE FOR PROTOTYPICAL CONSIDERATIONS ONLY. SITE-SPECIFIC DESIGN IS REQUIRED BY BURGER KING CORPORATION. AS A COURTESY, NCA CONSULTANTS PROVIDES SITE-SPECIFIC DESIGN WITH SITE-SPECIFIC PROFESSIONAL ENGINEER SEAL UNDER AN AGREEMENT BETWEEN NCA CONSULTANTS AND BURGER KING CORPORATION.

FOR SITE-SPECIFIC DESIGN, ARCHITECTS EMAIL REFLECTED CEILING PLAN, ELEVATIONS, KITCHEN PLANS, FLOOR PLAN, SITE PLAN, EXTERIOR ELEVATIONS, AND ROOF STRUCTURAL PLAN TO DESIGN@NCACONSULTANTS.COM

TO CONTACT THE NCA CONSULTANTS BY PHONE, CALL TOLL-FREE (877) 530-0078.

DATE	DESCRIPTION	BY
09-14-20	PROVIDE USE ONLY FOR	PKL

NOT FOR CONSTRUCTION

© Copyright 2021—Drawings, specifications, notes, database, computer files, field data, and reports as instruments of service prepared by the Design of Record. As instruments of services, these items remain the property of the Design of Record, who shall retain all statutory and other reserved rights, including the copyright thereto. Any use, reproduction or changes to these documents without written consent of NCA Consultants is a violation of federal copyright laws.

ATTENTION GENERAL CONTRACTOR: "RE-ENGINEERING" DEVIATIONS FROM THE SHOWN DESIGN AND REQUIRED HVAC EQUIPMENT MUST BE APPROVED IN ADVANCE BY THE ARCHITECT AND PROFESSIONAL ENGINEER. UNAUTHORIZED SUBSTITUTIONS OR ALTERATIONS WILL VOID THE SIGNATURE AND SEAL OF THE PROFESSIONAL ENGINEER AND LEAVE VIOLATORS RESPONSIBLE FOR RESUBMISSION OF SIGNED AND SEALED DRAWINGS.

Issued:	Date:
A Client Review	10/5/2021
B Forward to BKC	10/19/2021
C Permit Set	12/13/2021
D Bid Set	2/14/2022
E	

Revisions:	Date:
1 Plan Review Comments	2/11/2020
2	
3	
4	
5	
6	
7	
8	
9	

Seal PROJECT ARCHITECT/ENGINEER DATE

PROJECT LEAD DATE

PROJECT DESIGNER DATE

Copyright © 2021
APD Engineering & Architecture, PLLC
4700 Falls of Neuse Rd
Suite 400
Raleigh, NC 27609
phone: (919) 484-0965

Drawing Alteration
It is a violation of law for any person, unless acting under the direction of licensed Architect, Professional Engineer, Landscape Architect, or Land Surveyor to alter any item on this document in any way. Any licensee who alters this document is required by law to affix his or her seal and to add the notation "Altered By" followed by his or her signature and the specific description of the alteration or revision.

DO NOT SCALE PLANS
Copying, Printing, Software and other processes required to produce these prints can stretch or shrink the actual paper or layout. Therefore, scaling of this drawing may be inaccurate. Contact APD E&A with any need for additional dimensions or clarifications.



Burger King Inc.
Store # 14447
One Levitt Parkway
Willingboro, NJ 08046
Burlington County
Project Name & Location:

HVAC PLAN AND SCHEDULE
Drawing Name:

Date:	10/5/21	Project No.	21-0362
Type:	BK-50		
Drawn By:	SR		M101
Scale:	As Noted		Drawing No.

Issued:		Date:
A	Client Review	10/5/2021
B	Forward to BKC	10/19/2021
C	Permit Set	12/13/2021
D	Bid Set	2/14/2022
E		

Revisions:		Date:
1	Plan Review Comments	2/11/2020
2		
3		
4		
5		
6		
7		
8		
9		

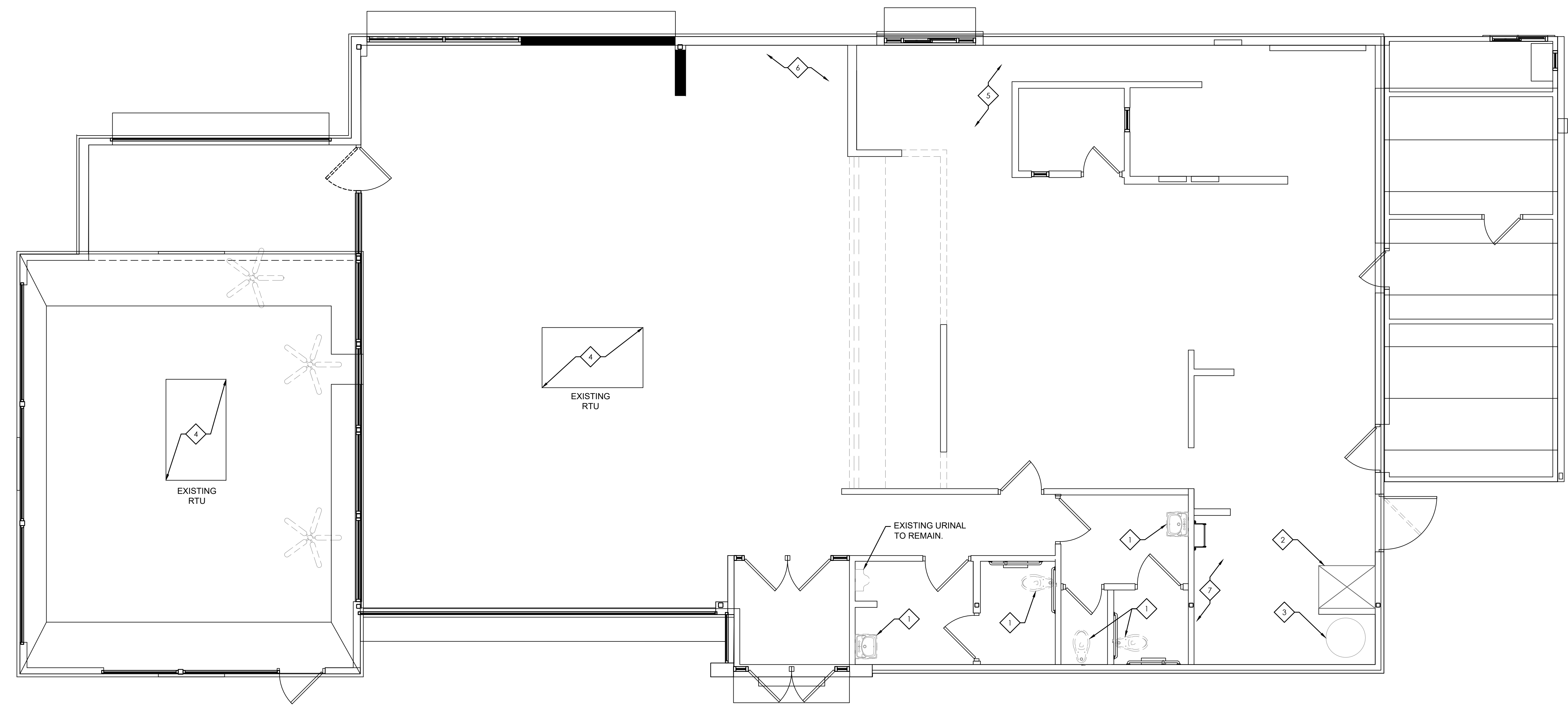
Seal	Seal
PROJECT ARCHITECT/ENGINEER	DATE
PROJECT LEAD	DATE
PROJECT DESIGNER	DATE

Copyright © 2021
 APD Engineering & Architecture, PLLC
 Drawing Alteration
 It is a violation of law for any person, unless acting under the direction of licensed Architect, Professional Engineer, Landscape Architect, or Land Surveyor to alter any item on this document in any way. Any licensee who alters this document is required by law to affix his or her seal and to add the notation "Altered By" followed by his or her signature and the specific description of the alteration or revision.
DO NOT SCALE PLANS
 Copying, Printing, Software and other processes required to produce these prints can stretch or shrink the actual paper or layout. Therefore, scaling of this drawing may be inaccurate. Contact APD E&A with any need for additional dimensions or clarifications.



Burger King Inc.
 Store # 14447
 One Levitt Parkway
 Willingboro, NJ 08046
 Burlington County
 Project Name & Location:

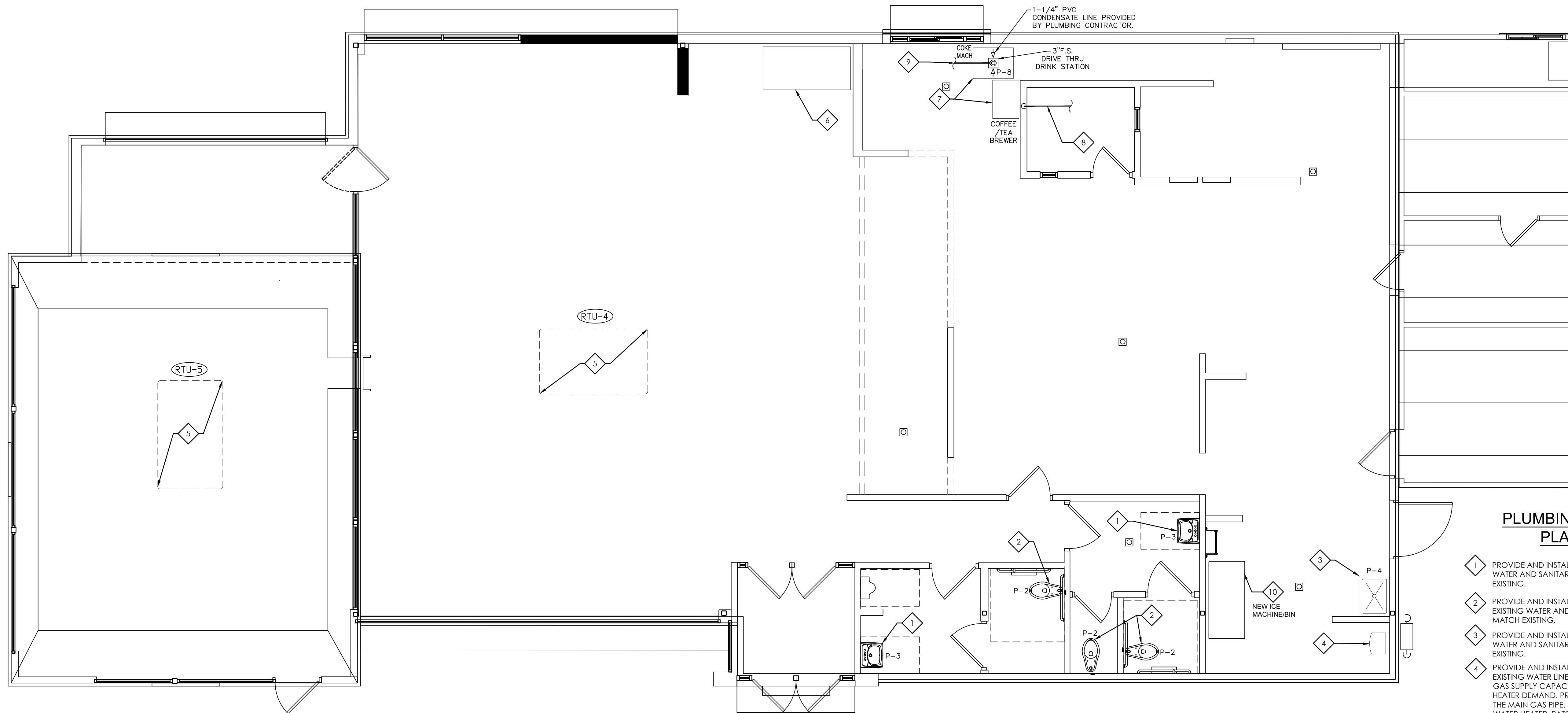
PLUMBING REMOVAL PLAN	
Drawing Name:	
Date: 10/5/21	Project No. 21-0362
Type: BK-50	
Drawn By: SR	P-100
Scale: As Noted	Drawing No.



1 DEMOLITION PLAN - PLUMBING
 SCALE: 1/4" = 1'-0"

PLUMBING REMOVAL PLAN KEYNOTES:

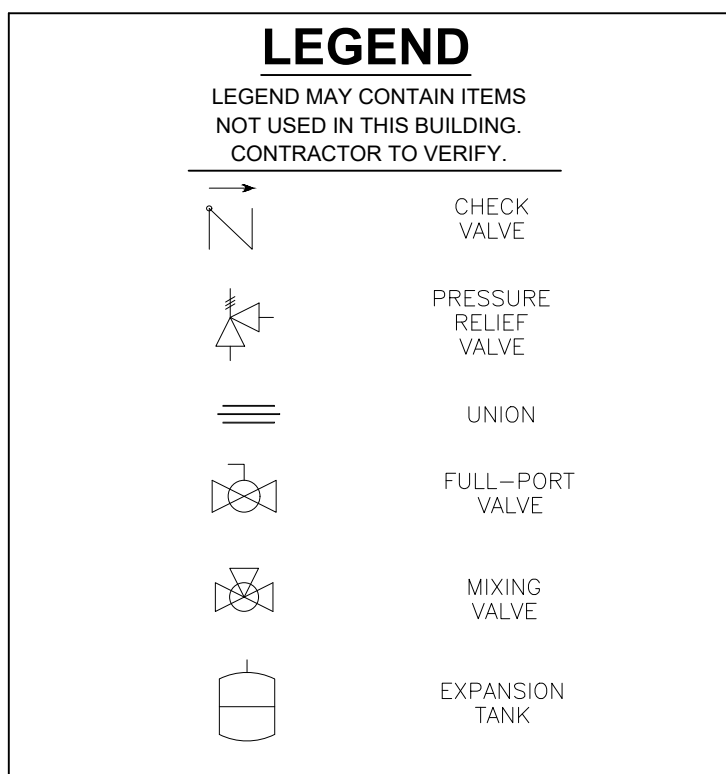
- 1 REMOVE AND DISPOSE OF EXISTING PLUMBING FIXTURES. DISCONNECT THE FIXTURE FROM HW, CW AND SANITARY LINES AND CAP TEMPORARILY. PATCH ANY UNUSED OPENING TO MATCH EXISTING.
- 2 REMOVE AND DISPOSE OF EXISTING MOP SINK. DISCONNECT THE FIXTURE FROM SANITARY LINE AND CAP TEMPORARILY. PATCH ANY UNUSED OPENING TO MATCH EXISTING.
- 3 REMOVE AND DISPOSE OF EXISTING WATER HEATER WITH VENT AND FLUE PIPE. DISCONNECT THE WATER HEATER FROM WATER AND SANITARY LINES AND CAP TEMPORARILY. REMOVE THE GAS PIPE, BACK TO THE MAIN AND CAP. PATCH ANY UNUSED OPENING TO MATCH EXISTING.
- 4 DISCONNECT THE EXISTING RTUS GAS PIPES AND CAP TEMPORARILY.
- 5 REMOVE AND DISPOSE OF EXISTING DRINK MACHINE STATION. CAP FILTERED WATER LINE FOR USE IN FUTURE WORK. REMOVE EXISTING FLOOR SINK. PATCH ANY UNUSED OPENING TO MATCH EXISTING.
- 6 REMOVE AND DISPOSE OF EXISTING DRINK MACHINE STATION. CAP FILTERED WATER LINE FOR USE IN FUTURE WORK. PATCH ANY UNUSED OPENING TO MATCH EXISTING.
- 7 REMOVE AND DISPOSE OF EXISTING ICE MACHINE AND BIN. RETAIN EXISTING FILTERED WATER LINE AND FLOOR SINK/DRAIN FOR USE IN FUTURE WORK. VERIFY LOCATION OF FLOOR SINK/DRAIN IN FIELD.



1 PLUMBING PLAN
SCALE: 1/4" = 1'-0"

PLUMBING CONSTRUCTION PLAN KEYNOTES:

- 1 PROVIDE AND INSTALL LAVATORY AND CONNECT TO THE EXISTING WATER AND SANITARY PIPING. PATCH ANY OPENING TO MATCH EXISTING.
- 2 PROVIDE AND INSTALL WATER CLOSET AND CONNECT TO THE EXISTING WATER AND SANITARY PIPING. PATCH ANY OPENING TO MATCH EXISTING.
- 3 PROVIDE AND INSTALL MOP SINK AND CONNECT TO THE EXISTING WATER AND SANITARY LINE. PATCH ANY OPENING TO MATCH EXISTING.
- 4 PROVIDE AND INSTALL WATER HEATER AND CONNECT TO THE EXISTING WATER LINES. VENT PIPING AND FLUE PIPING. VERIFY THE GAS SUPPLY CAPACITY FOR ADDITIONAL 124,900BTU/HR NEW WATER HEATER DEMAND. PROVIDE 1" NEW GAS PIPE CONNECTION FROM THE MAIN GAS PIPE. MAINTAIN MINIMUM 3.5 IN WC PRESSURE AT THE WATER HEATER. PATCH ANY OPENING TO MATCH EXISTING.
- 5 CONNECT EXISTING GAS PIPE TO THE NEW RTUS. PATCH ANY OPENING TO MATCH EXISTING.
- 6 PROVIDE NEW BEVERAGE STATION. CONNECT TO THE EXISTING FILTERED WATER LINES. DRAIN TO EXISTING FLOOR SINK. VERIFY EXACT FLOOR SINK LOCATION IN FIELD. PATCH ANY OPENING TO MATCH EXISTING.
- 7 PROVIDE NEW BEVERAGE STATION AT SERVICE WINDOW.
- 8 PROVIDE NEW 1/2" FILTERED WATER LINE. CONNECT TO NEW BEVERAGE STATION. CONNECT TO EXISTING FILTERED WATER MAIN. VERIFY WATER MAIN LOCATION IN FIELD.
- 9 PROVIDE 3" GREASE WASTE LINE FROM NEW FLOOR SINK. CONNECT TO NEAREST EXISTING SUITABLE GREASE WASTE MAIN. VERIFY GREASE WASTE MAIN LOCATION IN FIELD. PATCH ANY OPENING TO MATCH EXISTING.
- 10 PROVIDE CONNECTION BETWEEN EXISTING FILTERED WATER LINE AND NEW ICE MACHINE/BIN. DRAIN UNIT TO EXISTING FLOOR SINK/DRAIN. VERIFY EXACT FLOOR SINK/DRAIN LOCATION IN FIELD. PATCH ANY OPENING TO MATCH EXISTING.



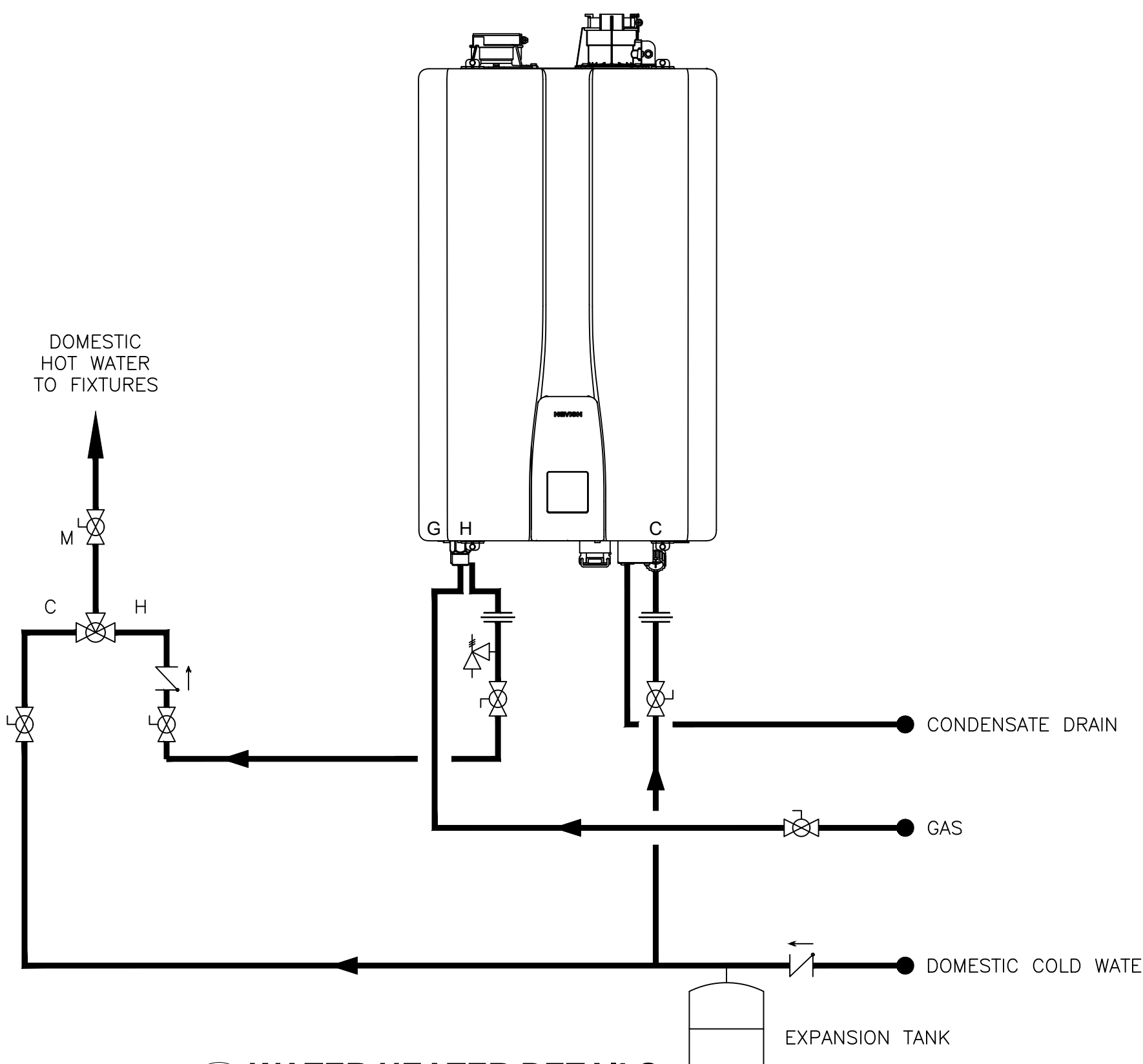
1. PLUMBING CONTR. TO COORDINATE VENT STACKS WITH OUTSIDE AIR INTAKES OF A/C UNITS AND SUPPLY FANS & MAINTAIN AT LEAST 10'-0" MIN. CLEARANCE OR AS PER LOCAL CODE REQUIREMENTS. FLAT VENTS ARE NOT ALLOWED.
2. CAST IRON PIPE MAY BE USED UNDER SLAB IN LIEU OF PVC ONLY IF REQUIRED BY CODE.
3. PROVIDE CONDENSATE LINES FROM A/C UNITS ABOVE CEILING ACCORDING TO LOCAL CODE REQUIREMENTS.
4. SAFEWASTE PIPING ABOVE AND ALONG FLOOR SHALL BE SIZED IN ACCORDANCE WITH LOCAL CODE REQUIREMENTS.
5. COORDINATE SAFEWASTE LINE CONNECTIONS WITH EQUIPMENT ROUGH-IN.
6. P.V.C. (SCHEDULE 40) PIPE CAN BE USED FOR VENTS AND WASTE ONLY IF APPROVED BY LOCAL BUILDING CODES. SEE SPECS. FOR ADD'L. INFO.

PLUMBING FIXTURE SCHEDULE					
MARK	FIXTURE	MANUFACTURER	MODEL NUMBER	MODEL NAME	VALVE
P-1	WATER CLOSET	AMERICAN STANDARD KOHLER ZURN	2234.015 4350 Z5665.001.01.00.00	MADERA WELLCOMME	SEE NOTE #2 REFER TO BURGERKING SAFE AND WELLNESS GUIDELINES FOR PRODUCT INFORMATION.
P-2	WATER CLOSET - ADA	AMERICAN STANDARD ELJER ZURN	3043.001 091-2175 Z5665.001.01.00.00	MADERA PATRIOT	SEE NOTE #2 REFER TO BURGERKING SAFE AND WELLNESS GUIDELINES FOR PRODUCT INFORMATION.
P-3	LAVATORIES	ZURN KOHLER	Z5344 K-2054	SOHO	SEE NOTE #2 REFER TO BURGERKING SAFE AND WELLNESS GUIDELINES FOR PRODUCT INFORMATION.
P-4	MOP SINK AND SINK	REGENCY TABLES	600SM202812		
P-5	FLOOR SINK	JOSAM J.R. SMITH ZURN	49300 3100 Z1910		

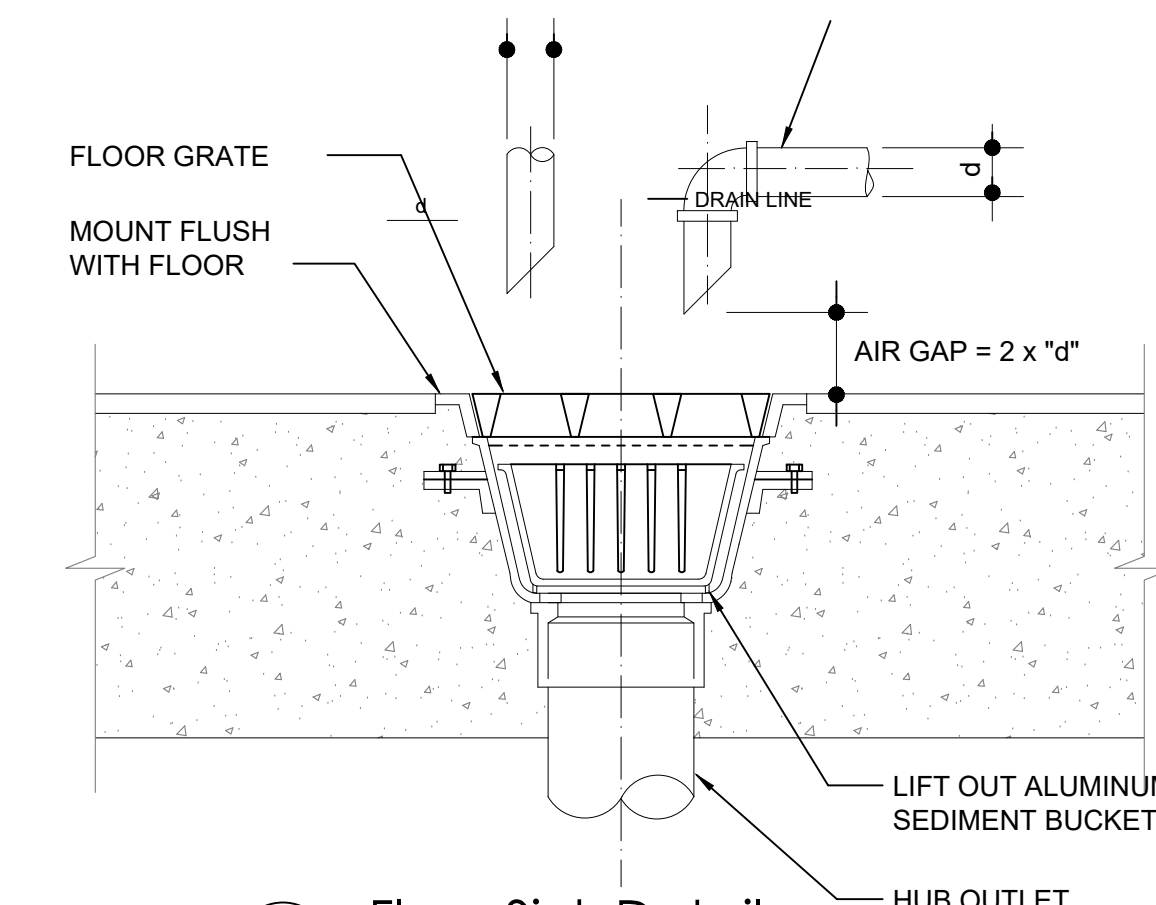
NOTES:
 1. COMPARABLE FIXTURES BY AMERICAN STANDARD, ELJER AND KOHLER ARE ACCEPTABLE.
 2. TOILET SEATS TO BE CHURCH 9500SSC, KOHLER K-4671-C, OLSONITE #10C OR EQUAL.
 3. IN SINGLE USE RESTROOMS ALL FIXTURE MUST BE ADA COMPLIANT.
 4. ALL RESTROOM FIXTURES TO BE AUTOMATIC SENSORED, HANDS FREE, TOUCHLESS, CONTACTLESS FIXTURES.

DOMESTIC WATER HEATER														
TAG	MANUF.	MODEL	INPUT BTU/HR	TEMPERATURE RISE (F)	FLOW RATE (GPM)	WEIGHT (LB)	ENERGY FACTOR	ELECTRIC DATA			VENT INTAKE (IN)	VENT EXHAUST (IN)	GAS PRESSURE (IN WC)	WATER PRESSURE (PSI)
								PHASE	FREQ.	VOLTS				
WH-1	NAVIER	NPE-240S2	199,900	67	5.8	73	96%	1	60	120	3"	3"	3.5 - 10.5	15 - 150

NOTES:
 1. INSTALL THE WATER HEATER AS PER MANUFACTURER RECOMMENDATION.



2 WATER HEATER DETAILS
SCALE: NONE



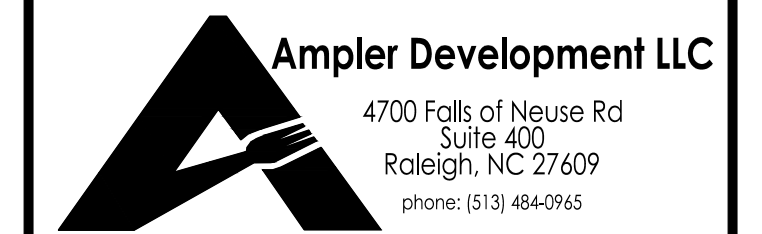
3 Floor Sink Detail
SCALE: NONE

Issued:	Date:
A Client Review	10/5/2021
B Forward to BKC	10/19/2021
C Permit Set	12/13/2021
D Bid Set	2/14/2022
E	

Revisions:	Date:
1 Plan Review Comments	2/11/2020
2	
3	
4	
5	
6	
7	
8	
9	

Seal	Seal	DATE
PROJECT ARCHITECT/ENGINEER		
PROJECT LEAD		DATE
PROJECT DESIGNER		DATE

Copyright © 2021
 APD Engineering & Architecture, PLLC
 Drawing Alteration
 It is a violation of law for any person, unless acting under the direction of licensed Architect, Professional Engineer, Landscape Architect, or Land Surveyor to alter any item on this document in any way. Any licensee who alters this document is required by law to affix his or her seal and to add the notation "Altered By" followed by his or her signature and the specific description of the alteration or revision.
 DO NOT SCALE PLANS
 Copying, Printing, Software and other processes required to produce these prints can stretch or shrink the actual paper or layout. Therefore, scaling of this drawing may be inaccurate. Contact APD E&A with any need for additional dimensions or clarifications.

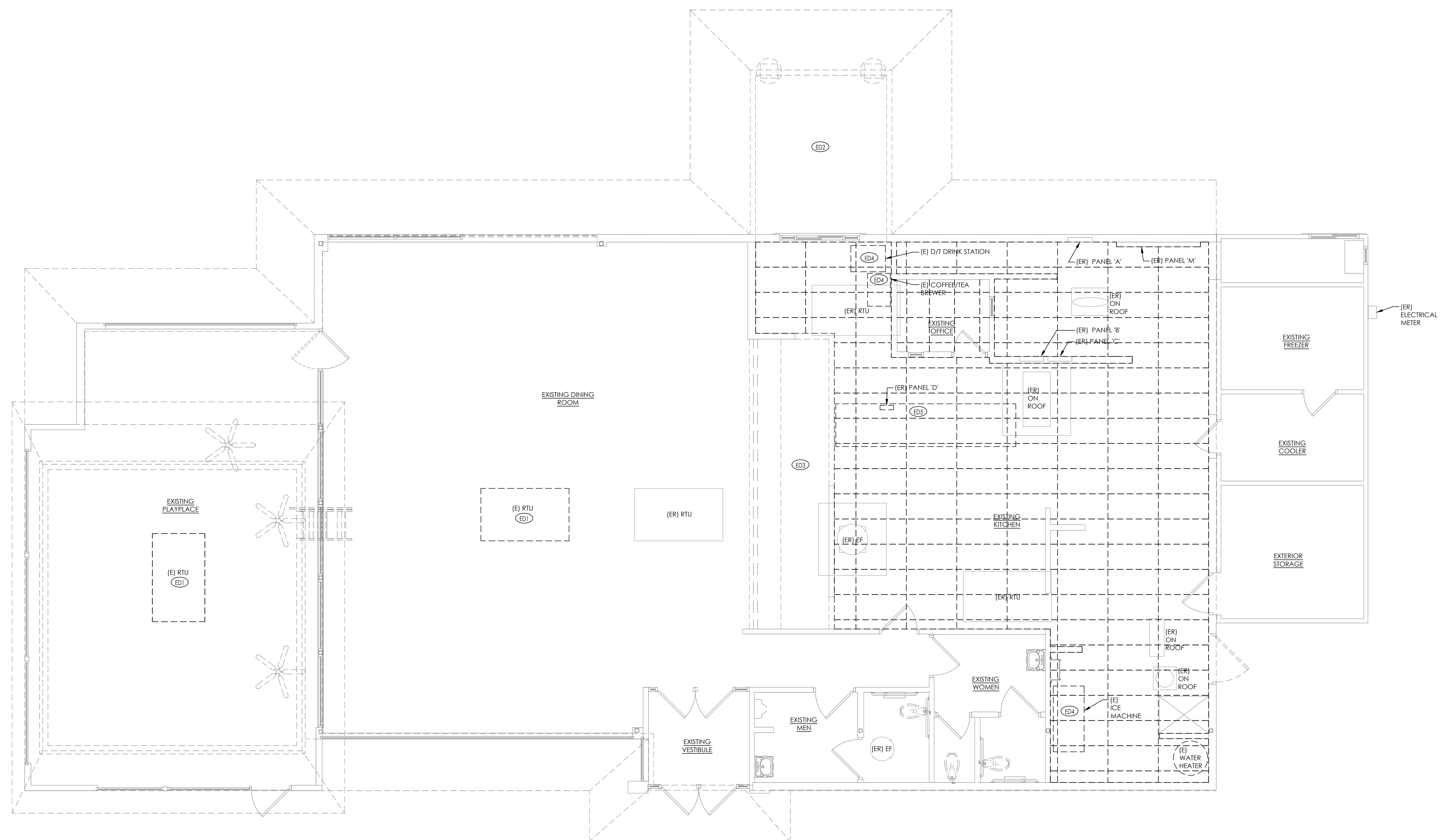


Burger King Inc.
 Store # 14447
 One Levitt Parkway
 Willingboro, NJ 08046
 Burlington County
 Project Name & Location:

PLUMBING PLAN AND SCHEDULE	
Date: 10/5/21	Project No. 21-0362
Type: BK-50	
Drawn By: SR	P-101
Scale: As Noted	Drawing No.

Issued:	Date:
A Client Review	10/5/2021
B Forward to BKC	10/19/2021
C Permit Set	12/13/2021
D Bid Set	2/14/2022
E	

Revisions:	Date:
1	
2	
3	
4	
5	
6	
7	
8	
9	



Seal	Seal
PROJECT ARCHITECT/ENGINEER	DATE
PROJECT LEAD	DATE
PROJECT DESIGNER	DATE

Copyright © 2021
 APD Engineering & Architecture, PLLC
 Drawing Alteration
 It is a violation of law for any person, unless acting under the direction of licensed Architect, Professional Engineer, Landscape Architect, or Land Surveyor to alter any item on this document in any way. Any licensee who alters this document is required by law to affix his or her seal and to add the notation "Altered By" followed by his or her signature and the specific description of the alteration or revision.

[DO NOT SCALE PLANS]
 Copying, Printing, Software and other processes required to produce these prints can stretch or shrink the actual paper or layout. Therefore, scaling of this drawing may be inaccurate. Contact APD E&A with any need for additional dimensions or clarifications.



1 Electrical Demolition Plan
 SCALE: 1/4" = 1'-0"
 NORTH

GENERAL NOTES:

- A. "[E]" ADJACENT TO A DEVICE, FIXTURE OR PIECE OF EQUIPMENT INDICATES ITEM SHALL REMAIN. MAINTAIN EXISTING ELECTRICAL CONNECTIONS UNLESS OTHERWISE NOTED.
- B. "[ER]" ADJACENT TO A DEVICE, FIXTURE OR PIECE OF EQUIPMENT INDICATES EXISTING ITEM SHALL BE RELOCATED. DISCONNECT AND REMOVE, REINSTALL AT NEW LOCATION AND RECONNECT ITEM AS REQUIRED.
- C. "-----" INDICATES DEVICE, FIXTURE OR EQUIPMENT TO BE REMOVED. DISCONNECT AND REMOVE WIRING AND SYSTEM COMPONENTS.
- D. NOT ALL EXISTING LIGHT FIXTURES SHOWN ON PLAN. FIELD VERIFY EXISTING LIGHT FIXTURES AND FIXTURES TO BE REMOVED. COORDINATE ALL REMOVAL WITH G.C.. MAINTAIN POWER TO ALL EXISTING TO REMAIN LIGHT FIXTURES AND DEVICES.
- E. ALL INTERIOR LUMINAIRES SHALL BE REMOVED. MAINTAIN EXISTING LIGHTING HOME RUN TO PROVIDE BRANCH CIRCUITING TO REPLACEMENT LUMINAIRES. MODIFY EXTEND AND CONNECT EXISTING LIGHTING BRANCH CIRCUITING AS NEEDED.
- F. DISCONNECT AND REMOVE EXISTING EXIT SIGNS AND INTERIOR EMERGENCY LIGHT FIXTURE. REMOVE ASSOCIATED BRAN CIRCUITING.
- G. DISCONNECT POWER TO EXTERIOR BUILDING SIGNS. MAINTAIN BRACH CIRCUITING TO CONNECT TO REPLACEMENT SIGNS.
- H. DISCONNECT AND REMOVE BAND LIGHT. MAINTAIN BRANCH CIRCUITING TO RECONNECT TO REPLACEMENT BAND LIGHT.
- I. EXTERIOR WALL PACKS AND EMERGENCY LIGHT FIXTURES TO REMAIN. MAINTAIN BRANCH CIRCUITING.

ELECTRICAL DEMOLITION PLAN KEYNOTES:

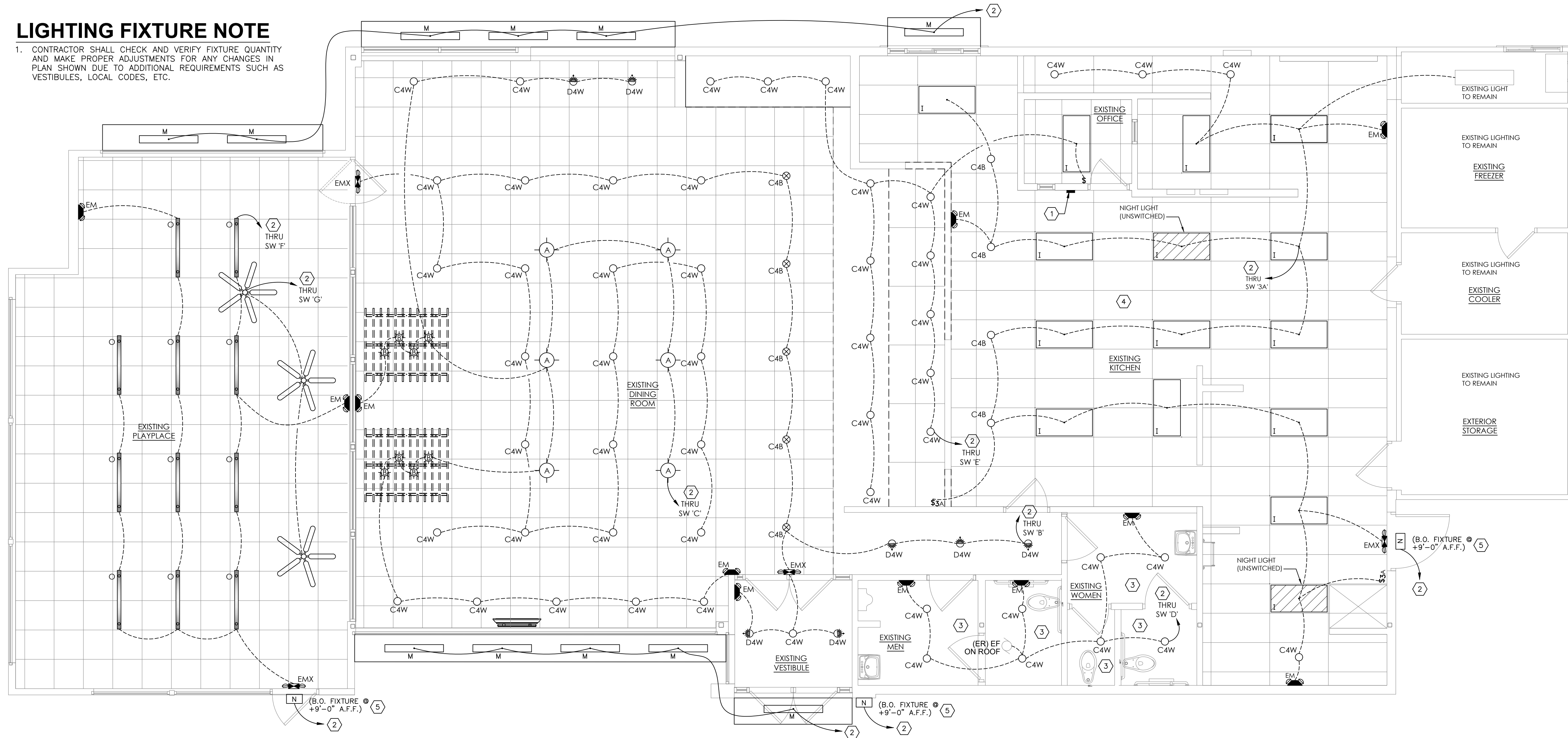
- (ED1) EXISTING RTU TO BE REMOVED. DISCONNECT AND MAINTAIN EXISTING BRANCH CIRCUITING. RECONNECT BRANCH CIRCUITING ONCE NEW UNIT IS IN PLACE. PROVIDE 60 AMP NON FUSED DISCONNECT SWITCH AT UNIT FOR NEW RTU.
- (ED2) DRIVE THROUGH CANOPY TO BE REMOVED. DISCONNECT AND REMOVE EXISTING DEVICES. MAINTAIN EXISTING BRANCH CIRCUITING. EXTEND AND CONNECT BRACH CIRCUITING TO NEW DEVICES AS NEEDED.
- (ED3) EXISTING SERVICE COUNTER AND MENU BOARDS TO BE REPLACED. DISCONNECT AND REMOVE EXISTING DEVICES. MAINTAIN EXISTING BRANCH CIRCUITING. EXTEND AND CONNECT EXISTING BRANCH CIRCUITING TO NEW DEVICES.
- (ED4) EXISTING EQUIPMENT TO BE REMOVED. DISCONNECT AND MAINTAIN EXISTING BRANCH CIRCUITING. RECONNECT BRANCH CIRCUITING ONCE NEW EQUIPMENT .
- (ED5) EXISTING PREP MODULE TO BE REPLACED. DISCONNECT POWER TO PANEL D. MAINTAIN EXISTING FEED. EXTEND AND CONNECT TO NEW PANEL D SERVING NEW EQUIPMENT.

Burger King Inc.
Store # 14447
 One Levitt Parkway
 Willingboro, NJ 08046
 Burlington County
 Project Name & Location:

Electrical Demolition Plan	
Drawing Name:	
Date: 10/5/21	Project No. 21-0362
Type: BK-50	
Drawn By: KHO	ED-100
Scale: As Noted	Drawing No.

LIGHTING FIXTURE NOTE

1. CONTRACTOR SHALL CHECK AND VERIFY FIXTURE QUANTITY AND MAKE PROPER ADJUSTMENTS FOR ANY CHANGES IN PLAN SHOWN DUE TO ADDITIONAL REQUIREMENTS SUCH AS VESTIBULES, LOCAL CODES, ETC.



1 Electrical Lighting Plan
SCALE: 1/4" = 1'-0"
NORTH

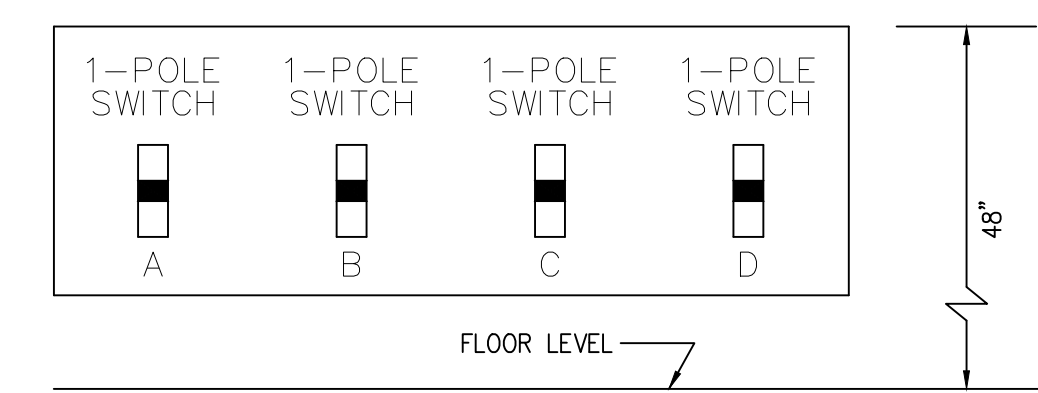
GENERAL NOTES:

- A. REFER TO SHEET E-102 FOR LIGHT FIXTURE SPECIFICATIONS
- B. SEE ARCHITECTURAL REFLECTED CEILING PLAN FOR EXACT LOCATION AND MOUNTING HEIGHTS OF LIGHT FIXTURES. COORDINATE FIXTURE LOCATIONS WITH DECOR DRAWINGS.
- C. ALL WORK AND MATERIALS SHALL BE BY THE ELECTRICAL CONTRACTOR UNLESS NOTED OTHERWISE.
- D. MC CABLE ONLY PERMITTED FOR LIGHT WHIPS. ALL OTHER TO BE E.M.T CONDUIT IN CEILING AND WALLS - RIGID CONDUIT UNDER SLAB.
- E. PROVIDE JUNCTION BOXES AT LIGHT FIXTURES PER MANUFACTURERS REQUIREMENTS. (TYPICAL FOR ALL LIGHTING FIXTURES)
- F. WHERE TRUSSES ARE EXPOSED, RUN ALL ELECTRICAL CONDUITS ABOVE THE BOTTOM CHORD OF THE TRUSS.
- G. USE EXISTING LIGHTING HOMERUN AND PROVIDE BRANCH CIRCUITING AS INDICATED ON THIS PLAN. PROVIDE NEW LIGHTING HOMERUN WHERE NEEDED.
- H. CIRCUIT EMERGENCY WALL PACKS AND NIGHT LIGHTS TO UN-SWITCH SIDE LIGHTING CIRCUIT SERVING THE AREA.

KEYED NOTES:

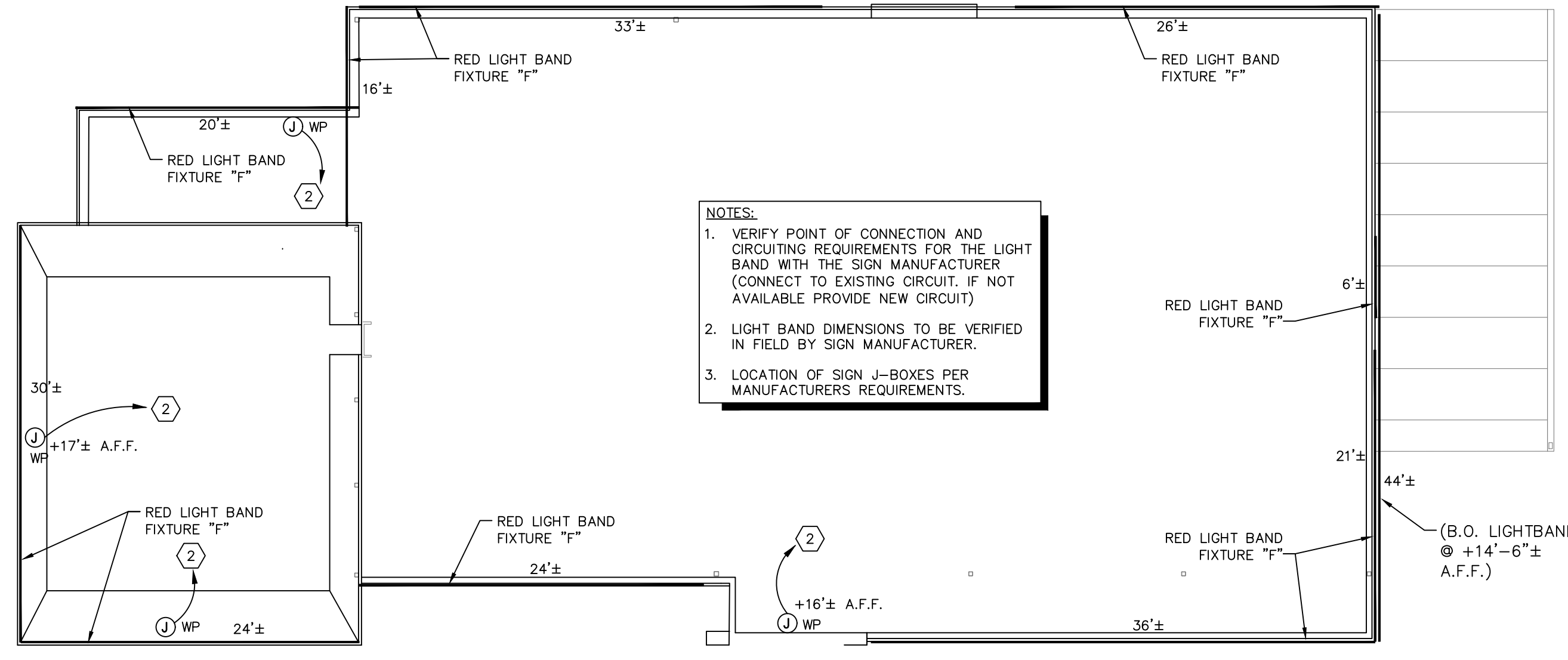
- 1. SWITCH BANK: REFERENCE DETAIL #3, THIS SHEET.
- 2. CONNECT TO EXISTING BRANCH CIRCUITING RETAINED DURING DEMOLITION.
- 3. PROVIDE HARDWARE FOR INSTALLATION IN GYPSUM BOARD CEILINGS.
- 4. ALL LIGHT FIXTURES OVER FOOD SERVICE AREA TO BE PROVIDED WITH LENS. WIRE EXTERIOR LIGHTING THROUGH PHOTO CELL. ELECTRICAL CONTRACTOR TO PROVIDE "PARAGON" PHOTOCELL CW 201-00 MOUNTED ON ROOF FACING NORTH. MAKE ADJUSTMENTS FOR ANY AMBIENT LIGHT.

SYMBOL LEGEND	
SYMBOL	DESCRIPTION
SWITCHES	
§	TOGGLE SWITCH - SINGLE POLE
§ ₃	TOGGLE SWITCH - THREE POLE



NOTE: NUMBER OF SWITCHES REQUIRED MAY VARY BASED ON LIGHTING CONFIGURATION - VERIFY REQUIREMENTS.

3 Switch Bank Detail
SCALE: None



2 Parapet Light Fixture Plan
SCALE: 1/8" = 1'-0"

Issued:	Date:
A Client Review	10/5/2021
B Forward to BKC	10/19/2021
C Permit Set	12/13/2021
D Bid Set	2/14/2022
E	

Revisions:	Date:
1	
2	
3	
4	
5	
6	
7	
8	
9	

Seal	Seal	DATE
PROJECT ARCHITECT/ENGINEER		
PROJECT LEAD		
PROJECT DESIGNER		

Copyright © 2021
APD Engineering & Architecture, PLLC
Drawing Alteration
It is a violation of law for any person, unless acting under the direction of a Licensed Architect, Professional Engineer, Landscape Architect, or Land Surveyor to alter any item on this document in any way. Any licensee who alters this document is required by law to affix his or her seal and to add the notation "Altered By" followed by his or her signature and the specific description of the alteration or revision.
DO NOT SCALE PLANS
Copying, Printing, Software and other processes required to produce these prints can stretch or shrink the actual paper or layout. Therefore, scaling of this drawing may be inaccurate. Contact APD E&A with any need for additional dimensions or clarifications.



Burger King Inc.
Store # 14447
One Levitt Parkway
Willingboro, NJ 08046
Burlington County
Project Name & Location:

Lighting Plans	
Drawing Name:	Project No.
Date: 10/5/21	21-0362
Type: BK-50	E-101
Drawn By: KHO	Drawing No.
Scale: As Noted	

BURGER KING 20/20 GARDEN GRILL INTERIOR INTERIOR LIGHT FIXTURE SCHEDULE						
STANDARD TRELLIS (6" x 6")						
TYPE	VENDOR	CATALOG No.	WATTAGE	COLOR TEMP	REMARKS	
A	NAUTICAL	BK304 & SP305-18-600-927-03 LED EDISON STYLE 10 WATT	10	2700	SHAKER PENDANT LAMP	
B	NAUTICAL	BK305 & LED 8W EDISON INCANDESCENT LED CLEAR ANTIQUE STYLE 6 WATT	6	2700K	BRONZE CAGE PENDANT LIGHT	
C4w	JUNO	SP36671-WHTRM	15	3000	1. 4" DIAMETER, WHITE, RECESSED DOWN LIGHT 2. TO BE USED WITH GWB CEILING	
	CREE	CRA-575L-27K-12-E26	9.5	2700		
	ENERGYWISE	EWMLLEDL4IN	11	2700		
C4b	JUNO	SP36671-BLTRM	15	3000	1. 4" DIAMETER, BLACK, RECESSED DOWN LIGHT 2. TO BE USED WITH ACOUSTICAL CEILING TILES	
	CREE	CR4-575L-27K-12-E26-MODBLK	9.5	2700		
	ENERGYWISE	EWMLF24EP4841	48	4100		
D4w	JUNO	SP36671G2/39 WWH	12.5	3000	1. 4" DIAMETER, WHITE, RECESSED DOWN LIGHT 2. TO BE USED WITH GWB CEILING	
	SECURITY	LB6A6L30K9 WH/IBXQL	9	3000		
	ENERGYWISE	EWMLF24EP4841	48	4100		
I	CREE	CL-E-TFA04A-24R-40N	42	4000	1. TO BE USED IN KITCHEN	
	SECURITY	LIT24-40-MLG-FSA12-EU-C388	45	4000	2. 2x4 RECESSED	
	LSI	SFP24 LED 50 UE DIM 40	50	4000		
	VAOPTO	VO-PL-2NW4-60	60	4000		
	ENERGYWISE	EWMLF24EP4841	48	4100		
M	KONTECH	KON-DVP-182-14-JY	40	5000	1. TO BE USED AT AWNINGS	
	VAOPTO	VO-RP-40D-W277-4	40	5000	2. OPTIONAL CLOSED CANOPY FIXTURE 3. PROVIDED BY SIGN SUPPLIER WITH	
	ENERGYWISE	EWMLF24EP4841	48	4100		
EM	CREE	EM22RWH	11		EMERGENCY LIGHT	
	SECURITY	CU2	1	3000		
	LSI	LTEMWH	(2) 1 LED			
	VAOPTO	VO-EM	2	5000		
	ENERGYWISE	EWMLF24EP4841	48	4100		
EMX	CREE	EXDMIRWH	11		EXIT / EMERGENCY LIGHT	
	SECURITY	CCRC	4			
	LSI	LPRXRUBWHL11R	(2) 1 LED			
	VAOPTO	VO-EMX-R1	2	5000		
O	ENERGYWISE	EWCCR	4	3000		
	CREE	LS4-25L-35K-10V	23	3500	PLAYGROUND PENDANT LIGHT	

CONTACT INFORMATION			
CREE ELVIR SULJIC 262-884-3332 esuljic@creeighting.com	HERMITAGE "MASTER CONSOLIDATOR" WYATT CULVER 615-843-3379 wyatt@hlg.co	ENERGYWISE JENNIFER WADDICK 877-225-1336 jennifer@energywisemail.com	JUNO / ACUITY BRANDS BRETT D KINZLER 847-813-8350 m 847-312-1578 brett.kinzler@acuitybrands.com
SECURITY LIGHTING WHITNEY WATSON 630-550-9320 quotations@securitylighting.com	NAUTICAL FURNISHINGS MICHAEL HOGLUND 954-771-1100 mhoglund@nauticalfurnishings.com	VAOPTO LINDA XU 702-517-5789 linda@vaopto.com	ZANIBONI LIGHTING JENNIFER MORRIS 727-213-0410 southeastusa@zanibonilighting.com
LSI BOB LUCAS 800-436-7800 ext 4052 bob.lucas@si-industries.com			

- NOTES**
- NOT ALL LIGHT FIXTURES TYPES SHOWN ON SCHEDULE MAY BE USED ON THIS PROJECT. REFER TO LIGHTING PLAN FOR PROJECT SPECIFIC TYPES AND QUANTITIES.
 - PENDANT FIXTURES "A" MUST BE CENTERED OVER TABLE TOPS. COORDINATE WITH DÉCOR DRAWINGS.
 - EXCEPT FOR DROPPED CEILING OPTION, ALL LIGHT FIXTURES IN DINING ROOM AREA & RESTROOM CORRIDOR ARE TO BE SUPPORTED FROM EXPOSED ROOF TRUSSES.
 - CONTRACTOR TO NOTIFY LIGHTING SUPPLIER OF THE FOLLOWING: FIXTURE TYPES "C" AND "D" WILL BE REQUIRED TO BE LENS AT THE LOCATIONS OVER THE SERVICE AREA AND OVER THE SELF-SERVE DRINK AREA. FIXTURE TYPE "M" WILL REQUIRE A LENS OR TUBE GUARD AT THOSE LOCATIONS.

MAIN BUS: 200 AMP M.L.O.										UTILITY AREA LOCATION									
VOLTAGE: 208Y/120 VOLTS, 3 PHASE, 4 WIRE + GND										NEMA-1 RECESSED MOUNTING									
AIC: 10,000										MDP SOURCE									
TYPE: POWER & LIGHTING										REFER TO PARTIAL ONE-LINE DIAGRAM FEEDER									
CKT	AMP	P	WIRE	LOAD	LTG.	RECEP.	EQUIP.	OTHER	PH	OTHER	EQUIP.	RECEP.	LTG.	LOAD	WIRE	P	AMP		
1	20	1	#12	DINING ROOM RECEPTACLES										DINING ROOM RECEPTACLES	#12	1	20	2	
3	20	1	#12	HOME OF WHOPPER SIGN - DINING										TV RECEPTACLE - DINING	#12	1	20	4	
5	20	1	#12	TV RECEPTACLE - DINING										FRONT COUNTER RECEPTACLES	#12	1	20	6	
7	20	1		SPARE										SPARE			20	8	
9	20	1		SPARE										SPARE			20	10	
11	20	1		SPARE										SPARE			20	12	
13	20	1		SPARE										SPARE			20	14	
15	20	1		SPARE										SPARE			20	16	
17	20	1		SPARE										SPARE			20	18	
19	20	1		SPARE										SPARE			20	20	
21	20	1		SPARE										SPARE			20	22	
23	20	1		SPARE										SPARE			20	24	
25	20	1		SPARE										SPARE			20	26	
27	20	1		SPARE										SPARE			20	28	
29	20	1		SPARE										SPARE			20	30	
LOAD TOTALS: VA										0	0	0	0	0	0	0	0	0	0
										0	0	0	0	0	0	0	0	0	0

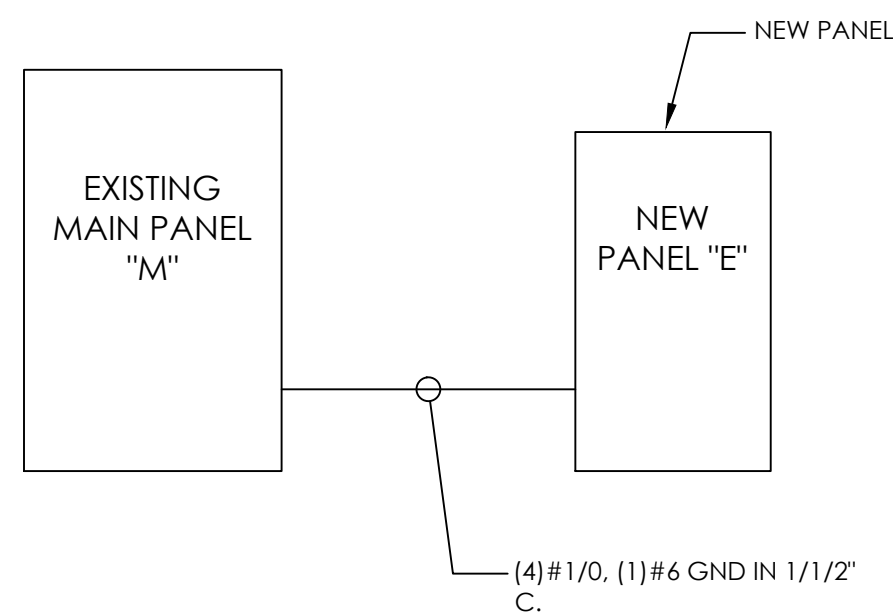
	SUB-TOTAL	DEMAND FACTOR	TOTAL LOAD
LIGHTING LOAD:	0	x 1.25	0
RECEPTACLE LOAD (FIRST 10KW):	0	x 1.0	0
RECEPTACLE LOAD (REMAINDER):	0	x 0.50	0
OTHER LOAD:	0	x 1.0	0
EQUIPMENT LOAD:	0	x 1.0	0
LARGEST MOTOR LOAD:		x 0.25	0
TOTALS WITH NEC FACTORS: VA	0		0
PANELBOARD VOLTAGE / AMPERAGE	208	0	0

PANELBOARD NOTES:

- LOAD TEXT LIGHT IN COLOR ARE EXISTING.
- LOAD TEXT DARK IN COLOR ARE NEW.
-

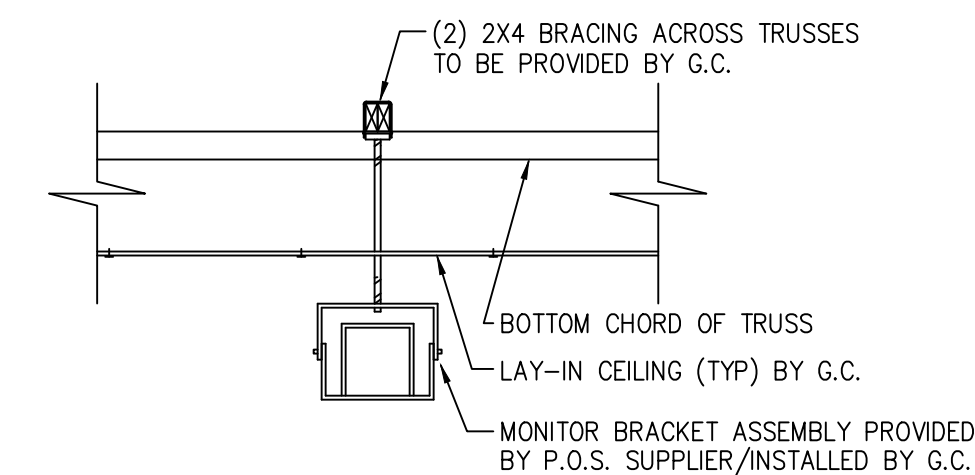
CIRCUIT BREAKER SYMBOL DESCRIPTIONS:

- TC WIRE THROUGH CONTACTOR
- HACR HACR TYPE BREAKER
- LO LOCKED BREAKER
- GFCI GROUND FAULT CIRCUIT INTERRUPTOR
- IG WIRE SEPARATE TO ISOLATED GROUND BUS

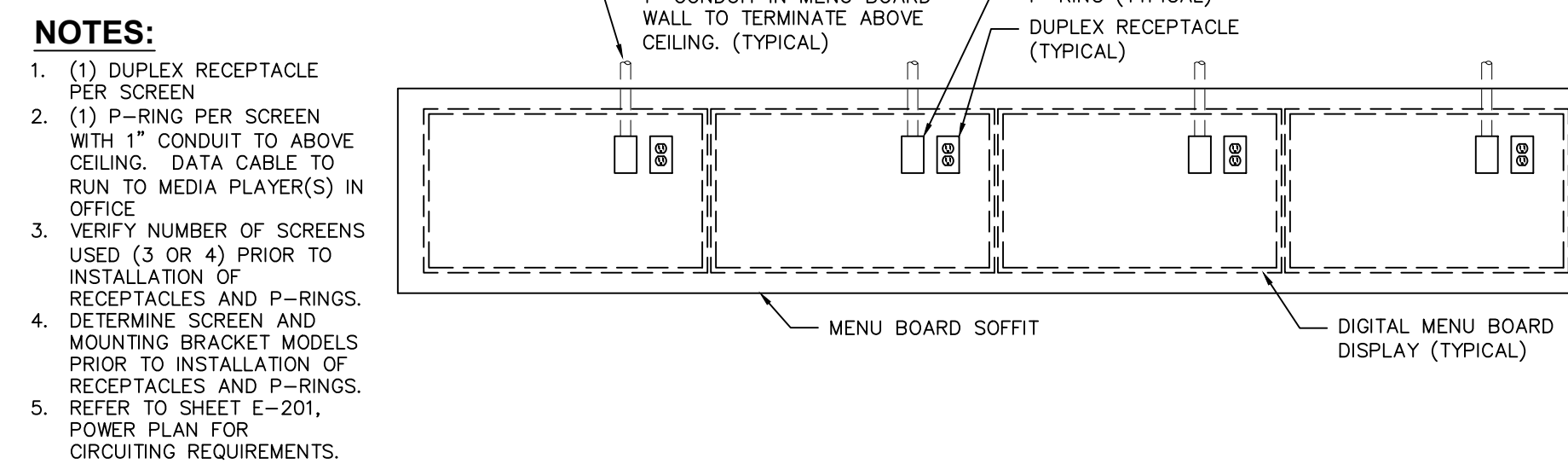


- NOTE:**
- PROVIDE A 150A/3P CIRCUIT BREAKER IN MDP PANEL TO FEED NEW PANEL 'E'.

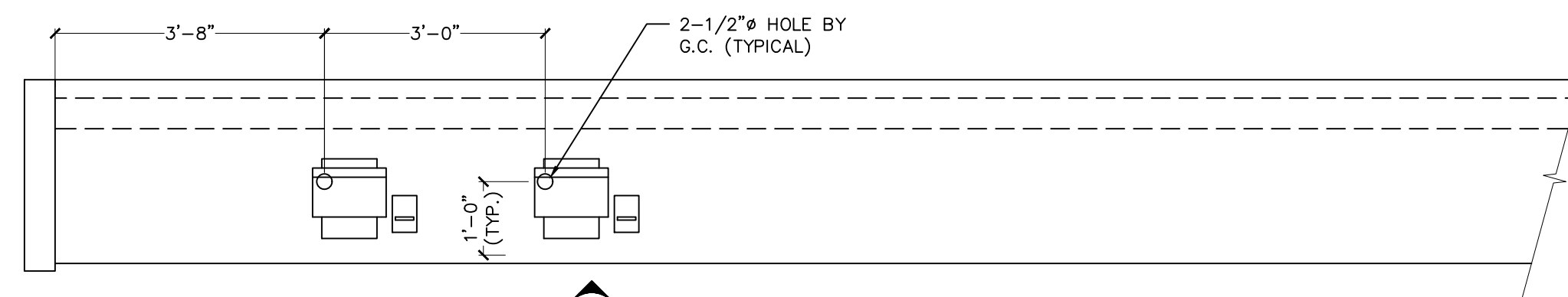
1 Partial One-Line Diagram
SCALE: No Scale



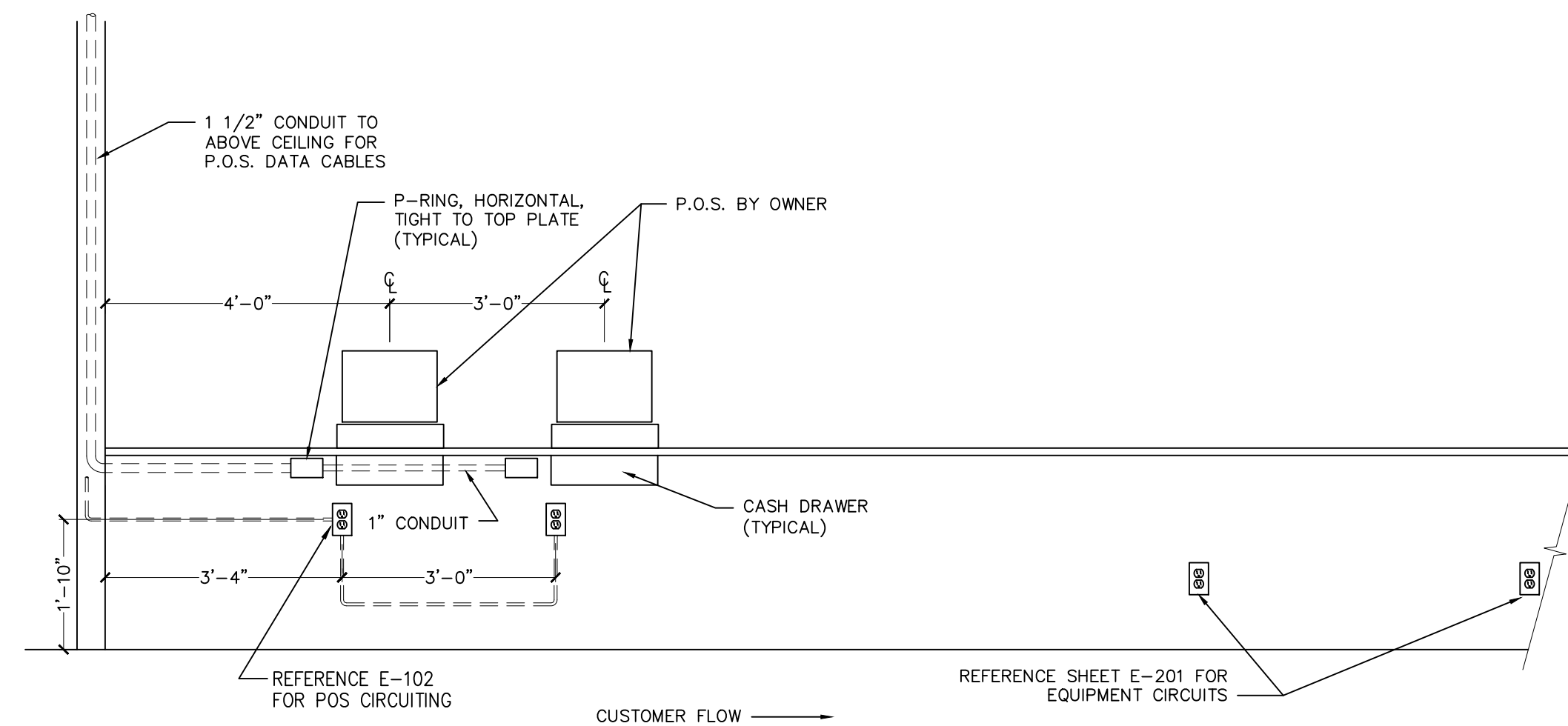
2 Video Hanging Bracket
SCALE: No Scale



3 Digital Menu Board Installation
SCALE: 1/2" = 1'-0"



4 Service Counter Plan
SCALE: 1/2" = 1'-0"



B Kitchen Side Counter Elevation
SCALE: 1/2" = 1'-0"

Issued:	Date:
A Client Review	10/5/2021
B Forward to BKC	10/19/2021
C Permit Set	12/13/2021
D Bid Set	2/14/2022
E	

Revisions:	Date:
1	
2	
3	
4	
5	
6	
7	
8	
9	

Seal	Seal	DATE
PROJECT ARCHITECT/ENGINEER		
PROJECT LEAD		DATE
PROJECT DESIGNER		DATE

Copyright © 2021
APD Engineering & Architecture, PLLC
Drawing Alteration
It is a violation of law for any person, unless acting under the direction of licensed Architect, Professional Engineer, Landscape Architect, or Land Surveyor to alter any item on this document in any way. Any licensee who alters this document is required by law to affix his or her seal and to add the notation "Altered By" followed by his or her signature and the specific description of the alteration or revision.
DO NOT SCALE PLANS
Copying, Printing, Software and other processes required to produce these prints can stretch or shrink the actual paper or layout. Therefore, scaling of this drawing may be inaccurate. Contact: APD E&A with any need for additional dimensions or clarifications.

APD ENGINEERING ARCHITECTURE
615 Fishers Run Victor, NY 14564
585.742.2222 - www.apd.com

Ampler Development LLC
4700 Falls of Neuse Rd
Suite 400
Raleigh, NC 27609
phone: (919) 484-0965

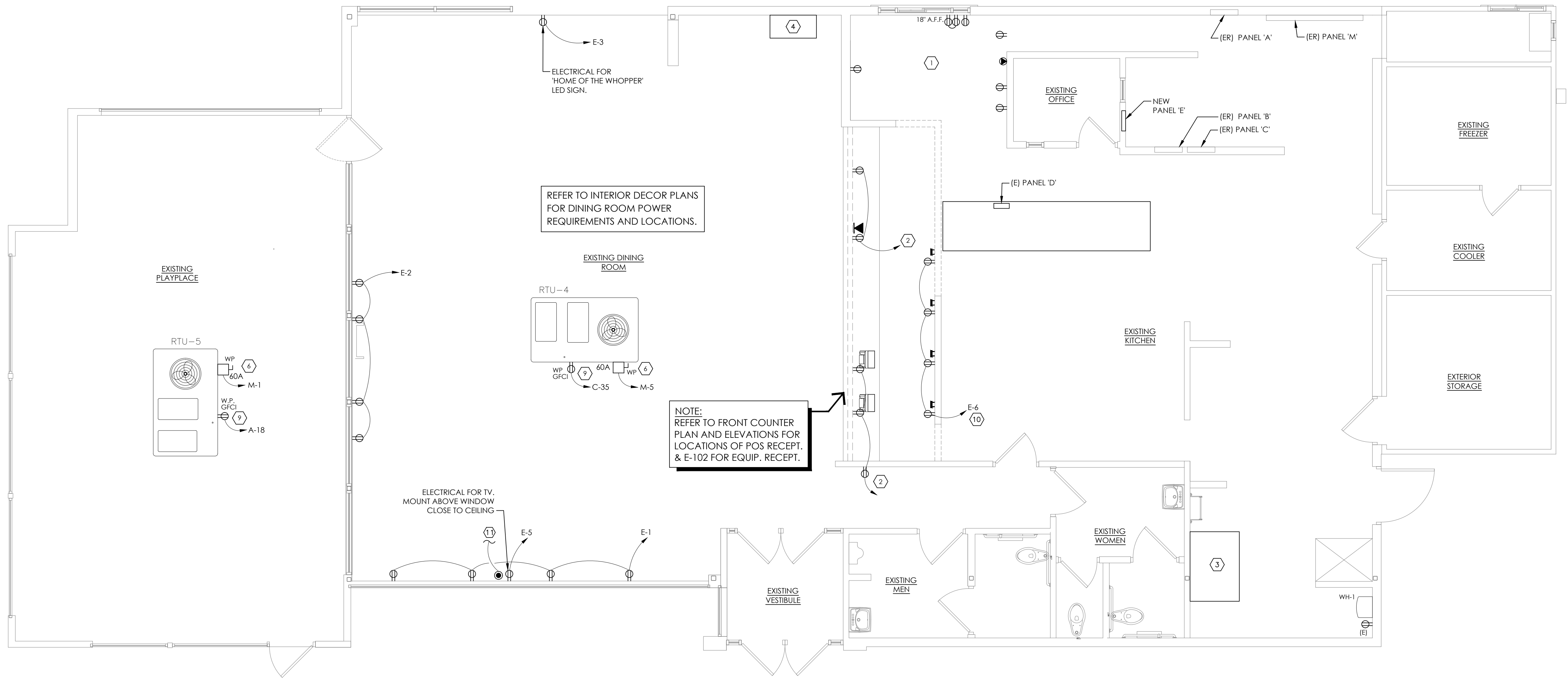
Burger King Inc.
Store # 14447
One Levitt Parkway
Willingboro, NJ 08046
Burlington County
Project Name & Location:

Partial One-Line Diagram & Schedules
Drawing Name:

Date:	10/5/21	Project No.	21-0362
Type:	BK-50		
Drawn By:	KHO		E-102
Scale:	As Noted		Drawing No.

Issued:	Date:
A Client Review	10/5/2021
B Forward to BKC	10/19/2021
C Permit Set	12/13/2021
D Bid Set	2/14/2022
E	

Revisions:	Date:
1	
2	
3	
4	
5	
6	
7	
8	
9	



1 Electrical Power Plan
SCALE: 1/4" = 1'-0"
NORTH

SYMBOL LEGEND	
DETAIL	DESCRIPTION
⏏	TOGGLE SWITCH - SINGLE POLE HUBBELL #1221-1
⏏	PUSHBUTTON SWITCH
⏏	SINGLE RECEPTACLE HUBBELL #5361-1
⏏	DUPLEX RECEPTACLE HUBBELL #5362-1
⏏	208V RECEPTACLE HUBBELL 208V, 1ϕ - #5352-1 208V, 3ϕ - #8420
☎	TELEPHONE OUTLET WITH BUSHED HOLE COVERPLATE
Ⓜ	JUNCTION OR GANG BOX
Ⓜ	CABLE TELEVISION OUTLET
Ⓜ	BUZZER / BELL
Ⓜ	REAR DOOR ALARM
Ⓜ	TRANSFORMER

ABBREVIATIONS	
A-3	CONDUIT RUN WITH ARROW DENOTING HOMERUN. SUBSCRIPT INDICATES PANEL AND CIRCUIT NO. GROUND CONDUCTOR REQUIRED IN ALL CONDUITS BUT NOT INDICATED
GFCI	GROUND FAULT CIRCUIT INTERRUPTING
W.P.	WEATHERPROOF
A.F.F.	ABOVE FINISHED FLOOR.
I.G.	ISOLATED GROUND

**ELECTRICAL CONTRACTOR (EC)
GENERAL NOTES:**

- A. ALL WORK SHALL BE IN ACCORDANCE WITH THE NATIONAL ELECTRICAL CODE AND OTHER APPLICABLE CODES AND STANDARDS.
- B. ALL DEVICE BOXES SHALL BE INSTALLED FLUSH AND CONDUITS RUN CONCEALED IN FINISHED AREAS EXCEPT AS SPECIFICALLY SHOWN/NOTED OTHERWISE.
- C. INSTALL POWER AND CONTROL WIRING AND REQUIRED CONTROL COMPONENTS FOR AIR CONDITIONING SYSTEMS AS SHOWN/NOTED ON THE DRAWINGS AND PER OTHER APPLICABLE DRAWINGS/INSTRUCTIONS. REFERENCE MECHANICAL DRAWINGS.
- D. WIRE SIZE SHALL BE #12 (MINIMUM) UNLESS OTHERWISE NOTED. WIRE SIZES SMALLER THAN #6 AWG SHALL BE THHN/THWN. #6 AWG WIRE AND LARGER SHALL BE THW, UNLESS NOTED OTHERWISE.
- E. WIRE (CONDUCTOR) COLORS SHALL BE AS PER APPLICABLE CODES.
- F. ALL CONDUCTORS SHALL BE COPPER.
- G. ALL CONDUITORS SHALL BE RUN IN CONDUIT, EXCEPT LOW VOLTAGE CONTROL AND COMMUNICATIONS CABLES.
- H. ALL MATERIALS SHALL BE UL APPROVED.
- I. ALL BRANCH CIRCUITS, EXCEPT INTERIOR LIGHTING, EXTERIOR BUILDING SIGNS, PARAPET LIGHTING AND SOFFIT LIGHTING TO HAVE A GREEN EQUIPMENT GROUNDING CONDUCTOR SIZED AS PER NEC 250-122.
- J. PVC (SCHEDULE 40) PERMITTED BELOW SLAB AND BELOW GRADE ONLY.
- K. IT IS INTENDED THAT AN EQUIPMENT GROUND CONDUCTOR (GREEN) SHALL BE RUN IN POWER CIRCUIT CONDUITS WHETHER OR NOT THE CONDUIT IS PVC.
- L. ALL EMPTY CONDUITS TO BE PROVIDED WITH NYLON PULL STRING.
- M. NEW TYPEWRITTEN PANEL DIRECTORY SHALL BE FURNISHED AFTER JOB IS COMPLETED REFLECTING ALL AS BUILT CONDITIONS.
- N. ALL BRANCH CIRCUITS SHALL BE PROPERLY PHASE BALANCED.
- O. ALL DATA EQUIPMENT TO BE FED BY A DEDICATED CIRCUIT WHICH CONSISTS OF A POWER CIRCUIT THAT FEEDS THIS TYPE OF EQUIPMENT ONLY WITH A SEPARATE GREEN GROUNDING CONDUCTOR CARRIED ALL THE WAY BACK TO THE PANEL TO BE CONNECTED TO THE GROUNDING SYSTEM.
- P. FUSES SHALL BE DUAL ELEMENT, TIME DELAY TYPE UNLESS OTHERWISE NOTED.
- Q. EC SHALL VERIFY INTERIOR DECOR THEME TO BE USED AND COORDINATE WITH SAID THEME.
- R. EC SHALL INSTALL AND CONNECT WIRING TO ALL SIGNS.
- S. EC TO COORDINATED ROUGH-IN TO ALL EQUIPMENT WITH EQUIPMENT SUPPLIER PRIOR TO INSTALLING CONDUITS.
- T. ALL CONDUIT RUNS TO KITCHEN EQUIPMENT SHALL BE RUN ABOVE CEILING.
- U. MAINTAIN 12" CLEARANCE BETWEEN P.O.S. COMMUNICATION CONDUITS AND LIGHTING FIXTURES AS WELL AS POWER CONDUITS.
- V. CUTTING AND NOTCHING OF 2x4 BEARING WALL FRAMING NOT TO EXCEED 7/8". BORING HOLES IN 2x4 BEARING WALL FRAMING NOT TO EXCEED 2 1/8".

KEYED NOTES - PLAN:

1. PROVIDE NEW DEVICES, EXTEND AND CONNECT EXISTING BRANCH CIRCUITING FOR DT WINDOW.
2. PROVIDE NEW DEVICES, EXTEND AND CONNECT EXISTING BRANCH CIRCUITING.
3. ICE MACHINE TO BE REPLACED, DISCONNECT AND RECONNECT EXISTING CIRCUITING.
4. EXISTING SODA MACHINE TO BE REPLACED, DISCONNECT AND RECONNECT EXISTING CIRCUITING.
5. NOT USED.
6. EXTEND AND CONNECT EXISTING BRANCH CIRCUITING TO NEW ROOF TOP UNIT.
7. NOT USED.
8. NOT USED.
9. EXTEND AND CONNECT EXISTING BRANCH CIRCUITING TO NEW ROOF RECEPTACLE.
10. DIGITAL MENU BOARDS (VERIFY 3 OR 4 BOARD INSTALLATION): PROVIDE (1) DUPLEX RECEPTACLE FOR 120V CIRCUIT AND (1) P-RING FOR DATA CABLE AT EACH MENU BOARD SCREEN. RE-CONNECT TO EXISTING BRANCH CIRCUITING. EXTEND AS NEEDED. COORDINATE NEW LOCATIONS WITH G.C.
11. PROVIDE 1" CONDUIT TO MANAGERS OFFICE FOR CABLE TV.

Seal	Seal
PROJECT ARCHITECT/ENGINEER	DATE
PROJECT LEAD	DATE
PROJECT DESIGNER	DATE

Copyright © 2021
APD Engineering & Architecture, PLLC
Drawing Alteration
It is a violation of law for any person, unless acting under the direction of licensed Architect, Professional Engineer, Landscape Architect, or Land Surveyor to alter any item on this document in any way. Any licensee who alters this document is required by law to affix his or her seal and to add the notation "Altered By" followed by his or her signature and the specific description of the alteration or revision.
DO NOT SCALE PLANS
Copying, Printing, Software and other processes required to produce these prints can stretch or shrink the actual paper or layout. Therefore, scaling of this drawing may be inaccurate. Contact: APD E&A with any need for additional dimensions or clarifications.



**Burger King Inc.
Store # 14447**
One Levitt Parkway
Willingboro, NJ 08046
Burlington County
Project Name & Location:

Power Plan	
Drawing Name:	Project No.
Date: 10/5/21	21-0362
Type: BK-50	
Drawn By: KHO	E-201
Scale: As Noted	Drawing No.



ELECTRICAL PLAN KEYNOTE:

(EI) DRIVE THROUGH EQUIPMENT TO BE REPLACED. DISCONNECT AND MAINTAIN EXISTING BRANCH CIRCUIT. MODIFY, EXTEND AND RECONNECT EXISTING CIRCUIT TO NEW DRIVE THROUGH EQUIPMENT AS NEEDED.

GENERAL ELECTRICAL NOTES:


- A. REPLACE LAMP IN EXISTING PYLON SIGN.
- B. REWORK AND CIRCUIT DRIVE THRU LIGHTING CIRCUIT AS NEEDED.

Issued:	Date:
A Client Review	10/5/2021
B Forward to BKC	10/19/2021
C Permit Set	12/13/2021
D Bid Set	2/14/2022
E	

Revisions:	Date:
1	
2	
3	
4	
5	
6	
7	
8	
9	

Seal	Seal
PROJECT ARCHITECT/ENGINEER	DATE
PROJECT LEAD	DATE
PROJECT DESIGNER	DATE

Copyright © 2021
 APD Engineering & Architecture, PLLC
 Drawing Alteration
 It is a violation of law for any person, unless acting under the direction of licensed Architect, Professional Engineer, Landscape Architect, or Land Surveyor to alter any item on this document in any way. Any licensee who alters this document is required by law to affix his or her seal and to add the notation "Altered By" followed by his or her signature and the specific description of the alteration or revision.
DO NOT SCALE PLANS
 Copying, Printing, Software and other processes required to produce these prints can stretch or shrink the actual paper or layout. Therefore, scaling of this drawing may be inaccurate. Contact APD E&A with any need for additional dimensions or clarifications.



1 Site Electrical Plan
 SCALE: 1/16" = 1'-0"

Burger King Inc.
 Store # 14447
 One Levitt Parkway
 Willingboro, NJ 08046
 Burlington County
 Project Name & Location:

Site Electrical Plan	
Drawing Name:	
Date: 10/5/21	Project No. 21-0362
Type: BK-50	
Drawn By: KHO	SE-101
Scale: As Noted	Drawing No.