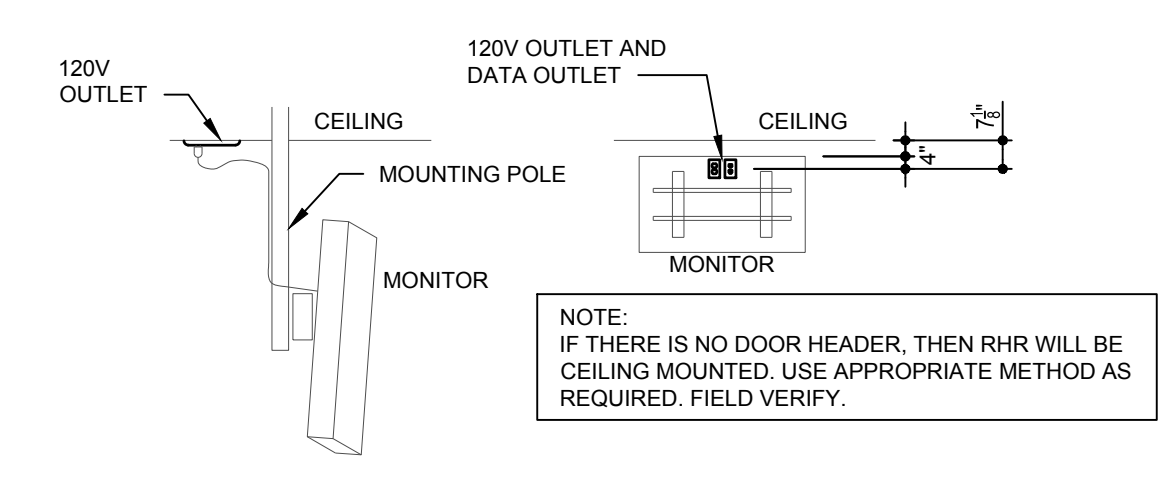


3 MAIN MENUBOARD ROUGH-IN ELEVATION
NOT TO SCALE



2 REDHEAD ROASTER (RHR) POWER MONITOR SCHEMATIC
NOT TO SCALE

ELECTRICAL LEGEND

JUNCTION BOX	20 AMP 120V-1PH HUBBELL #USB20X2BK RECEPTACLE	DATA CONNECTION
A-H AS COOKLINE JUNCTION BOXES REFER TO DETAIL #3 ON SHEET E4.2	20 AMP QUADRUPLX 120V-1PH HUBBELL # USB20X2W (QTY 2)	REMOTE TEST STATION (54")
20 AMP 120V-1PH SIMPLEX RECEPTACLE +16" AFF OR AS NOTED	20 AMP 120V-1PH HUBBELL #IG5362 ISOLATED GROUND RECEPTACLE	PARTIAL CIRCUIT
20 AMP 120V-1PH DUPLEX RECEPTACLE +16" AFF OR AS NOTED	20 AMP QUAD HUBBELL #IG5362 (QTY 2) ISOLATED GROUND RECEPTACLE	HOME RUN TO PANEL. CIRCUIT NUMBERS, PHASE, NEUTRAL & GROUND CONDUCTORS INDICATED ALONG WITH ISOLATED GROUND CONDUCTOR IF APPLICABLE.
GFI 20 AMP 120V-1PH GROUND FAULT INTERRUPTING RECEPTACLE	SPECIAL RECEPTACLE. SEE KITCHEN EQUIPMENT SCHEDULE	TERMOSTAT. TEMPERATURE SENSOR AND HUMIDISTAT BY MECHANICAL CONTRACTOR
WP 20 AMP 120V-1PH WEATHERPROOF RECEPTACLE	DISCONNECT SWITCH BY ELECTRICAL CONTRACTOR	TELEPHONE CONNECTION
R 20 AMP 120V-1PH RECESSED RECEPTACLE	DISCONNECT SWITCH SUPPLIED WITH EQUIPMENT	TELEPHONE/DATA CONNECTION
120V-1PH QUADRUPLX RECEPTACLE		

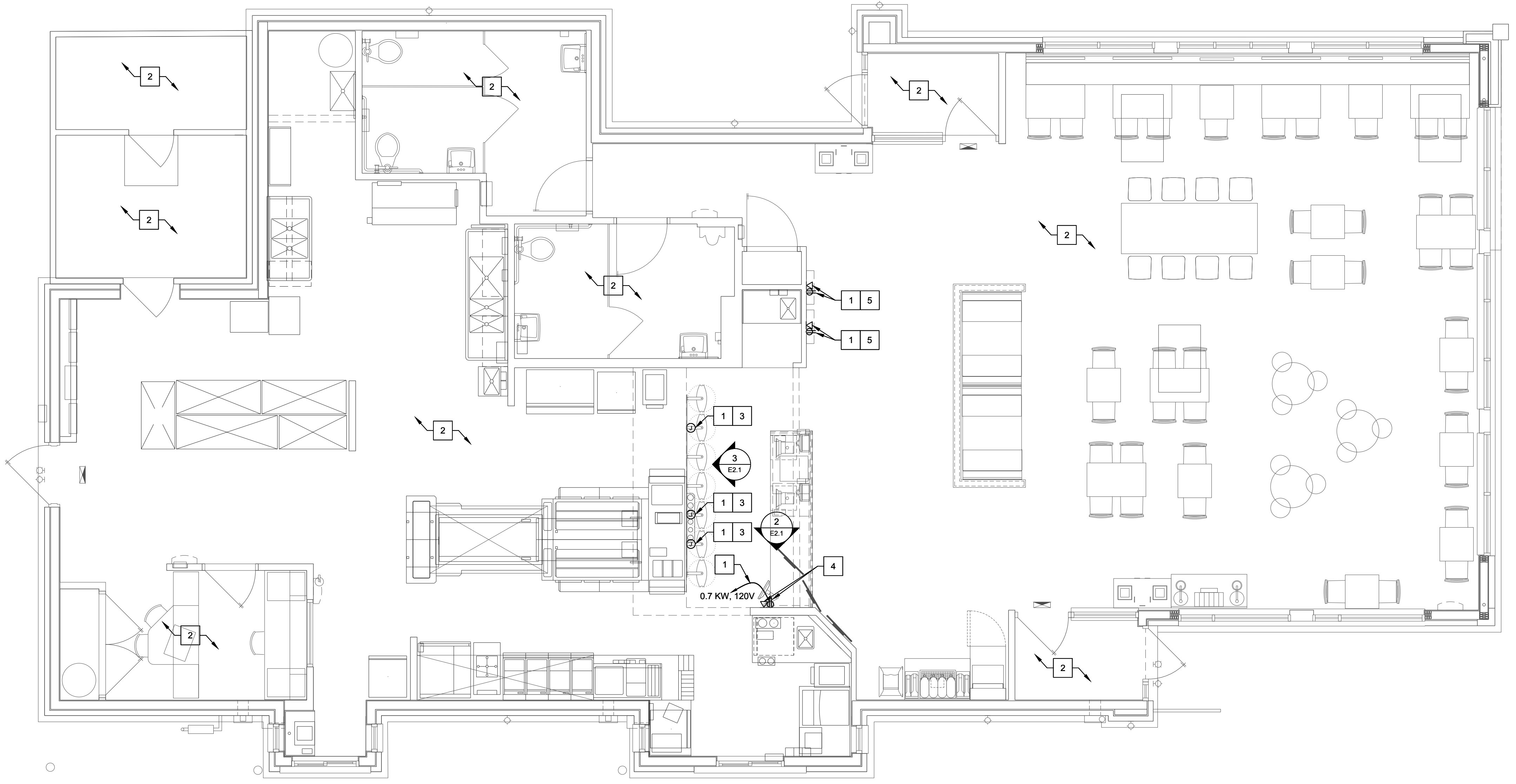
EQUIPMENT & CONNECTIONS

CIRCUIT NUMBER	DESCRIPTION	HORSEPOWER	KILOWATTS	LOAD			VOLTAGE	CONNECTIONS	TYPE	PLUG GORD FURNISHED	FEEDER			NOTES
				120V/1PH	208V/1PH	208V/3PH					120/208V-1PH	CONDUCTORS	WIRE SIZE	
(E)	DRIVE THRU FREESTYLE	7	0					EXIST. RECEPTACLE	ES	2	12	12	3/4"	EXISTING
(E)	POS MONITOR/TERMINAL	3	0					RECEPTACLE	(E)					
(E)	POS MONITOR/TERMINAL	3	0					RECEPTACLE	(E)					
(E)	BEVERAGE DISPENSER	4	0					RECEPTACLE	ES	2	12	12	3/4"	EXISTING
--	--	--	--					--	--	--	--	--	--	
--	MENUBOARD	1.5	0					DIRECT	EC	2	12	12	3/4"	
--	REDHEAD ROASTER	5	0					DIRECT	EC	2	12	12	3/4"	
(E)	D.T. ICE MAKER	2.5	0					WP DISC SWITCH @ UNIT	ES	3	10	10	3/4"	
(E)	BEVERAGE DISPENSER	1.4	0					RECEPTACLE	ES	2	12	12	3/4"	
(E)	BEVERAGE ICE MAKER	2.5	0					WP DISC SWITCH @ UNIT	ES	3	10	10	3/4"	
(E)	DOUBLE SIDED GRILL	15.9	0					RECEPTACLE NEMA 15-60	EC	3	6	10	1-1/2"	
(E)	DOUBLE SIDED GRILL	12.8	0					RECEPTACLE NEMA 15-50	EC	3	6	10	1-1/2"	

ES EQUIPMENT SUPPLIER
EC ELECTRICAL CONTRACTOR
-- CONDUCTOR QUANTITY DOES NOT INCLUDE GROUND WIRE

- ### GENERAL NOTES
- REFER TO "WIRING AND SITE PREPARATION GUIDE" AS PREPARED BY 'WENDY'S INTERNATIONAL' "INFORMATION SYSTEMS DEPARTMENT" FOR INSTALLATION OF POINT OF SALE CASH REGISTER SYSTEM.
 - ELECTRICAL CONTRACTOR TO COORDINATE WORK WITH MECHANICAL, REFRIGERATION AND EQUIPMENT CONTRACTORS, INCLUDING COOLER/FREEZER WORK. (IF APPLICABLE)
 - ELECTRICAL CONTRACTOR TO VERIFY ALL ROUGH-IN DIMENSIONS AND POWER REQUIREMENTS WITH KITCHEN EQUIPMENT DISTRIBUTOR PRIOR TO ROUGH-IN.
 - ELECTRICAL CONTRACTOR TO HOOK UP FIELD CONNECTIONS WITHIN FRONT COUNTER, AND ICE MACHINE REMOTE UNIT (ON ROOF) AT TIME OF INSTALLATION.
 - HEIGHTS INDICATED FOR RECEPTACLES AND JUNCTION BOXES ARE MEASURED FROM FINISH FLOOR TO THE CENTER OF THE BOX UNLESS OTHERWISE NOTED.
 - ELECTRICAL CONTRACTOR IS RESPONSIBLE FOR INSTALLING ALL TELEPHONE LINES AND TERMINATIONS. VERIFY QUANTITY AND LOCATIONS WITH OWNER PRIOR TO BIDDING.
 - ALL CIRCUITS MAY BE CORRECTED TO THE LEAST AMOUNT OF CONDUIT RUN UNLESS OTHERWISE NOTED.
 - ALL COVER PLATES TO BE SATIN FINISH STAINLESS STEEL THROUGHOUT UNLESS OTHERWISE NOTED.
 - ALL NEW 120V RECEPTACLES IN KITCHEN TO HAVE GROUND-FAULT CIRCUIT INTERRUPTER PROTECTION. OTHER GFIS SHOWN SEPARATELY.
 - FOR THE IBM POINT OF SALE REGISTER SYSTEM ONLY: ALTERNATE P.O.S. SUPPLIERS MUST CONFORM TO THE REGISTER LAYOUT OR PROVIDE THE OWNER AND/OR GENERAL CONTRACTOR WITH WIRING DIAGRAMS AND INSTALLATION DETAILS BEFORE THE ELECTRICAL CONTRACTOR STARTS ANY WORK.
 - ALL CONDUITS SHOULD BE STEEL FLEX OR PLASTIC STUBBED OUT ABOVE THE CEILING LINE AND TERMINATED INTO A J-BOX AS NOTED AND CAPABLE OF ACCEPTING A FACEPLATE COVER.
 - ALL J-BOXES SHOULD BE INSTALLED IN SUCH A WAY THAT THEY ARE NOT BLOCKED BY OTHER EQUIPMENT OR STRUCTURAL COMPONENTS.
 - ALL IG OUTLETS (HUBBELL IG5362 - ORANGE OR EQUAL) MUST BE CLEARLY LABELED.
 - ALL CABLE ACCESS OPENINGS THRU S/S MUST HAVE RUBBER OR PLASTIC GROMMETS INSTALLED.
 - THE ELECTRIC SERVICE FOR THE GFI OUTLET/SCOREBOARD MUST BE ON A SEPARATE BREAKER (NOT CONNECTED TO THE MENU BOARD OR OUTSIDE LIGHT FEED).
 - HEIGHTS INDICATED FOR RECEPTACLES AND J-BOXES ARE MEASURED FROM FINISH FLOOR TO THE CENTER OF BOX. U.N.O.
 - EXISTING ENERGY MANAGEMENT SYSTEM TO REMAIN AND BE FULLY OPERATIONAL AT COMPLETION OF REMODEL.
 - ALL CUSTOMER ACCESSIBLE RECEPTACLES MUST BE TAMPER RESISTANT.

- ### X CODED NOTES:
- CIRCUIT TO EXISTING 20A, 120V. SPARE CIRCUIT BREAKER AS INDICATED ON PLANS IN EXISTING PANELBOARD (FIELD VERIFY). VERIFY THAT THE ADDITIONAL LOAD DOES NOT OVERLOAD EXISTING PANELBOARD OR ANY UPSTREAM ELECTRICAL DEVICE.
 - ALL EXISTING ELECTRICAL DEVICES, CONDUIT, WIRING, AND EQUIPMENT IN THIS AREA AND ON ROOF TO REMAIN, UNLESS NOTED OTHERWISE. MAINTAIN AND PROTET EXISTING BRANCH CIRCUITS.
 - PROVIDE POWER AND DATA FOR STATIC MENUBOARDS. PROVIDE CIRCUITING TO MENU BOARDS IN SERVING AREA VIA LIGHTING CONTRACTOR. DESIGN INTENT IS FOR MENU BOARDS TO BE CONTROLLED ON AND OFF WITH GENERAL LIGHTING IN THIS AREA.
 - PROVIDE CEILING MOUNTED DUPLEX RECEPTACLE AND DATA FOR DIGITAL RHR MONITOR. SEE RHR POWER MONITOR SCHEMATIC DETAIL ON THIS SHEET.
 - PROVIDE POWER AND DATA FOR QUEUING BOARDS. PROVIDE CIRCUITING TO QUEUING BOARDS IN SERVING AREA VIA LIGHTING CONTRACTOR. DESIGN INTENT IS FOR QUEUING BOARDS TO BE CONTROLLED ON AND OFF WITH GENERAL LIGHTING IN THIS AREA.



1 POWER PLAN
SCALE: 1/4" = 1'-0"

SITE NUMBER:	08452
BUILDING TYPE:	E2000
ASSET TYPE:	FREESTANDING
CLASSIFICATION:	REFRESH
OWNER:	STARBOARD
BASE VERSION:	2021 SPRING
UPGRADE CLASSIFICATION:	
	N/A
PROJECT YEAR:	2022
DESIGN TYPE:	(2.0) UM BRIGHT
DRAWING RELEASE:	2021 SPRING




STARBOARD GROUP
12540 W. ATLANTIC BLVD.
CORAL SPRINGS, FL 33071
OFFICE: (954)255-2266

Wendy's
#08452 (STARBOARD #469)
648 BARNES BLVD.
ROCKLEDGE, FL 32955

REV.	DATE	DESCRIPTION

ISSUE DATE: 12/07/2021
PROJECT NUMBER: 2120444
DRAWN BY: MS/BS
CHECKED BY: AR/CF



SHEET NAME
POWER PLAN

SHEET NUMBER
E2.1