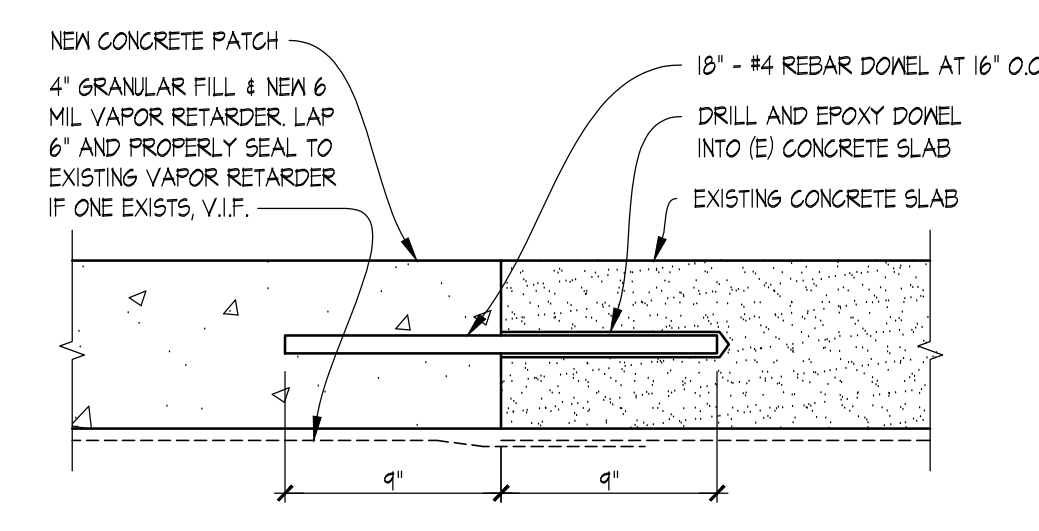
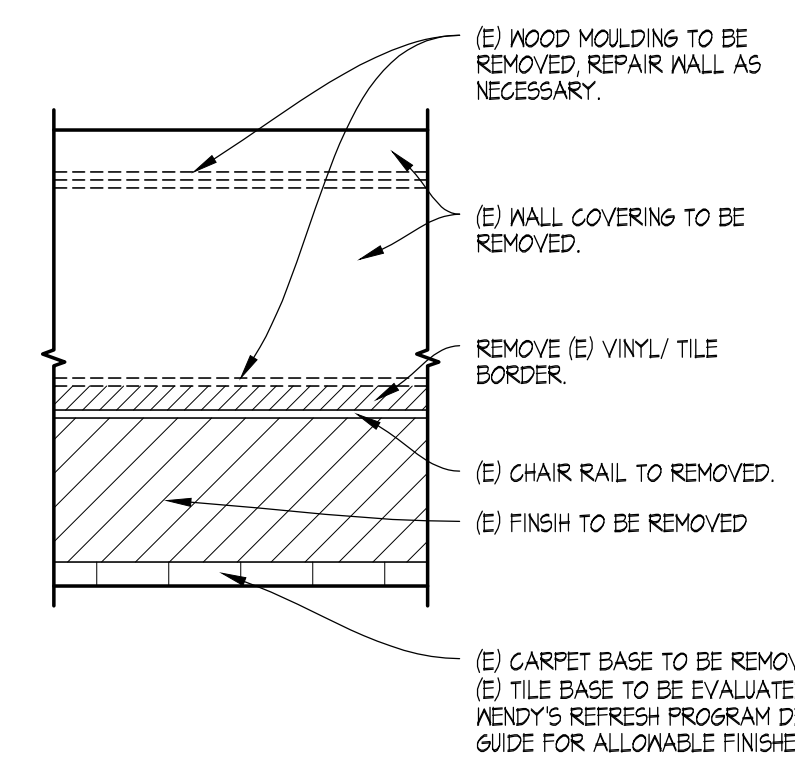


14/02/2022, 12:48 PM, C:\Users\kchemery\OneDrive - Linear Architecture, Inc\Desktop\Wendy's\21-125 Starboard - E1 (Refresh)Construction Documents\02_D1.1 Demolition Floor Plan.dwg, 1/10

- ### DEMOLITION GENERAL NOTES
- THE GENERAL CONTRACTOR SHALL BE RESPONSIBLE FOR DEMOLITION WORK REQUIRED TO IMPLEMENT NEW WORK, AS SHOWN ON OTHER DRAWINGS. THIS PLAN INDICATES ONLY THE APPROXIMATE DEMOLITION REQUIRED. EXISTING CONDITIONS NOT SHOWN OR NOTED SHALL REMAIN UNCHANGED UNLESS DEMOLITION BY THE ARCHITECT OR OWNER'S REPRESENTATIVE. EXISTING MATERIALS ADJACENT TO THE NEW CONSTRUCTION SHALL BE PATCHED, REPAIRED, AND FINISHED TO PROVIDE A SMOOTH LEVEL AND UNNOTICEABLE TRANSITION BETWEEN NEW AND EXISTING FINISHES.
 - CONTRACTOR SHALL VERIFY FIELD CONDITIONS AND NOTIFY OWNER'S REPRESENTATIVE AND ARCHITECT OF DISCREPANCIES BEFORE PROCEEDING WITH WORK.
 - CEASE OPERATIONS AND NOTIFY THE OWNER'S REPRESENTATIVE IMMEDIATELY IF SAFETY OF STRUCTURE APPEARS TO BE COMPROMISED. TAKE PRECAUTIONS TO PROPERLY SUPPORT STRUCTURE. DO NOT RESUME OPERATIONS UNTIL SAFETY IS RESTORED. NOTIFY PROJECT ARCHITECT AND OWNER'S REPRESENTATIVE OF HAZARDOUS CONTAINING MATERIALS ENCOUNTERED DURING DEMOLITION THAT MAY NEED TESTING OR REMEDIATION.
 - PROVIDE, ERECT, AND MAINTAIN BARRICADES, LIGHTING, AND GUARD RAILS AS REQUIRED BY APPLICABLE CODES TO PROTECT OCCUPANTS OF BUILDING, WORKERS, AND PEDESTRIANS.
 - WHEN DISCONNECTING, REMOVING, AND CAPPING UTILITY SERVICES WITHIN AREAS OF DEMOLITION, NOTIFY THE LOCAL UTILITY COMPANY AND OWNER'S REPRESENTATIVE IN ADVANCE AND OBTAIN APPROVAL BEFORE STARTING THE WORK.
 - PLACE MARKERS TO INDICATE LOCATION OF DISCONNECTED SERVICES. IDENTIFY SERVICE LINES AND CAPPING LOCATIONS ON PROJECT RECORD DOCUMENTS.
 - EXCEPT WHERE NOTED OTHERWISE, MAINTAIN POSSESSION OF MATERIALS BEING DEMOLISHED. IMMEDIATELY REMOVE FROM SITE.
 - DEMOLISH IN AN ORDERLY AND CAREFUL MANNER AS REQUIRED TO ACCOMMODATE NEW WORK, INCLUDING THAT REQUIRED FOR CONNECTION TO THE EXISTING BUILDING. PROTECT EXISTING FOUNDATIONS AND SUPPORTING STRUCTURAL MEMBERS.
 - PERFORM DEMOLITION IN ACCORDANCE WITH APPLICABLE AUTHORITIES HAVING JURISDICTION.
 - REPAIR DEMOLITION PERFORMED IN EXCESS OF THAT REQUIRED, AT NO COST TO OWNER.
 - BURNING OF MATERIALS ON SITE IS NOT PERMITTED.
 - REMOVE DEMOLISHED MATERIALS, TOOLS, AND EQUIPMENT FROM SITE UPON COMPLETION OF WORK. LEAVE SITE IN CONDITION ACCEPTABLE TO OWNER'S REPRESENTATIVE.
 - G.C. TO REMOVE F.F.&E. SCHEDULED TO BE REMOVED PRIOR TO DEMOLITION START. G.C. TO PROTECT AND SHRINK-WRAP REMAINING F.F.&E. NOT AFFECTED BY SCOPE OF WORK FOR DURATION OF JOB. G.C. TO COORDINATE WITH OWNER REPRESENTATIVE.
 - PRIOR TO BID SUBMISSION, THE G.C. SHALL MAKE A SITE VISIT TO REVIEW THE DEMOLITION REQUIREMENTS INCLUDING, BUT NOT LIMITED TO SITE WORK, EXTERIOR & INTERIOR OF THE EXISTING STRUCTURE. REVIEW M.E.P. DRAWINGS FOR DEMOLITION REQUIREMENTS / UTILITY RELOCATIONS. COORDINATE DEMOLITION WITH OWNER'S REPRESENTATIVE.
 - REMOVE EXISTING FLOOR & WALL FINISHES AS NOTED AND AS REQUIRED FOR NEW FINISHES. CLEAN, PREP, AND REPAIR SUBSTRATES TO SPECIFICATION REQUIREMENTS OF NEW SCHEDULE FINISHES.
 - DISCONNECT AND/OR REMOVE UNUSED / ABANDONED ELECTRICAL CIRCUITS FROM ELECTRICAL SOURCE PER CODE.
 - CAP, DISCONNECT AND/OR REMOVE ALL PLUMBING LINES NOTED FOR DEMOLITION IN ACCORDANCE WITH CODE.
 - WHENEVER REQUIRED BY LOCAL AUTHORITIES AND AS DIRECTED BY OWNER'S REPRESENTATIVE UNUSED UTILITIES SHALL BE REMOVED IN THEIR ENTIRETY.
 - REFER TO REFLECTED CEILING PLAN FOR ADDITIONAL DEMOLITION SCOPE.

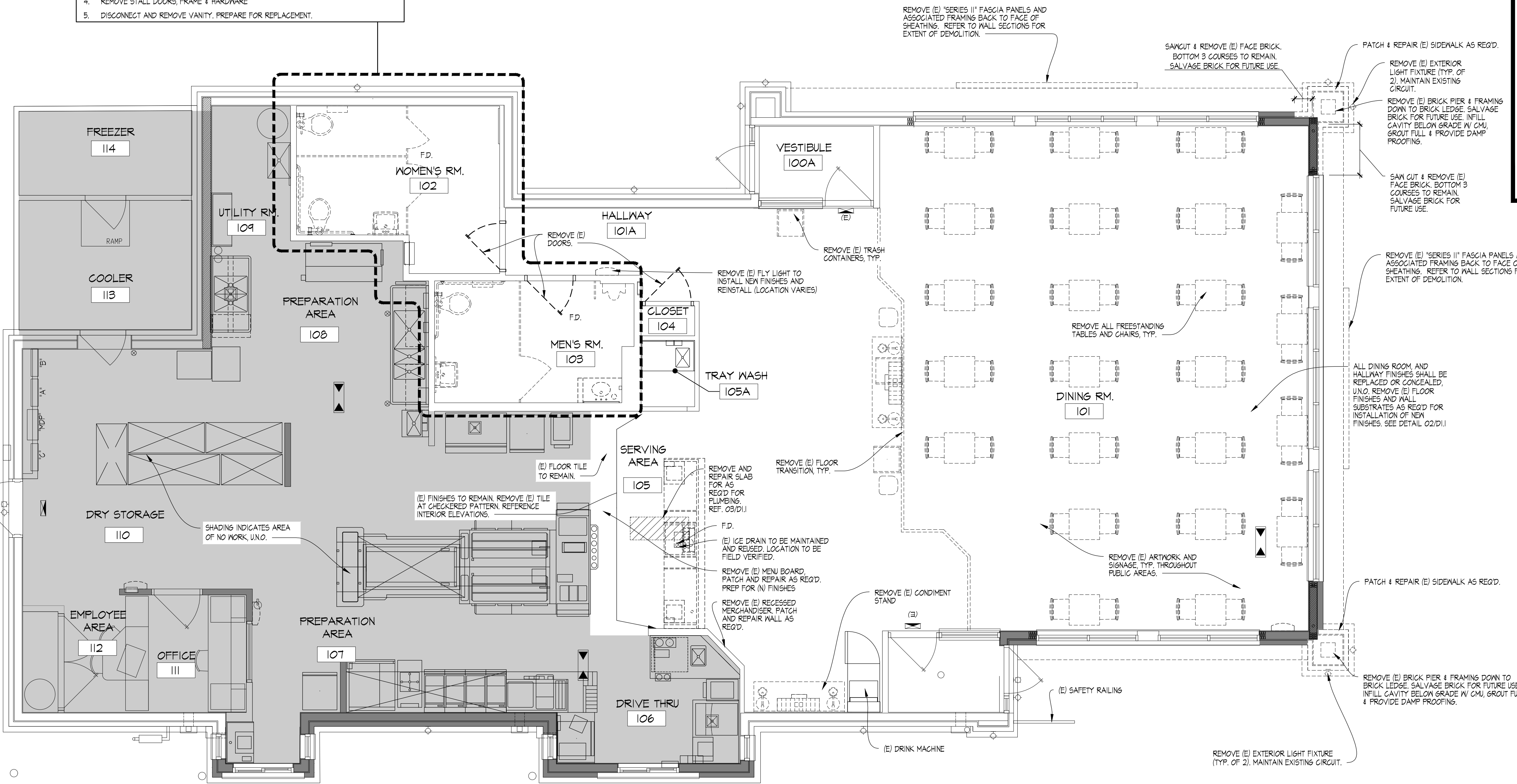


03 SLAB SPlice DETAIL
1 1/2" = 1'-0"



02 EXISTING ELEVATIONS - VARIATIONS
1/4" = 1'-0"

- RESTROOM NOTES:**
- DISCONNECT AND DISCARD EXISTING PLUMBING FIXTURES AS REQUIRED FOR NEW WORK.
 - REMOVE ALL RESTROOM ACCESSORIES.
 - REMOVE NON-COMPLIANT FLOOR & WALL FINISHES THROUGHOUT THE RESTROOMS. REMOVE AND REPLACE WALL SHEATHING AND CEILING AS REQUIRED. OTHER SUBSTRATES NOT REMOVED SHALL BE CLEANED OR REPLACED AS REQUIRED FOR NEW FINISHES. DO NOT ADD ADDITIONAL LAYERS OVER EXISTING SUBSTRATES AS ADA CLEARANCES MAY BE VIOLATED.
 - REMOVE STALL DOORS, FRAME & HARDWARE
 - DISCONNECT AND REMOVE VANITY. PREPARE FOR REPLACEMENT.



01 DEMOLITION CEILING PLAN
1/8" = 1'-0"


SITE NUMBER:	08452
BUILDING TYPE:	E2000
ASSET TYPE:	FREESTANDING
CLASSIFICATION:	REFRESH
OWNER:	STARBOARD
BASE VERSION:	2021 SPRING
UPGRADE CLASSIFICATION:	
PROJECT YEAR:	2022
DESIGN TYPE:	(2.0) UM BRIGHT
DRAWING RELEASE:	2021 SPRING

Linear Architecture LLC
Philip Kemery,
Architect
4436 Harvest Hill Rd.
Dallas, TX 75244
PHONE: 972.929.9226



Wendy's
#08452 (STARBOARD #469)
648 BARNES BLVD.
ROCKLEDGE, FL 32955

REV.	DATE	DESCRIPTION



SHEET NAME
DEMOLITION FLOOR PLAN

SHEET NUMBER
D1.1