DOOR SCHEDULE

01 DOOR MARK	ROOM	DOOR SIZE WD	HGT	THK	HDW GROUP	TYPE	MATL	FRAME	SAFETY GLASS	REMARKS
01	MEN/WOMEN ROOM	3'-0"	6'-8"	1 3/4"	6	C	PL	HM	-	NOTE: 1,3,5
02	CLOSET	3'-0"	6'-8"	1 3/4"	5	C	PL	HM	-	NOTE: 1,2

DOOR & WINDOW SCHEDULE NOTES

1. MARLITE AAA SERIES 500 DOOR AND FRAME.
2. USE 3-1/2" SCREWS ON ALL DOOR HINGES.
3. "FAMILY" TOILET ROOM SIGN.
4. "EMPLOYEES ONLY" SIGN.
5. HEAVY DUTY CLOSER: AMERICAN DEVICE SERIES 6301 FALCON SC70 OR LCN 4021.
6. LOCK CYLINDERS MAY BE BY "FALCON" WITH INTERCHANGEABLE CORES OR AS DIRECTED BY THE OWNER'S REPRESENTATIVE.
7. THRESHOLD: PEMKO 229 FALCON 350 (OR EQUAL). SEE DETAIL 03/A5.2
8. SEE EXTERIOR ELEVATIONS FOR SIZES.
9. DOOR FRAME AND HARDWARE TO BE PROVIDED BY VENDOR.

(T) = TEMPERED GLASS

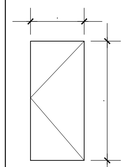

TYPE C
INTERIOR PLASTIC LAMINATE

DOOR HARDWARE SCHEDULE

QNTY.		DESCRIPTION	MODEL	FINISH	MFGR
SET 05 - CLOSET DOOR					
3	EA.	HINGES	ECBB1100	US26D	HAGER
1	EA.	LOCKSET	3480 STOREROOM-GRADE 1	US26D	HAGER
1	EA.	WALL STOP	236W CONVEX	US26D	HAGER
1	EA.	CONST. CORE	3892 C	US26D	HAGER
2	EA.	SFIC CUT KEY	3984 CONTROL KEY	---	HAGER
SET 06 - RESTROOM DOOR					
3	EA.	HINGES	BB1279 4 1/2" x 4 1/2"	US26D/626	HAGER
1	EA.	PUSH PLATE	70B	US32D/630	ROCKWOOD
1	EA.	PULL PLATE	BF110 X 70B	US32D/630	ROCKWOOD
1	EA.	CLOSER	SC70-18	AL	FALCON
1	EA.	WALL STOP	406	US26D/626	ROCKWOOD

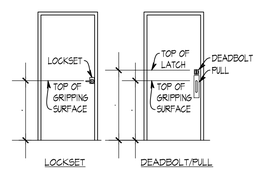

DOOR HARDWARE MOUNTING HEIGHTS

FLOOR & FINISH PLAN GENERAL NOTES

1. G.C. SHALL BE RESPONSIBLE FOR VERIFYING "AS-BUILT" CONDITIONS AND LAYING OUT WORK BEFORE PROCEEDING WITH WORK.
2. EXTERIOR FINISHES ARE NOTED ON EXTERIOR ELEVATIONS.
3. SEE INTERIOR ELEVATIONS FOR EXTENT OF NEW INTERIOR WALL FINISHES.
4. KITCHEN EQUIPMENT DISTRIBUTOR WILL SUPPLY CRITICAL DIMENSIONS, PLUMBING AND ELECTRICAL SPECIFICATIONS FOR EQUIPMENT SUPPLIED BY THE KITCHEN EQUIPMENT DISTRIBUTOR.
5. ELECTRICAL AND PLUMBING CONTRACTOR TO MAKE FINAL CONNECTION TO EQUIPMENT
6. DESIGN INTENT IS FOR EXISTING FINISHES TO BE REPLACED WITH EQUIVALENT NEW FINISHES, U.N.O. COORDINATE WITH OWNER FOR OPTIONAL FINISH UPGRADES.
7. G.C. TO PROVIDE AND INSTALL CRACK ISOLATION/WATERPROOF MEMBRANE AT ALL AREAS OF PORCELAIN, CERAMIC AND MARBLE TILES. 'HYDRO BAN' BY LATICRETE. PROVIDE 'LATASIL' SEALANT @ ALL AREAS OF EXPANSION JOINTS IN SUBSTRATE PRIOR TO INSTALLATION OF 'HYDRO BAN'. CONTACT LATICRETE AT (203) 316.2113
8. PAINTER SHALL BE RESPONSIBLE FOR THE REMOVAL OF HARDWARE, SWITCH AND OUTLET COVERS, ETC, AND REINSTALLATION OF SAME AFTER PAINTING.
9. RETOUCH OR REFINISH SURFACES DAMAGED BY SUBSEQUENT WORK AS DIRECTED BY GENERAL CONTRACTOR. THE COST OF SUCH RESTORATION WORK SHALL BE BORNE BY THE CONTRACTOR.
10. THE CONTRACTOR IS RESPONSIBLE FOR PROVIDING PROPER PROTECTION AGAINST DAMAGE TO EXISTING FURNITURE, ADJACENT FINISHED WORK, FLOORING, ETC. IF APPLICABLE.
11. REFER TO REFLECTED CEILING PLAN FOR CEILING TYPES, HEIGHTS, & FINISHES.
12. COORDINATE MUSIC & WI-FI SYSTEM REQUIREMENTS WITH WENDY'S REPRESENTATIVE.
13. FOR NEW DRINK STATIONS BEING ADDED, NEW CONDENSERS ON ROOF ARE REQUIRED. CONDENSERS TO BE INSTALLED ON EQUIPMENT RAILS SUPPLIED WITH UNITS. G.C. TO INSTALL EQUIPMENT RAILS AND CONDENSERS NO CLOSER THAN 10'-0" FROM ANY ROOF EDGE AND OUTSIDE AIR INTAKE. INSTALL RAILS PARALLEL WITH ROOF SLOPE TO ENSURE POSITIVE DRAINAGE. G.C. TO INSTALL NEW PIPE CURB FOR CONDENSER LINES PER DETAIL 02/A1.1. COORDINATE FINAL LOCATION OF CONDENSERS AND PIPE CURB WITH WENDY'S CONSTRUCTION MANAGER AND A.H.I.I. PATCH AND REPAIR EXISTING ROOF MEMBRANE AS REQUIRED USING MEMBRANE MANUFACTURER'S STANDARD DETAILS TO ENSURE EXISTING WARRANTY IS MAINTAINED.
14. VERIFY LOCATION(S) OF EXISTING FLOOR DRAIN TO SERVE DRINK STAND. PROVIDE NEW DRAIN TO SERVE DRINK STAND WHERE EXISTING IS NOT AVAILABLE. SAW CUT FLOOR SLAB AS REQUIRED FOR INSTALLATION OF NEW DRAIN AND PATCH TO MATCH ADJACENT AFTER INSTALLATION. COORDINATE EXACT LOCATION.
15. (N) SOLID SURFACE COUNTERTOP & RETROFIT FRONT COUNTER BASE CABINET AS REQUIRED FOR ORDER/PAY AND PICK-UP SEPARATION, INCLUDING (N) UNDER-COUNTER ICE BIN. MAINTAIN (E) ICE BIN DRAIN FOR REUSE. RETROFIT KIT AVAILABLE THROUGH K.E.D., COORDINATE REQUIREMENTS WITH K.E.D. & GC AS REQUIRED. GC SHALL COORDINATE FINAL CASH DROP SAFE PLACEMENT WITH WENDY'S REPRESENTATIVE, INCLUDING ACCESS TO SAFE KEYS FROM RESTAURANT MANAGER.

CRITICAL NOTE:
THE GENERAL CONTRACTOR SHALL PROVIDE A CONTINGENCY BID FOR WORK IN THE BACK OF HOUSE/KITCHEN AREA BEYOND THE SCOPE OF THIS REFRESH SHOWN ON THESE DOCUMENTS. COORDINATE ANY/ALL WORK BID, PROPOSED, OR REQUIRED WITH THE WENDY'S CONSTRUCTION REPRESENTATIVE PRIOR TO PURCHASING OR BEGINNING ANY WORK BEYOND THE LIMITED SCOPE SHOWN ON THESE CONSTRUCTION DOCUMENTS.

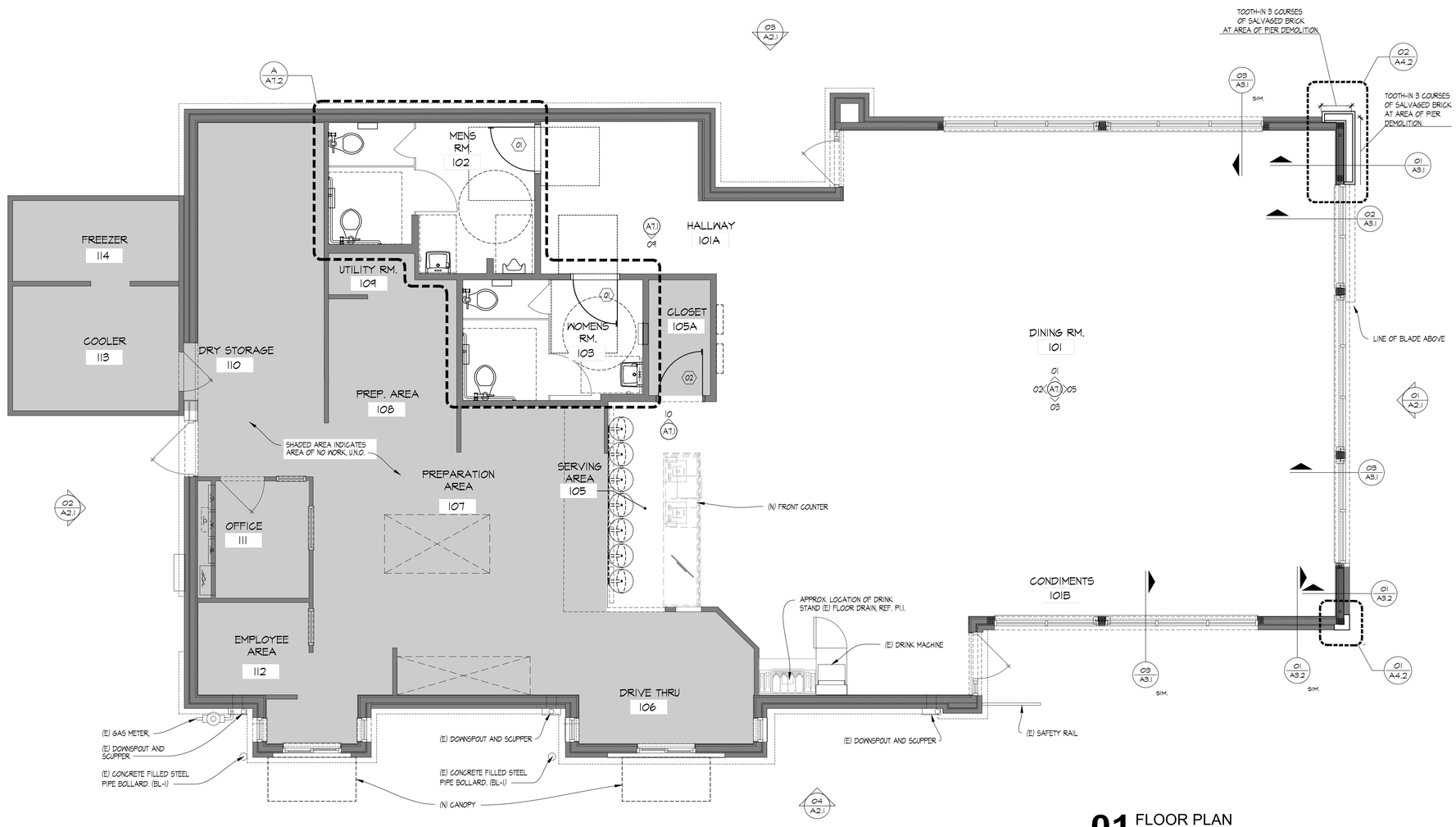

01 FLOOR PLAN
SCALE: 1/4" = 1'-0"

SITE NUMBER:	02011
BUILDING TYPE:	CG3480
ASSET TYPE:	FREESTANDING
CLASSIFICATION:	REFRESH
OWNER:	STARBOARD
BASE VERSION:	2021 SPRING
UPGRADE CLASSIFICATION:	N/A
PROJECT YEAR:	2022
DESIGN TYPE:	(2.0) UM BRIGHT
DRAWING RELEASE:	2021 SPRING

Linear Architecture LLC
Philip Kemery, Architect
4436 Harvest Hill Rd.
Dallas, TX 75244
PHONE: 972.929.9226

STARBOARD GROUP
12540 W. ATLANTIC BLVD.
CORAL SPRINGS, FL 33071
OFFICE: (954)255-2266

#02011 (STARBOARD #402)
1197 SOUTH MILITARY TRAIL
DEERFIELD BEACH, FL 33442

REV.	DATE	DESCRIPTION

ISSUE DATE: 11/xx/2021
PROJECT NUMBER: 21-xxx
DRAWN BY:
CHECKED BY:

SEAL
STATE OF FLORIDA · PHILIP W. KEMERY · AR0012424 · REGISTERED ARCHITECT
12/29/2021

SHEET NAME
FLOOR PLAN

SHEET NUMBER
A1.1

12/21/2021, 3:54 PM, C:\Users\mgriffin\Linear Architecture, Inc\Marc Brundige - Public\WENDY'S\21-123 Starboard 402-02011 Deerfield Beach, FL (Refresh)\Construction Documents\03. A1.1 FLOOR PLAN.dwg, mgriffin