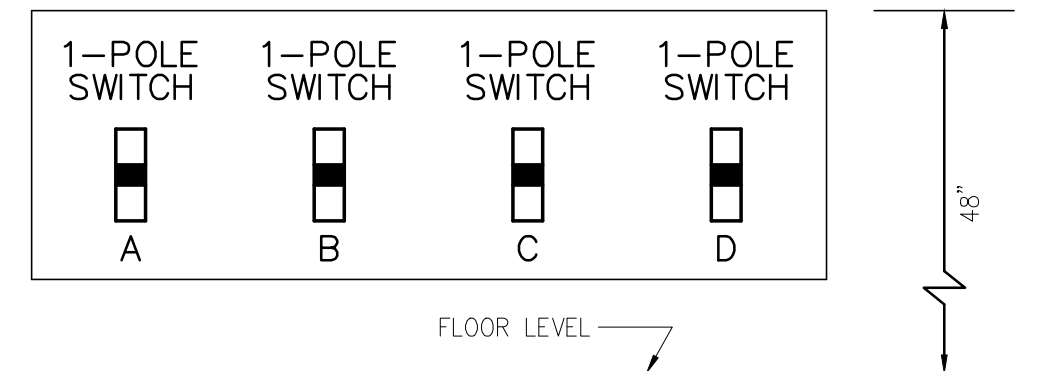


ELECTRICAL CEILING PLAN

SCALE: 1/4" = 1'-0"

SYMBOL LEGEND	
SYMBOL	DESCRIPTION
SWITCHES	
⚡	TOGGLE SWITCH - SINGLE POLE
⚡ ₃	TOGGLE SWITCH - THREE POLE



1 SWITCH BANK DETAIL

SCALE: NONE
NOTE: NUMBER OF SWITCHES REQUIRED MAY VARY BASED ON LIGHTING CONFIGURATION - VERIFY REQUIREMENTS.

GENERAL NOTES:

- REFER TO SHEET E-1.1 FOR LIGHT FIXTURE SPECIFICATIONS
- SEE ARCHITECTURAL REFLECTED CEILING PLAN FOR EXACT LOCATION AND MOUNTING HEIGHTS OF LIGHT FIXTURES - COORDINATE FIXTURE LOCATIONS WITH DECOR DRAWINGS.
- ALL WORK AND MATERIALS SHALL BE BY THE ELECTRICAL CONTRACTOR UNLESS NOTED OTHERWISE.
- MC CABLE ONLY PERMITTED FOR LIGHT WHIPS. ALL OTHER TO BE E.M.T CONDUIT IN CEILING AND WALLS - RIGID CONDUIT UNDER SLAB.
- PROVIDE JUNCTION BOXES AT LIGHT FIXTURES PER MANUFACTURERS REQUIREMENTS. (TYPICAL FOR ALL LIGHTING FIXTURES)
- WHERE TRUSSES ARE EXPOSED, RUN ALL ELECTRICAL CONDUITS ABOVE THE BOTTOM CHORD OF THE TRUSS.

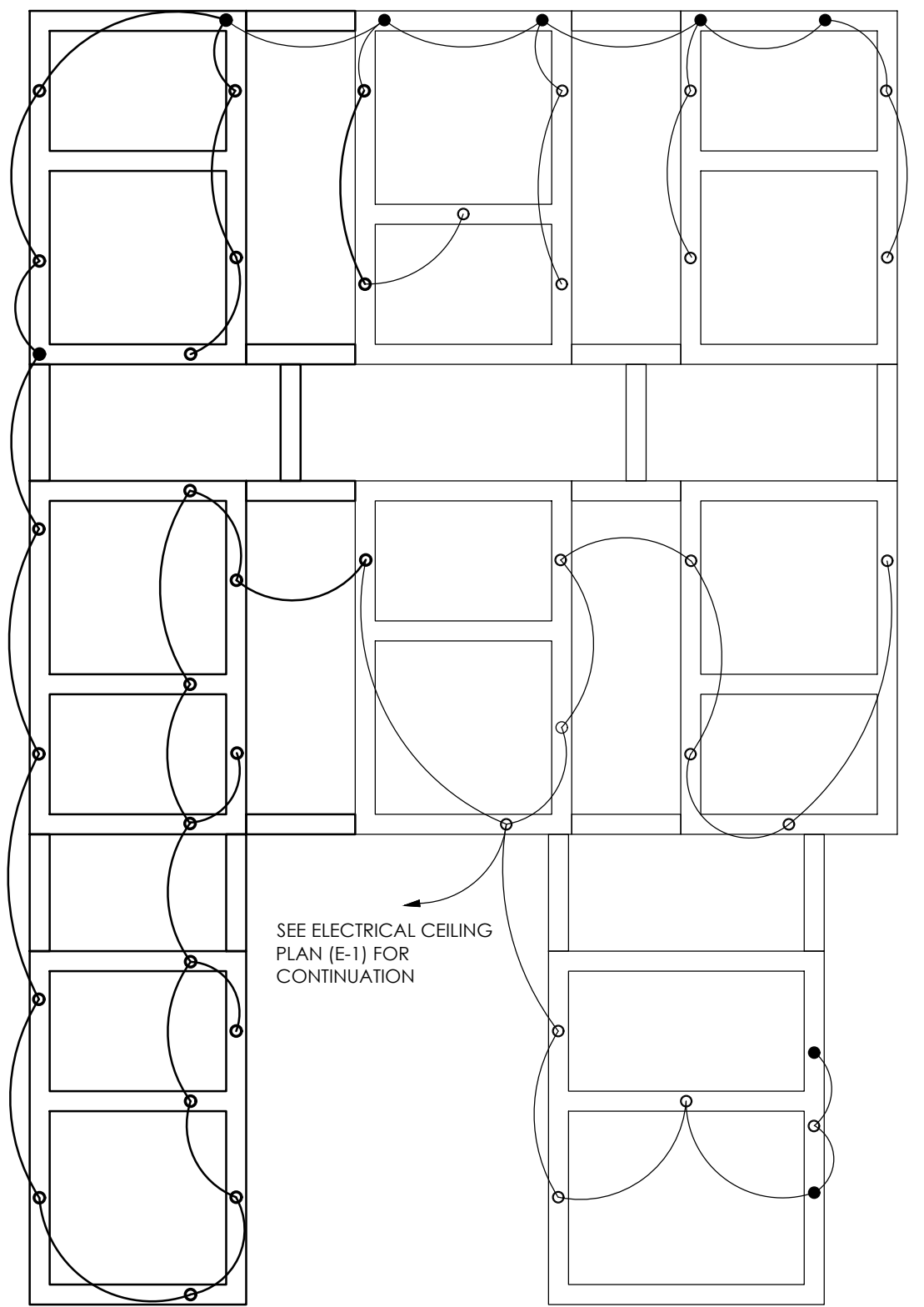
KEYED NOTES:

- SWITCH BANK: REFERENCE DETAIL #1, THIS SHEET.
- WIRE WALL PACK THROUGH PHOTO CELL. ELECTRICAL CONTRACTOR TO PROVIDE "PARAGON" PHOTOCELL CW 201-00 MOUNTED ON ROOF FACING NORTH. MAKE ADJUSTMENTS FOR ANY AMBIENT LIGHT.
- PROVIDE HARDWARE FOR INSTALLATION IN GYPSUM BOARD CEILINGS.
- ELECTRICAL CONTRACTOR TO COORDINATE WITH THE DRIVE THROUGH SIGN SUPPLIER FOR EXACT ELECTRICAL REQUIREMENTS.
- ALL LIGHT FIXTURES OVER FOOD SERVICE AREA TO BE PROVIDED WITH LENS.

LIGHTING FIXTURE NOTES

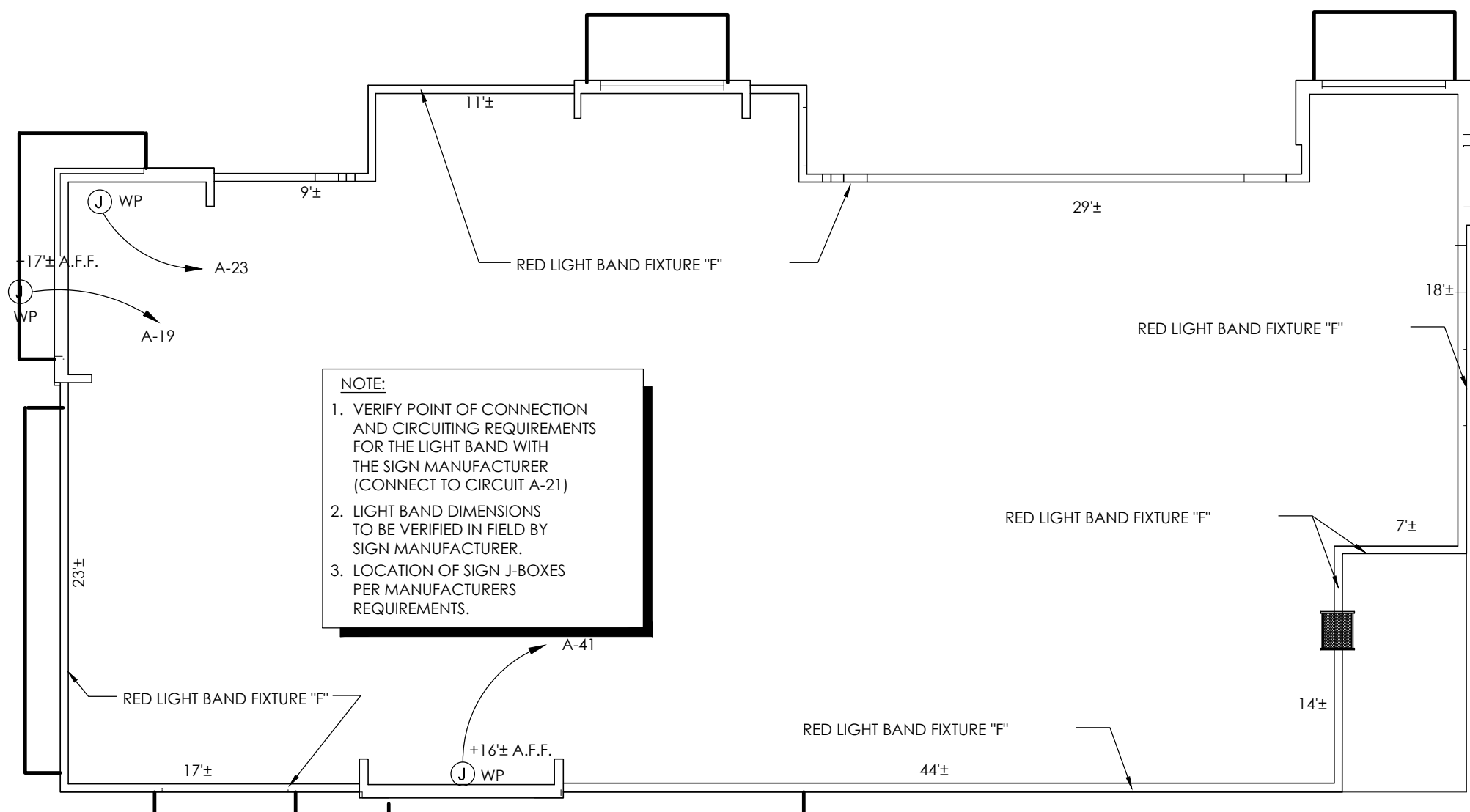
- CONTRACTOR SHALL CHECK AND VERIFY FIXTURE QUANTITY AND MAKE PROPER ADJUSTMENTS FOR ANY CHANGES IN PLAN SHOWN DUE TO ADDITIONAL REQUIREMENTS SUCH AS VESTIBULES, LOCAL CODES, ETC.
- SEE SITE LIGHTING DRAWING FOR AREA LIGHTING POLES SPECIFICATIONS AND DETAILS

LIGHTING CONTROLS	
A.	PROVIDE MANUAL SWITCH IN ALL ROOMS.
B.	PROVIDE OCCUPANCY SENSORS IN RESTROOMS AND OFFICE.
C.	PROVIDE ASTRONOMICAL TIME CLOCK WITH A MAX 3 HR OVERRIDE FOR ALL INTERIOR LIGHTS.
D.	PROVIDE TIMECLOCK AND PHOTOCELL FOR ALL EXTERIOR LIGHTING AND SIGNAGE.



2 TRELLIS POWER PLAN

SCALE: 1/4" = 1'-0"






PARAPET LIGHT FIXTURE PLAN

SCALE: 1/8" = 1'-0"

No.	Date	By	Notes
3	5/26/21	DB	PLANNING SUBMITTAL
4	7/27/21	DB	BUILDING SUBMITTAL
5	8/27/21	AS	BUILDING REVISIONS
6	10/29/21	AS	ENGINEERING REVISIONS
7	12/10/21	AS	BUILDING REVISIONS 2

Drawn By: CP
Checked: SB
Scale: AS NOTED
Date: 03.24.21



PROJECT BURGER KING #29300 - PORT RD. GRAVE CITY, OH 43024	SHEET TITLE LIGHTING PLAN
DO NOT SCALE THIS PRINT. USE FIGURED DIMENSIONS ONLY.	
JOB # TG-21657	SHEET E-1