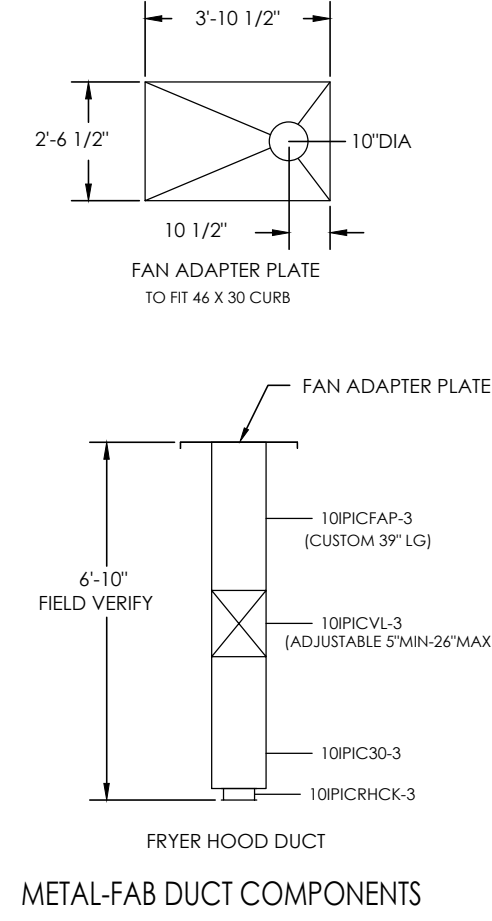
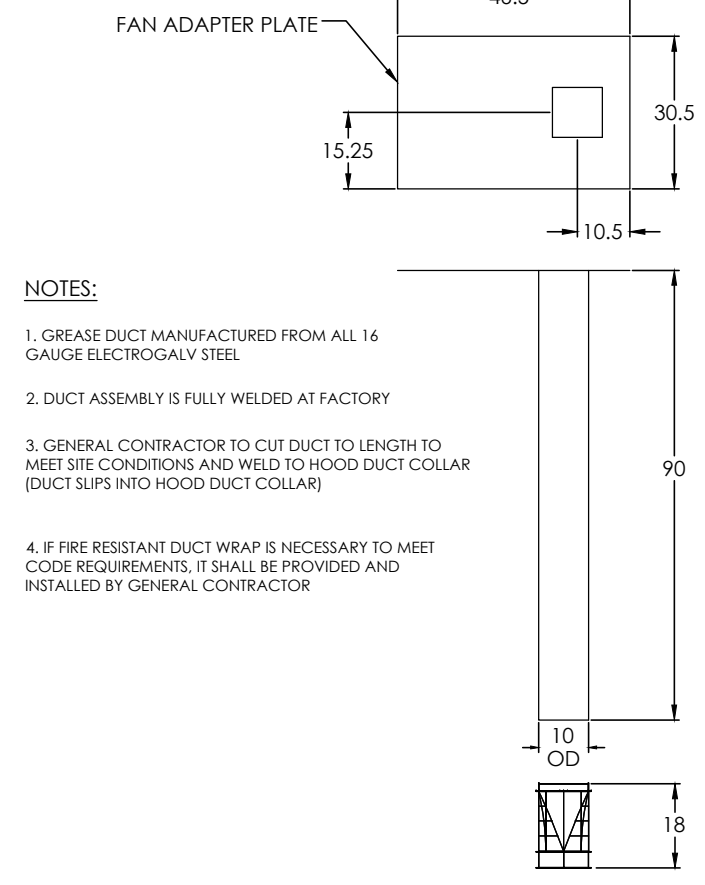


**NOTES:**

- METAL-FAB GREASE DUCT IS UL LISTED FOR 0" CLEARANCE TO COMBUSTIBLES:  
 > UL 1978  
 > UL 2221  
 > UL FILE #MH25506
- INSTALLATION INSTRUCTIONS ARE INCLUDED WITH THE METAL-FAB PRODUCT. THESE INSTRUCTIONS CAN ALSO BE FOUND AT:  
<http://www.metal-fabcommercial.com/media/12502.pdf>
- ADDITIONAL METAL-FAB INFORMATION CAN BE OBTAINED BY VISITING [www.greaseduct.com](http://www.greaseduct.com) OR CALLING 800-635-2830
- THE MAXIMUM DISTANCE FROM THE RESTAURANT FLOOR TO THE TOP OF THE ROOF DECK THAT THIS COMBINATION OF DUCT COMPONENTS AND HOOD WILL FIT IS 13'-10" (116"). VERIFY PRIOR TO ORDERING PRODUCT. THIS COMBINATION WILL FIT PROTOTYPICAL ROC AND ROC 30/20 ROOF DECK HEIGHTS. IF THE BUILDING IS A 20/20 EDGE OR A NON-STANDARD ROC BUILDING, ADDITIONAL SPOOLS MAY BE NECESSARY FOR ADDITIONAL COST. CONTACT GAYLORD FOR INFORMATION.



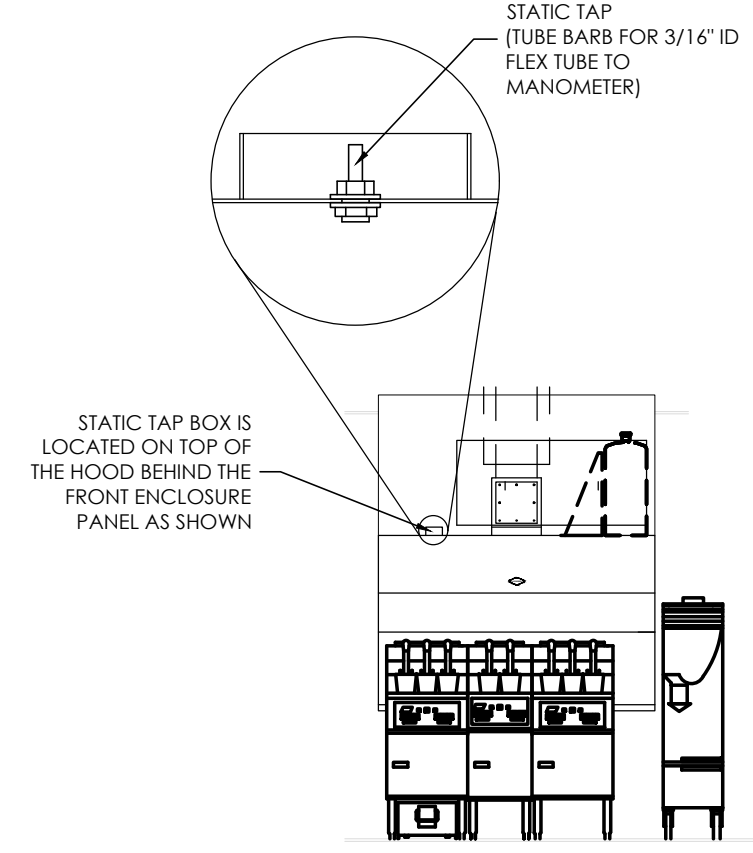
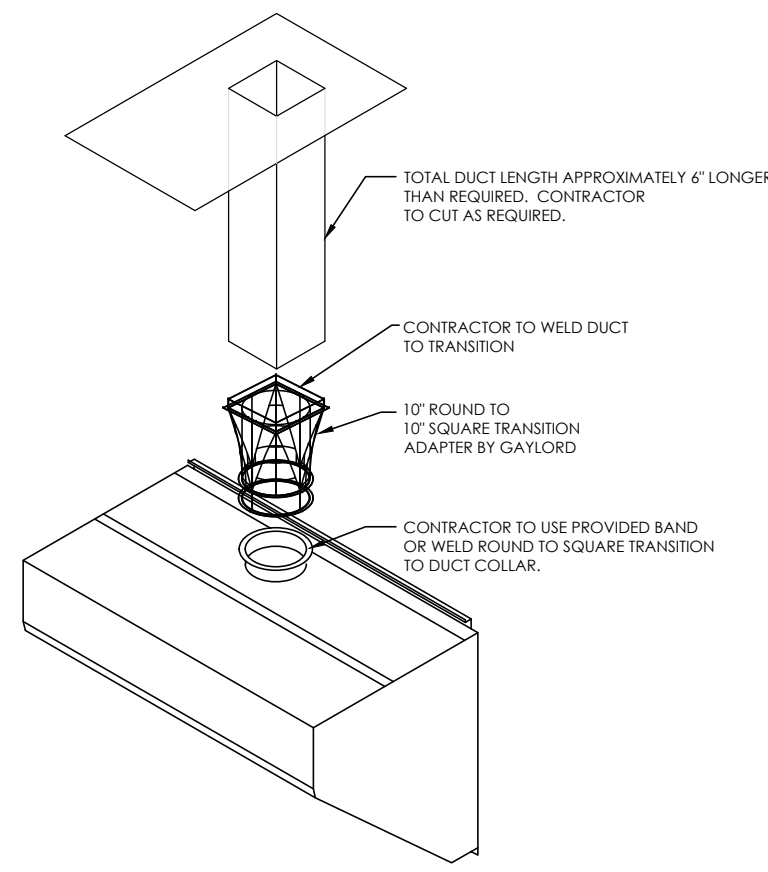
METAL-FAB DUCT COMPONENTS



**NOTES:**

- GREASE DUCT MANUFACTURED FROM A16 GAUGE ELECTROLYTIC STEEL.
- DUCT ASSEMBLY IS FULLY WELDED AT FACTORY.
- GENERAL CONTRACTOR TO CUT DUCT TO LENGTH TO MEET SITE CONDITIONS AND WELD TO HOOD DUCT COLLAR (DUCT SLIPS INTO HOOD DUCT COLLAR).
- IF FIRE RESISTANT DUCT WRAP IS NECESSARY TO MEET CODE REQUIREMENTS, IT SHALL BE PROVIDED AND INSTALLED BY GENERAL CONTRACTOR.

OPTIONAL SQUARE DUCT KIT  
 USE THIS DUCT KIT WHEN METAL-FAB DUCT IS NOT USED.



PROCEDURE TO CONFIRM HOOD EXHAUST VOLUME

GAYLORD RECOMMENDS MEASURING THE STATIC PRESSURE IN THE PLENUM AS THE MEANS BY WHICH TO DETERMINE EXHAUST FLOW. THE STATIC TAP IS ACCESSED BEHIND A PLATE LOCATED AS SHOWN IN THE DRAWING TO THE LEFT.

**REQUIREMENTS:**

- A MANOMETER THAT READS IN INCHES OF WATER COLUMN AND A 3/16" ID FLEXIBLE TUBE TO CONNECT THE STATIC TAP TO THE MANOMETER
- READING MUST BE TAKEN AT ROOM TEMPERATURE WITH COOKING EQUIPMENT OFF AND COOL

THE PROPER STATIC PRESSURE READING FOR THE 850 CFM SPECIFIED FOR THIS HOOD AND COOKING EQUIPMENT = **0.37 IN W.G.**

REV	DATE	DESCRIPTION	CHKD	APP'D	DATE	DESCRIPTION	CHKD	APP'D	DATE	DESCRIPTION	CHKD	APP'D
07	JFA	4/11/13	No Change									
06	JFA	11/5/11	MOVE C-1268 REV 01 TO C-1264 REV 6 BK APPROVED #									
05	JFA	11/5/11	ADD THIS SHEET									

REV	DATE	DESCRIPTION	CHKD	APP'D	DATE	DESCRIPTION	CHKD	APP'D	DATE	DESCRIPTION	CHKD	APP'D
07	JFA	4/11/13	No Change									
06	JFA	11/5/11	MOVE C-1268 REV 01 TO C-1264 REV 6 BK APPROVED #									
05	JFA	11/5/11	ADD THIS SHEET									

REV	DATE	DESCRIPTION	CHKD	APP'D	DATE	DESCRIPTION	CHKD	APP'D	DATE	DESCRIPTION	CHKD	APP'D
07	JFA	4/11/13	No Change									
06	JFA	11/5/11	MOVE C-1268 REV 01 TO C-1264 REV 6 BK APPROVED #									
05	JFA	11/5/11	ADD THIS SHEET									

REV	DATE	DESCRIPTION	CHKD	APP'D	DATE	DESCRIPTION	CHKD	APP'D	DATE	DESCRIPTION	CHKD	APP'D
07	JFA	4/11/13	No Change									
06	JFA	11/5/11	MOVE C-1268 REV 01 TO C-1264 REV 6 BK APPROVED #									
05	JFA	11/5/11	ADD THIS SHEET									



REV	DATE	DESCRIPTION	CHKD	APP'D	DATE	DESCRIPTION	CHKD	APP'D	DATE	DESCRIPTION	CHKD	APP'D
07	JFA	4/11/13	No Change									
06	JFA	11/5/11	MOVE C-1268 REV 01 TO C-1264 REV 6 BK APPROVED #									
05	JFA	11/5/11	ADD THIS SHEET									

ACTION	REACTION					COMMENTS
	EX FAN	ELECT PWR TO COOKING EQUIP	MECH. GAS VALVE	HVAC UNITS	MAKE-UP AIR UNIT (IF APPLICABLE)	
FAN SW TURNED ON	ON	ON	ON	ON	ON	HVAC UNITS MUST BE ON BEFORE EX FAN CAN COME ON
FAN SW TURNED OFF	OFF	OFF	ON	ON	OFF	
FIRE SYSTEM DECHARGES	ON	OFF	OFF	OFF	OFF	
SLEEPING FAN BELT	ON	OFF	ON	ON	OFF	POWER TO COOKING EQUIP. OFF VIA CURRENT SENSOR
BROKEN FAN BELT	ON	OFF	ON	ON	OFF	POWER TO COOKING EQUIP. OFF VIA CURRENT SENSOR
POWER OUTAGE	OFF	OFF	ON	OFF	OFF	
HVAC SYSTEM TURNED OFF	OFF	OFF	ON	OFF	OFF	

REV	DATE	DESCRIPTION	CHKD	APP'D	DATE	DESCRIPTION	CHKD	APP'D	DATE	DESCRIPTION	CHKD	APP'D
07	JFA	4/11/13	No Change									
06	JFA	11/5/11	MOVE C-1268 REV 01 TO C-1264 REV 6 BK APPROVED #									
05	JFA	11/5/11	ADD THIS SHEET									

No.	Date	By	Notes
3	5/26/21	DB	PLANNING SUBMITTAL
4	7/07/21	DB	BUILDING SUBMITTAL
5	8/27/21	AS	BUILDING REVISIONS
6	10/29/21	AS	ENGINEERING REVISIONS
7	10/10/21	AS	BUILDING REVISIONS 2

Drawn By: CP  
 Checked: SB  
 Scale: AS NOTED  
 Date: 03.24.21



PROJECT BURGER KING #2930 GRAVE CITY, OH 43024	SHEET TITLE FRYER HOOD DRAWINGS
DO NOT SCALE THIS PRINT. USE FIGURED DIMENSIONS ONLY.	
JOB # TG-21657	SHEET M-10