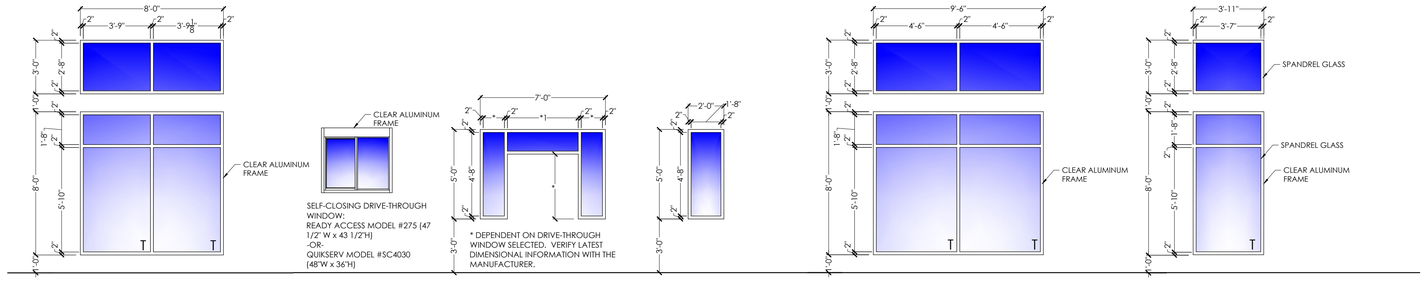

WINDOW A
SCALE: 1/4" = 1'-0"

WINDOW B
SCALE: 1/4" = 1'-0"

WINDOW C
SCALE: 1/4" = 1'-0"

WINDOW D
SCALE: 1/4" = 1'-0"

WINDOW E
SCALE: 1/4" = 1'-0"

NOTE: ALL WWINDOW OPENING SIZES TO BE VERIFIED ON SITE PRIOR TO FABRICATION

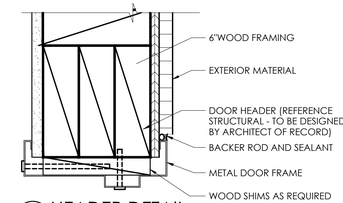

A HEADER DETAIL
SCALE: 3" = 1'-0"

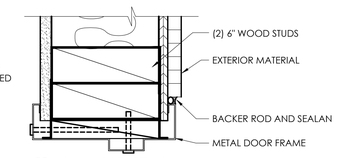

B JAMB DETAL
SCALE: 3" = 1'-0"

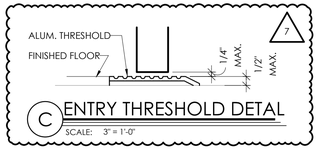

C ENTRY THRESHOLD DETAL
SCALE: 3" = 1'-0"

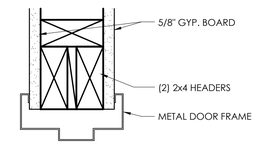

D HEADER DETAIL
SCALE: 3" = 1'-0"

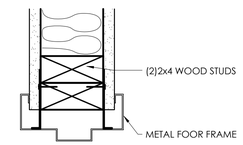

E JAMB DETAIL
SCALE: 3" = 1'-0"

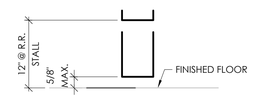

F INT. THRESHOLD DETAIL
SCALE: 3" = 1'-0"

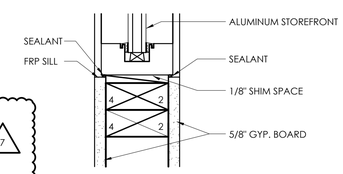

H OFFICE SILL DETAIL
SCALE: 3" = 1'-0"

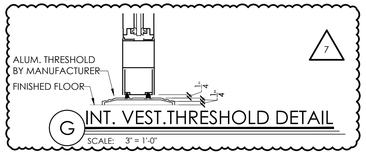

G INT. VEST.THRESHOLD DETAIL
SCALE: 3" = 1'-0"

DOOR 1 (1A)

OPENING: 3'-0"x7'-0"x1 3/4"x AD x AF
MATERIAL: ALUMINUM / GLASS
FINISH: CLEAR

HARDWARE

HINGES, OFFSET PIVOTS
LOCKSET: ADAMS RITE DEAD BOLT, MS 1852S
FLUSH BOLTS, 1 PAIR
SURFACE CLOSER:
NORTON 1605 WITH BACK CHECK
9" "CLASSIC" STRAIGHT DOOR
PULLS IN POLISHED STAINLESS OR CHROME,
AND ENTRY THRESHOLD (1) (DETAIL C),
INT. VEST. THRESHOLD (1A) (DETAIL G)
PROVIDE PANIC HARDWARE
PROVIDE "DOOR TO REMAIN UNLOCKED WHEN BUILDING IS OCCUPIED" SIGN

7

FRAME

MATERIAL: ALUMINUM
FINISH: CLEAR

REMARKS

PROVIDE DUMMY CYLINDER FOR DOOR 1A

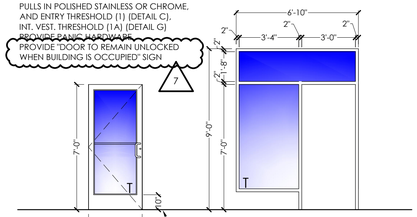

HEAD
REFER TO SHEET A-9

JAMB
REFER TO SHEET A-9

SILL G

DOOR 1 (1A)
SCALE: 1/4" = 1'-0"
T = TEMPERED

DOOR FRAME
SCALE: 1/4" = 1'-0"

DOOR 2

OPENING: 3'-0"x7'-0"x1 3/4"x AD x AF
MATERIAL: ALUMINUM / GLASS
FINISH: CLEAR

HARDWARE

HINGES, OFFSET PIVOTS
LOCKSET: ADAMS RITE DEAD BOLT, MS 1852S
SURFACE CLOSER:
NORTON 1605 WITH BACK CHECK
9" "CLASSIC" STRAIGHT DOOR
PULLS IN POLISHED STAINLESS OR CHROME,
AND ENTRY THRESHOLDS (1) (DETAIL C)
PROVIDE PANIC HARDWARE
PROVIDE "DOOR TO REMAIN UNLOCKED WHEN BUILDING IS OCCUPIED" SIGN

7

FRAME

MATERIAL: ALUMINUM
FINISH: CLEAR

REMARKS

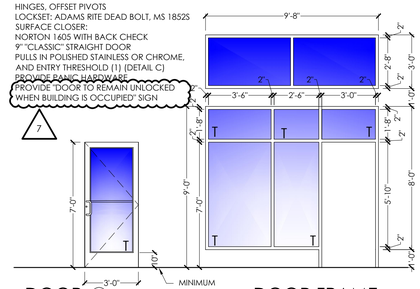

HEAD
REFER TO SHEET A-9

JAMB
REFER TO SHEET A-9

SILL G

DOOR 2
SCALE: 1/4" = 1'-0"
T = TEMPERED

DOOR FRAME
SCALE: 1/4" = 1'-0"

NOTE:
PER 1010.1.9.3.2.2 A READILY VISIBLE DURABLE SIGN IS POSTED ON THE EGRESS SIDE ON OR ADJACENT TO THE DOOR STATING:

"THIS DOOR TO REMAIN UNLOCKED WHEN BUILDING IS OCCUPIED"

THE SIGN SHALL BE IN LETTERS 1 INCH HIGH ON A CONTRASTING BACKGROUND.

EGRESS SIGN
SCALE: 3" = 1'-0"

DOOR 3

OPENING: 4'-0"x7'-0"x1 3/4"x MD x MF
MATERIAL: HOLLOW METAL
FINISH: PAINT - REFER TO SHEET A-2

HARDWARE

DOOR TO RECEIVE:
HINGES: 4 EACH HAGER: BB1168 4 1/2" x 4 1/2" x USP x NRP
EXIT DEVICE: 1 EACH VON DUPRIN 22EO x 689 (DOOR #3)
CLOSER: 1 EACH LCN 4116 EDA (DOOR #3) & LCN 4116 EDA (DOOR #4)
VIEWER: 1 EACH ROCKWOOD 622 x 626
KICKPLATES: 1 EACH HAGER 193S 10"x2" LDW 628 (INSTALL W/FLAT HEAD PHILLIPS HEAD SCREWS)
THRESHOLD: 1 EACH NATIONAL GUARD 325 x 48" x AL
DOOR SWEEP: 1 EACH NATIONAL GUARD 200NA x 48"
WEATHERSTRIP: 1 SET NATIONAL GUARD 160SA 1@48", 2@84"
DOOR 4: MATCH LOCKSET/TRIM OF DOOR #4
PROVIDE 8"Hx16"W LOUVER AT BOTTOM OF DOOR

FRAME

MATERIAL: HOLLOW METAL
FINISH: PAINT - REFER TO SHEET A-2

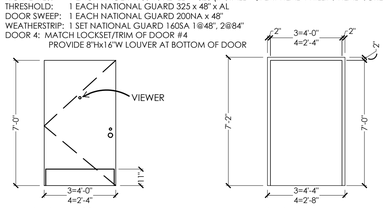

HEAD A
JAMB B
SILL C

DOOR 3
SCALE: 1/4" = 1'-0"

DOOR FRAME
SCALE: 1/4" = 1'-0"

DOOR 5

OPENING: 3'-0"x6'-8"x1 3/4"WD x AF
MATERIAL: SOLID CORE HPL
FINISH: REFERENCE ID SHEETS.

HARDWARE

EACH DOOR TO RECEIVE:
HINGES: 3 EACH HAGER: BB1279 4 1/2 x 4 1/2 x 652
LOCKSET: 1 EACH SCHLAGE, AL53PD SAT x 626
CLOSER: 1 EACH LCN 4111 EDA
FLOOR STOP: 1 EACH HAGER 241F x US26D
KICKPLATES: 2 EACH HAGER 193S 10"x2" LDW 628 (INSTALL W/FLAT HEAD PHILLIPS HEAD SCREWS)
SILENCERS: 3 EACH HAGER 307D RBR
DOOR VIEWER: 1 EACH ROCKWOOD 622 x 626

FRAME

MATERIAL: ALLUMINUM
FINISH: REFERENCE ID SHEETS.

REMARKS

SIGN PACKAGE: 1 "KITCHEN" AND CORRESPONDING SIGNAGE IN GRADE TWO BRAILLE PER AD REQUIREMENTS. SIGNS FURNISHED BY DECOR SUPPLIER. SIGNS INSTALLED BY GENERAL CONTRACTOR PER ADA REQUIREMENTS.
AS AN OPTION IN LIEU OF SOLID CORE DOORS AND HOLLO METAL FRAMES, PROVIDE MARLITE HPL DOORS WITH ALUMIN FRAMES (REF. ID SHEETS FOR COLOR)

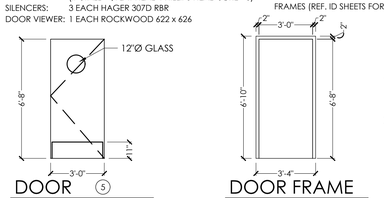

HEAD D
JAMB E
SILL F

DOOR 5
SCALE: 1/4" = 1'-0"

DOOR FRAME
SCALE: 1/4" = 1'-0"

DOOR 6 7

OPENING: 3'-0"x6'-8"x1 3/4"x WD x MF
MATERIAL: SOLID CORE HPL
FINISH: REFERENCE ID SHEETS

HARDWARE

EACH DOOR TO RECEIVE:
HINGES: 3 EACH HAGER: BB1279 4 1/2 x 4 1/2 x 652
LOCKSET: ** 1 EACH FALCON: D271 X 626
CLOSER: 1 EACH LCN 4111 EDA
PUSH PLATE: 1 EACH HAGER 30S 4x16 628
PULL PLATE:*** 1 EACH HAGER H33E 4x16 628
FLOOR STOP: 1 EACH HAGER 241F x US26D
KICKPLATES: 2 EACH HAGER 193S 10"x2" LDW 628 (INSTALL W/FLAT HEAD PHILLIPS HEAD SCREWS)
SILENCERS: 3 EACH HAGER 307D RBR
NOTE:
UNDERCUT DOOR 1" FOR AIR FLOW WHEN HVAC SUPPLY NOT PROVIDED. (REF. SHEET M-1)

FRAME

MATERIAL: ALLUMINUM
FINISH: REFERENCE ID SHEETS

REMARKS

SIGN PACKAGE: 1 "LADIES", 1 "GENTLEMEN" AND CORRESPONDING SIGNAGE IN GRADE TWO BRAILLE PER ADA REQUIREMENTS. SIGNS FURNISHED BY DECOR SUPPLIER. SIGNS INSTALLED BY GENERAL CONTRACTOR PER ADA REQUIREMENTS.
AS AN OPTION IN LIEU OF SOLID CORE DOORS AND HOLLOW METAL FRAMES, RPOVIDE MARLITE HPL DOORS WITH ALUMINUM FRAMES (REF. ID SHEETS FOR COLOR)

** DELETE IF MULTIPLE OCCUPANCY RESTROOM
***OPTIONAL SANITGRASP #SG-101

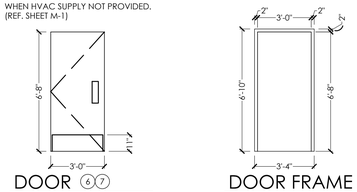

HEAD D
JAMB E
SILL F

DOOR 6 7
SCALE: 1/4" = 1'-0"

DOOR FRAME
SCALE: 1/4" = 1'-0"

DOOR 8

OPENING: 3'-0"x6'-8"
MATERIAL: SOLID CORE HPL/GLASS
FINISH: REFERENCE ID SHEETS.

HARDWARE

DOOR TO RECEIVE:
HINGES: 3 EACH HAGER: BB1279 4 1/2 x 4 1/2 x 652
LOCKSET: 1 EACH SCHLAGE, AL53PD SAT x 626
FLOOR STOP: 1 EACH HAGER 241F x US26D
KICKPLATES: 2 EACH HAGER 193S 10"x2" LDW 628 (INSTALL W/FLAT HEAD PHILLIPS HEAD SCREWS)
SILENCERS: 3 EACH HAGER 307D RBR

FRAME

MATERIAL: ALLUMINUM
FINISH: REFERENCE ID SHEETS.

REMARKS

AS AN OPTION, IN LIEU OF SOLID CORE DOORS AND HOLLOW METAL FRAMES, PROVIDE MARLITE HPL DOORS WITH ALUMINUM FRAMES (REF. ID SHEETS FOR COLOR)

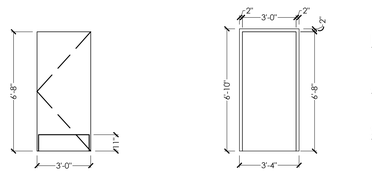

HEAD D
JAMB E
SILL F

DOOR 8
SCALE: 1/4" = 1'-0"

DOOR FRAME
SCALE: 1/4" = 1'-0"

DOOR 9 10

OPENING: 4'-0"x7'-0"x1 3/4"x MD x MF
MATERIAL: HOLLOW METAL
FINISH: PAINT - REFER TO SHEET A-2

HARDWARE

DOOR TO RECEIVE:
HINGES: 4 EACH HAGER: BB1168 4 1/2" x 4 1/2" x USP x NRP
EXIT DEVICE: 1 EACH SCHLAGE L9453 MORTISE WITH ADA THUMBTURN
CLOSER: 1 EACH LCN 4111 EDA
VIEWER: 1 EACH ROCKWOOD 622 x 626
KICKPLATES: 1 EACH HAGER 193S 10"x2" LDW 628 (INSTALL W/FLAT HEAD PHILLIPS HEAD SCREWS)
THRESHOLD: 1 EACH NATIONAL GUARD 325 x 48" x AL
DOOR SWEEP: 1 EACH NATIONAL GUARD 200NA x 48"
WEATHERSTRIP: 1 SET NATIONAL GUARD 160SA 1@48", 2@84"
DOOR 12&13: MATCH TRIM OF DOOR #4
PROVIDE 8"Hx16"W LOUVER AT BOTTOM OF DOOR

FRAME

MATERIAL: HOLLOW METAL
FINISH: PAINT - REFER TO SHEET A-2

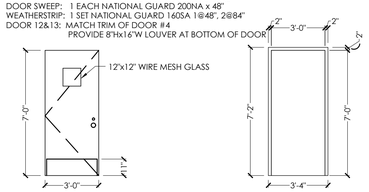

HEAD A
JAMB B
SILL C

DOOR 9 10
SCALE: 1/4" = 1'-0"

DOOR FRAME
SCALE: 1/4" = 1'-0"

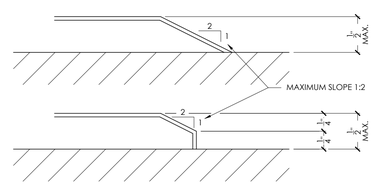

1 ACCESSIBLE THRESHOLD REQUIREMENTS
SCALE: 1/2" = 1'-0"
DETAIL APPLIES TO THRESHOLD C AND G 7

Specified Products and Approved Equals

Hinges - Provide features, functions, size and finish as shown in hardware sets.			
HAGER	BB1279	BB1168	253
MCKINNEY	TA2714	T4A3786	
BOMMER	BB5000	BB5004	
Locks - Provide features, functions and finish as shown in hardware sets.			
FALCON - DEADLOCK	D871		NO SUBSTITUTIONS
SCHLAGE	AL53PD	AL40S	
YALE	AUS307LN	AUS302LN	
FALCON	B511D	B301D	
Exit Device - Provide features, functions and finish as shown in hardware sets.			
VON DUPRIN	22 EO		
YALE	2100 EO		
SARGENT	3828 EO		
Closers - Provide features, functions and finish as shown in hardware sets.			
LCN	1461	4115 H-CUSH	
YALE	3301	4425T / 4421T	
DORMA	8616	8916 DST / 8956 DST	

Push/Pull, KP, Stops, Etc. - Provide features, functins, size and finish as shown in hardware sets.

HAGER	KICKPLT 193S	PULL PLT H33E	PUSH PLT 30S	FL STOP 241F	WALL STOP 236W	VIEWER 1756
ROCKWOOD	K1050 B3E	8F106 X 70C	70C	441CU	409	622
TRIMCO	KOO50	1017-3x2 ½ PROJ.	1001-3	1211	1270WV	976U

Weatherstripping, Thresholds, Etc. - provide features, functions, size and finish as shown in hardware sets.			
NATIONAL GUARD	THRESHOLD 325A	SWEEP 200NA	WEATHERSTRIP 160SA
PEMKO	229A	315CN	303AS
ZERO	167SA	39A	99A

No.	Date	By	Notes
3	5.26.21	DB	PLANNING SUBMITTAL
4	7.07.21	DB	BUILDING SUBMITTAL
5	8.27.21	AS	BUILDING REVISIONS
6	10.29.21	AS	ENGINEERING REVISIONS
7	12.10.21	AS	BUILDING REVISIONS 2

Drawn By: CP
Checked: SB
Scale: AS NOTED
Date: 03.24.21

ALL RIGHTS RESERVED. NO PART OF THESE DRAWINGS OR SPECIFICATIONS MAY BE COPIED, REPRODUCED OR ASSIGNED TO ANY THIRD PARTIES WITHOUT THE SPECIFIC PROJECT FOR WHICH THE HAVE BEEN PREPARED, WITHOUT PRIOR WRITTEN AUTHORIZATION FROM THE ARCHITECT.

BURGER KING CORPORATION

TG TECHNICAL GROUP, Inc.
37716 HILLS TECH DRIVE
FARMINGTON HILLS, MI 48331
P:(248) 426-8000 F:(248) 426-7004

PROJECT
BURGER KING #29300
2751 LONDON GROVE PORT RD.
GROVE CITY, OH 43123

SHEET TITLE
DOOR AND WINDOW SCHEDULE

DO NOT SCALE THIS PRINT. USE FIGURED DIMENSIONS ONLY.

JOB #
TG-21657

SHEET
7 A-10