

**GENERAL NOTES:**

- A. ALL DIMENSIONS SHOWN ON REFLECTED CEILING PLAN ARE FROM FACE OF WALL FINISH UNLESS NOTED OTHERWISE.
- B. THE REFERENCE HEIGHTS INDICATED ON PLAN ARE FROM FINISH FLOOR (F.F.)
- C. GENERAL CONTRACTOR TO COORDINATE DINING ROOM LIGHTING WITH APPROVED INTERIOR DECOR DRAWINGS.
- D. CONTRACTOR SHALL VERIFY FIXTURE QUANTITIES AND ALSO MAKE PROPER ADJUSTMENTS FOR ANY CHANGES IN PLAN DUE TO ADDITIONAL REQUIREMENTS, LOCAL CODES, ETC.
- E. FOR H.V.A.C. PLAN, SECTIONS, DUCT LOCATIONS, SUPPLY AND RETURN GRILLE SIZES AND ADDITIONAL INFORMATION, REFERENCE SHEET M-1.
- F. ALL FIXTURES SHALL BE LOCATED IN THE CENTER OF CEILING TILES UNLESS NOTED OTHERWISE.
- G. REFERENCE SHEET E-1 FOR LIGHTING LAYOUT REQUIREMENTS AND ADDITIONAL INFORMATION.
- H. REFERENCE INTERIOR DECOR SHEETS FOR FINISH SPECIFICATIONS.
- I. CONTRACTOR TO COORDINATE PENDANT LIGHT LOCATIONS WITH DECOR SUPPLIER DRAWINGS.

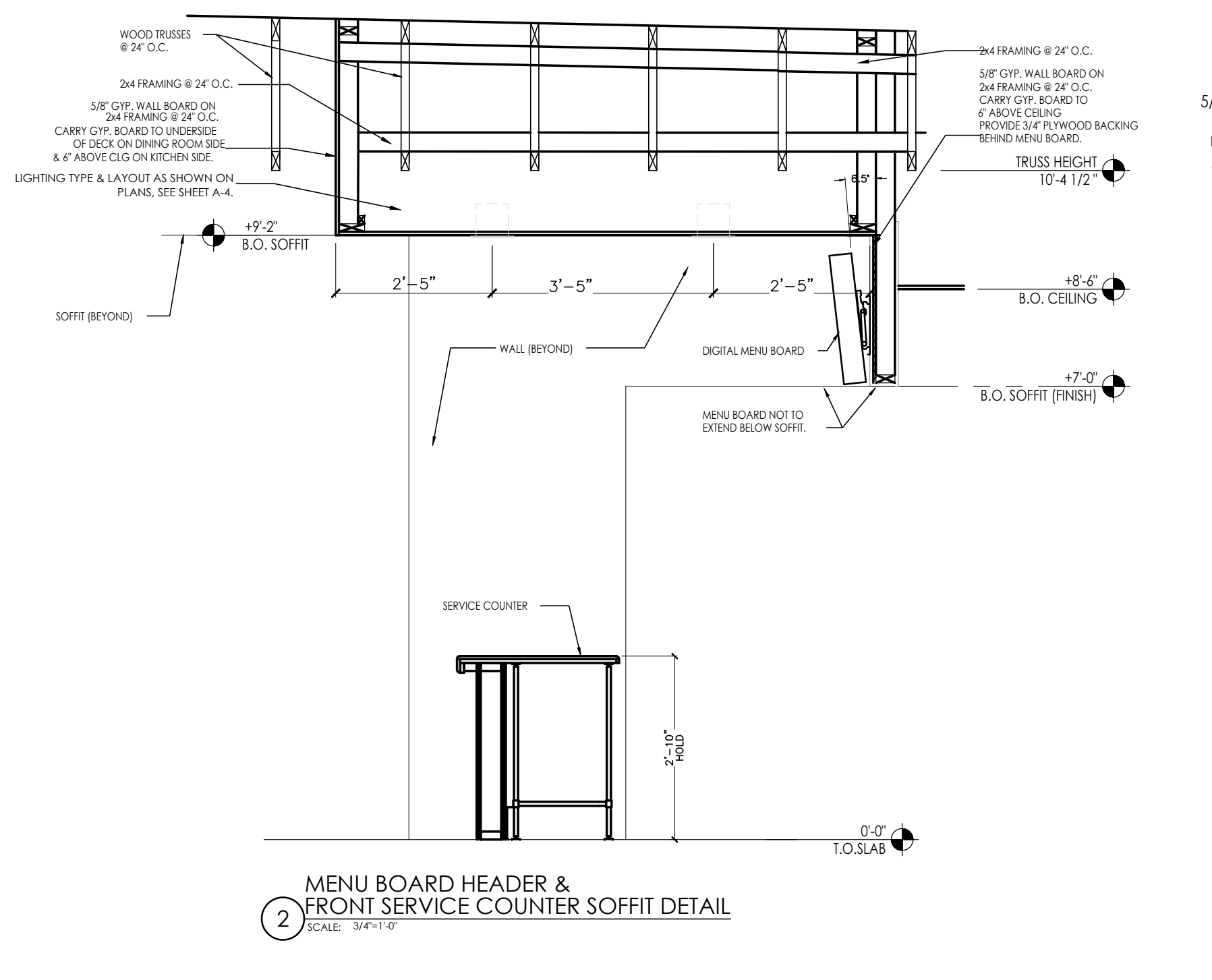
**KEYED NOTES:**

- 1 GYPSUM BOARD CEILING/SOFFIT
- 2 EXPOSED TRUSSES ABOVE WALK-IN BOX. REFER TO W.L.B. DRAWINGS FOR INTERIOR LIGHT FIXTURES
- 3 PREFABRICATED METAL CANOPY
- 3A PREFABRICATED METAL CANOPY OR AWNING
- 4 STAINLESS STEEL SERVICE CHASE
- 5 MENU BOARD AND HEADER. METAL CAP TO BOTTOM.
- 6 SOFFIT ABOVE ENTRY. -CEILING PAINT TO MATCH INTERIOR CEILING IF VESTIBULE IS ENCLOSED.
- 7 MECHANICAL EXHAUST HOOD ABOVE
- 8 SUSPENDED ACCOUSTICAL TILE CEILING. REFER TO FINISH SCHEDULE.
- 9 EXPOSED WOOD TRUSSES TO BE PAINTED. REFER TO ID SHEETS FOR COLOR.
- 10 EXPOSED PLYWOOD ROOF DECK SHEATHING REFER TO ID SHEETS FOR COLOR.

**NOTE:**  
DINING ROOMS ARE DESIGNED TO A 35 - 40 FOOT-CANDLE LEVEL. KITCHENS ARE DESIGNED TO 50 FOOT-CANDLE LEVEL. RESTROOMS ARE DESIGNED TO 50 FOOT-CANDLE. FOR ADDITIONAL INFORMATION ON LIGHTING REQUIREMENTS REFER TO BURGER KING LIGHTING STANDARDS POSTED @ DESIGNWITHBK.COM/COMMON DOCUMENTS.

**CEILING SPECIFICATIONS**

<b>ACT-1G</b> LOCATION: DINING MANUFACTURER: ARMSTRONG COLOR: SEPIA GRID: 2X2 ANGLED TEGULAR 15/16 IN SEPIA 2X2X3/4" DIMENSION: LOUIS J. JOHN-NIL ACCOUNTS MANAGER (407) 697-6768 LJJOHN@ARMSTRONG.COM CONTACT:	<b>CORTEGA #770</b>
<b>ACT-2G</b> LOCATION: SERVICE AISLE/BACK OF HOUSE MANUFACTURER: ARMSTRONG COLOR: WHITE GRID: PRELUDE 15/16" EXPOSED TEE GRID IN WHITE DIMENSION: 2X4X1/2" (BOH) 2X2X1/2" (SERVICE ISLE) CONTACT: ARMSTRONG STRATEGIC ACCOUNTS (800.442.4212)	<b>KITECHENZONE #BP672</b>
<b>P-3G</b> LOCATION: FACE OF SOFFIT MANUFACTURER: PPG 101Y 30/106 EGGSHELL PRIMER: PPG 6-2 COLOR: STONESMITH	<b>FACE OF SOFFIT</b>
<b>P-5G</b> LOCATION: CORRIDOR SOFFIT AND RESTROOMS MANUFACTURER: PPG 6-411 EGGSHELL COLOR: WHITE ON WHITE	<b>GYP. CEILINGS</b>
<b>P-6G</b> LOCATION: OPEN CEILING MANUFACTURER: PPG 6-417 COLOR: SPEEDHIDE ZERO INT. VOC LATEX EGGSHELL CABIN FEVER	<b>GYP. CEILINGS</b>
<b>P-15G</b> LOCATION: MAIN WALLS AND SOFFITS MANUFACTURER: PPG 6-411 PRIMER: PPG 6-2 COLOR: ASHEN PPG 1023-3	<b>GYP. CEILINGS</b>
<b>SL-1G</b> LOCATION: DINING ROOM TRELLIS MANUFACTURER: SURFEX 3D LAMINATES ON SUNTRAIT PRODUCT: ALMOND CHERRY COLOR: ALMOND CHERRY CONTACT: DUSTIN SMITH (314) 489-2374 DUSTIN.SMITH@OMNOVA.COM	<b>TRELLIS SOFFIT</b>



**SYMBOLS LEGEND**




SYMBOL	DESCRIPTION
	SUPPLY AIR DIFFUSERS
	RETURN AIR GRILLES
	EXHAUST FAN GRILLES
A	SINGLE PENDANT. COORDINATE LOCATION AND QUANTITY WITH DECOR SUPPLIER.
B	SINGLE PENDANT. COORDINATE LOCATION AND QUANTITY WITH DECOR SUPPLIER.
C6w	6" DIAMETER RECESSED DOWNLIGHT
D6w	6" DIAMETER ADJUSTABLE WALL WASH DOWNLIGHT
E	ADJUSTABLE TRACK LIGHT
F	PROFILE LIGHT
G	2" DIAMETER DOWNLIGHT
G1	2" DIAMETER WALL WASH DOWNLIGHT
I	2x4 RECESSED FLAT LENS (NIGHT LIGHT WHEN SHOWN HATCHED)
K	12x12 RECESSED SOFFIT LIGHT
L	SURFACE MOUNTED EXTERIOR WALL SCONCE (ALSO USED IN OPEN CANOPIES)
M	WET LISTED 4'-0" CANOPY LIGHT (USED UNDER AWNINGS AND CLOSED CANOPIES)
N	WALL MOUNTED SECURITY LIGHT

REF. SHEET M-1 FOR SPECIFICATIONS  
REF. SHEET E-1 FOR SPECIFICATIONS

No.	Date	By	Notes
3	5/26/21	DB	PLANNING SUBMITTAL
4	7/27/21	DB	BUILDING SUBMITTAL
5	8/27/21	AS	BUILDING REVISIONS
6	10/29/21	AS	BUILDING REVISIONS
7	12/10/21	AS	BUILDING REVISIONS 2

Drawn By: CP  
Checked: SB  
Scale: AS NOTED  
Date: 03.24.21

ALL RIGHTS RESERVED. NO PART OF THESE DRAWINGS OR SPECIFICATIONS MAY BE COPIED, REPRODUCED OR USED IN CONNECTION WITH ANY WORK OTHER THAN THE SPECIFIC PROJECT FOR WHICH THEY HAVE BEEN PREPARED, WITHOUT PRIOR WRITTEN AUTHORIZATION FROM THE ARCHITECT.



PROJECT BURGER KING #29300 GRAVE CITY, OH 43024	SHEET TITLE REFLECTED CEILING PLAN
DO NOT SCALE THIS PRINT. USE FIGURED DIMENSIONS ONLY.	
JOB # <b>TG-21657</b>	SHEET <b>A-4</b>