


GEN. DEMO NOTES

- DASHED LINES INDICATE EXISTING ITEMS TO BE REMOVED. UNLESS NOTED OTHERWISE CONTRACTOR SHALL BE RESPONSIBLE FOR THE OFF-SITE DISPOSAL OF ALL DEMO ITEMS.
- DEMOLITION SHALL BE DONE WITH OUT DAMAGE TO EXISTING CONSTRUCTION TO REMAIN. WHERE SUCH DAMAGE OCCURS PATCH, REPAIR, OR RESTORE WALLS, FLOORS, CEILINGS, ETC. TO MATCH EXISTING. PROVIDE SHORING, BRACING, OR SUPPORT AS REQUIRED TO PREVENT MOVEMENT OR SETTLEMENT OF EXISTING CONSTRUCTION.
- REMOVE ALL EXISTING CONSTRUCTION, ITEMS AND FINISHES MADE OBSOLETE BY, OR IN CONFLICT WITH NEW CONSTRUCTION—VERIFY WITH ARCH. REMOVE WIRING BACK TO SOURCE AT ALL OUTLETS ETC. MADE OBSOLETE BY WALL REMOVAL OR ANY OTHER NEW CONSTRUCTION.
- WHERE EXISTING WALLS, BULKHEADS, OR FINISHES ARE REMOVED OR PARTIALLY DEMOLISHED, EACH TRADE SHALL BE RESPONSIBLE FOR PATCHING OR REFINISHING OF EXISTING CONSTRUCTION REQUIRED BY THAT TRADES WORK ON THIS PROJECT. THIS WORK MUST BE DONE IN A MANNER WHICH WILL ACCEPT NEW FINISHES.
- ALL CONTRACTORS ARE RESPONSIBLE FOR REMOVAL AND REPLACEMENT OF CEILING GRID AND/OR TILES IN ANY AREA WHERE THEY NEED ACCESS AND THE EXISTING CEILING IS TO REMAIN. UNLESS OTHERWISE NOTED, CONTRACTOR SHALL REPLACE ANY CEILING TILES OR GRID DAMAGED IN THE PROCESS.
- CONTRACTOR MUST FIELD VERIFY ALL AREAS AND/OR WORK TO BE DEMOLISHED PRIOR TO BEGINNING WORK. CONTRACTOR MUST COORDINATE WITH ARCHITECT ANY DIFFERENCES BETWEEN FIELD VERIFIED CONDITIONS AND/OR CONSTRUCTION, AND WHAT IS SHOWN ON DEMOLITION DRAWINGS.
- PRIOR TO BEGINNING DEMOLITION, DUST CONTROL BARRIERS SHALL BE CONSTRUCTED TO PREVENT THE SPREAD OF DUST INTO SURROUNDING AREAS.
- EXITING FROM STRUCTURE, IF REQ'D TO PASS THROUGH DEMOLITION AREAS, SHALL HAVE APPROVED BARRIERS ETC., TO INSURE PUBLIC SAFETY.
- REMOVE AND REINSTALL ALL EQUIPMENT OR CONSTRUCTION ON WALLS REQUIRING NEW FINISHES.
- REFINISH ENTIRE SURFACES AS NECESSARY TO PROVIDE AN EVEN FINISH. REFINISH ENTIRE ASSEMBLIES. CONTINUOUS SURFACES WILL BE TAKEN TO THE NEAREST INTERSECTION.
- REMOVE ALL DIRT, DUST, DEBRIS ETC. DAILY. DO NOT ALLOW REFUSE TO BLOCK CORRIDORS, STAIRS, OR ANY OTHER TRAFFIC AREA.
- IT IS ESSENTIAL THAT THE CLIENT BE ABLE TO FUNCTION AS NORMAL AS POSSIBLE IN AREAS ADJACENT TO RENOVATION OR NEW CONSTRUCTION.
- ALL ABANDONED PLUMBING LINES TO BE CAPPED OFF AND TERMINATED BELOW FINISH FLOOR. TERMINATED BELOW FINISH FLOOR.



CURRAN
ARCHITECTURE


5719 LAWTON LOOP E. DR. #212
INDIANAPOLIS, IN 46216
O :: 317. 288. 0681
F :: 317. 288. 0753



2100 RIVEREDGE PARKWAY
SUITE 850
ATLANTA, GA 30328
O :: 770. 933. 5023
F :: 770. 933. 5024

DEMO KEY NOTES

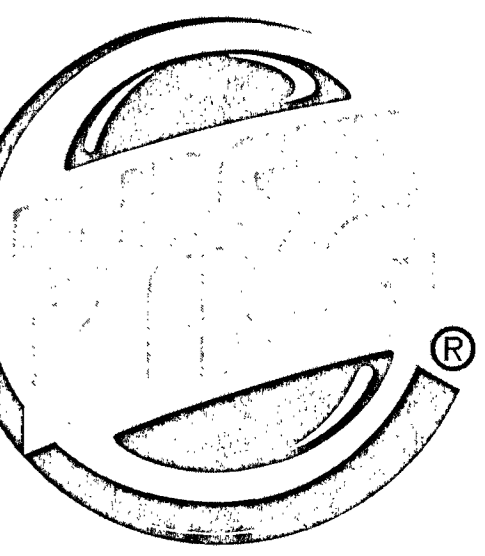
- D.1 DINING ROOM: REMOVE EXISTING WALL FINISHES (INCLUDING WAINSCOTING). PREP SURFACES TO RECEIVE NEW FINISHES. COORDINATE WITH INTERIOR DECOR DWGS FOR NEW FINISH SELECTIONS. REMOVE EXISTING TABLE PARTITIONS AND PROVIDE NEW LAYOUT PER INTERIOR DECOR DRAWINGS. REMOVE EXISTING TILE FLOOR FINISH INCLUDING ALL EXISTING THINSET MORTAR DOWN TO ORIGINAL CONCRETE SLAB AND PREP SLAB TO RECEIVE NEW TILE FINISH.
- D.2 REMOVE EXISTING COUNTERTOP AND KNEEWALL BELOW. COORD. WITH FLOOR PLAN FOR NEW COUNTER TO BE INSTALLED AT 34" AFF MAX.
- D.3 REMOVE EXISTING DRIVE-THRU WINDOW. PREP OPENING FOR NEW SLIDING DRIVE THRU WINDOW.
- D.4 REMOVE EXISTING HOLLOW METAL DOOR AND FRAME. PREP OPENING TO RECEIVE NEW DOOR, FRAME AND HARDWARE. VERIFY OPENING SIZE IN FIELD.
- D.5 REMOVE EXISTING ALUMINUM STOREFRONT DOOR AND HARDWARE. FRAME TO REMAIN. PREP FRAME TO RECEIVE NEW DOOR AND HARDWARE.
- D.6 REMOVE EXISTING STOREFRONT WINDOW PREP OPENING FOR WALL INFILL.
- D.7 REMOVE EXISTING DOORS AND FRAMES. PREP OPENINGS FOR NEW DOORS AND FRAMES.
- D.8 COORDINATE WITH OWNER FOR ANY WORK AT EXISTING DRINK STATION.
- D.9 REMOVE PORTION OF WALL AS SHOWN. PREP OPENING FOR NEW WINDOW.
- D.10 REMOVE CMU WINDOW SURROUND.



THIS DRAWING AND THE IDEAS, DESIGNS AND CONCEPTS CONTAINED HEREIN ARE THE EXCLUSIVE INTELLECTUAL PROPERTY OF CURRAN ARCHITECTURE, AND ARE NOT TO BE USED OR REPRODUCED, WHOLE OR IN PART, WITHOUT THE WRITTEN CONSENT OF CURRAN ARCHITECTURE. © COPYRIGHT 2021, CURRAN ARCHITECTURE

REMODEL TO:
BURGER KING #13694

2029 S. SAGINAW RD.
MIDLAND, MI 48640

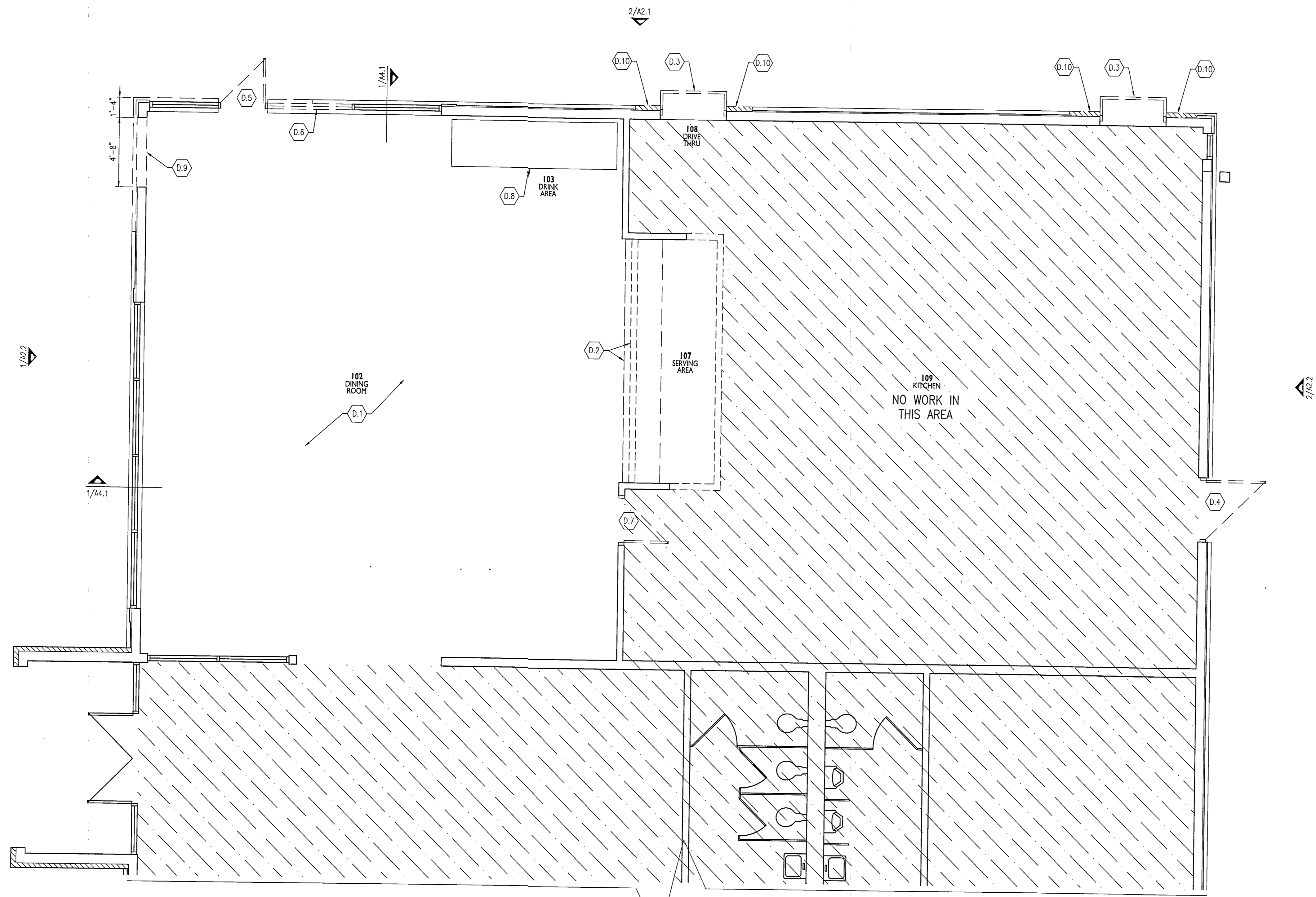


FOR CONSTRUCTION 06-25-2021

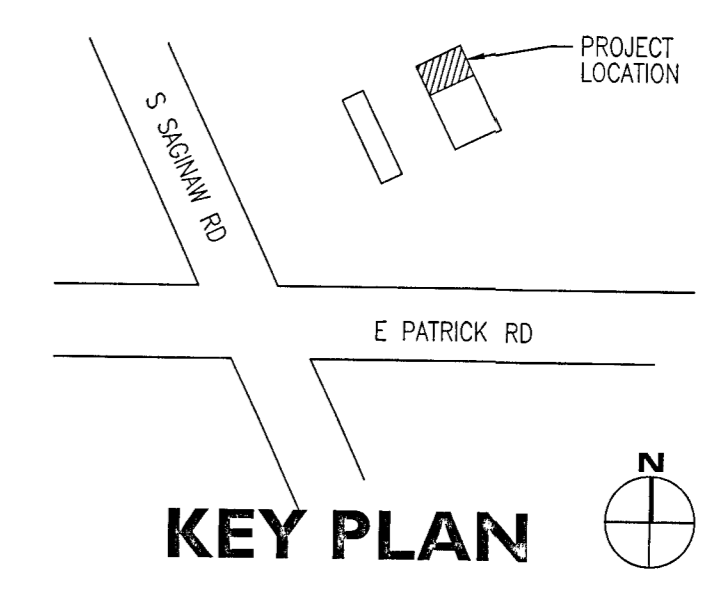
PROJECT NUMBER: 190379

DEMOLITION FLOOR PLAN

D.I.I.



DEMOLITION FLOOR PLAN
1/4" = 1'-0"



KEY PLAN