

CODE REVIEW

AUTHORITY: CITY OF WYOMING
PLANNING & COMMUNITY DEVELOPMENT
1155 28TH STREET SW
WYOMING, MI 49509
PH: 616-530-7266 FAX: 616-249-3442

CODE: 2015 MICHIGAN BUILDING CODE
2015 MICHIGAN RESIDENTIAL CODE
2017 NATIONAL ELECTRICAL CODE
2015 MICHIGAN PLUMBING CODE
2015 MICHIGAN MECHANICAL CODE
2015 MICHIGAN REHABILITATION CODE
2015 INTERNATIONAL ENERGY CONSERVATION CODE
2018 INTERNATIONAL FIRE CODE
CURRENT NFPA STANDARDS

CONST. TYPE: TYPE VB
USE: A-2

TOTAL BUILDING AREA: 3,437 SQ. FT.
ACTUAL REMODEL AREA: 1,944 SQ. FT.

EXITS: 2 REQUIRED / 3 PROVIDED

EGRESS WIDTH REQUIRED: 36" W. MINIMUM / 154" W. PROVIDED
(2 x OCCUPANT LOAD = 12.2')

MAXIMUM TRAVEL DISTANCE: 200' MAXIMUM
58'-5" PROVIDED



BURGER KING

BURGER KING #551

1313 28TH STREET SW

WYOMING, MI 49509

Reviewed by Ron Sabin

CITY OF
Wyoming
MICHIGAN
REVIEWED FOR CODE COMPLIANCE
Building & Barrier Free Review

SANITARY FACILITIES REQUIRED:

	MALE	FEMALE
WATER CLOSET	(1) REQ./ (1) PROVIDED	(1) REQ./ (2) PROVIDED
URINAL	(1) REQ./ (1) PROVIDED	--
LAVATORY	(1) REQ./ (1) PROVIDED	(1) REQ./ (1) PROVIDED

REQUIRED FIRE RATINGS:

STRUCTURE:	0 HR.
EXTERIOR WALLS:	0 HR.
INTERIOR WALLS:	0 HR.
FLOOR:	0 HR.
ROOF:	0 HR.

FINISHES:

CLASS:	C
FLAME SPREAD RATING:	76-200
SMOKE DEVELOPED:	0-450

OCCUPANCY LOAD

ASSEMBLY AREAS @ 15 S.F. PER PERSON
SEATING AREA = 587 S.F. / 15 = 40 PEOPLE

SALES AREAS (QUEUING) @ 5 S.F. PER PERSON
QUEUE AREA = 33 S.F. / 5 = 7 PEOPLE

BUSINESS AREAS @ 100 S.F. PER PERSON
VESTIBULE = 46 S.F.
OFFICE = 89 S.F.
CORRIDOR = 824 S.F.
MENS BATHROOM = 105 S.F.
WOMENS BATHROOM = 136 S.F.
TOTAL = 1,200 S.F. / 100 = 12 PEOPLE

COMMERCIAL KITCHEN @ 200 S.F. PER PERSON
KITCHEN AREA = 864 S.F. / 200 = 5 PEOPLE

STORAGE AREAS @ 300 S.F. PER PERSON
WALK-IN COOLER = 151 S.F.
DRY STORAGE = 228 S.F.
TOTAL = 379 S.F. / 300 = 2 PEOPLE

TOTAL OCCUPANT LOAD
TOTAL OCCUPANTS = 66 PEOPLE

ACCESSIBILITY NOTES

DOORS: All doors will comply with ADAAG chapter 4.

DRINKING FOUNTAINS: All public drinking fountains and water coolers shall comply with ADAAG chapter 6.

CONTROLS AND OPERATING MECHANISMS: All controls and operating mechanisms along accessible routes and in accessible spaces shall comply with ANSI section 4.25, and ADAAG chapter 4.

ALARMS: All emergency warning systems shall comply with ANSI section 4.26, and shall be both audio and visual.

SIGNAGE: Signage shall be provided per ADAAG chapter 7. Signage shall include parking lot signage, room identification signage, emergency signage, and all signage included in ADAAG chapter 7.

TELEPHONES: Where provided, at least one public phone shall comply with ANSI section 4.30. An auxiliary counter top will be provided per ANSI section 4.30.

ACCESSIBLE PARKING SPACES AND SIGNAGE: Accessible parking spaces shall comply with ADAAG chapter 5. Individual stalls shall comply with ADAAG 502.3. Parking signage shall comply with ADAAG 502.6 and applicable ANSI requirements.

TOILET ROOMS, BATHING & SHOWER FACILITIES: Public Facilities will be provided per, ANSI section 4.22, and ADAAG chapter 6. All facilities will meet the requirements defined in ADAAG chapter 6.

LIST OF DRAWINGS

CS-1	COVER SHEET
CS-2	CODE DETAILS
SITE PLANS	
SP-0.1	DEMO SITE PLAN
SP-1	PROPOSED SITE PLAN
SP-2	DRIVE THRU DETAILS & SITE DETAILS
SP-3	SITE DETAILS
DEMOLITION	
DM-1	DEMOLITION PLANS
STRUCTURAL	
S0.1	GENERAL NOTES
S1.1	ROOF FRAMING PLAN
S2.1	FRAMING DETAILS
ARCHITECTURAL	
A-1	FLOOR PLAN AND DETAILS
A-2	CEILING PLAN AND DETAILS
A-3	EXISTING EXTERIOR ELEVATIONS
A-4	PROPOSED EXTERIOR ELEVATIONS
A-4.1	PROPOSED EXTERIOR ELEVATIONS CONSTRUCTION DETAILS
A-5	BATHROOM PLAN AND ELEVATIONS
A-7	DOOR SCHEDULES
A-8	MANUFACTURER CONTACT LIST
DECOR	
D-0.0	PROJECT COVER PAGE
D-1.0	DINING ROOM SEATING LAYOUT
D-1.1	DINING ROOM PRELIM. METALWORK LAYOUT
D-2.0	INTERIOR BUILDING ELEVATIONS
D-2.1	INTERIOR BUILDING ELEVATIONS
D-2.2	INTERIOR BUILDING ELEVATIONS
D-3.0	DECOR ELEVATIONS
D-3.1	DECOR ELEVATIONS
D-4.0	DINING ROOM REFLECTED CEILING PLAN
D-5.0	DINING ROOM FLOOR TILE PLAN
D-6.0	INTERIOR WALL FINISHES
D-7.0	G.C. PROVIDED ITEMS AND DETAILS
ID-7.1	WAYFINDING SIGNAGE
D-8.0	SPECIFICATIONS
D-8.1	SPECIFICATIONS
D-8.2	SPECIFICATIONS
D-8.3	SPECIFICATIONS
D-8.4	SPECIFICATIONS
D-8.5	SPECIFICATIONS
D-8.6	SPECIFICATIONS
D-9.0	VERIFICATION PLAN
PLUMBING	
P-1	PLUMBING PLANS
P-2	PLUMBING SPECIFICATIONS
ELECTRICAL	
E-1	ELECTRICAL POWER PLAN
E-2	ELECTRICAL SPECIFICATIONS
PHOTOMETRIC	
SL2105018B	EMERGENCY LIGHTING PHOTOMETRICS

PROJECT DIRECTORY

OWNER: FACTORIAL RESTAURANT HOLDINGS LLC
2378 N PARK DRIVE
HOLLAND, MI 49424
CONTACT: JEFF MACDONALD
macdonaldj2900@gmail.com
PH: (708) 557-4053

ARCHITECT: MRV ARCHITECTS, INC.
5105 TOLLVIEW DRIVE, SUITE 197
ROLLING MEADOWS, IL 60008
PH: (815) 451-9223
CONTACT: JENNIFER THORSTENSON

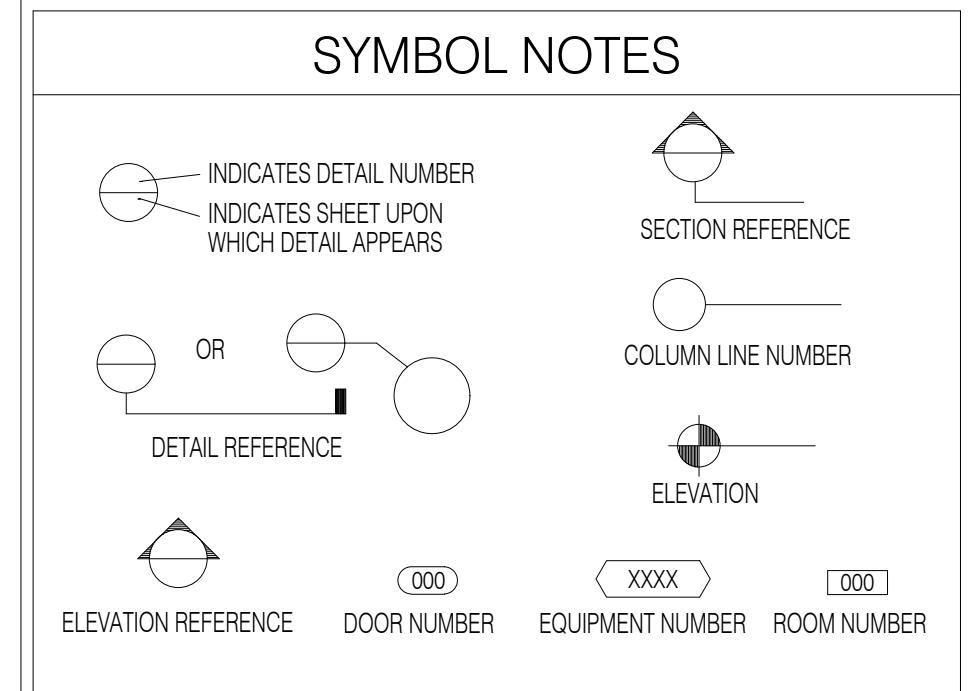
STRUCTURAL ENGINEER: CARSELLO ENGINEERING
2656 WILD TIMOTHY ROAD
NAPERVILLE, IL 60564
PH: 630 854 9567
CONTACT: VICTOR CARSELLO, S.E.

SCOPE OF WORK

REMODEL OF EXISTING BURGER KING RESTAURANT. INTERIOR FINISHES TO BE UPDATED IN THE CUSTOMER AREAS. THE SCOPE OF WORK ALSO INCLUDES EXTERIOR IMAGE REWORK (FINISHES) AND MINIMAL SITE WORK INCLUDING RESEAL/RESTRIPE OF EXISTING PARKING LOT. ADDITION OF SECOND DRIVE THRU LANE. THE KITCHEN IS EXISTING TO REMAIN AND NO WORK WILL BE PERFORMED IN THIS AREA.

FIRE PROTECTION

FIRE ALARM: NO EXISTING FIRE ALARM
FIRE SPRINKLER: NO EXISTING SPRINKLER SYSTEM



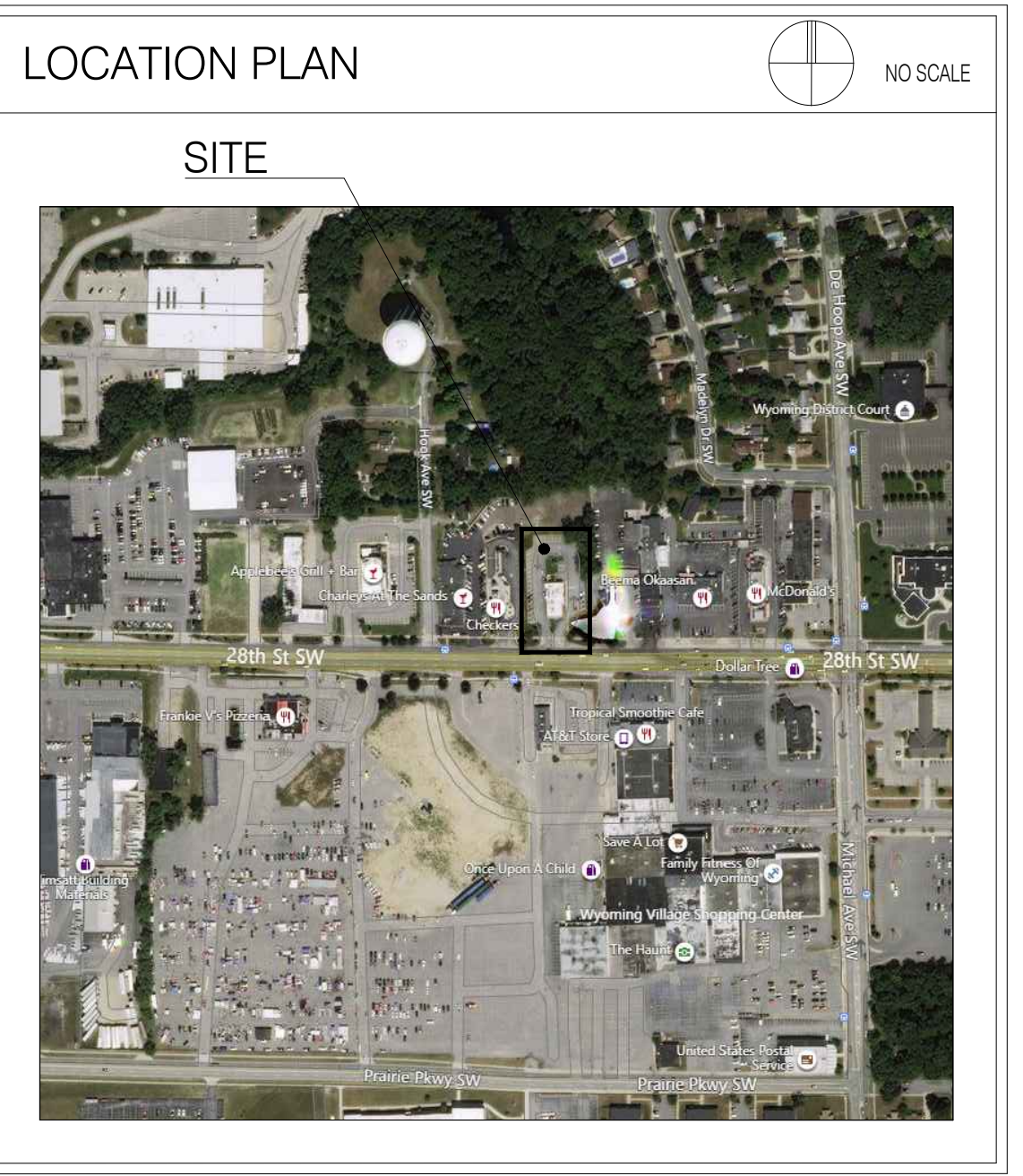
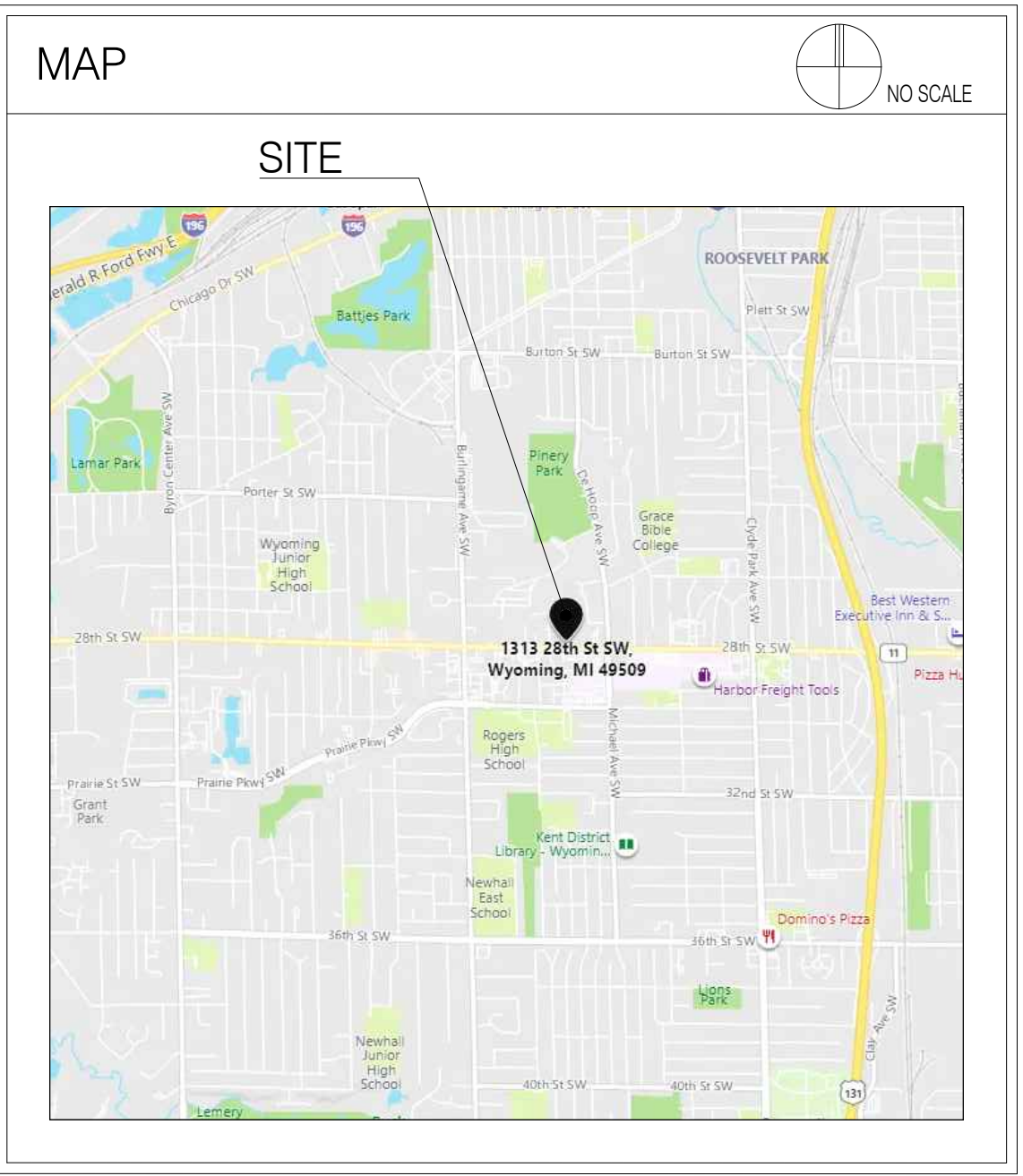
GENERAL CONTRACTOR NOTES

G.C. HVAC NOTE:
G.C. TO INSURE THAT ALL HVAC RETURN AIR DUCTS ARE COVERED DURING THE CONSTRUCTION PROCESS TO MINIMIZE CONSTRUCTION DUST FROM ENTERING THE HVAC SYSTEM.

G.C. HVAC NOTE:
G.C. TO CHANGE FILTERS AND CLEAN HVAC UNITS AT THE END OF THE CONSTRUCTION PROJECT.

G.C. DUST BARRIER NOTE:
G.C. TO BUILD A DUST BARRIER PRIOR TO THE START OF CONSTRUCTION, SEPARATING THE KITCHEN AREAS FROM THE CONSTRUCTION AREAS. IF A SECONDARY EXIT DOES NOT EXIST, G.C. TO PROVIDE A STUD & PLYWOOD DUST BARRIER WALL WITH A DOOR FOR ACCESS OUT OF THE KITCHEN. THIS WALL NEEDS TO PROVIDE A COMPLETE DUST BARRIER. A PLASTIC BARRIER IS NOT ACCEPTABLE.

- ### GENERAL NOTES
- ALL WORK TO COMPLY TO THE CURRENT ACCESSIBILITY CODE AS ESTABLISHED BY THE STATE OF MICHIGAN.
 - ALL CONTRACTORS AND SUBCONTRACTORS WILL THOROUGHLY FAMILIARIZE THEMSELVES WITH THESE CONSTRUCTION DOCUMENTS AND WILL VERIFY EXISTING SITE AND BUILDING CONDITIONS PRIOR TO SUBMITTING A BID. ALL SUBCONTRACTORS WILL PROVIDE ALL LABOR, SUPERVISION, AND MATERIALS AND EVERYTHING OF EVERY SORT WHICH MAY BE NECESSARY FOR A SUCCESSFUL COMPLETION OF THIS PROJECT TO OBTAIN A FINAL OCCUPANCY PERMIT. ALL WORK TO BE PERFORMED IN A GOOD AND WORKMANLIKE MANNER AS DESCRIBED HEREIN BY THESE CONSTRUCTION DOCUMENTS ACCORDING TO THE TRUE INTENT AND MEANING OF THE DRAWINGS AND SPECIFICATIONS. WHETHER THE SAME MAY OR MAY NOT BE PARTICULARLY INFERRED THEREFROM ALL WORK INDICATED OR DESCRIBED IN THE DRAWINGS OR SPECIFICATIONS WILL BE CONFERRED BY THE CONTRACT TO THE EXTENT AS IF DESCRIBED IN BOTH.
 - SUBCONTRACTORS, BEFORE STARTING THEIR WORK, WILL CHECK AND VERIFY THEIR PARTICULAR CODE RELATED REQUIREMENTS FOR COMPLIANCE ALONG WITH MEASUREMENTS, SURFACE LEVELS, SURFACE CONDITIONS AND RELATED PRODUCT. INSTALLATIONS NEAR AND ABOUT THEIR WORK. EACH TRADE WILL VERIFY IF CONTRACT CONDITIONS WITH THE OWNER OR THE ON-SITE CONSTRUCTION MANAGER AS TO IF THEY ARE OR NOT OF THE SAME, AS PER THESE CONSTRUCTION DOCUMENTS. IT WILL BE CONCLUDED THAT EACH BIDDER UNDERSTANDS AND KNOWS EXACTLY WHAT WILL BE REQUIRED OF HIM AND WILL PERFORM THESE REQUIREMENTS WITHOUT RECOURSE TO THE FULL AND UNCONDITIONAL SATISFACTION OF THE OWNER. THERE ARE NO ALTERNATE BIDS ON THIS PROJECT. NO ADDITIONAL COMPENSATION WILL BE CONSIDERED AFTER LETTING OF THIS BID UNLESS CHANGES ARE DIRECTED BY THE OWNER IN WRITING WITH COST ALREADY NEGOTIATED FOR THAT ADDED WORK AFTER THE LETTING OF THE BID.
 - THIS ARCHITECT AND HIS PROFESSIONAL CONSULTANTS WILL NOT HAVE CONTROL OR CHANGE OF AND WILL NOT BE RESPONSIBLE FOR CONSTRUCTION MEANS, METHODS, TECHNIQUES, SEQUENCES, OR PROCEDURES, OR FOR SAFETY PRECAUTIONS AND PROGRAMS IN CONNECTION WITH THE WORK ON THIS PROJECT OR FOR THE ACTS OR OMISSIONS OF THE CONTRACTOR, SUBCONTRACTOR, OR ANY OTHER PERSONS PERFORMING ANY OF THE WORK ON THIS SITE. NOR FOR THE FAILURE OF ANY OF THEM TO CARRY OUT THE WORK IN ACCORDANCE WITH THE INTENT OF THE CONTRACT AND OR CONSTRUCTION DOCUMENTS.
 - ALL CONTRACTORS WILL PROVIDE ADEQUATE BRACING AND/OR SHORING TO INSURE STRUCTURAL STABILITY OF THE BUILDING AND ALL RELATED BUILDING COMPONENTS IE: STRUCTURAL WALLS, INTERIOR WALL ASSEMBLIES, ETC. DURING THE CONSTRUCTION PHASE OF THIS PROJECT.
 - ALL WORK WILL BE COORDINATED WITH OTHER TRADES IN ORDER TO AVOID INTERFERENCE AND PRESERVE MAXIMUM HEADROOM AND AVOID OMISSIONS. EACH CONTRACTOR WILL INCLUDE ALL MISCELLANEOUS ITEMS REQUIRED BY CODE AND NEEDED TO COMPLETE THE WORK INCLUDING MOVING AND RIGGING OF MATERIALS AND EQUIPMENT, ALL THE HANGERS, SUPPORTS, ANCHORS, SUSPENSION MEANS, CONDUIT, WIRE, FITTINGS, SLEEVES, ETC.
 - ALL MATERIALS USED WILL BE NEW AND BEAR U.L. LABELS WHERE REQUIRED AND MEET APPROPRIATE N.E.M.A. STANDARDS.
 - LAYOUT ALL PARTITIONS BEFORE BEGINNING CONSTRUCTION TO PREVENT ERRORS BY DISCREPANCY. ALL DRYWALL PARTITIONS WILL BE INSTALLED AS NOTED ON THE DRAWINGS.
 - ALL CONTRACTORS WILL GUARANTEE ALL LABOR AND MATERIALS FOR A PERIOD OF ONE YEAR FROM DATE OF ISSUE OF FINAL OCCUPANCY PERMIT AND/OR AT THE FINAL PAYOUT FROM OWNER.
 - VERIFY ALL DIMENSIONS IN THE FIELD PRIOR TO ORDERING, CUTTING AND/OR INSTALLING MATERIAL, PRODUCT OR EQUIPMENT. IN THE EVENT OF ANY DISCREPANCIES, CONTACT THE ARCHITECT BEFORE PROCEEDING WITH THAT WORK.
 - ALL SUBCONTRACTORS WILL PROVIDE A CERTIFICATE OF INSURANCE TO THE OWNER PRIOR TO STARTING ANY WORK ON THIS PROJECT. NOTE: CERTIFICATE OF INSURANCE CANNOT BE TERMINATED OR CANCELED WITHOUT 10 DAYS PRIOR WRITTEN NOTICE TO THE OWNER.
 - NO SUBSTITUTIONS OF ANY KIND FOR MATERIALS SPECIFIED ON THESE CONSTRUCTION DOCUMENTS IS ALLOWED. NO "EQUIVALENT" SUBSTITUTIONS WILL BE MADE, UNLESS APPROVED IN WRITING BY THE ARCHITECT AND APPROVED BY THE OWNER, DUE TO THE LACK OF AVAILABILITY OF ORIGINAL.
 - RESPONSIBILITY OF CONTRACTOR: EACH CONTRACTOR IS RESPONSIBLE FOR AND MUST GUARANTEE IN WRITING FIRST CLASS WORKMANSHIP AND MATERIALS. EACH CONTRACTOR WILL ASSUME ALL RESPONSIBILITY FOR THE CARE AND PROTECTION OF HIS OWN WORK AND MATERIALS FROM DAMAGE AND WILL PROTECT THIS SAME PROPERTY. HE WILL MAKE GOOD ANY DAMAGE TO HIS OWN OR OTHER WORK CAUSED BY HIMSELF OR WORKMEN EMPLOYED BY HIM.
 - SITE SAFETY: EACH CONTRACTOR WILL ABIDE BY LOCAL AREA STANDARDS AND RELATED OSHA STANDARDS FOR THE PROTECTION AND SAFETY FOR THEIR EMPLOYEES ON SITE. THIS ARCHITECT AND HIS PROFESSIONAL CONSULTANTS WILL BE HELD HARMLESS BY THE OWNER, GENERAL CONTRACTOR AND RELATED AWARDED TRADES, ON THIS PROJECT FOR ACCIDENTS OR INJURIES CAUSED OR ACCRUED ON THIS PROPERTY DURING THE PRE/ACTUAL/POST CONSTRUCTION PHASES OF THIS PROJECT.
 - LIENS: ALL SUBCONTRACTORS AND THE GENERAL CONTRACTOR WILL DELIVER TO THE OWNER A COMPLETE RELEASE OF ALL ITEMS ARISING OUT OF THIS CONTRACT AND/OR RECEIPTS IN FULL IN LIEU THERE OF TOWARDS THEIR PARTIAL OR FINAL PAYMENT FOR WORK IN PLACE FOR THE OWNER.
 - GENERAL CONTRACTOR TO PAY FOR ALL SCAVENGER SERVICES, AND WILL BE RESPONSIBLE FOR REMOVAL OF DEBRIS ACCUMULATED BY EACH TRADE. HOWEVER, EACH TRADE WILL KEEP THE JOB SITE CLEAN AND SAFE AT ALL TIMES, ALONG WITH A BROOM FINISH AT THE END OF EACH WORKING DAY.
 - IF CHANGES ARE MADE IN THE FIELD ON THIS PROJECT VIA DIMENSIONS, MATERIALS, INSTALLATION DIFFERENT THAN INDUSTRY TECHNIQUES AND STANDARDS, ETC., "CONSTRUCTION MANAGER" IS TO BE NOTIFIED 48 HOURS IN ADVANCE TO THESE CHANGES TO BE MADE BY SAID TRADE. IF NOTICE IS NOT GIVEN TO THE C.M., THEN THAT SUBCONTRACTOR IS TOTALLY RESPONSIBLE FOR THE CONSEQUENCES AND EFFECTS EVOLVED FROM THESE CHANGES.
 - CONSTRUCTION CLEAN-UP: AFTER ALL OTHER WORK IS COMPLETED AND JUST PRIOR TO TURNING THE SPACE OVER TO THE OWNER, THE CONSTRUCTION MANAGER WILL EMPLOY THE SERVICES OF A PROFESSIONAL CLEANING SERVICES TO CLEAN AND WASH DOWN ALL INSTALLED EQUIPMENT, SERVICE AREAS, ALONG WITH THE CLEANING OF ALL GLASS WINDOW/DOOR SURFACES PRIOR TO OCCUPANCY. ALL WORK SHALL CONFORM TO THE APPLICABLE CODES FOR THIS MUNICIPALITY. SEE CODE REVIEW ON THIS SHEET.
 - DO NOT SCALE DRAWINGS.
 - CONTRACTOR WILL APPOINT ONE SPECIFIC INDIVIDUAL FOR LIAISON WITH THE OWNER REPRESENTATIVE AND ARCHITECT.
 - CONTRACTOR SHALL PERFORM NO PORTION OF THE WORK AT ANY TIME WITHOUT APPROVED CONTRACT DOCUMENTS.
 - CONTRACTOR IS RESPONSIBLE FOR COORDINATING ALL ARCHITECTURAL, MECHANICAL, TELEPHONE, ELECTRICAL (INCLUDING LIGHTING), AND PLUMBING SO TO ENSURE THAT REQUIRED CLEARANCES FOR INSTALLATION AND MAINTENANCE OF ALL EQUIPMENT ARE PROVIDED.
 - DIMENSIONS SHALL NOT BE CHANGED WITHOUT THE ARCHITECTS WRITTEN APPROVAL.
 - CONTRACTOR TO PROTECT EXISTING CONSTRUCTION AND RESTORE ALL FINISH SURFACES TO THEIR ORIGINAL CONDITION WHERE DAMAGED.



ARCHITECT'S SEAL

STATEMENTS OF COMPLIANCE
THESE DOCUMENTS WERE PREPARED BY "MRV ARCHITECTS, INC." ACCORDING TO THE TERMS OF THE CONTRACT BETWEEN THIS OFFICE AND THE OWNER, FOR THIS BUILDING PROJECT. THESE DOCUMENTS DO NOT EITHER IN WHOLE OR IN PART CONSTITUTE ANY DIRECTION OR INSTRUCTION TO THE AWARDED GENERAL CONTRACTOR OR AWARDED SUB-CONTRACTORS WITH REGARDS TO CONSTRUCTION MEANS, METHODS OR TECHNIQUES BY THESE DOCUMENTS. THUS, THIS ARCHITECT DOES NOT INTEND TO EXPRESS ANY OPINION, DIRECTION OR INSTRUCTION OF ANY KIND WHATSOEVER AS TO THE FINISHED MANNER IN WHICH THE CONSTRUCTION WORK IS TO BE COMPLETED AND/OR RELATED SITE SAFETY ISSUES.

I hereby certify that these drawings were prepared by me and to the best of my knowledge comply with the Applicable Building Codes listed herein.

STATEMENT OF COMPLIANCE
I have prepared, or caused to be prepared under my direct supervision, the attached plans and specifications and state that, to the best of my knowledge and belief and to the extent of my contractual obligation, they are in compliance with the Environmental Barriers Act (410 ILCS 25) and the Illinois Accessibility Code (71 Ill. Adm. Code 400).


SIGNED: MARIO VALENTINI
MICHIGAN REGISTRATION NO. 130106863

MAY 18, 2021

MRV

ARCHITECTS, INC.

5105 TOLLVIEW DR., SUITE 197
ROLLING MEADOWS, IL 60008
TEL: 224-318-2140



ISSUE DATES / REVISIONS

NO.	DESCRIPTION	DATE:
1	REVISIONS PER CITY COMMENTS	5.18.2021
-	PERMIT / BID SET	4.14.2021

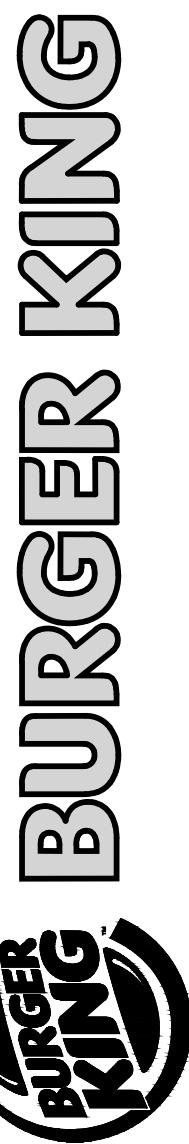
BURGER KING
STORE #551
1313 28TH ST. SW
WYOMING, MI 49509

COVER SHEET

SHEET

CS-1

ONE OF TWO



ISSUE DATES / REVISIONS

NO.	DESCRIPTION	DATE
1	REVISIONS PER CITY COMMENTS	5.18.2021
-	PERMIT / BID SET	4.14.2021

NO.	DESCRIPTION	DATE
1	REVISIONS PER CITY COMMENTS	5.18.2021
-	PERMIT / BID SET	4.14.2021

MRV ARCHITECTS, INC. © 2018
THESE DOCUMENTS ARE THE PROPERTY OF MRV ARCHITECTS, INC. & MAY NOT BE REPRODUCED, COPIED OR REPRODUCED WITHOUT WRITTEN PERMISSION FROM THE AUTHOR.

DRAWN BY:	J. THORSTENSON
CHECKED BY:	M. VALENTINI
PROJECT NO:	21005

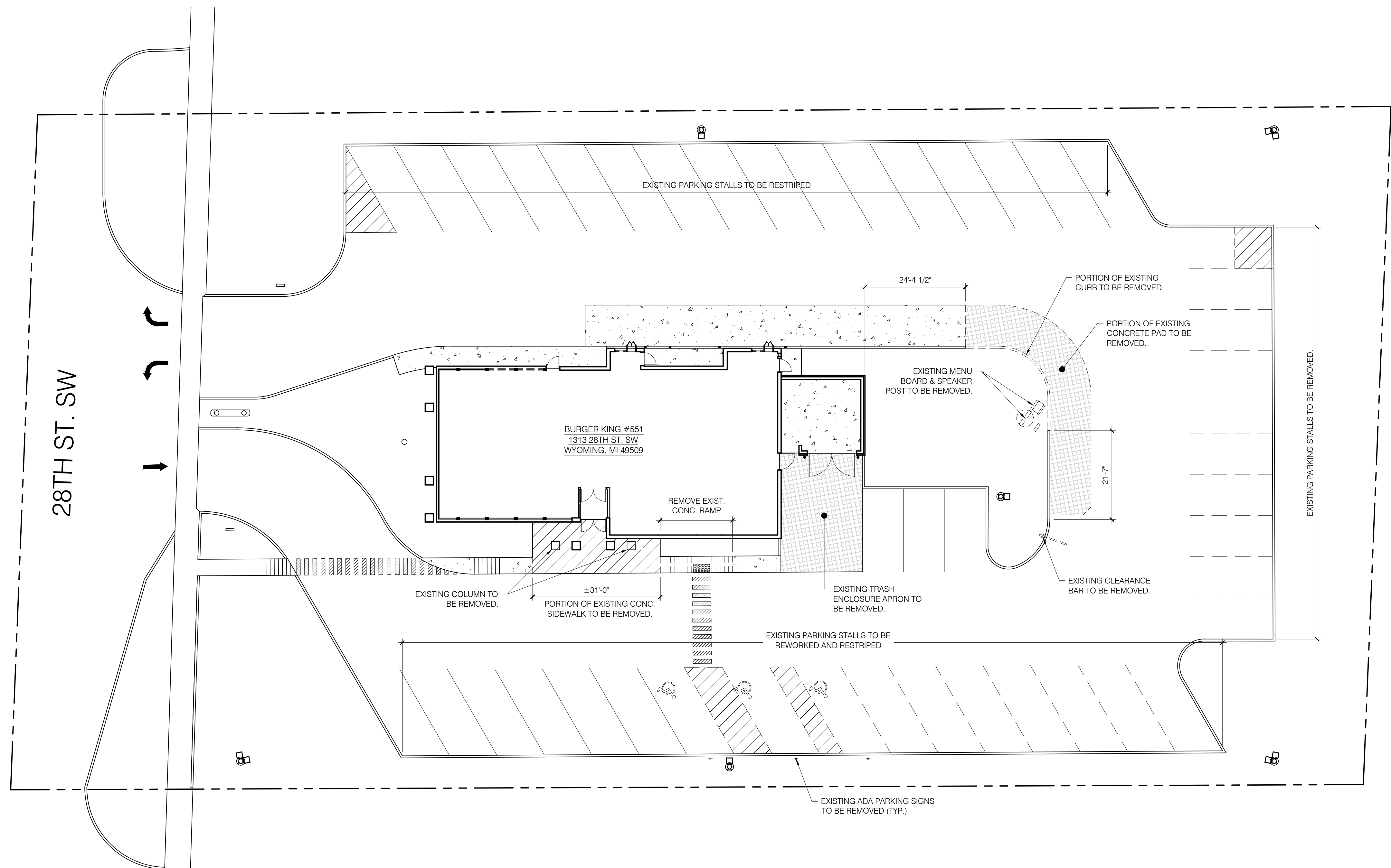
BURGER KING
STORE #551
1313 28TH ST. SW
WYOMING, MI 49509

DEMO SITE PLAN

SHEET

SP-0.1

ONE OF FOUR



ALL FOOTINGS FROM ABANDONED SIGNAGE TO BE REMOVED 6" BELOW GRADE AND LANDSCAPED OVER.

DEMO SITE PLAN
SCALE: 1" = 15'



ISSUE DATES / REVISIONS

NO.	DESCRIPTION	DATE
1	REVISIONS PER CITY COMMENTS	5.18.2021
-	PERMIT / BID SET	4.14.2021

MRV ARCHITECTS, INC. 0078
THESE DOCUMENTS ARE THE PROPERTY OF MRV ARCHITECTS, INC. & MAY NOT BE REPRODUCED, COPIED OR REPRODUCED WITHOUT WRITTEN PERMISSION FROM THE AUTHOR.

DRAWN BY: J. THORSTENSON
CHECKED BY: M. VALENTINI
PROJECT NO: 21005

BURGER KING
STORE #551
1313 28TH ST. SW
WYOMING, MI 49509

PROPOSED SITE PLAN

SHEET

SP-1

TWO OF FOUR

GENERAL NOTES

- RESEAL ENTIRE PARKING LOT, RESTRIPE LOT AS SHOWN ON SITE PLAN TO COMPLY WITH CODE REQUIREMENTS.
- G.C. TO PROVIDE ALLOWANCE TO CRACK FILL APPROXIMATELY 1,500 L.F. OF EXISTING PARKING LOT.
- PARKING LOT STRIPING TO BE WITH LEAD-FREE HEAVY YELLOW MARKING PAINT. SPRAY APPLIED AS SHOWN ON SITE PLAN.
- AT HANDICAPPED ACCESSIBLE STALLS ONLY, G.C. TO PROVIDE A MAX. 2% (1:50) SLOPE IN ANY DIRECTION FOR THE ENTIRE LENGTH OF THE STALL AND ACCESSIBLE AISLE.
- INSTALL DETECTABLE WARNING TRUNCATED DOMES AT END OF CONCRETE WALKS AS LOCATED ON SITE PLAN.

NOTE:
AT THE ADA PARKING STALLS AND ACCESSIBLE AISLES, IT IS THE RESPONSIBILITY OF THE G.C. TO VERIFY THAT THE EXISTING/NEW GRADES MEET ADA COMPLIANCE OF LESS THAN 2% SLOPE IN ALL DIRECTIONS. IT IS THE RESPONSIBILITY OF THE G.C. TO MODIFY THE ASPHALT GRADES TO MEET ADA COMPLIANCE. G.C. TO REQUEST ADDITIONAL ENGINEERING (IF NEEDED) ON DAY (1) OF CONSTRUCTION.

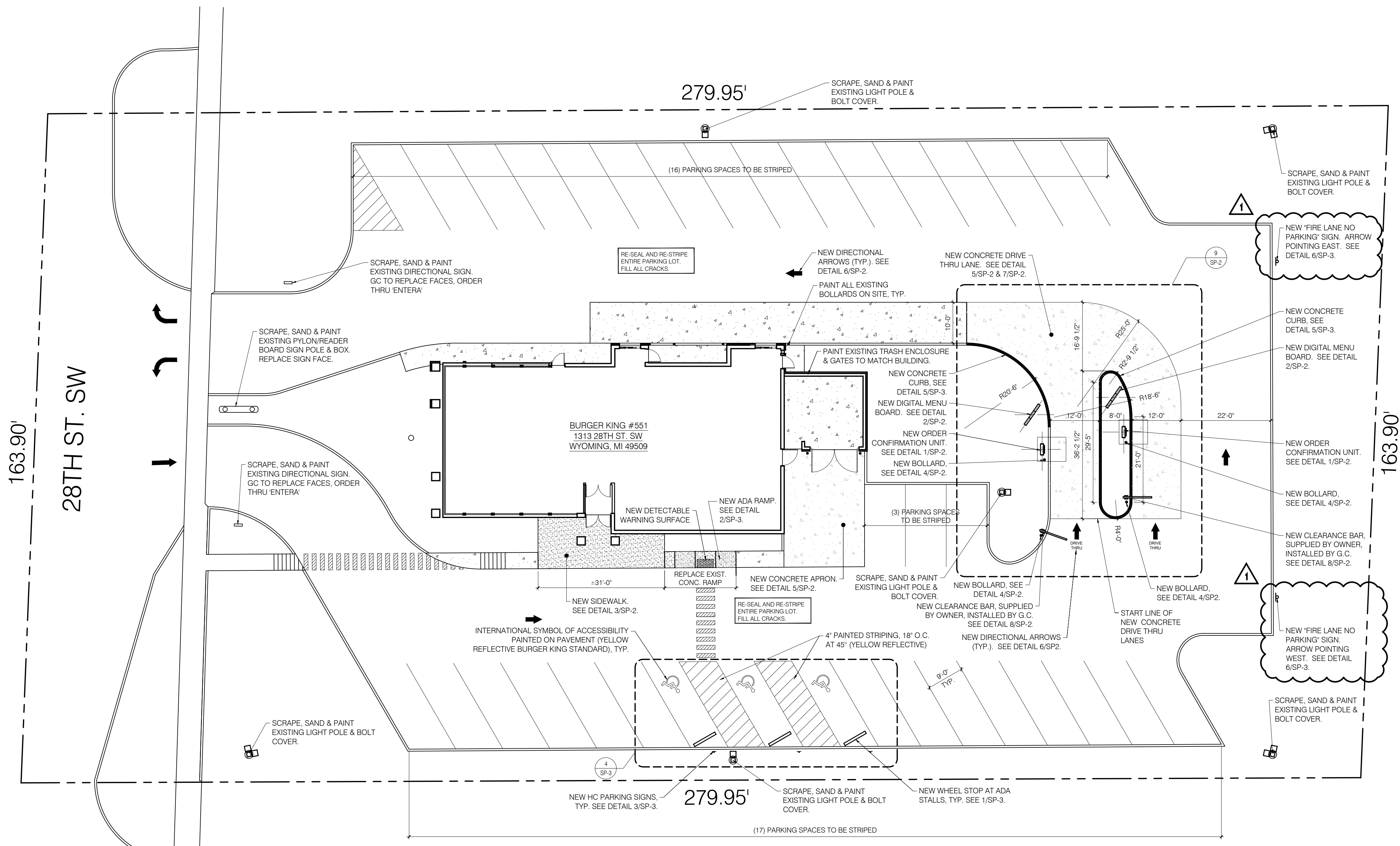
NOTE:
AT THE ADA PATH OF EGRESS SIDEWALKS, IT IS THE RESPONSIBILITY OF THE G.C. TO VERIFY THAT THE EXISTING/NEW GRADES MEET ADA COMPLIANCE. IT IS THE RESPONSIBILITY OF THE G.C. TO MODIFY THE GRADES TO MEET ADA COMPLIANCE. G.C. TO REQUEST ADDITIONAL ENGINEERING (IF NEEDED) ON DAY (1) OF CONSTRUCTION.

CONCRETE DRIVE THRU LANE IS TO BE 3,000 PSI CONC., 8" THICK, WITH 60#-1/2" X 10'-0" W.W.M. WITH PREMOULDED BITUMINOUS NON-EXTRUDING EXPANSION JOINTS AT 10' O.C.

NOTE:
G.C. TO INSURE ALL EXTERIOR FIXTURES ARE PROPERLY POWERED. G.C. TO TEST AND MAKE ALL FIXTURE CIRCUITS OPERATIONAL.

LEGEND

EXISTING CONCRETE CURB - REPAIR DAMAGED CURBS AS REQUIRED.	
NEW CONCRETE CURB - SEE DETAIL 5/SP-3.	
NEW CONCRETE SIDEWALK - SEE DETAIL 3/SP-2.	
NEW CONCRETE DRIVE-THRU PAD - SEE DETAILS 5/SP-2 & 7/SP-2.	



PROPOSED SITE PLAN
SCALE: 1" = 15'



ISSUE DATES / REVISIONS	
1	REVISIONS PER CITY COMMENTS 5.18.2021
-	PERMIT / BID SET 4.14.2021
NO.	DESCRIPTION DATE

MRV ARCHITECTS, INC. 019
 THESE DOCUMENTS ARE THE PROPERTY OF MRV ARCHITECTS, INC. & MAY NOT BE REPRODUCED, COPIED OR REPRODUCED WITHOUT WRITTEN PERMISSION FROM THE AUTHOR.

DRAWN BY: J. THORSTENSON
 CHECKED BY: M. VALENTINI
 PROJECT No: 21005

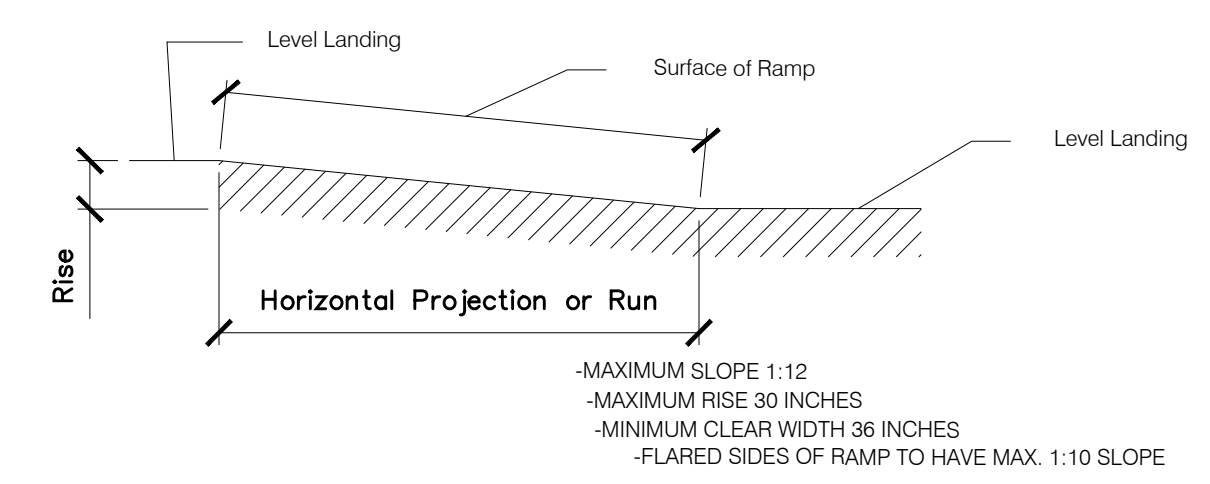
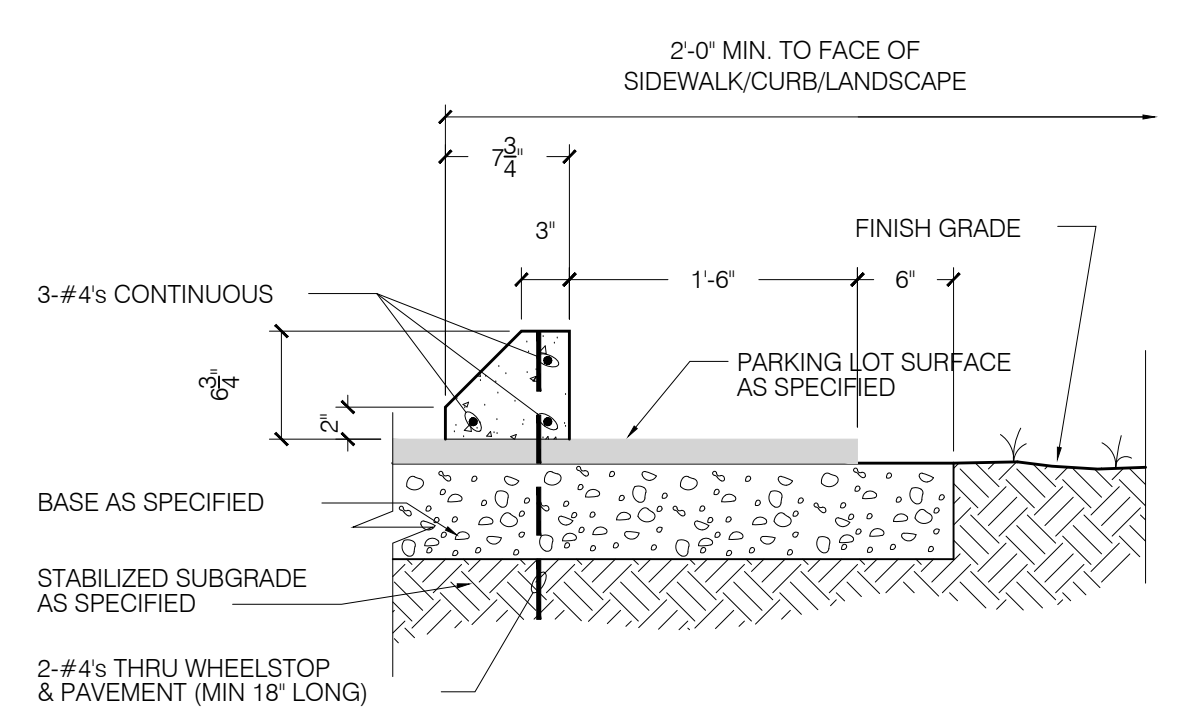
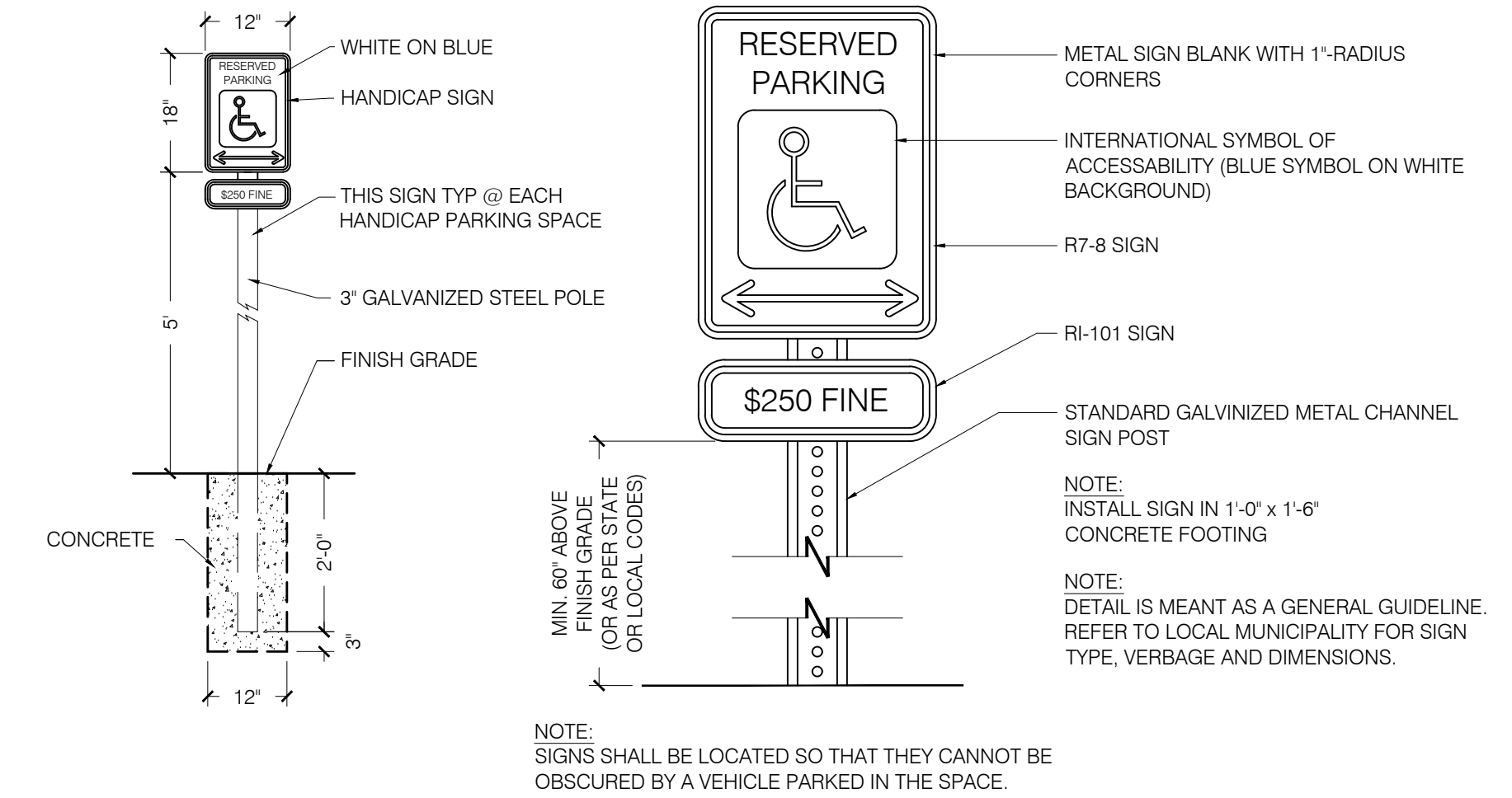
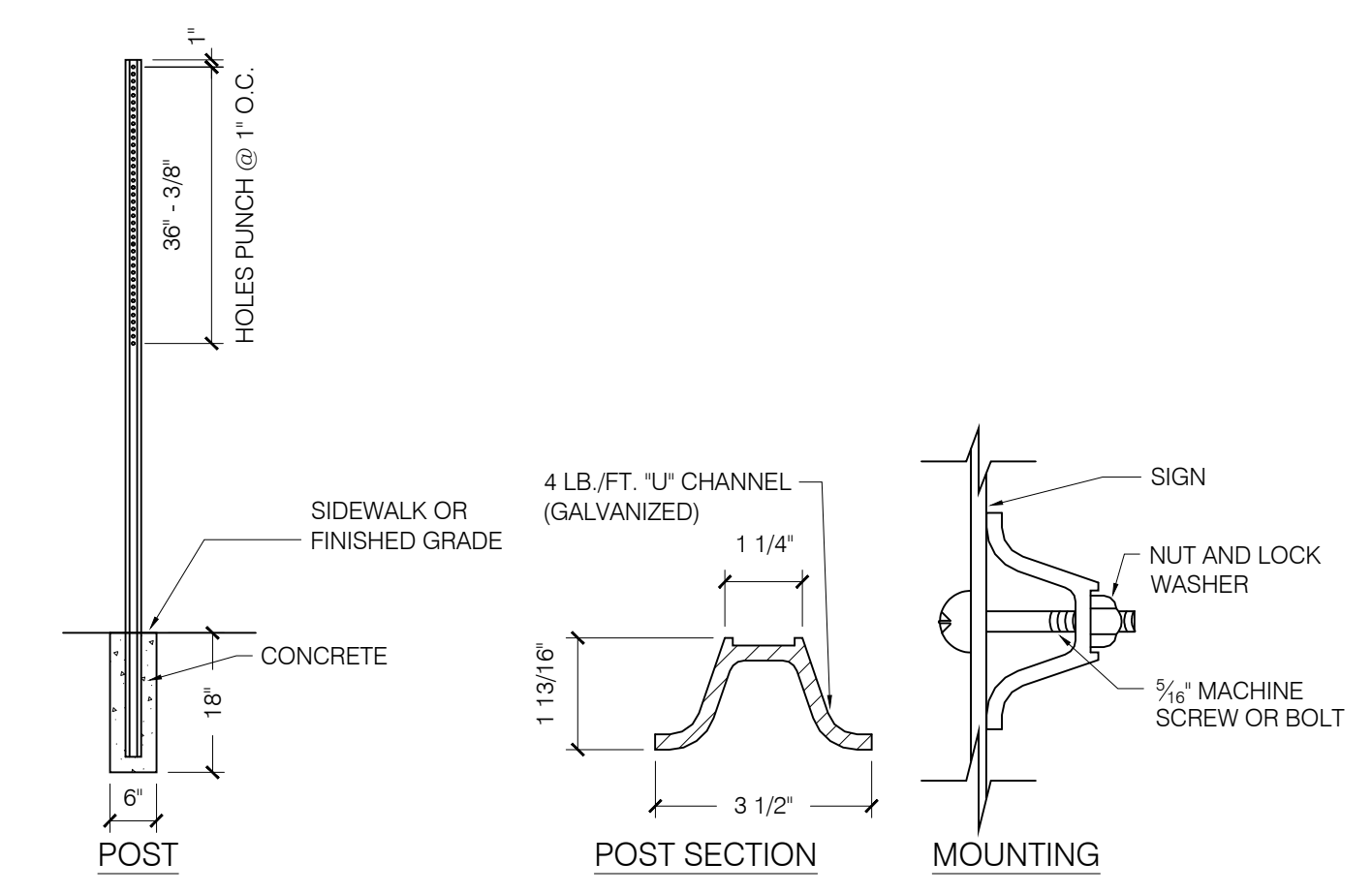
BURGER KING
 STORE #551
 1313 28TH ST. SW
 WYOMING, MI 49509

SITE DETAILS

SHEET

SP-3

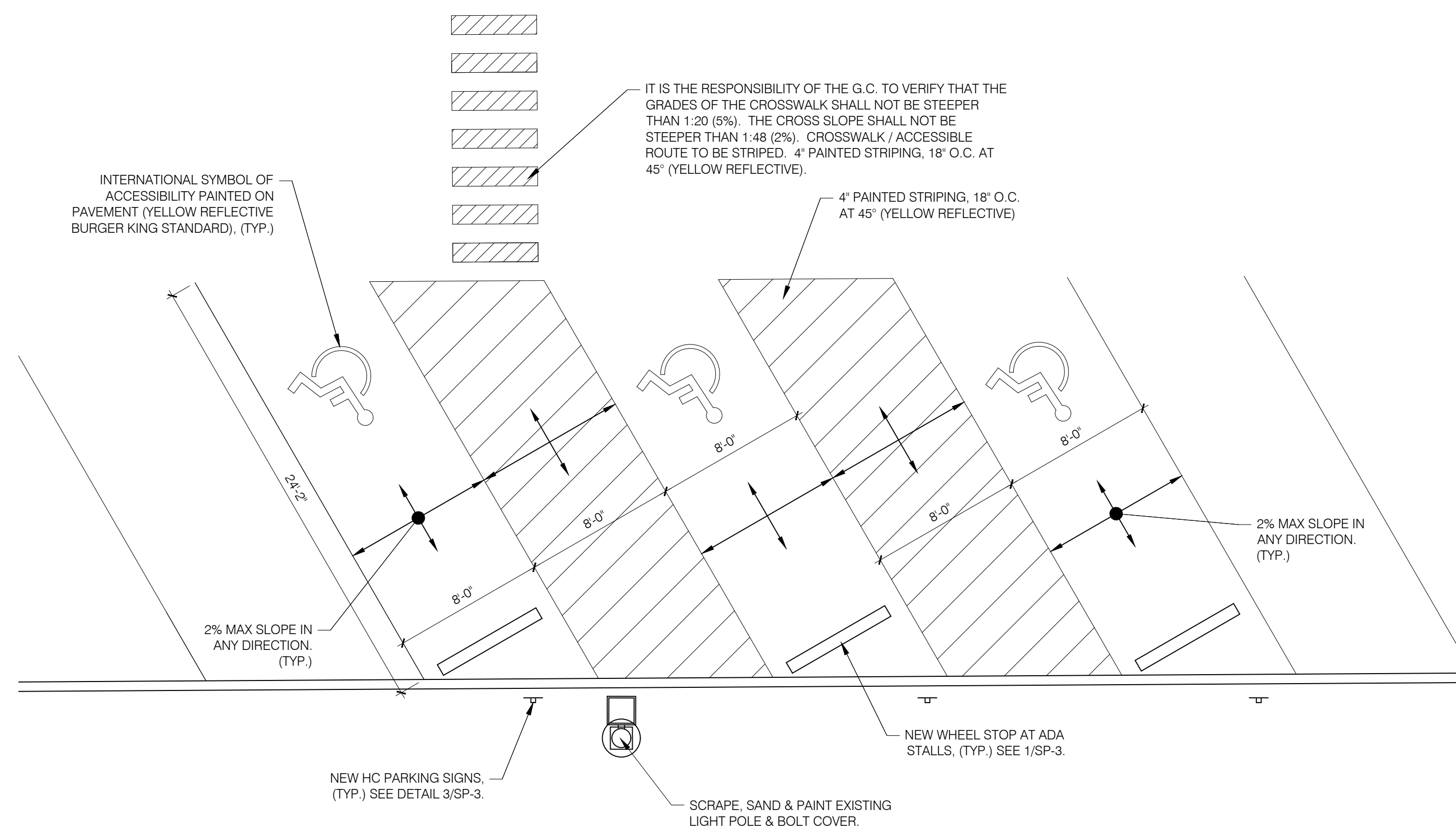
FOUR OF FOUR



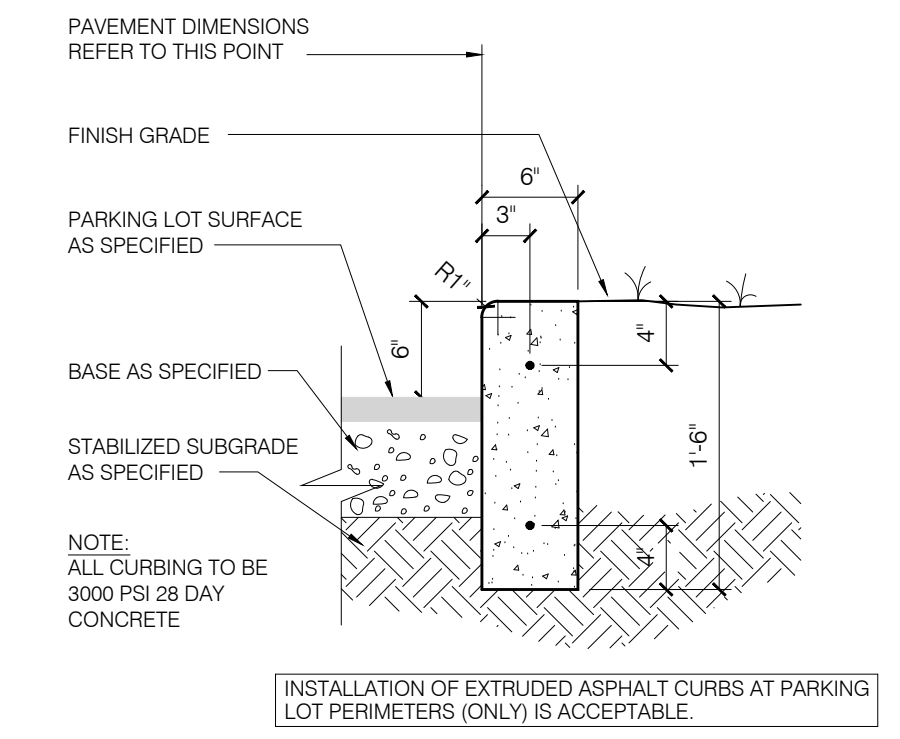
1 WHEELSTOP DETAIL
 SP-3 SCALE: 1" = 1'-0"

2 ADA RAMP DETAIL
 SP-3 SCALE: N.T.S.

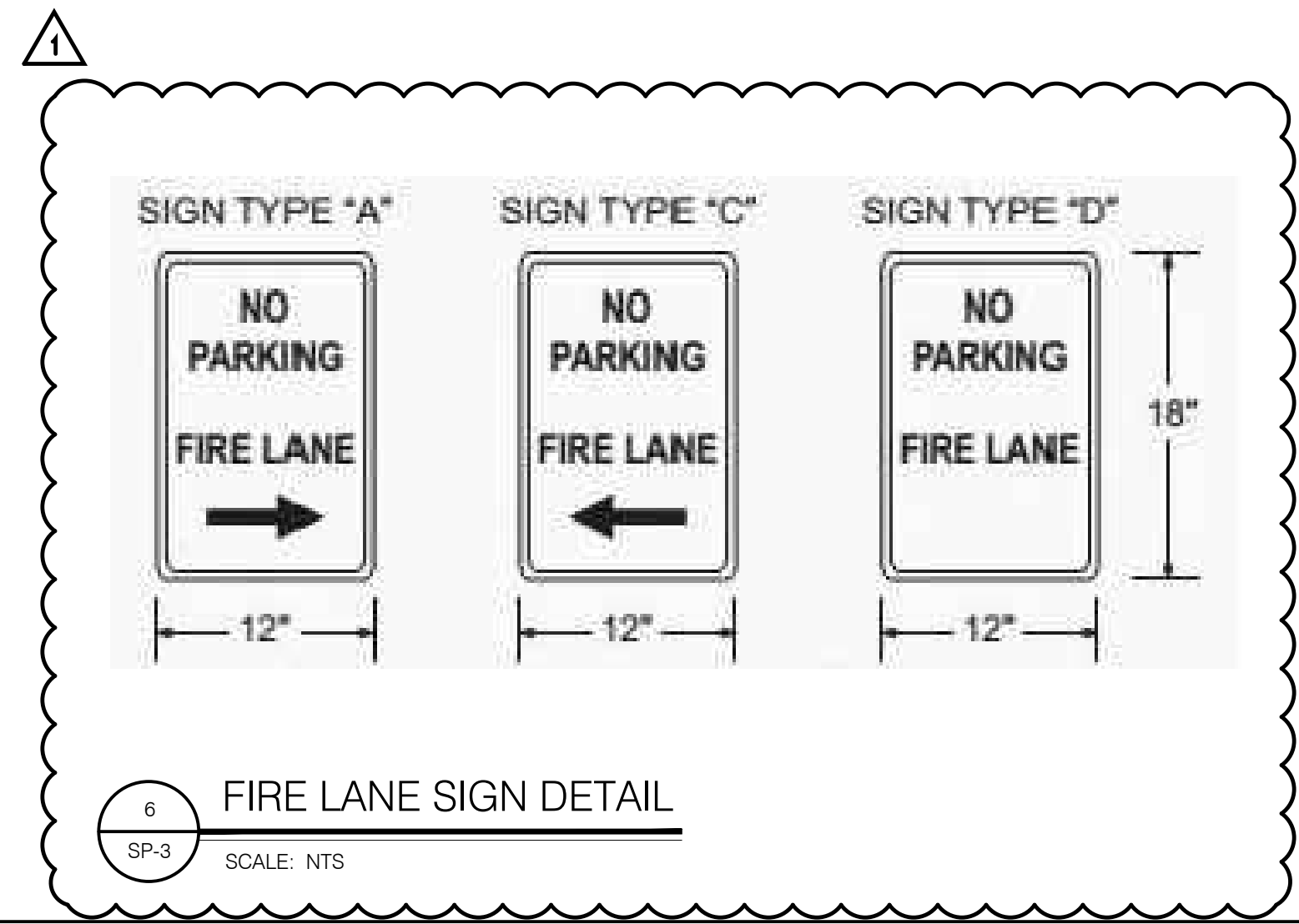
3 ADA SIGN DETAILS
 SP-3 SCALE: 1/2" = 1'-0"



4 ADA STALL DETAIL
 SP-3 SCALE: 3/16" = 1'-0"



5 NEW CURB DETAIL
 SP-3 SCALE: 1" = 1'-0"



6 FIRE LANE SIGN DETAIL
 SP-3 SCALE: N.T.S.

GENERAL NOTES

- GENERAL CONTRACTOR SHALL NOTIFY THE ARCHITECT IMMEDIATELY OF ANY INCONSISTENCIES OR DISCREPANCIES WITH THE PLANS IN RELATION TO THE EXISTING FIELD CONDITIONS.
- ALL INTERIOR AND STOREFRONT CONSTRUCTION SHALL COMPLY WITH ALL APPLICABLE CODES AND ORDINANCES IN PLACE WITHIN THE JURISDICTION OF THE WORK.
- RESTORE ALL DAMAGED FIRE PROTECTION AT STRUCTURE (IF NECESSARY)
- PATCH AND REPAIR ALL PENETRATIONS IN EXISTING FLOOR WITH LIKE MATERIALS. PROVIDE A SMOOTH SURFACE TO ACCEPT NEW FINISHES.
- DO NOT SCALE PLANS.
- CORING OF STRUCTURAL SLAB, AS REQUIRED TO BE IN ACCORDANCE WITH BASE BUILDING ENGINEERING SPECIFICATIONS. SUBMIT ACTUAL PROCEDURES TO LANDLORD PRIOR TO ANY WORK.
- THIS PLAN SHOWS GENERAL DEMOLITION WORK TO BE PERFORMED AND DOES NOT RELIEVE THE CONTRACTOR FROM OTHER DEMOLITION WORK REQUIRED TO PRODUCE THE BUILDING MODIFICATIONS SHOWN ON THE REMAINING CONTRACT DOCUMENTS, INCLUDING THE PLUMBING, MECHANICAL & ELECTRICAL DRAWINGS.
- CONTRACTOR REMOVED ITEMS SHALL BE DISPOSED OF PROPERLY OFF-SITE AND IN AN EXPEDITIOUS MANNER.
- IF STOREFRONT DOORS ARE TO REMAIN, G.C. IS RESPONSIBLE FOR THEIR CONDITION DURING THE REMODEL PROCESS.
- PROTECT ALL EXISTING CONSTRUCTION SHOWN TO REMAIN FROM DAMAGE DURING CONSTRUCTION FOR THE EXTENT OF THE DEMOLITION AND MODIFICATIONS. SHORE & PROTECT AS REQUIRED.
- THE CONTRACTOR SHALL SUPERVISE AND DIRECT THE WORK USING THE CONTRACTOR'S BEST SKILL AND ATTENTION. THE CONTRACTOR SHALL BE RESPONSIBLE FOR AND HAVE CONTROL OVER CONSTRUCTION MEANS, METHODS, TECHNIQUES, SEQUENCES (UNLESS A SEQUENCE IS SPECIFIED BY THE OWNER OR CONTRACT DOCUMENTS) AND PROCEDURES, AND FOR COORDINATING ALL PORTIONS OF THE WORK.
- SHORING OF STRUCTURE, CORE DRILLING AND/OR TRENCHING REQUIRED TO COMPLETE THE WORK DESCRIBED IN THE CONSTRUCTION DOCUMENTS IS CONSIDERED A METHOD OR TECHNIQUE AND IS THE SOLE RESPONSIBILITY OF THE CONTRACTOR. IF A REGULATORY AGENCY REQUIRES A LICENCED ENGINEER OR ARCHITECT TO SUPERVISE, APPROVE AND/OR PROVIDE DRAWINGS FOR SHORING, THEN IT IS THE SOLE RESPONSIBILITY OF THE CONTRACTOR TO CONTRACT FOR THIS SERVICE AS PART OF THE BASE BID.
- CONTRACTOR ENCOUNTER SUSPICIOUS MATERIAL OR BECOME AWARE OF THE PRESENCE OF ASBESTOS CONTAINING MATERIALS. THEN THE CONTRACTOR SHALL IMMEDIATELY NOTIFY BURGER KING OF SUCH CONDITIONS. THE CONTRACTOR SHALL NOT PROCEED WITH WORK IN THESE AREAS UNTIL BURGER KING HAS RETAINED A QUALIFIED SPECIALIST CONTRACTOR TO ABATE, ENCAPSULATE OR OTHERWISE ADDRESS THE ASBESTOS-CONTAINING MATERIALS AND WARRANT TO THE CONTRACTOR THAT THE WORK CAN PROCEED IN FULL COMPLIANCE WITH APPLICABLE LAWS AND REGULATIONS.

DEMOLITION NOTES

- 1 REMOVE EXISTING FLOOR AND BASE TILE. PREP SLAB TO RECEIVE NEW FINISHES.
- 2 REMOVE ALL EXISTING MILLWORK AND BOOTHS THROUGHOUT. REPAIR SUB-FLOOR AS REQUIRED TO ACCEPT NEW FINISHES.
- 3 REMOVE EXISTING HVAC DIFFUSERS IN DINING ROOM, RESTROOMS, VESTIBULE, & SERVICE AREA.
- 4 REMOVE EXISTING LIGHT FIXTURES, EXIT SIGNS & EMERGENCY LIGHTS THROUGHOUT DINING ROOM, RESTROOMS, VESTIBULE, RESTROOM CORRIDOR & SERVICE AREA.
- 5 REMOVE EXISTING BEVERAGE STATION CABINETRY AND EXISTING FREESTYLE MACHINE.
- 6 REMOVE EXISTING CEILING GRID AND CEILING TILES THROUGHOUT DINING ROOM, VESTIBULE, RESTROOM CORRIDOR AND SERVICE AREA.
- 7 REMOVE EXISTING FRONT SERVICE COUNTER AND HALF WALL.
- 8 REMOVE EXISTING DOOR & FRAME.
- 9 REMOVE EXISTING INTERIOR WALLS AS SHOWN. REMOVE ALL ELECTRICAL RECEPTACLES. REMOVE WIRE BACK TO PANEL. CAP AND SEAL CONDUITS BELOW SLAB, ABOVE NEW CEILING OR IN WALL. REPAIR SUB-FLOOR AS REQUIRED TO ACCEPT NEW FINISHES.
- 10 REMOVE EXISTING WALL FINISHES, INCLUDING CHAIR RAILS, WAINSCOTING & TILE.
- 11 REMOVE EXISTING STOREFRONT. G.C. TO PROVIDE TEMPORARY SUPPORT OF EXISTING CONSTRUCTION AS REQUIRED.
- 12 REMOVE EXISTING PLUMBING FIXTURES, GRAB BARS AND TOILET ACCESSORIES.
- 13 REMOVE EXISTING BUMP-OUT DRIVE-THRU WINDOW & ADJACENT STOREFRONT. G.C. TO PROVIDE TEMPORARY SUPPORT OF EXISTING CONSTRUCTION, IF REQUIRED.
- 14 PATCH & REPAIR EXISTING GYP. BD CEILING, REMOVE AS REQUIRED.
- 15 REMOVE EXISTING MANSARD, MANSARD SOFFIT LIGHTING AND WALL PACKS.
- 16 REMOVE EXISTING COLUMNS AND FOUNDATIONS TO 8" BELOW GRADE. REFER TO EXTERIOR ELEVATIONS.
- 17 EXISTING NON-STRUCTURAL DECORATIVE SOFFIT AND FRAMING TO BE REMOVED.
- 18 EXISTING DRYWALL CEILING AND CAN LIGHTS TO BE REMOVED.
- 19 REMOVE EXISTING STONE VENEER FROM COLUMN. REFER TO STRUCTURAL DRAWINGS FOR PREPARATION OF NEW COLUMN FINISHES.

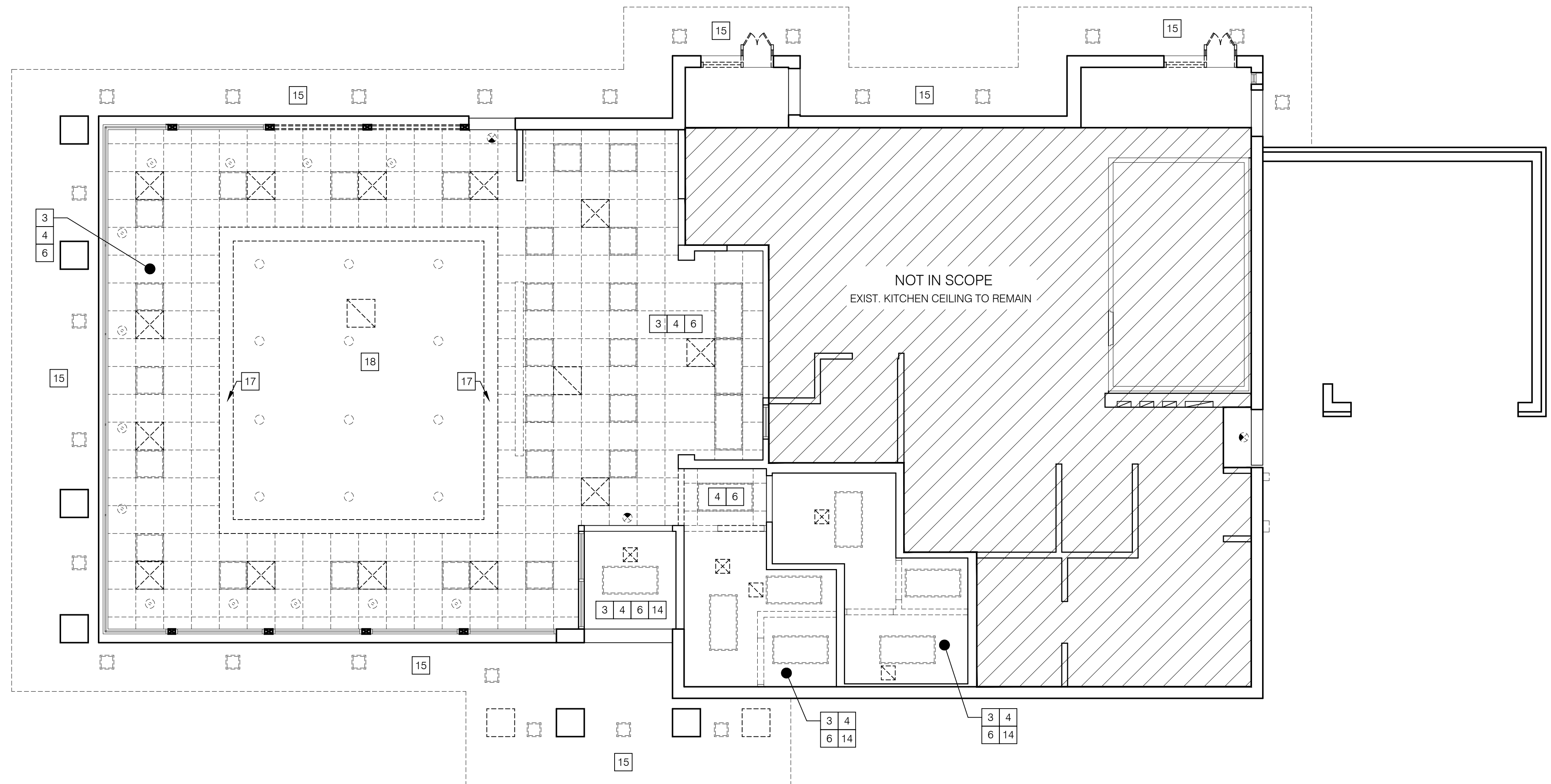
WALL TYPE LEGEND

- EXISTING WALL TO REMAIN
- WALL TO BE REMOVED

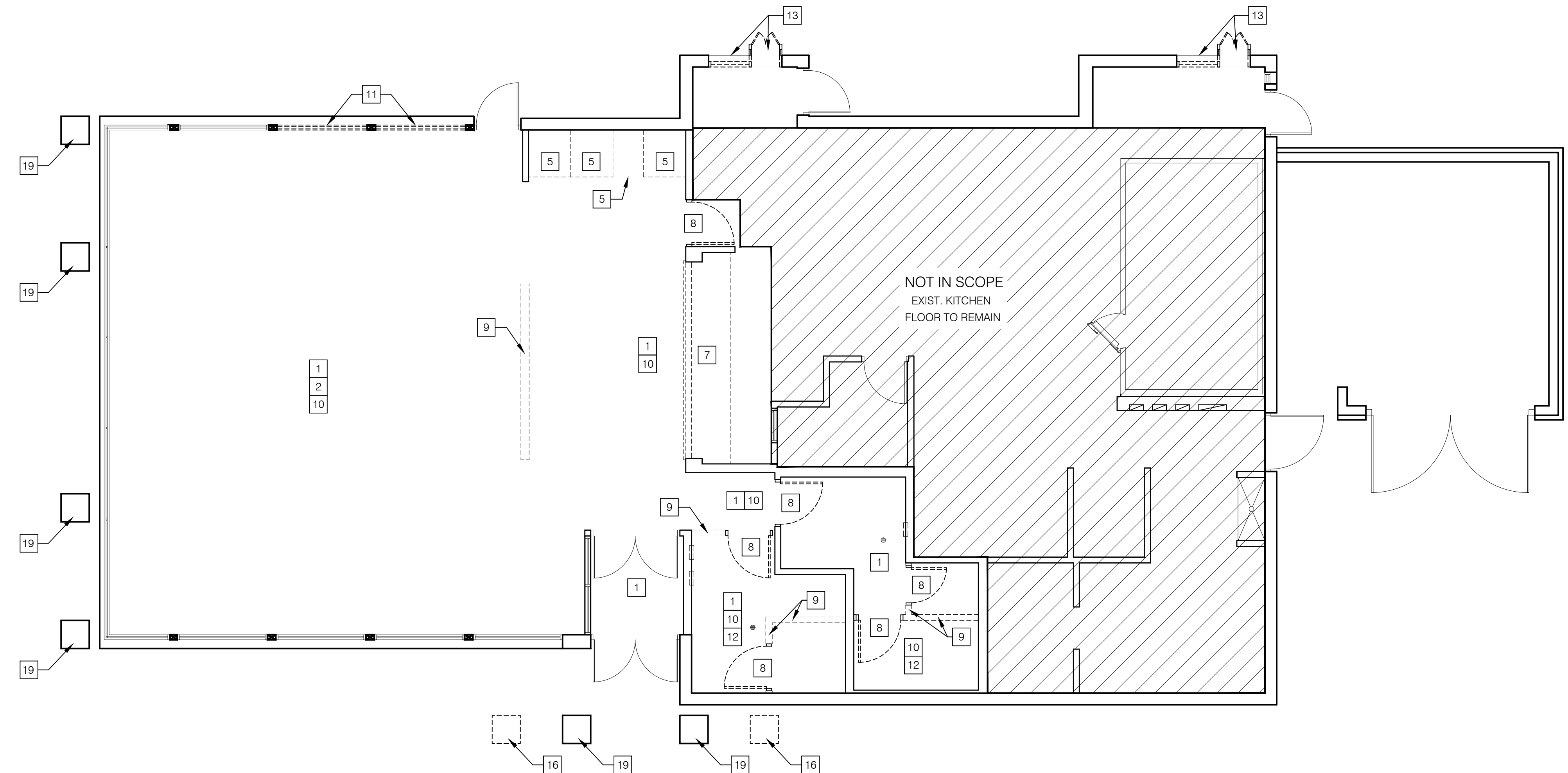
G.C. HVAC NOTE:
G.C. TO INSURE THAT ALL HVAC RETURN AIR DUCTS ARE COVERED DURING THE CONSTRUCTION PROCESS TO MINIMIZE CONSTRUCTION DUST FROM ENTERING THE HVAC SYSTEM.

G.C. HVAC NOTE:
G.C. TO CHANGE FILTERS AND CLEAN HVAC UNITS AT THE END OF THE CONSTRUCTION PROJECT.


G.C. DUST BARRIER NOTE:
G.C. TO BUILD A DUST BARRIER PRIOR TO THE START OF CONSTRUCTION, SEPARATING THE KITCHEN AREAS FROM THE CONSTRUCTION AREAS. IF A SECONDARY EXIT DOES NOT EXIST, G.C. TO PROVIDE A STUD & PLYWOOD DUST BARRIER WALL WITH A DOOR FOR ACCESS OUT OF THE KITCHEN. THIS WALL NEEDS TO PROVIDE A COMPLETE DUST BARRIER. A PLASTIC BARRIER IS NOT ACCEPTABLE.



DEMO CEILING PLAN
SCALE: 3/16" = 1'-0"



DEMO FLOOR PLAN
SCALE: 3/16" = 1'-0"



ISSUE DATES / REVISIONS		
1	REVISIONS PER CITY COMMENTS	5.18.2021
-	PERMIT / BID SET	4.14.2021
NO.	DESCRIPTION	DATE

MRV ARCHITECTS, INC. © 2018
THESE DOCUMENTS ARE THE PROPERTY OF MRV ARCHITECTS, INC. & MAY NOT BE REPRODUCED, COPIED OR REPRODUCED WITHOUT WRITTEN PERMISSION FROM THE AUTHOR.

DRAWN BY:	J. THORSTENSON
CHECKED BY:	M. VALENTINI
PROJECT NO.:	21005

BURGER KING
STORE #551
1313 28TH ST. SW
WYOMING, MI 49509

DEMO PLANS

SHEET

DM-1

ONE OF ONE

GENERAL

1. CODES AND STANDARDS

BUILDING CODE: MICHIGAN BUILDING CODE, 2015 (IBC 2015 W/AMENDMENTS)
 REFERENCED STANDARDS:

- ACI 318 BUILDING CODE REQUIREMENTS FOR STRUCTURAL CONCRETE
- NDS NATIONAL DESIGN SPECIFICATION FOR WOOD CONSTRUCTION

2. DESIGN LOADS:

ROOF DEAD LOAD: 20 PSF

SNOW LOAD:

GROUND SNOW LOAD, Pg: 35 PSF
 FLAT ROOF SNOW LOAD, Pf: 25 PSF
 EXPOSURE FACTOR, Ce: 1.0
 IMPORTANCE FACTOR, I: 1.0
 THERMAL FACTOR, Ct: 1.0

WIND LOADING (COMPONENTS AND CLADDING, 40SF & $\alpha=4.3FT$):

WALLS:
 NEGATIVE ZONE 4: 22 PSF
 NEGATIVE ZONE 5: 25 PSF
 POSITIVE ZONES 4&5: 20 PSF
 PARAPETS:
 CASE A, ZONE 2: 44 PSF
 CASE B, ZONE 2: -34 PSF
 ROOF:
 NEGATIVE ZONE 1: 23 PSF
 NEGATIVE ZONES 2&3: 31 PSF
 POSITIVE ZONE 1: 16 PSF
 POSITIVE ZONES 2&3: 20 PSF
 CANOPIES: ±30 PSF

* ALL WIND PRESSURES ARE 'ULTIMATE' PRESSURES. MULTIPLY PRESSURES BY 0.6 FOR 'SERVICE' LEVEL LOADS

3. ALL EXISTING BUILDING INFORMATION SHOWN ON THESE DRAWINGS IS BASED ON THE SITE INFORMATION ACQUIRED BY MRV ARCHITECTS, INC. AND ORIGINAL BUILDING DRAWINGS BY JOHN W. WERNTZ ARCHITECT, DATED 3/15/08
4. DIMENSIONS ON STRUCTURAL DRAWINGS ARE TO BE CHECKED AGAINST ARCHITECTURAL, MECHANICAL AND ELECTRICAL DRAWINGS AS WELL AS AGAINST FIELD CONDITIONS BY CONTRACTORS.
5. UNLESS NOTED OTHERWISE, DETAILS, SECTIONS, AND NOTES ON THE DRAWINGS ARE INTENDED TO BE TYPICAL FOR SIMILAR CONDITIONS.
6. THE GENERAL CONTRACTOR SHALL BE RESPONSIBLE FOR COORDINATING THE LOCATION AND PLACEMENT OF INSERTS, HANGERS, SLEEVES, DUCTWORK, PADS AND ANCHOR RODS THAT ARE REQUIRED BY MECHANICAL EQUIPMENT.
7. THE GENERAL CONTRACTOR IS RESPONSIBLE FOR VERIFYING THE LOCATION OF ELEMENTS OF THE EXISTING CONSTRUCTION WHICH ARE RELATIVE TO THE NEW CONSTRUCTION.
8. THE GENERAL CONTRACTOR IS RESPONSIBLE FOR THE SHORING OF ANY EXISTING ELEMENTS AS REQUIRED DURING CONSTRUCTION.
9. IF DISCREPANCIES APPEAR ON THE CONTRACT DOCUMENTS, OR BETWEEN THE CONTRACT DOCUMENTS AND EXISTING CONDITIONS, THE CONTRACTOR SHALL REQUEST AN INTERPRETATION FROM THE ARCHITECT BEFORE BIDDING. IF THE CONTRACTOR FAILS TO MAKE SUCH REQUEST, IT IS PRESUMED THAT BOTH PROVISIONS WERE INCLUDED IN THE BID AND THE ARCHITECT SHALL DETERMINE WHICH OF THE CONFLICTING REQUIREMENTS SHALL GOVERN. THE CONTRACTOR SHALL PERFORM THE WORK AT NO ADDITIONAL COST TO THE OWNER IN ACCORDANCE WITH THE ARCHITECT'S DETERMINATION.

WOOD

1. DESIGN AND CONSTRUCTION OF STRUCTURAL LUMBER SHALL BE IN ACCORDANCE WITH THE AMERICAN FOREST AND PAPER ASSOCIATION "NATIONAL DESIGN SPECIFICATION FOR WOOD CONSTRUCTION (ANSI/AF&PA NDS-2001).

2. QUALITY ASSURANCE AND INSPECTION OF WOOD CONSTRUCTION ARE REQUIRED AS DEFINED BY THE BUILDING CODE.

3. STRUCTURAL LUMBER SHALL CONFORM TO THE FOLLOWING SPECIFICATIONS:

SPECIES: SPRUCE-PINE-FIR
 GRADE: NO. 1/2
 GRADF-BENDING, Fb: 875 PSI
 TENSION PARALLEL TO GRAIN, Ft: 450 PSI
 SHEAR PARALLEL TO GRAIN, Fv: 135 PSI
 COMPRESSION PERPENDICULAR TO GRAIN, Fc(p): 425 PSI
 COMPRESSION PARALLEL TO GRAIN, Fc: 1150 PSI
 MODULUS OF ELASTICITY, E: 1,400,000 PSI
 MAXIMUM IN USE MOISTURE CONTENT: 19%

4. LAMINATED VENEER LUMBER (LVL) FOR USE AS BEAMS SHALL CONFORM TO THE FOLLOWING SPECIFICATIONS:

BENDING, Fb: 2600 PSI
 SHEAR PARALLEL TO GRAIN, Fv: 285 PSI
 MODULUS OF ELASTICITY, E: 1,900,000 PSI

7. WOOD FLOOR AND ROOF SHEATHING SHALL CONFORM TO THE FOLLOWING SPECIFICATIONS::

FLOOR SHEATHING: 3/4" APA-RATED, EXPOSURE 1 WITH 49/24 SPAN RATING.

ROOF SHEATHING: 5/8" APA-RATED, EXPOSURE 1 WITH 49/24 SPAN RATING.


PLYWOOD USED FOR FLOOR, WALL AND ROOF SHEATHING SHALL COMPLY WITH DOC PS-1 AND/OR DOC PS-2.

OSB USED FOR WALL, FLOOR AND ROOF SHEATHING SHALL COMPLY WITH DOC PS-2.


SHEATHING PANELS SHALL BE MADE WITH MOISTURE RESISTANT ADHESIVES AND BE RATED EXPOSURE 1.

8. THERE SHALL BE NO FIELD CUTTING OF WOOD STRUCTURAL MEMBERS FOR THE WORK OF OTHER TRADES WITHOUT THE PRIOR APPROVAL OF THE ARCHITECT.

9. NO WOOD TREATMENTS OR PRESERVATIVES SHALL BE USED WITHOUT THE PRIOR APPROVAL OF THE ARCHITECT.



Date: 4/12/21 Expires: 10/31/21



ISSUE DATES / REVISIONS	

NO.	DESCRIPTION	DATE

MRV ARCHITECTS, INC. 019
 THESE DOCUMENTS ARE THE PROPERTY OF MRV ARCHITECTS, INC. & MAY NOT BE REPRODUCED, COPIED OR REPRODUCED WITHOUT WRITTEN PERMISSION FROM THE AUTHOR.

DRAWN BY:	J. THORSTENSON
CHECKED BY:	M. VALENTINI
PROJECT No:	21005

BURGER KING
 STORE #551
 1313 28TH ST. SW
 WYOMING, MI 49509

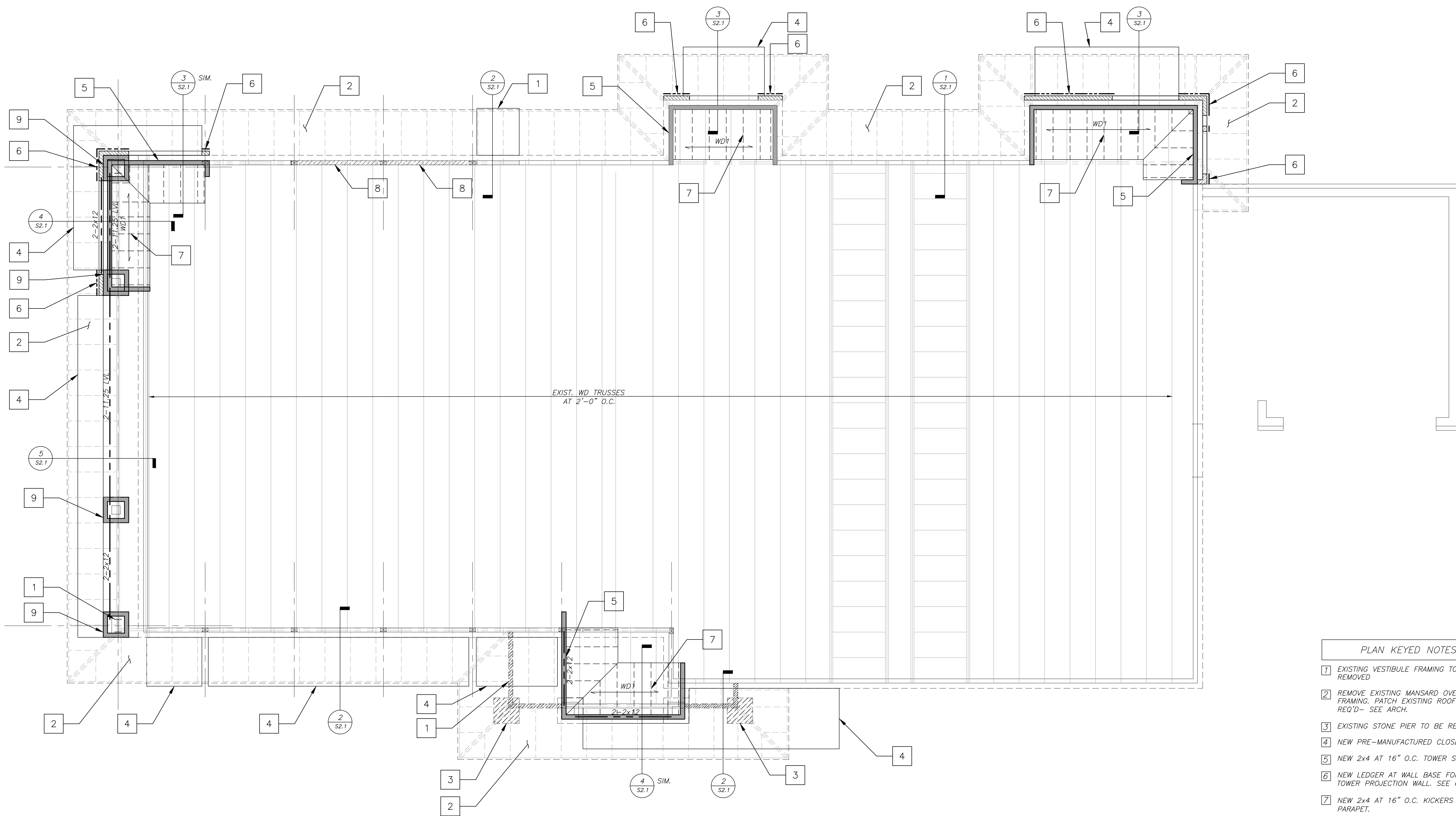
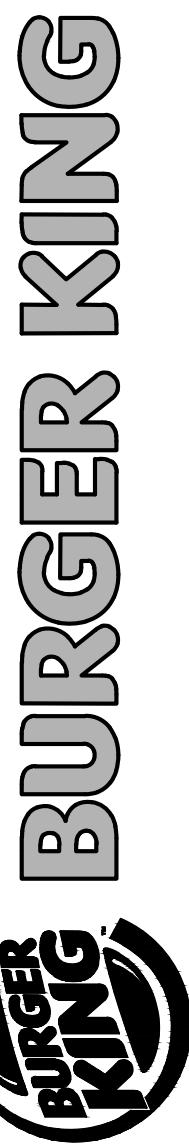
GENERAL NOTES

SHEET

S0.1



Date: 4/12/21 Expires: 10/31/21



1 Roof Framing Plan
Scale: 1/4" = 1'-0"

- NOTES:**
- SEE SHEET S2.1 FOR WALL SECTIONS.
 - FIELD VERIFY ALL EXISTING CONDITIONS PRIOR TO CONSTRUCTION.
 - BDL INDICATES SPAN DIRECTION OF 1/2" PLYWOOD SHEATHING
 - PROVIDE MINIMUM DOUBLE 2x8 WD BLK'G AT ALL CANOPY CONNECTIONS WHERE NECESSARY BY CANOPY MANUFACTURER.

- PLAN KEYED NOTES**
- EXISTING VESTIBULE FRAMING TO BE REMOVED
 - REMOVE EXISTING MANSARD OVERBUILT FRAMING. PATCH EXISTING ROOFING AS REQ'D- SEE ARCH.
 - EXISTING STONE PIER TO BE REMOVED.
 - NEW PRE-MANUFACTURED CLOSED CANOPY.
 - NEW 2x4 AT 16" O.C. TOWER STUDS.
 - NEW LEDGER AT WALL BASE FOR 2x4 TOWER PROJECTION WALL. SEE 6/S2.1
 - NEW 2x4 AT 16" O.C. KICKERS AT PARAPET.
 - INFILL EXISTING WALL OPENING WITH NEW 2x4 AT 16" O.C. STUDS.
 - REMOVE EXISTING STONE VENEER AND REPLACE W/ NEW 2x4 STUDS W/ 1/2" PLYWOOD SHEATHING

ISSUE DATES / REVISIONS		
NO.	DESCRIPTION	DATE:

MRV ARCHITECTS, INC. 0018
THESE DOCUMENTS ARE THE PROPERTY OF MRV ARCHITECTS, INC. & MAY NOT BE REUSED, COPIED OR REPRODUCED WITHOUT WRITTEN PERMISSION FROM THE AUTHOR.

DRAWN BY: J. THORSTENSON
CHECKED BY: M. VALENTINI
PROJECT NO: 21005

BURGER KING
STORE #551
1313 28TH ST. SW
WYOMING, MI 49509



ISSUE DATES / REVISIONS	

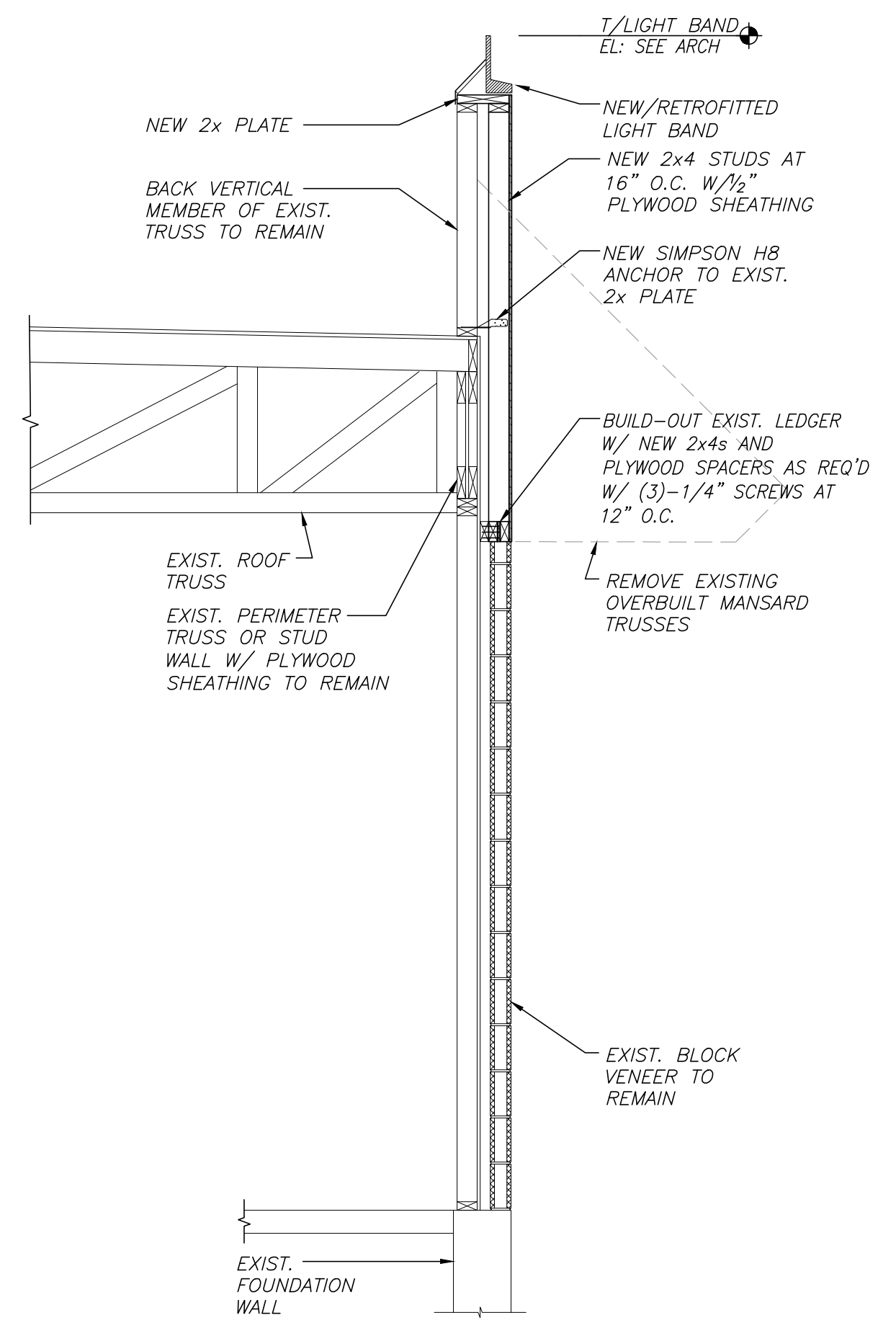
NO.	DESCRIPTION	DATE

BURGER KING
 STORE #551
 1313 28TH ST. SW
 WYOMING, MI 49509

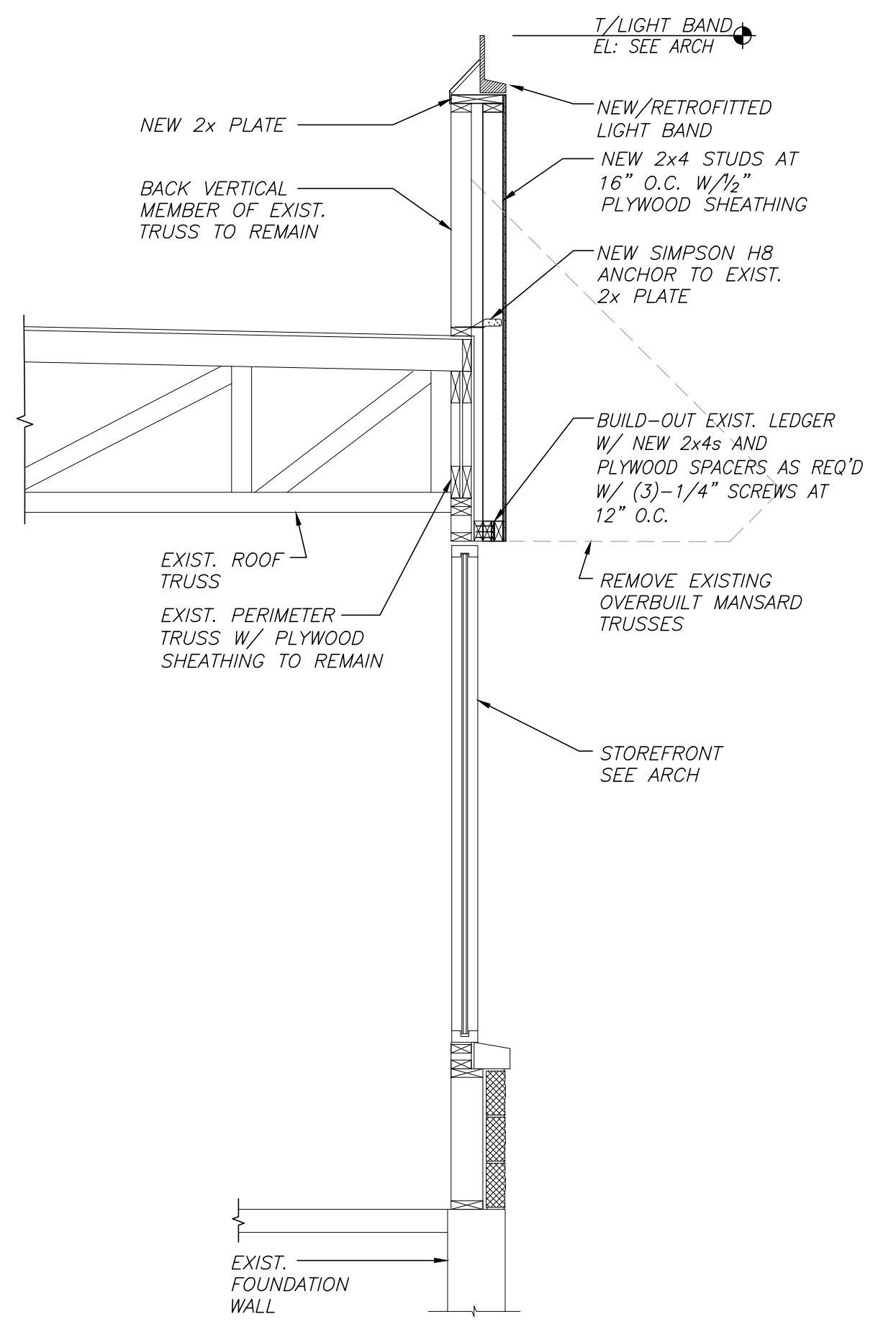
FRAMING DETAILS

SHEET

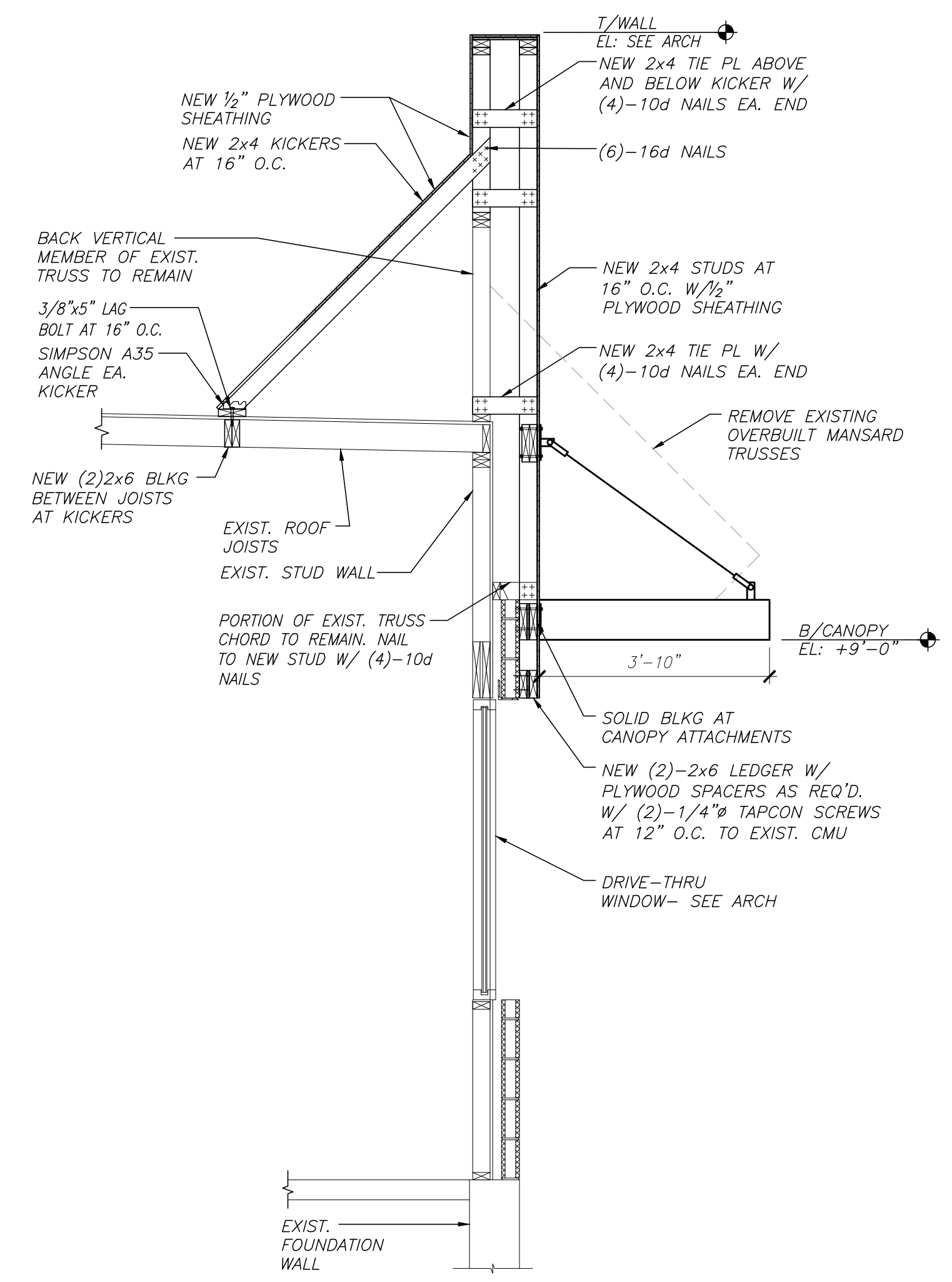
S2.1



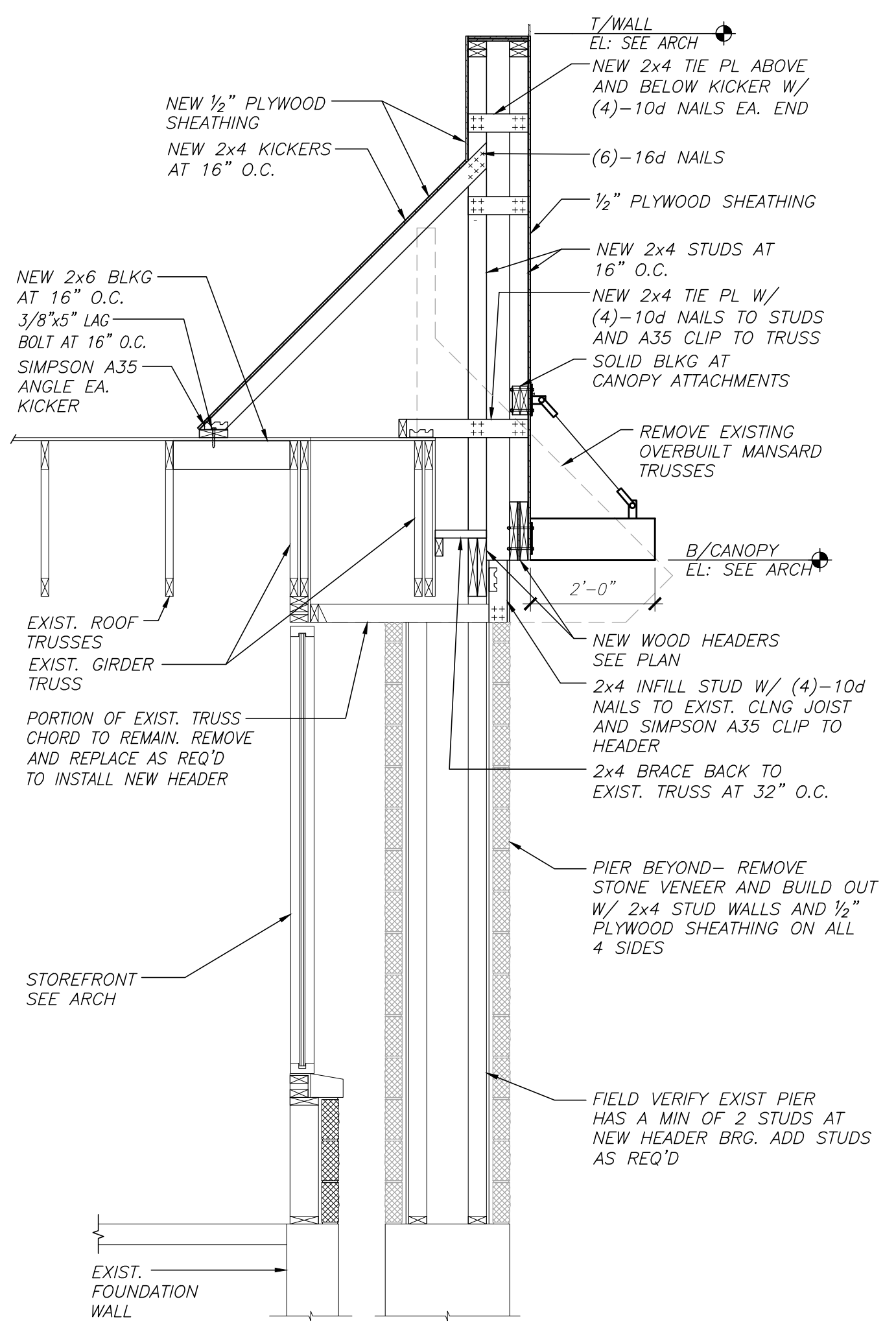
1 WALL SECTION
 S2.1



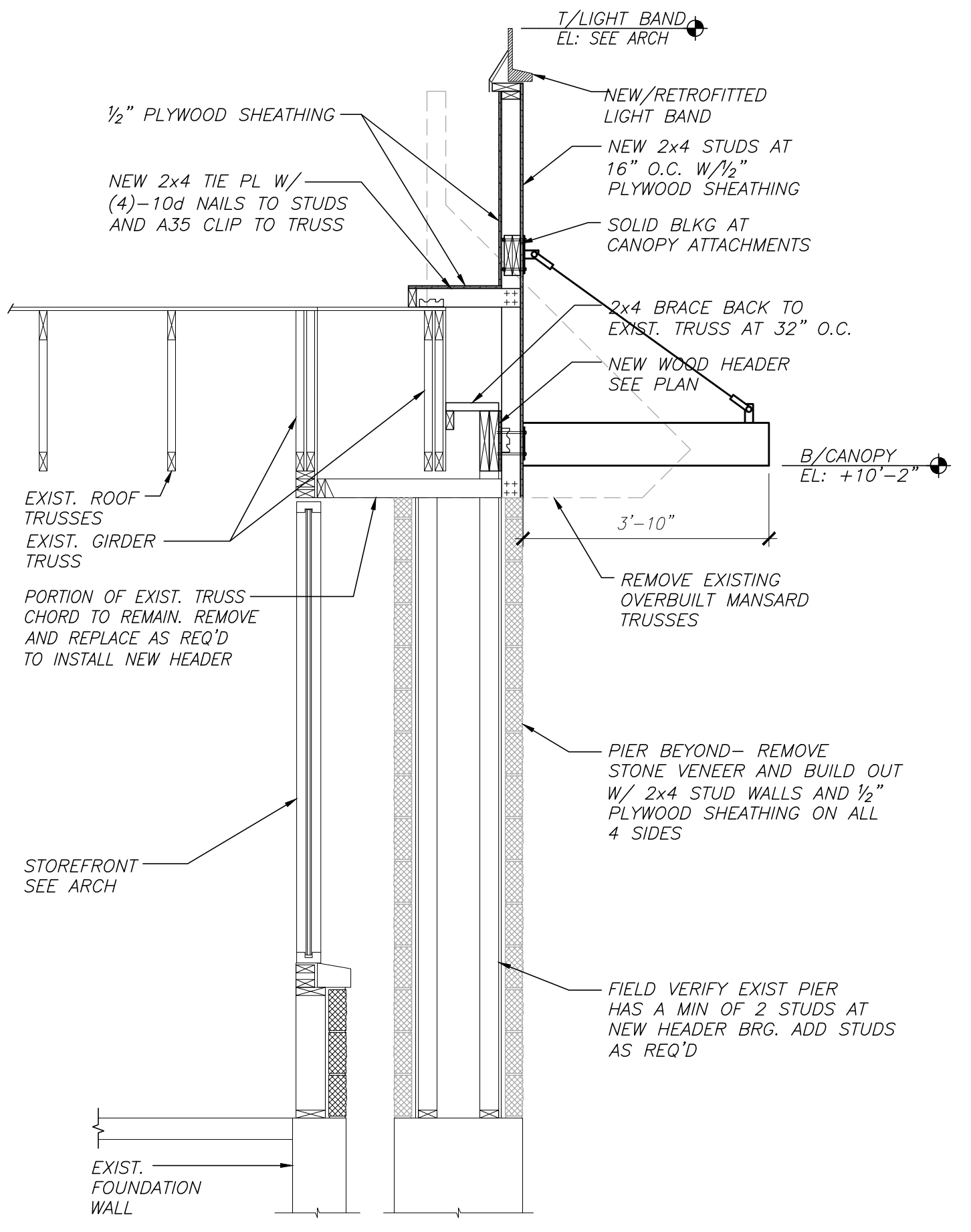
2 TYP. WALL SECTION AT WINDOWS
 S2.1



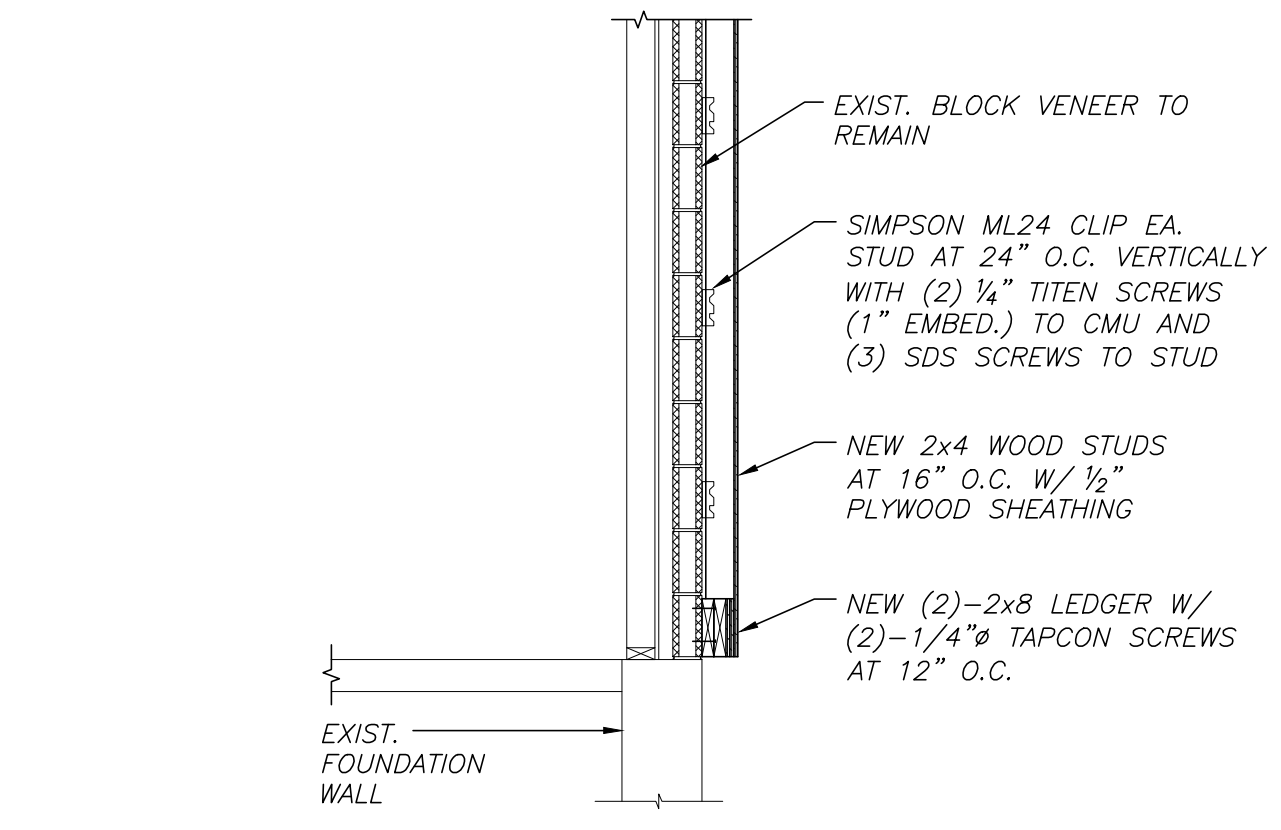
3 WALL SECTION AT DRIVE-THRU
 S2.1



4 WALL SECTION AT TOWER
 S2.1



5 WALL SECTION AT FRONT WALL
 S2.1



6 WALL SECTION AT TOWER PROJECTION
 S2.1

MRV ARCHITECTS, INC. © 2019
 THESE DOCUMENTS ARE THE PROPERTY OF MRV ARCHITECTS, INC. & MAY NOT BE REUSED, COPIED OR REPRODUCED WITHOUT WRITTEN PERMISSION FROM THE AUTHOR.
 DRAWN BY: J. THORSTENSON
 CHECKED BY: M. VALENTINI
 PROJECT No: 21005



ISSUE DATES / REVISIONS		
1	REVISIONS PER CITY COMMENTS	5.18.2021
-	PERMIT / BID SET	4.14.2021
NO.	DESCRIPTION	DATE

© MRV ARCHITECTS, INC. 2018
 THESE DOCUMENTS ARE THE PROPERTY OF MRV ARCHITECTS, INC. & MAY NOT BE REPRODUCED, COPIED OR REPRODUCED WITHOUT WRITTEN PERMISSION FROM THE AUTHOR.

DRAWN BY:	J. THORSTENSON
CHECKED BY:	M. VALENTINI
PROJECT NO:	21005

BURGER KING
 STORE #551
 1313 28TH ST. SW
 WYOMING, MI 49509

FLOOR PLAN & DETAILS

SHEET
A-1
 ONE OF NINE

- ### KEY NOTES
- NEW DOOR & FRAME. SEE SHEET A-7.
 - SUBSTRATE PANELS:
 KITCHEN - CREW - RESTROOMS
 5/8" USG DUROCK PANELS AT FINISH FLOOR TO 2'-0" A.F.F.
 5/8" WATER RESISTANT GYPSUM BOARD FROM 2'-0" A.F.F. TO 6" ABOVE FINISHED CEILING.
 PROVIDE ALTERNATE BID OF 5/8" USG FIBEROCK PANELS IN LIEU OF DUROCK.
 DINING ROOM - CORRIDOR
 5/8" TYPE USG SHEETROCK, X' GYPSUM WALL BOARD.
 FINISH: CORONADO PAINT - LIGHT ORANGE PEEL APPLIED W/CORONADO AIR ASSIST TIP (Z-122KD) OR EQUAL.
 - NEW SERVICE COUNTER. SEE DECOR SHEETS.
 - PROVIDE AND INSTALL NEW URINAL. SEE SHEET P-1.
 - PROVIDE AND INSTALL NEW LAVATORY, WRAP ALL EXPOSED PIPE. SEE SHEET P-1.
 - PROVIDE AND INSTALL NEW WATER CLOSET. SEE SHEET P-1.
 - PROVIDE ADDITIONAL BLOCKING IN WALL BEHIND PLUMBING FIXTURES FOR SUPPORT OF WATER LINES (TYP.)
 - NEW SELF-SERVICE BEVERAGE STATION WITH STAINLESS STEEL TOP. SEE DECOR DRAWINGS FOR MORE INFORMATION. DRINK STATION TO HAVE OPEN TO FLOOR DESIGN OR A TOE KICK THAT CAN BE REMOVED WITHOUT THE USE OF TOOLS.
 - LINE OF NEW AWNING ABOVE. OWNER SUPPLIED & INSTALLED. SEE DETAIL 11/A-5. ALL AWNING DIMENSION ARE TO BE FIELD VERIFIED BY MANUFACTURER PRIOR TO FABRICATION.
 - PROVIDE NEW FLOOR AND BASE TILE. SEE DECOR DRAWINGS.
 - NEW DRIVE THRU WINDOW. READY ACCESS MODEL NO. 275 (SINGLE PANEL SLIDER SERIES - SLIDER SIZE: 47 1/2" W. X 43 1/2" H.). VERIFY WITH OWNER. FIELD VERIFY OPENING SIZE PRIOR TO ORDERING WINDOW. SILL HEIGHT TO MATCH EXISTING.
 - NEW STOREFRONT WITH 1" INSULATED, TEMPERED GLASS. FIELD VERIFY OPENING SIZE PRIOR TO ORDERING STOREFRONT.
 - NEW DRINK DISPENSER. COORDINATE WITH OWNER.
 - G.C. TO VERIFY CONDITION OF EXISTING DOOR. REPAIR AS REQUIRED TO LIKE NEW CONDITION & FULLY OPERATIONAL.
 - G.C. TO BLOCK OUT/INFILL WINDOWS TO ACCOMMODATE REQUIRED ART COLLAGE WALL. SEE DECOR DRAWINGS.
 - EXISTING KITCHEN FLOOR TILE AND BASE TO REMAIN. PATCH/REPAIR/REPLACE FLOOR AND BASE TILE AS REQUIRED PER NEW CONSTRUCTION.
 - PROVIDE KNOX BOX WITH KEY TO DOOR 3.

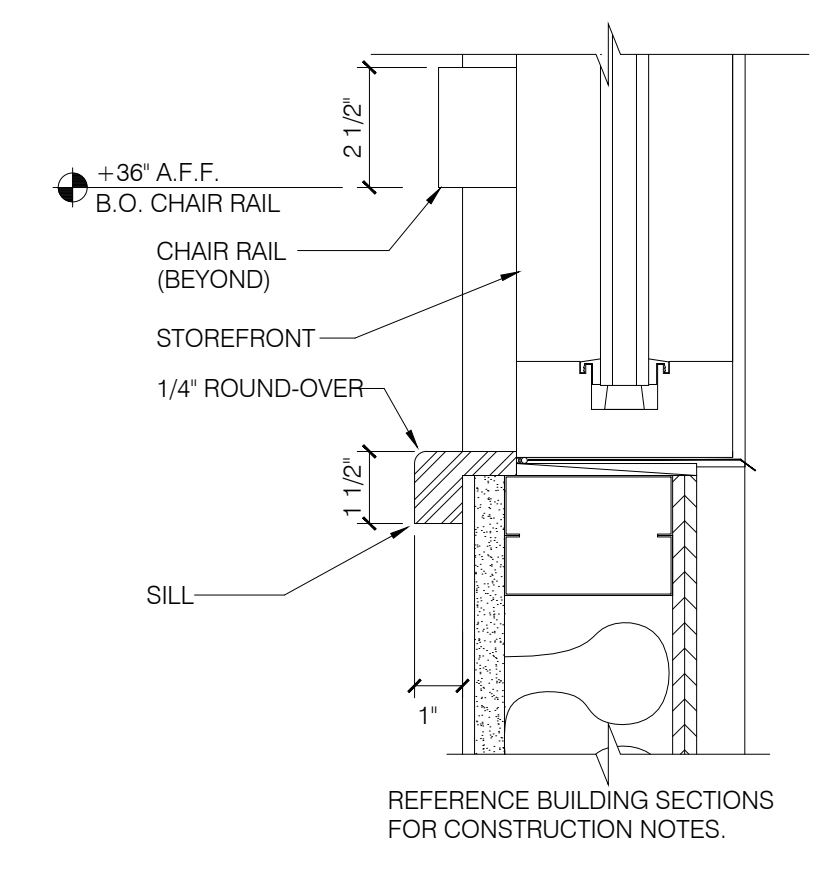
- ### WALL TYPE LEGEND
- EXISTING EXTERIOR & INTERIOR WALL TO REMAIN
 FINISH AS SCHEDULED
 - NEW FRAMING FOR TOWER
 TYEK BUILDING WRAP
 3/4" EXTERIOR GRADE PLYWOOD
 REFER TO STRUCTURAL DWGS. FOR FRAMING INFO.
 3/4" EXTERIOR GRADE PLYWOOD
 FINISH AS SCHEDULED
 - NEW EXTERIOR WALL
 INFILL WALL TO MATCH EXISTING ADJACENT WALL
 3/4" EXTERIOR GRADE PLYWOOD
 WD STUD FLOORING FRAMING TO MATCH EXISTING EXTERIOR WALL WIDTH.
 FRAMING WITH BATT R-20 INSULATION TO MATCH ADJACENT WALL THICKNESS (V.I.F.). NEW WALL TO BE FLUSH WITH EXISTING, ADJACENT WALLS
 3/4" GYPSUM BOARD
 FINISH AS SCHEDULED
 - NEW INTERIOR WALL
 4" OR 6" WD. STUD FRAMING @ 16" O.C. (PER PLAN)
 3/4" SUBSTRATE (AS SCHEDULED)
 FINISH AS SCHEDULED

- ### RESPONSIBILITY CHART
- OWNER SUPPLIED, G.C. INSTALLED:**
- DECOR PACKAGE (G.C. TO USE DECOR VENDOR FOR INSTALL)
 - LIGHT FIXTURES (INTERIOR, EXTERIOR, SITE)
- OWNER SUPPLIED & OWNER INSTALLED:**
- EXTERIOR LIGHT BAND (E.C. TO PROVIDE POWER TO LIGHT BAND TRANSFORMERS)
 - EXTERIOR SIGNAGE
 - EXTERIOR AWNINGS
 - TVs (G.C. TO PROVIDE POWER)

G.C. GENERAL NOTE

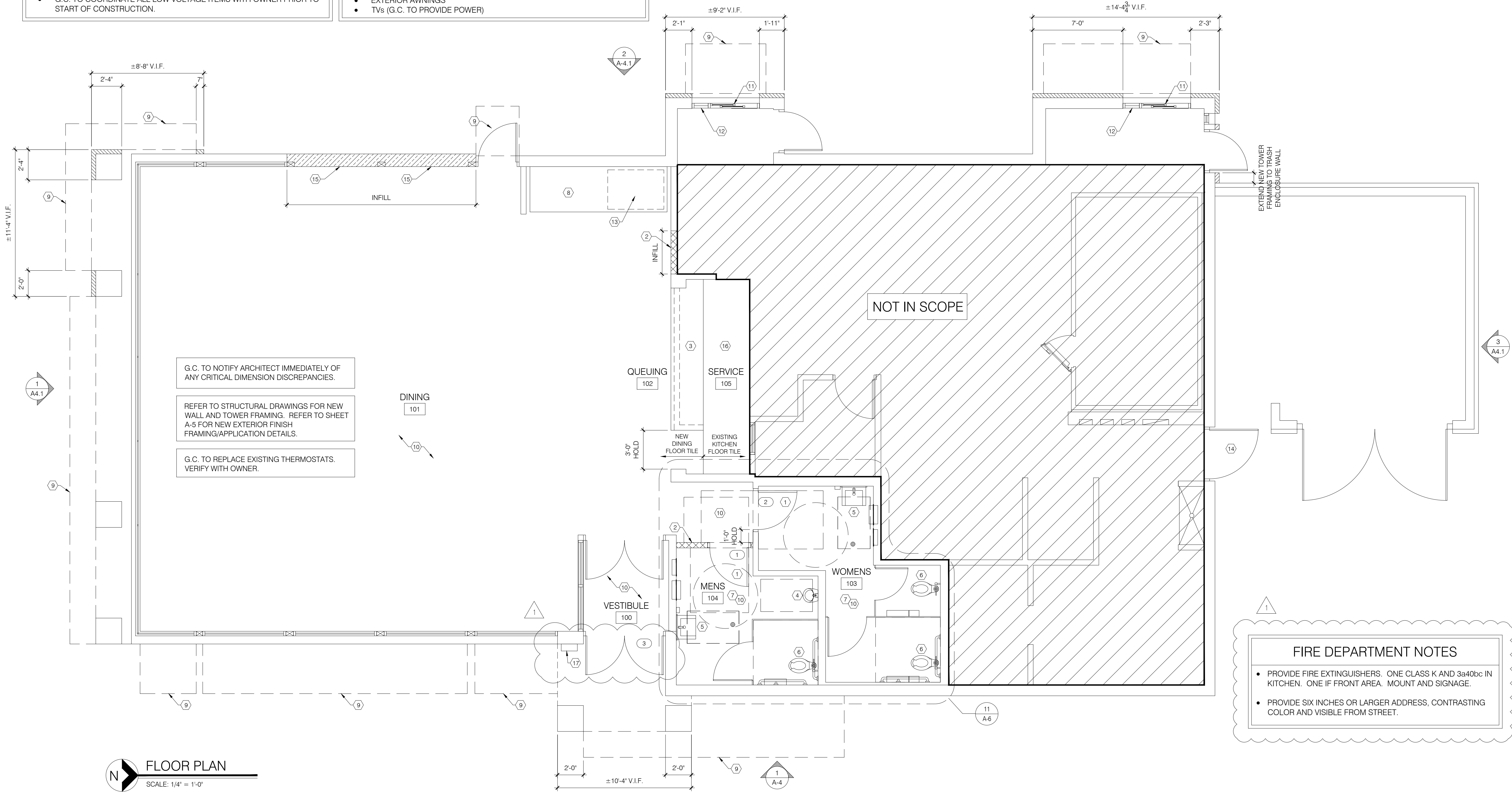
G.C. DUST BARRIER NOTE:
 G.C. TO BUILD A DUST BARRIER PRIOR TO THE START OF CONSTRUCTION, SEPARATING THE KITCHEN AREAS FROM THE CONSTRUCTION AREAS. IF A SECONDARY EXIT DOES NOT EXIST, G.C. TO PROVIDE A STUD & PLYWOOD DUST BARRIER WALL WITH A DOOR FOR ACCESS OUT OF THE KITCHEN. THIS WALL NEEDS TO PROVIDE A COMPLETE DUST BARRIER. A PLASTIC BARRIER IS NOT ACCEPTABLE.

- ### GENERAL NOTES
- EXTERIOR DIMENSIONS ARE TO FACE OF MASONRY. INTERIOR DIMENSIONS ARE TO FINISH.
 - ALL ANGLED WALLS ARE AT 90° UNLESS OTHERWISE NOTED.
 - FIRE EXTINGUISHER, SHALL COMPLY WITH APPLICABLE BUILDING CODES AND LOCAL RESTRICTIONS.
 - ON DAY (1) OF CONSTRUCTION & UPON COMPLETION OF CONSTRUCTION, G.C. TO JET ALL DRAIN LINES, CAMERA AND IDENTIFY ANY UNDERGROUND ISSUES & PROVIDE CHANGE ORDER FOR REPAIRS.
 - IF STOREFRONT DOORS ARE TO REMAIN, G.C. IS RESPONSIBLE FOR THEIR CONDITION DURING THE REMODEL PROCESS.



1 SILL & CHAIR RAIL DETAIL
 SCALE: 3" = 1'-0"

- ### LOW VOLTAGE NOTES
- G.C. TO COORDINATE ALL LOW VOLTAGE ITEMS WITH OWNER PRIOR TO START OF CONSTRUCTION.



FLOOR PLAN
 SCALE: 1/4" = 1'-0"

- ### FIRE DEPARTMENT NOTES
- PROVIDE FIRE EXTINGUISHERS. ONE CLASS K AND 3a40bc IN KITCHEN. ONE IF FRONT AREA. MOUNT AND SIGNAGE.
 - PROVIDE SIX INCHES OR LARGER ADDRESS, CONTRASTING COLOR AND VISIBLE FROM STREET.

LIGHT FIXTURE SCHEDULE				
TYPE	MANUFACTURER	CATALOG NO.	WATTAGE	REMARKS
A	NAUTICAL	BK304 & SP305-18-600-927-03 SHAKER PENDANT LAMP, LED EDISON STYLE 10 WATT	10	PROVIDED BY OWNER, GC INSTALLED SEE DECOR 'D' DRAWINGS FOR EXACT LOCATIONS AND MOUNTING HEIGHTS
B	NAUTICAL	BK305 & LED 8W EDISON INCANDESCENT LED CLEAR ANTIQUE STYLE 6 WATT BRONZE CAGE PENDANT LIGHT	6	PROVIDED BY OWNER, GC INSTALLED SEE DECOR 'D' DRAWINGS FOR EXACT LOCATIONS AND MOUNTING HEIGHTS
C4	TRIM COLORS DIFFER REFER TO 'D' DRAWINGS FOR COLORS	LB4A 6L 30K 9 WH / IBXQL	9	4" DIA. RECESSED DOWN LIGHT, WHITE FINISH PROVIDED BY OWNER, GC INSTALLED
D4	TRIM COLORS DIFFER REFER TO 'D' DRAWINGS FOR COLORS	LB4A 6L 30K 9 WH / IBXQL	9	4" DIA. ADJUSTABLE RECESSED WALL WASHER PROVIDED BY OWNER, GC INSTALLED
G		SP34378 2B-930F ISSN 2" LED ROUND DOWN LIGHT	11	RECESSED DOWN LIGHT AT TRELLIS SOFFIT PROVIDED BY OWNER, GC INSTALLED SEE DECOR 'D' DRAWINGS FOR EXACT LOCATIONS
L		RWSC30LED-WD-PS-MT (UP/DOWN)	30	SURFACE MOUNTED EXTERIOR WALL SCONCE, BOTTOM OF 'L' LIGHT @ 9'-0" A.F.F. PROVIDED BY OWNER, GC INSTALLED
LD		RWSC30LED-UP-PS-MT (DOWN ONLY)	30	MOUNTED INSIDE CANOPIES PROVIDED BY OWNER, GC INSTALLED
N		WGH-11U-M	41	PERMALTER LED EXTERIOR WALLPACK PROVIDED BY OWNER, GC INSTALLED
EM		EV4-02L	2.1	EMERGENCY LIGHT PROVIDED BY OWNER, GC INSTALLED
EX		CCPRC	3.56	LED COMBINATION EXIT/EMERGENCY LIGHT PROVIDED BY OWNER, GC INSTALLED
ORH		CORD	2	LED DOUBLE HEAD OUTDOOR REMOTE WBASE PROVIDED BY OWNER, GC INSTALLED
S		LED DOWNLIGHT MODULE WET LOCATION LB6LED10L	12	PROVIDED BY OWNER, GC INSTALLED
RS-LB	LEKTRON	HLG-240H-24A	120-140	TO BE PLACED BETWEEN DRIVE-THRU TOWERS TO BE PLACED AT REAR ELEVATION

NOTES:

- REFER TO LIGHTING PLAN FOR PROJECT SPECIFIC TYPES & QUANTITIES.
- PENDANT FIXTURES MUST BE CENTERED OVER TABLE TOPS. COORDINATE WITH DECOR DRAWINGS.
- CONTRACTOR TO NOTIFY LIGHTING SUPPLIER OF THE FOLLOWING: ALL FIXTURE TYPES WILL BE REQUIRED TO BE LENSED AT THE SERVICE AREA LOCATION AND OVER THE SELF-SERVE DRINK AREA. ALL FIXTURE TYPES WILL REQUIRE A LENS OR TUBE GUARD AT THOSE LOCATIONS.

GENERAL NOTES

- ALL DIMENSIONS SHOWN ON CEILING PLAN ARE FROM FACE OF WALL FINISH UNLESS NOTED OTHERWISE.
- THE REFERENCE HEIGHTS INDICATED ON PLAN ARE FROM APPROXIMATE FINISH FLOOR (A.F.F.).
- G.C. TO COORDINATE DINING ROOM LIGHTING WITH APPROVED INTERIOR DECOR DRAWINGS.
- CONTRACTOR SHALL VERIFY FIXTURE QUANTITIES AND ALSO MAKE PROPER ADJUSTMENTS FOR ANY CHANGES IN PLAN DUE TO ADDITIONAL REQUIREMENTS, LOCAL CODES, ETC.
- ALL FIXTURES SHALL BE LOCATED IN THE CENTER OF CEILING TILES UNLESS NOTED OTHERWISE.
- REFERENCE INTERIOR DECOR SHEETS FOR FINISH SPECIFICATIONS.
- CONTRACTOR TO COORDINATE PENDANT LIGHT LOCATIONS WITH DECOR SUPPLIER DRAWINGS.

GENERAL CONTRACTOR NOTES

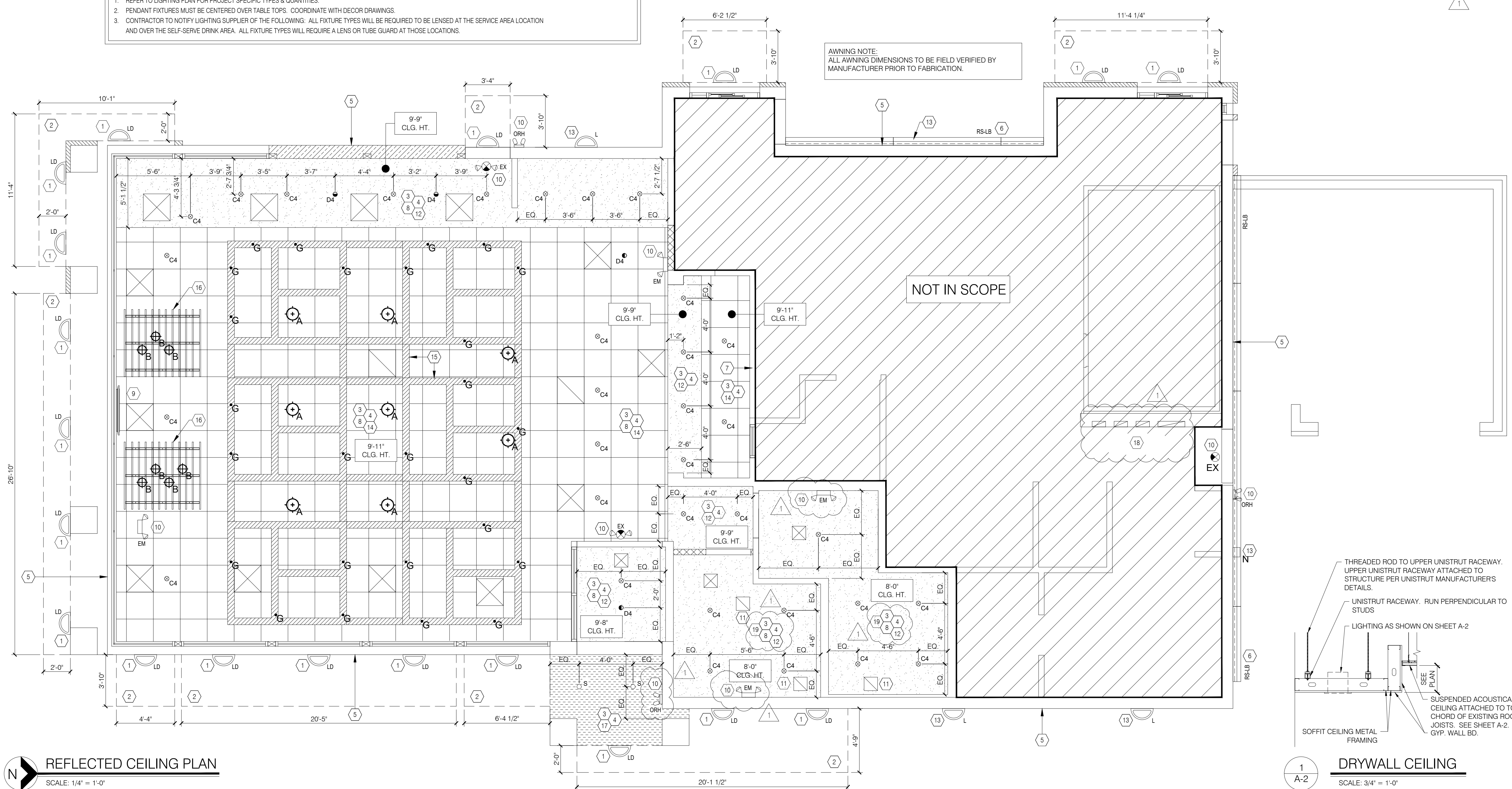
- G.C. TO INSURE THAT ALL HVAC RETURN AIR DUCTS ARE COVERED DURING THE CONSTRUCTION PROCESS TO MINIMIZE CONSTRUCTION DUST FROM ENTERING THE HVAC SYSTEM.
- G.C. TO CHANGE FILTERS AND CLEAN HVAC UNITS AT END OF THE CONSTRUCTION PROJECT.
- G.C. TO INSURE ALL EXTERIOR FIXTURES ARE PROPERLY POWERED. G.C. TO TEST AND MAKE ALL FIXTURE CIRCUITS OPERATIONAL.

CEILING SYMBOLS LEGEND

SYMBOL	DESCRIPTION
	SUPPLY AIR DIFFUSERS MANUFACTURER: METALAIRE FINISH: 100% ALUMINUM
	RETURN AIR GRILLES MANUFACTURER: METALAIRE FINISH: 100% ALUMINUM
	BATHROOM EXHAUST FAN GRILLES MANUFACTURER: METALAIRE FINISH: 100% ALUMINUM

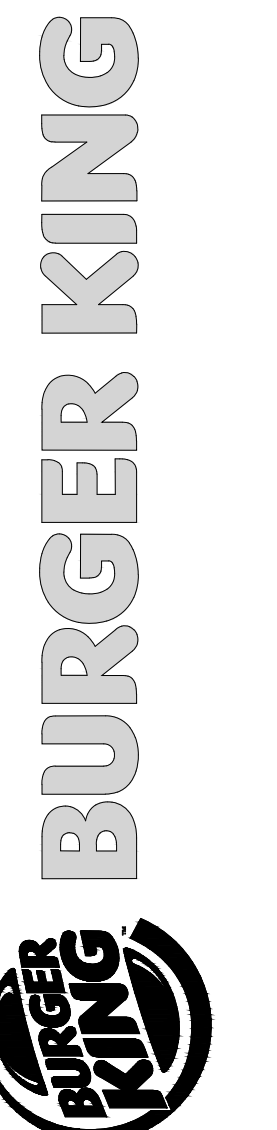
KEYED NOTES

- NEW EXTERIOR WALL SCONCE, MOUNTED INSIDE CANOPIES TO REPLACE PREVIOUS MANSARD SOFFIT LIGHTS. CONNECT TO PREVIOUS MANSARD SOFFIT LIGHTING CIRCUIT. VERIFY LOAD ON EXISTING CIRCUIT TO ENSURE CORRECT OVER CURRENT PROTECTION. FIELD VERIFY REQUIREMENTS. FIXTURE IS OWNER SUPPLIED, G.C. INSTALLED.
- NEW PREFABRICATED METAL AWNING. SEE DETAIL 11/A-5 FOR MORE INFORMATION. ALL AWNING DIMENSIONS TO BE FIELD VERIFIED BY MANUFACTURER PRIOR TO FABRICATION. AWNING IS OWNER SUPPLIED AND INSTALLED.
- EXTEND EXISTING LIGHTING CIRCUIT TO NEW LIGHT FIXTURES AND CONNECT AS REQUIRED TO CIRCUIT MADE AVAILABLE AFTER REMOVAL OF EXISTING LIGHT FIXTURES. SEE DEMOLITION PLANS FOR ADDITIONAL INFORMATION. VERIFY LOAD ON EXISTING CIRCUIT TO ENSURE CORRECT OVER CURRENT PROTECTION. FIELD VERIFY REQUIREMENTS.
- NEW LED LIGHT FIXTURES IN DINING, VESTIBULE, SERVICE AREA, & RESTROOMS, SUPPLIED BY OWNER, INSTALLED BY G.C. PROVIDE NEW DOWN LIGHTS AS INDICATED. CONNECT TO EXISTING LIGHTING CIRCUIT AS REQUIRED. VERIFY LOAD ON EXISTING CIRCUIT TO ENSURE CORRECT OVER-CURRENT PROTECTION. FIELD VERIFY REQUIREMENTS.
- NEW LED LIGHT BAND ON EXTERIOR FACADE. SEE EXTERIOR ELEVATIONS AND DETAIL 1/A-5 FOR MORE INFORMATION. OWNER TO PROVIDE AND INSTALL. E.C. TO PROVIDE POWER TO LIGHT BAND TRANSFORMERS.
- RACING STRIPE LIGHTBAND (WALL WASH LIGHTBAND WITH CONTINUOUS LED ELEMENT). SEE LEKTRON SPEC SHEET AND INSTALLATION GUIDE. LIGHTBAND IS OWNER SUPPLIED, G.C. INSTALLED.
- EXISTING MENU BOARD SOFFIT/BULKHEAD TO BE RE-FINISHED. SEE DECOR DRAWINGS FOR MORE INFORMATION.
- EXISTING DIFFUSERS TO BE REPLACED THROUGHOUT DINING AREA, VESTIBULES, SERVICE AREA & RESTROOMS. ADJUST LOCATIONS AS NECESSARY FOR NEW WALLS, CEILINGS, ETC. EXISTING AIR DEVICES IN SEATING AREA TO BE REMOVED AND REPLACED WITH NEW AIR DEVICES OF SAME TYPE. MAINTAIN EXISTING CFM AND RECONNECT TO EXISTING DUCTWORK. ADD DUCT EXTENSION, HVAC SUPPLY AND DIFFUSER TO NEW VESTIBULES IF REQUIRED. GC TO ASSURE THAT PROPER HEATING/COOLING IS PROVIDED IN VESTIBULES, AND BOTH MEN'S & WOMEN'S RESTROOMS.
- NEW TV, PROVIDED & INSTALLED BY OWNER. SEE ELECTRICAL SHEETS AND DECOR SHEETS. E.C. TO PROVIDE ROUGH-IN AND FINAL CONNECTION FOR NEW TV. FIELD VERIFY DEVICE TYPE, MOUNTING HEIGHT, AND LOCATION WITH OWNER PRIOR TO ROUGH-IN. FIELD VERIFY ALL REQUIREMENTS.
- NEW EXIT SIGNS & EMERGENCY LIGHTS THROUGHOUT TO REPLACE EXISTING. E.C. TO VERIFY EXISTING EXIT AND EMERGENCY EGRESS LIGHTING MEETS CURRENT ELECTRIC CODE. IF EXISTING FIXTURES DO NOT MEET CODE, E.C. SHALL FURNISH AND INSTALL NEW FIXTURES TO MEET CURRENT CODE REQUIREMENTS. NEW FIXTURES SHALL BE CONNECTED TO EXISTING CIRCUITRY.
- E.C. TO SUPPLY & INSTALL. NEW EXHAUST FAN, CONNECT TO EXISTING CIRCUIT. FIELD VERIFY REQUIREMENTS. COORDINATE WITH MECHANICAL CONTRACTOR.
- NEW GYP. BOARD CEILING TO BE PAINTED. SEE DECOR DRAWINGS FOR MORE INFORMATION. PATCH/REPAIR EXISTING ADJACENT WALLS AS REQUIRED FOR NEW CEILING.
- NEW EXTERIOR WALL SCONCE/WALL PACK TO REPLACE PREVIOUS WALL PACK/MANSARD SOFFIT LIGHTS. CONNECT TO PREVIOUS WALL PACK/MANSARD SOFFIT LIGHTING CIRCUIT. VERIFY LOAD ON EXISTING CIRCUIT TO ENSURE CORRECT OVER CURRENT PROTECTION. FIELD VERIFY REQUIREMENTS. LIGHTING IS OWNER SUPPLIED, G.C. INSTALLED.
- REPLACE CEILING TILES AND CEILING GRID IN DINING AREA AND SERVICE AREA. NEW CEILING TILES & GRID PER SPEC ON DECOR DRAWINGS.
- LOW PROFILE TRELLIS SOFFIT BY SEATING CONCEPTS. HUNG BY G.C. TRELLIS SOFFIT TO BE ATTACHED TO TOP CHORD OF EXISTING ROOF TRUSSES WITH UNISTRUT. SEE 'D' DRAWINGS FOR ADDITIONAL INFORMATION.
- PERGOLA SOFFIT BY SEATING CONCEPTS. HUNG BY G.C. PERGOLA SOFFIT TO BE ATTACHED TO TOP CHORD OF EXISTING ROOF TRUSSES WITH UNISTRUT. SEE 'D' DRAWINGS FOR ADDITIONAL INFORMATION.
- EXTERIOR SOFFIT ABOVE ENTRY TO BE HARDIESOFFIT VENTED SMOOTH PANELS. COLOR: CEDAR BARK.
- G.C. TO PROVIDE TIMECLOCK AUTOMATED CONTROLS FOR ALL DINING ROOM LIGHT FIXTURES AT ELECTRICAL PANELS.
- G.C. TO PROVIDE OCCUPANCY SENSORS AT RESTROOM LIGHT FIXTURES AND EXHAUST FANS. SEE DETAIL 2/E-1 & 3/E-1.



REFLECTED CEILING PLAN
SCALE: 1/4" = 1'-0"

1 DRYWALL CEILING
SCALE: 3/4" = 1'-0"



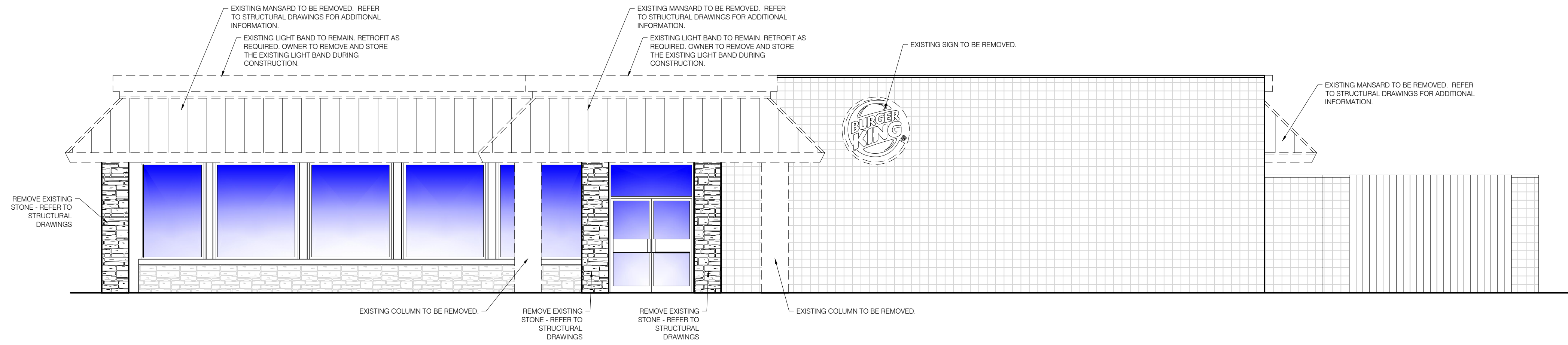
ISSUE DATES / REVISIONS		
1	REVISIONS PER CITY COMMENTS	5.18.2021
-	PERMIT / BID SET	4.14.2021
NO.	DESCRIPTION	DATE:

© MRV ARCHITECTS, INC. 2018
 THESE DOCUMENTS ARE THE PROPERTY OF MRV ARCHITECTS, INC. & MAY NOT BE REPRODUCED, COPIED OR REPRODUCED WITHOUT WRITTEN PERMISSION FROM THE AUTHOR.

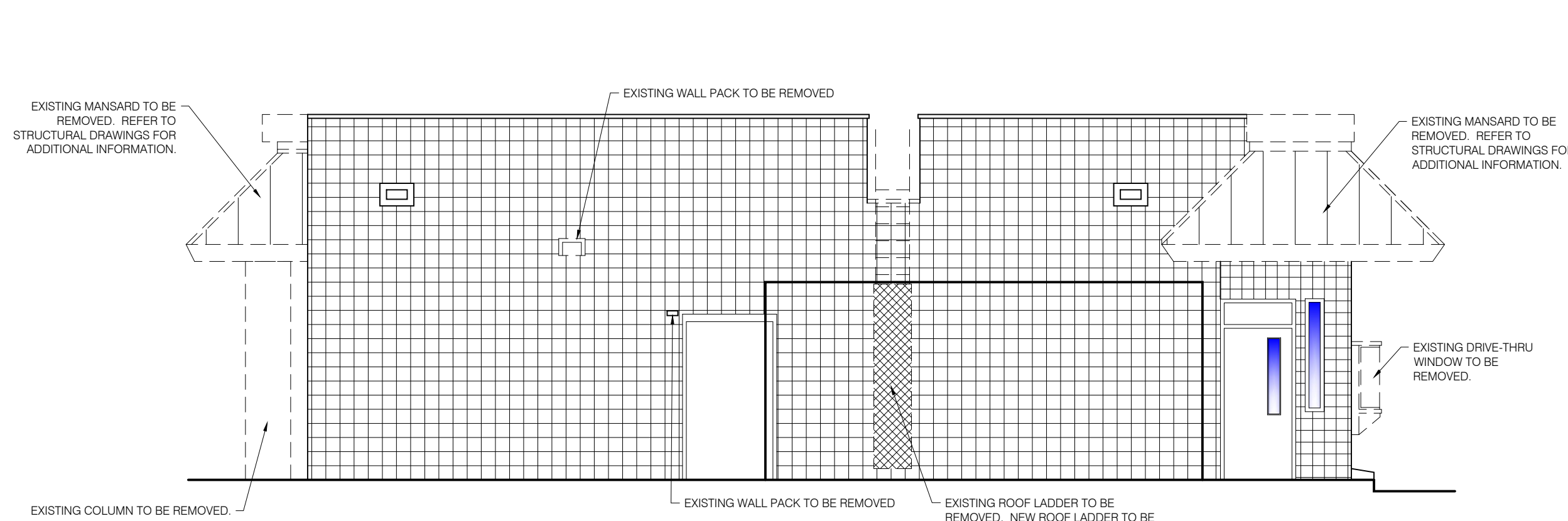
DRAWN BY: J. THORSTENSON
 CHECKED BY: M. VALENTINI
 PROJECT NO: 21005

BURGER KING
 STORE #551
 1313 28TH ST. SW
 WYOMING, MI 49509

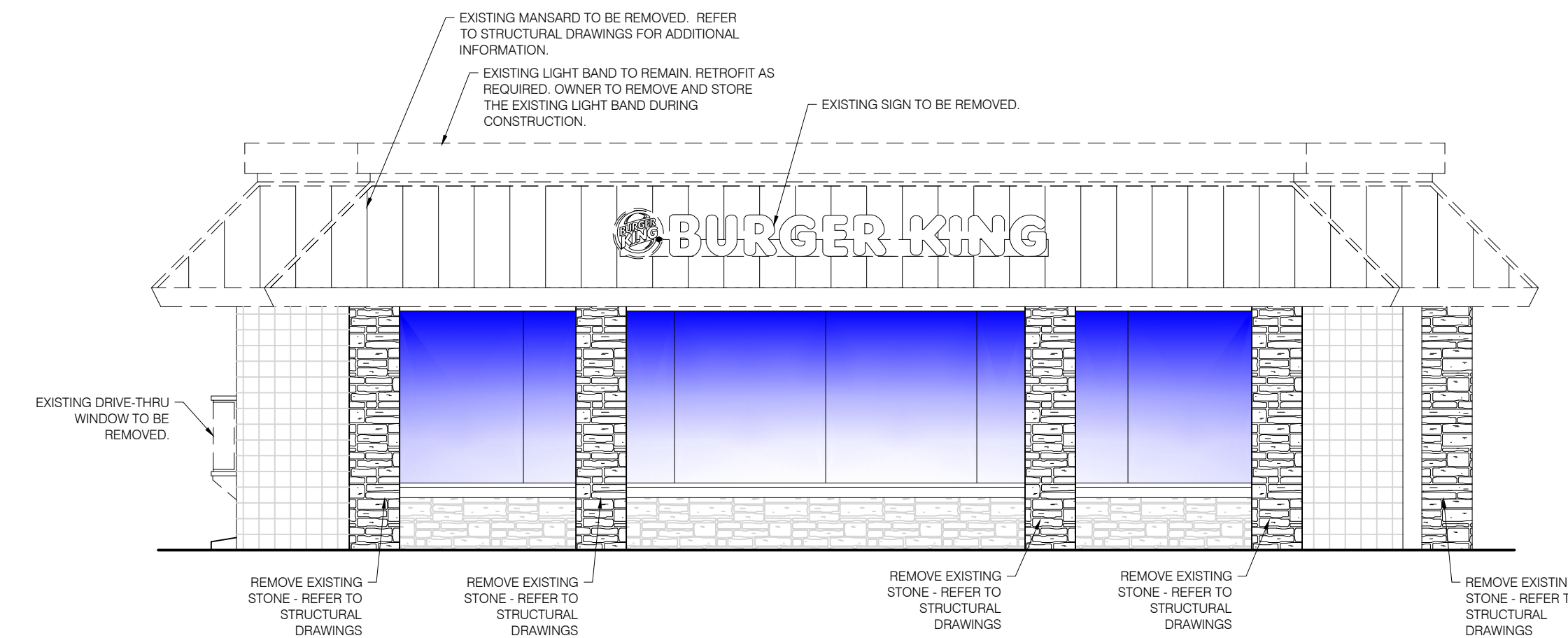
CEILING PLAN & DETAILS



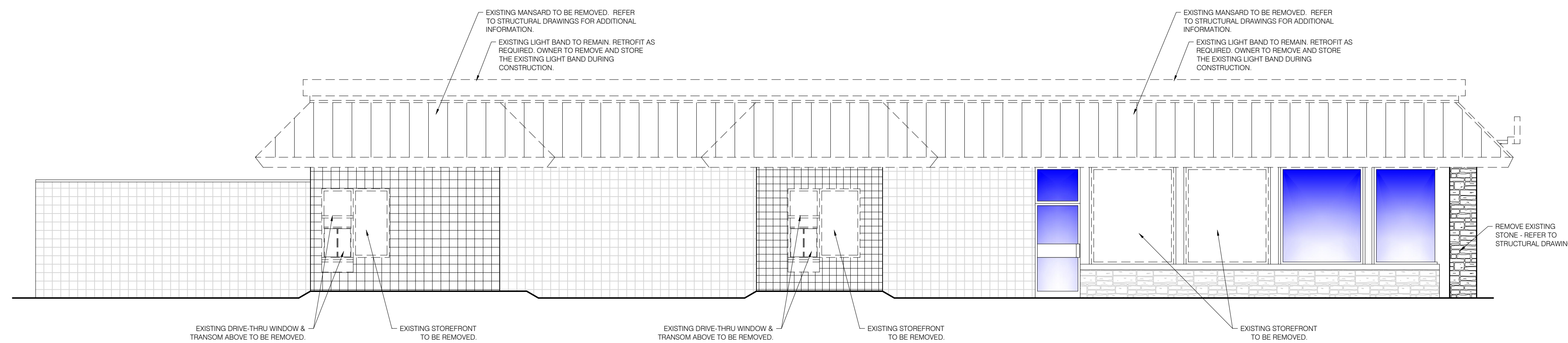
1 EAST ELEVATION
A-3 SCALE: 3/16" = 1'-0"



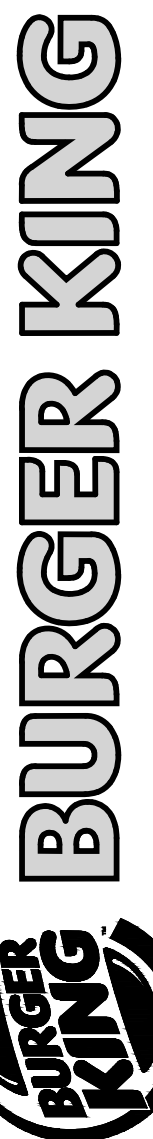
2 NORTH ELEVATION
A-3 SCALE: 3/16" = 1'-0"



3 SOUTH ELEVATION
A-3 SCALE: 3/16" = 1'-0"



4 WEST ELEVATION
A-3 SCALE: 3/16" = 1'-0"



ISSUE DATES / REVISIONS		
1	REVISIONS PER CITY COMMENTS	5.18.2021
-	PERMIT / BID SET	4.14.2021
NO.	DESCRIPTION	DATE

MRV ARCHITECTS, INC. 0018
THESE DOCUMENTS ARE THE PROPERTY OF MRV ARCHITECTS, INC. & MAY NOT BE REUSED, COPIED OR REPRODUCED WITHOUT WRITTEN PERMISSION FROM THE AUTHOR.

DRAWN BY:	J. THORSTENSON
CHECKED BY:	M. VALENTINI
PROJECT NO:	21005

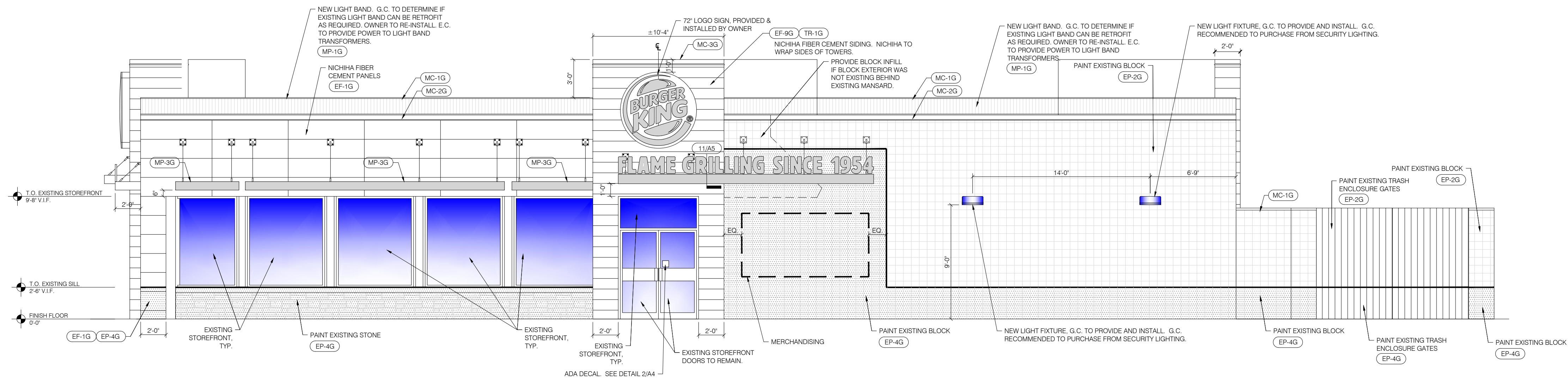
BURGER KING
STORE #551
1313 28TH ST. SW
WYOMING, MI 49509

EXISTING EXTERIOR
ELEVATIONS

SHEET

A-3

THREE OF NINE



1 EAST ELEVATION
 A-4 SCALE: 3/16" = 1'-0"

SIGN INSTALLER TO APPLY FOR SEPARATE PERMIT FOR ALL EXTERIOR SIGNAGE

EXTERIOR FINISH SCHEDULE							
CODE	MATERIAL	LOCATION	MANUFACTURER	DESCRIPTION		DIMENSION	ADDITIONAL INFORMATION
				PRODUCT	COLOR		
ECT-1G	EXTERIOR CERAMIC TILE	ACCENT AT BUILDING FRONT	GRANITE FIANDRE/EUROWEST	SENSIBLE STONE ED5052 (USE WITH EGR-4G)	RED NATURAL STACKED BOND PATTERN	12" X 24"	CONTACT: JOY DETER AT EUROWEST PHONE: 714.309.9551 CONTACT: JOY KLEIN AT TRANS CERAMICA EMAIL: JKLEIN@TRANSCERAMICA.COM PHONE: 813.334.3302
EF-1G	FIBER CEMENT SIDING PANELS	GENERAL	NICHIHA FIBER CEMENT	NICHIHA TUFFBLOCK	PREPAINTED TO MATCH EP-2G PPG "DESSERT DUNE" STACKED BOND PATTERN	18" X 6'	CONTACT: NICHIHA CUSTOMER SERVICE 770.805.9466 EMAIL: BK@NICHIHA.COM NOTE: INSTALL PER MANUFACTURER'S SPECIFICATIONS VERTICAL APPLICATIONS ONLY (NOT FOR USE ON SOFFITS)
EF-9G	EXTERIOR FINISH FIBER CEMENT	EXTERIOR SIGN ARCHONS	NICHIHA FIBER CEMENT	VINTAGE WOOD EF762	CEDAR	18" X 10'	CONTACT: NICHIHA CUSTOMER SERVICE 770.805.9466 EMAIL: BK@NICHIHA.COM NOTE: INSTALL PER MANUFACTURER'S SPECIFICATIONS. VERTICAL SEAMS SHALL BE MINIMIZED. ALL SPANS OF 10' OR MORE SHALL HAVE VERTICAL CAULKED SEAMS ALIGNED IN THE CENTER OF THE ARCHON. SEAMS TO BE CAULKED WITH EC-1G OR USE "H-MOLD" FACTORY TRIMS. ALL TRIMS SHALL BE FACTORY PAINTED TO MATCH PANELS. VERTICAL APPLICATIONS ONLY (NOT FOR USE ON SOFFITS)
TR-1G	ALUMINUM TRIMS						
EC-1G	EXTERIOR CAULK		ADSEAL PRODUCTS	ADSEAL 458-63	"VINTAGE WOOD CEDAR"		CONTACT: MATT KLINGE AT ADFAST 314.753.0964 MATT.KLINGE@ADFASFCORP.COM NOTE: USE WITH EF-9G
EP-2G	EXTERIOR PAINT	EXTERIOR GENERAL	PPG	PRIMER: 17-921 PAINT: 6-2045XI	"DESERT DUNE" 1023-4 = "TANNERS TALUPE" PPG1023-4		CONTACT: KEVIN LASTACY @ PPG CORPORATE NATIONAL ACCOUNTS MANAGER 616.335.3259 EMAIL: KLASTACY@PPG.COM
EP-4G	EXTERIOR PAINT	EXTERIOR WAINSCOT		PRIMER: 17-921 PAINT: 6-2045XI	"GRANITE" 1022-6 = "MONTERREY CLIFFS" 10YY 14/080		
EP-8BG	EXTERIOR PAINT	METAL COPING AT ARCHON TOWERS		PRIMER: 17-921 PAINT: 6-2045XI	"CARAVEL BROWN" 1079-6 = "CEDAR" CUSTOM FORMULA		
EXT-1G	EXTERIOR PAINT	POLES & SIGNS		PRIMER: 90-712 PAINT: 90-353	BLACK		
EGR-4G	GROUT	CERAMIC TILE		CUSTOM BUILDING PRODUCTS	POLYBLEND SANDED (USE WITH ECT-1G)	#335 WINTER GRAY	
MC-1G	METAL COPING	TOP OF LIGHT BAND WALL CAP	W.P. HICKMAN SYSTEMS, INC.	PERMA SNAP PLUS	A-30 "SILVERSMITH"		CONTACT: W.P. HICKMAN COMPANY PHONE: 828.676.1700 WEBSITE: WWW.WPH.COM
MC-2G	METAL COPING	BELOW LIGHT BAND			FACTORY FINISH TO MATCH EP-2G PPG "TANNERS TALUPE"		
MC-3G	METAL COPING	TOP OF ARCHON			COPING TO BE PAINTED EP-8G PPG "CEDAR"		
MP-1G	PARAPET LIGHT BAND		LEKTRON *SEE APPROVED SIGN SUPPLIERS	LED LIGHT BAND		*SEE PLANS	PRODUCT INFORMATION: CONTACT: KEVIN RUBOTTOM AT LEKTRON PHONE: 800.634.4059 OR 918.622.4978, EXT. 302 EMAIL: JFITZWILSON@LEKTRONINC.COM
MP-3G	METAL CANOPY	ABOVE DOORS & WINDOWS	*SEE APPROVED CANOPY SUPPLIERS	CUSTOM METAL CANOPY	COLOR: CLEAR ANODIZED	*SEE PLANS	OWNER SUPPLIED, OWNER INSTALLED. ALL AWNING DIMENSIONS TO BE FIELD VERIFIED BY MANUFACTURER PRIOR TO FABRICATION.
RS-LB	RACING STRIPE LIGHTBAND	WALL MOUNTED	LEKTRON	WALL MOUNTED/WALL WASH LIGHTBAND WITH CONTINUOUS LED ELEMENT *SEE LEKTRON 'RS SPEC SHEET' & RACING STRIPE INSTALLATION GUIDE	COLOR: GRAY (CLEAR ANODIZED APPEARANCE)	7" DEEP X 8" WIDE IN 8 SECTIONS	PRODUCT INFORMATION: CONTACT: JOHN FITZWILSON AT LEKTRON PHONE: 800.634.4059 OR 918.622.4978, EXT. 302 EMAIL: JFITZWILSON@LEKTRONINC.COM



ROOF NOTES:
 G.C. TO PROTECT EXISTING ROOF DURING CONSTRUCTION. PATCH AS REQUIRED AT AREAS OF NEW PARAPET TIE INS.

G.C. TO VERIFY EXISTING ROOF DRAINAGE AND ASSURE EXISTING ROOF DRAINAGE IS SUFFICIENT AND FULLY OPERATING. NOTIFY ARCHITECT IMMEDIATELY IF EXISTING NEEDS MODIFICATION OR IS INSUFFICIENT.

- GENERAL NOTES**
- G.C. TO INSURE ALL EXISTING ROOF DRAINS ARE CLEAR AND PROPERLY CONNECTED.
 - LIGHTING IS SUPPLIED AND INSTALLED BY G.C. AWNINGS & LIGHT BANDS ARE OWNER SUPPLIED & INSTALLED. E.C. TO PROVIDE POWER TO LIGHT BAND TRANSFORMERS.
 - SEE SHEET A-5 FOR NEW EXTERIOR FINISH DETAILS.
 - ALL AWNING DIMENSIONS TO BE FIELD VERIFIED PRIOR TO FABRICATION.
 - SIGNS ARE OWNER SUPPLIED & INSTALLED. SIGNS WILL BE APPLIED FOR UNDER SEPARATE PERMIT BY THE SIGN MANUFACTURER / INSTALLER.
 - G.C. TO INSURE ALL EXTERIOR FIXTURES ARE PROPERLY POWERED. G.C. TO TEST AND MAKE ALL FIXTURE CIRCUITS OPERATIONAL.
 - G.C. RESPONSIBLE FOR CONDITION OF ANY EXISTING DOORS TO REMAIN DURING THE REMODEL PROCESS.
 - G.C. TO VERIFY PROPER ROOF DRAINAGE - MODIFY AS REQUIRED.

BURGER KING



ISSUE DATES / REVISIONS		
NO.	DESCRIPTION	DATE
1	REVISIONS PER CITY COMMENTS	5.18.2021
-	PERMIT / BID SET	4.14.2021

© MRV ARCHITECTS, INC. 2018
 THESE DOCUMENTS ARE THE PROPERTY OF MRV ARCHITECTS, INC. & MAY NOT BE REPRODUCED, COPIED OR REPRODUCED WITHOUT WRITTEN PERMISSION FROM THE AUTHOR.

DRAWN BY: J. THORSTENSON
 CHECKED BY: M. VALENTINI
 PROJECT NO: 21005

BURGER KING
 STORE #551
 1313 28TH ST. SW
 WYOMING, MI 49509

PROPOSED EXTERIOR ELEVATIONS



ISSUE DATES / REVISIONS

NO.	DESCRIPTION	DATE
1	REVISIONS PER CITY COMMENTS	5.18.2021
-	PERMIT / BID SET	4.14.2021

NO.	DESCRIPTION	DATE
1	REVISIONS PER CITY COMMENTS	5.18.2021
-	PERMIT / BID SET	4.14.2021

© MRV ARCHITECTS, INC. 2018
THESE DOCUMENTS ARE THE PROPERTY OF MRV ARCHITECTS, INC. & MAY NOT BE REPRODUCED, COPIED OR REPRODUCED WITHOUT WRITTEN PERMISSION FROM THE AUTHOR.

DRAWN BY:	J. THORSTENSON
CHECKED BY:	M. VALENTINI
PROJECT NO:	21005

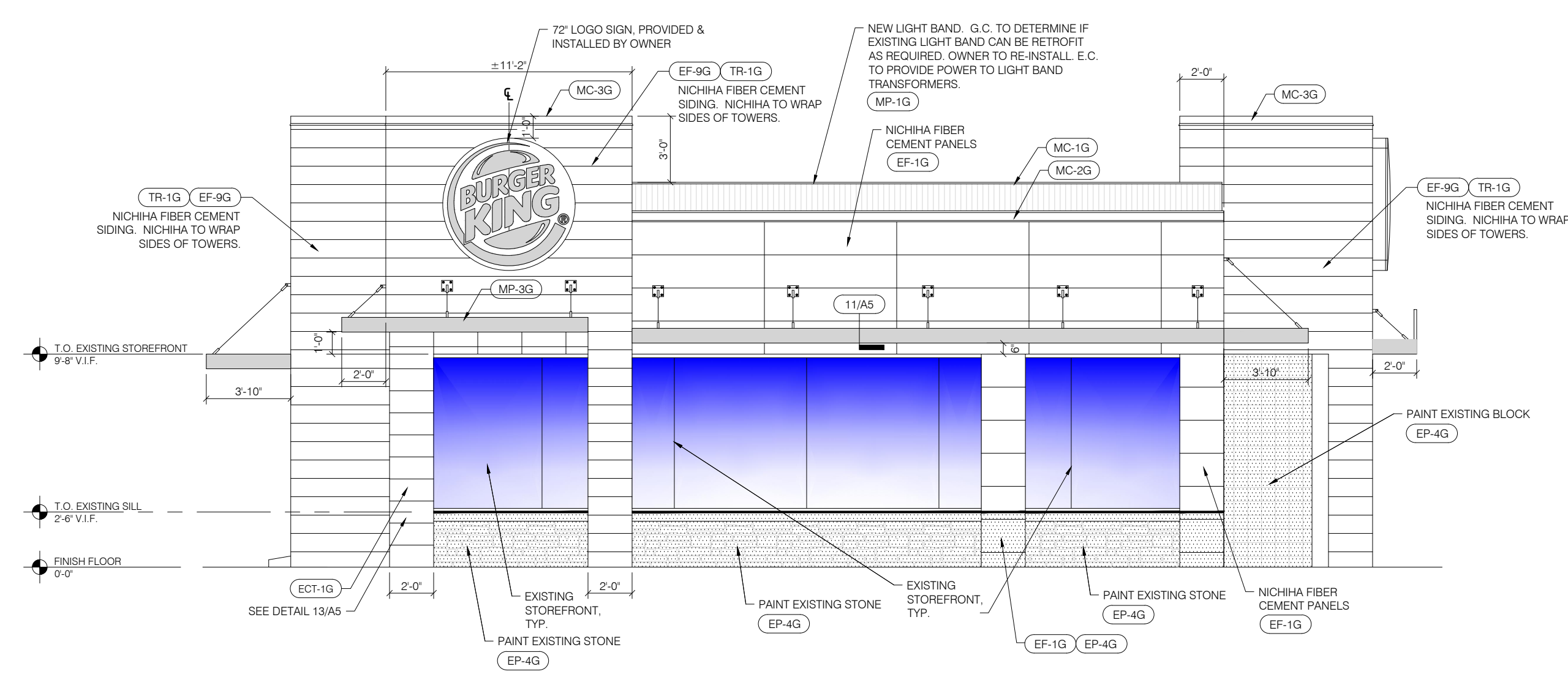
BURGER KING
STORE #551
1313 28TH ST. SW
WYOMING, MI 49509

PROPOSED EXTERIOR ELEVATIONS

SHEET

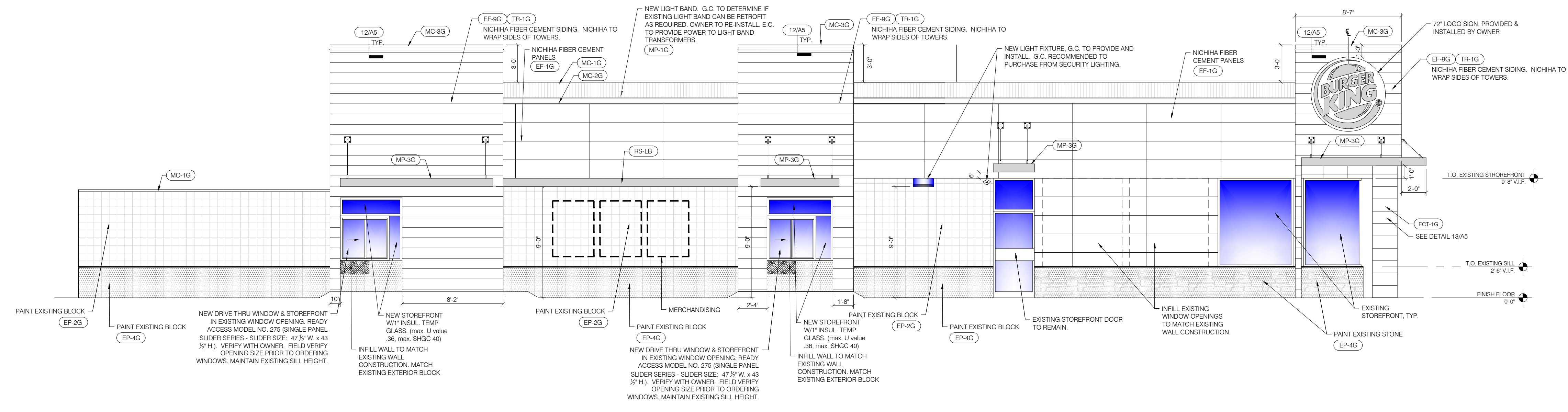
A-4.1

FIVE OF NINE

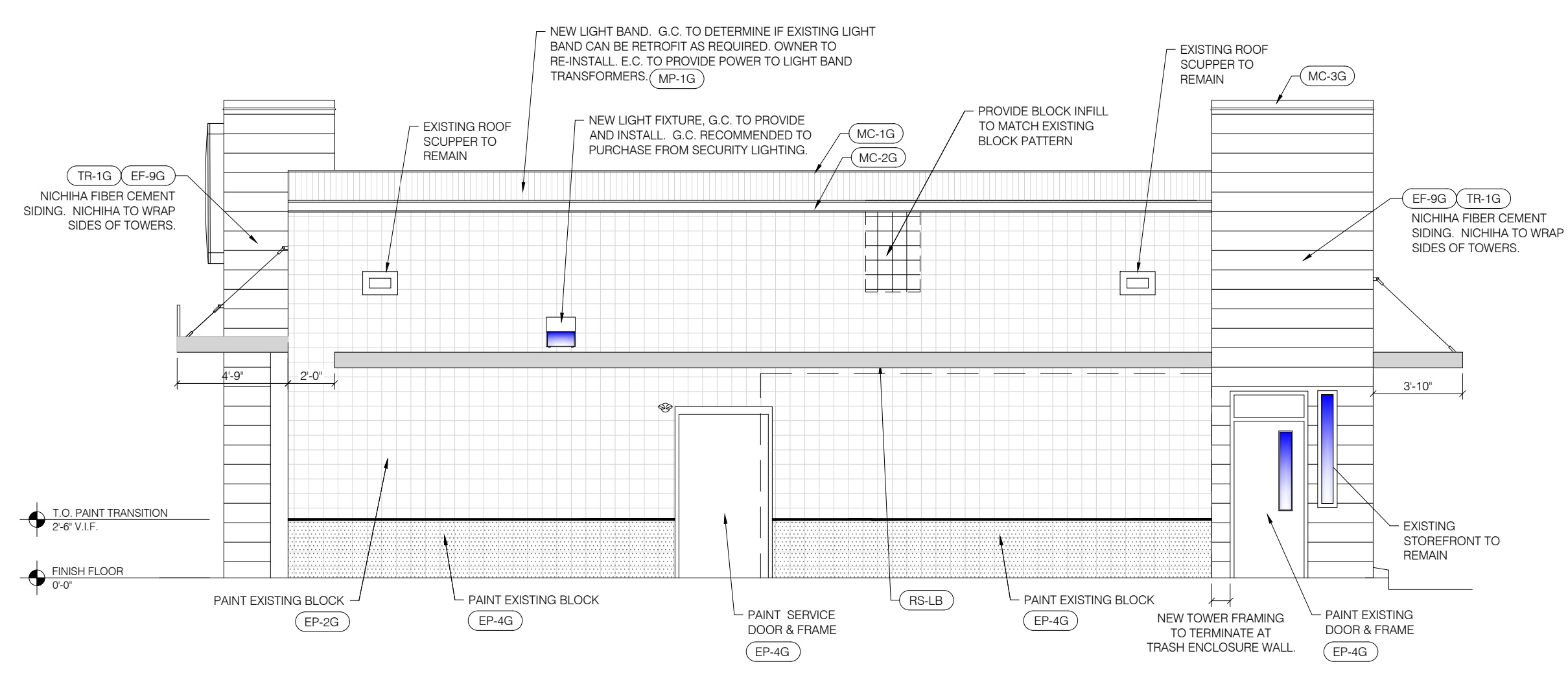


1 SOUTH ELEVATION
SCALE: 3/16" = 1'-0"

SIGN INSTALLER TO APPLY FOR SEPARATE PERMIT FOR ALL EXTERIOR SIGNAGE



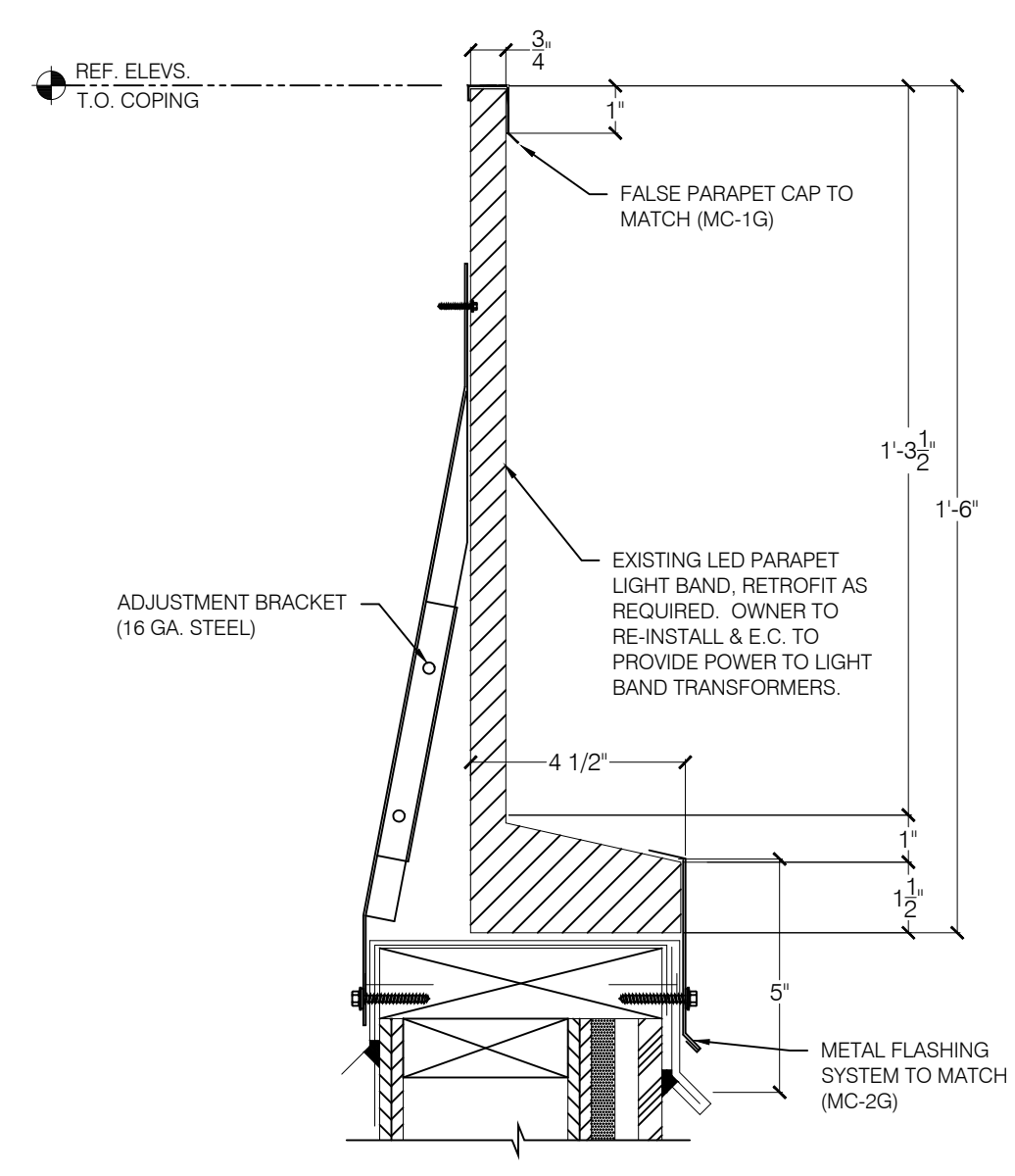
2 WEST ELEVATION
SCALE: 3/16" = 1'-0"



3 NORTH ELEVATION
SCALE: 1/4" = 1'-0"

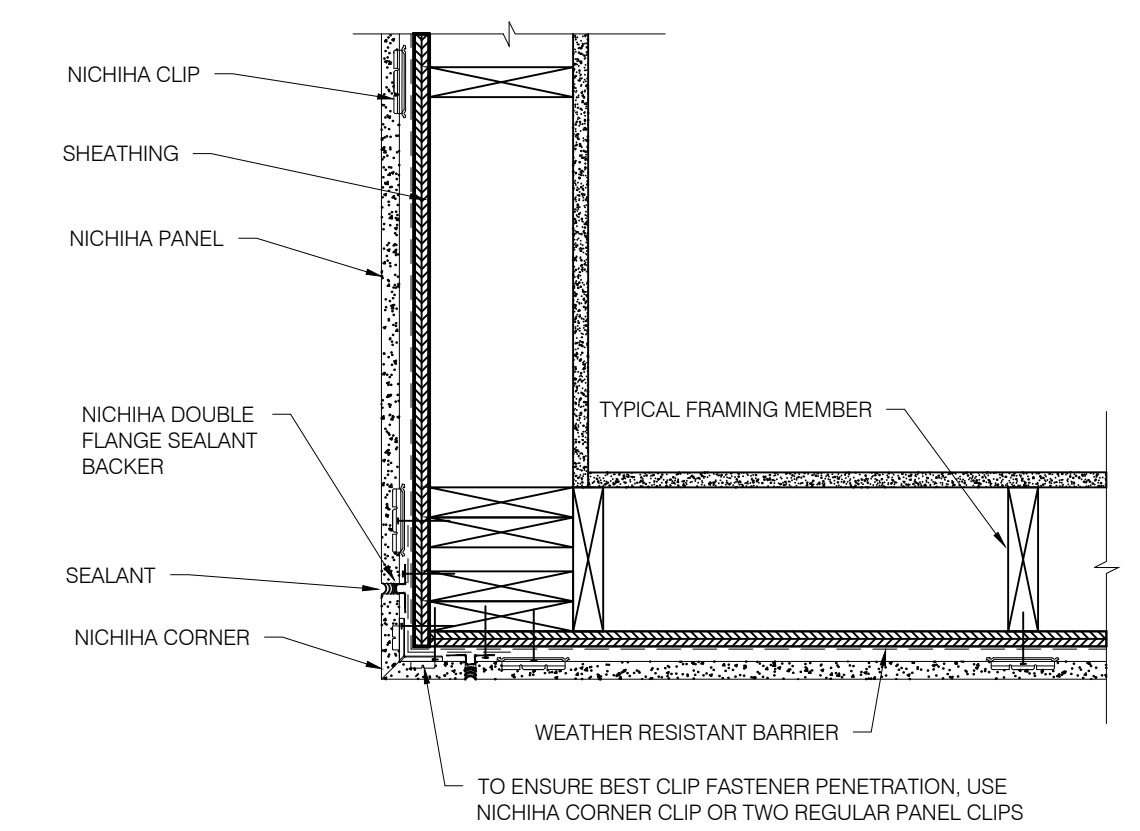
- GENERAL NOTES**
- G.C. TO INSURE ALL EXISTING ROOF DRAINS ARE CLEAR AND PROPERLY CONNECTED.
 - LIGHTING IS SUPPLIED AND INSTALLED BY G.C. AWNINGS & LIGHT BANDS ARE OWNER SUPPLIED & INSTALLED. E.C. TO PROVIDE POWER TO LIGHT BAND TRANSFORMERS.
 - SEE SHEET A-5 FOR NEW EXTERIOR FINISH DETAILS.
 - ALL AWNING DIMENSIONS TO BE FIELD VERIFIED PRIOR TO FABRICATION.
 - SIGNS ARE OWNER SUPPLIED & INSTALLED. SIGNS WILL BE APPLIED FOR UNDER SEPARATE PERMIT BY THE SIGN MANUFACTURER / INSTALLER.
 - G.C. TO INSURE ALL EXTERIOR FIXTURES ARE PROPERLY POWERED. G.C. TO TEST AND MAKE ALL FIXTURE CIRCUITS OPERATIONAL.
 - G.C. RESPONSIBLE FOR CONDITION OF ANY EXISTING DOORS TO REMAIN DURING THE REMODEL PROCESS.
 - G.C. TO VERIFY PROPER ROOF DRAINAGE - MODIFY AS REQUIRED.

REFER TO STRUCTURAL DRAWINGS FOR FRAMING DETAILS AND INFORMATION.

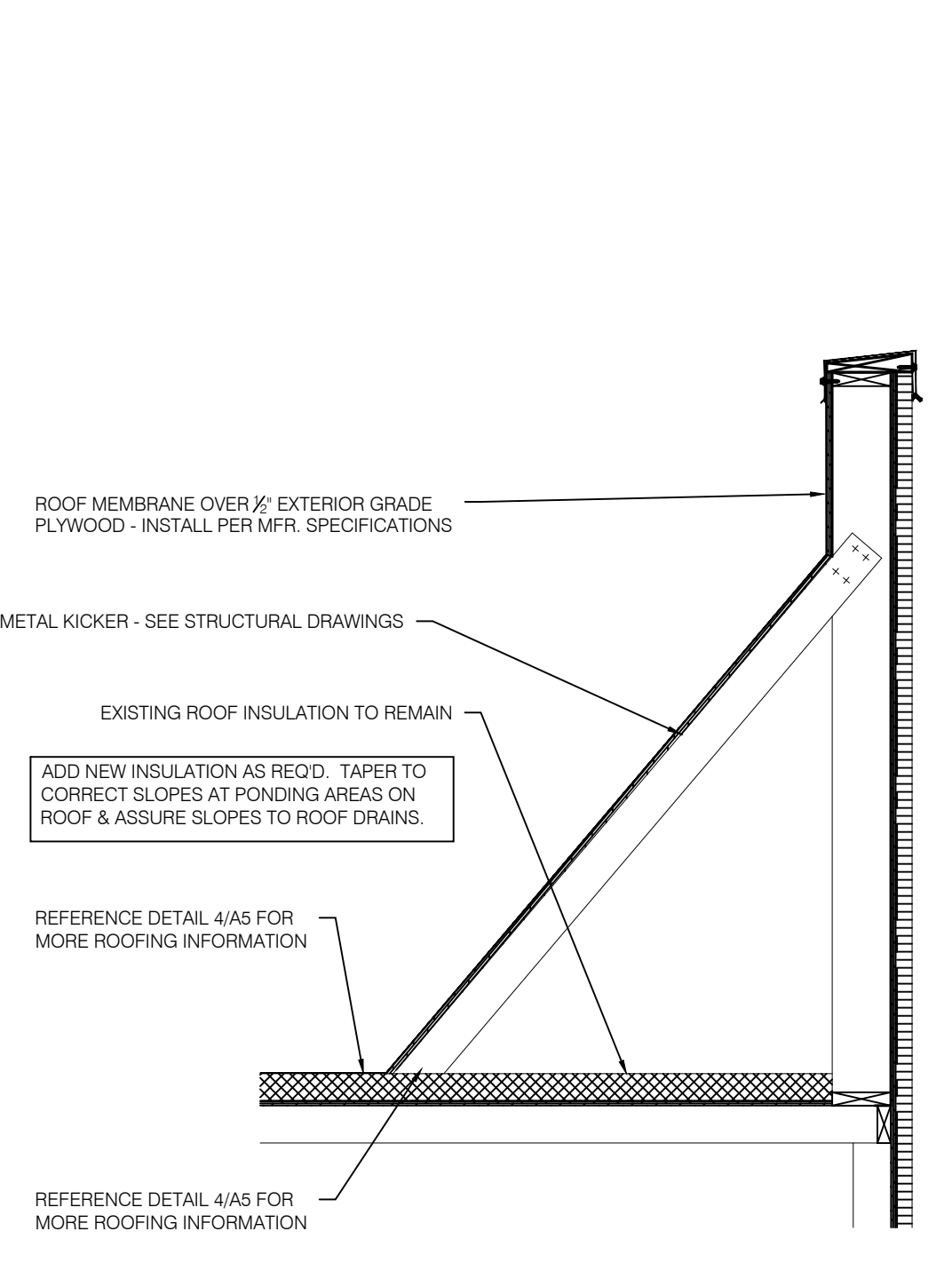


1 PARAPET LIGHT BAND DETAIL
 SCALE: 3\"/>

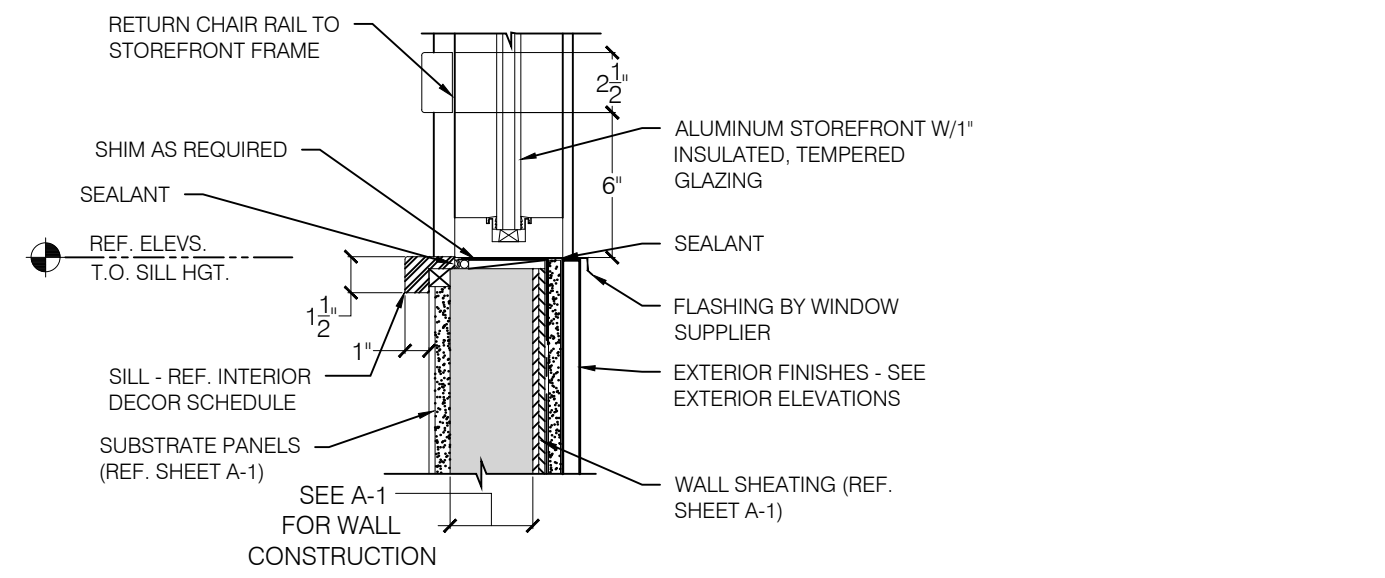
- GENERAL NICHHA NOTES:**
- THIS DETAIL IS A GUIDE FOR INSTALLATION OF NICHHA PRODUCTS. CONTRACTORS ARE RESPONSIBLE FOR SUCCESSFUL APPLICATION, WHICH DEPENDS UPON SUBSTRATE DESIGN AND CONSTRUCTION BUILT IN ACCORDANCE WITH BEST PRACTICES AND LOCAL BUILDING CODES.
 - NICHHA PANEL (REPRESENTED HERE IS 1/2\"/>
 - ADD STUD, BLOCKING OR STUD EXTENDER AS REQUIRED FOR CLIP ATTACHMENT.
 - SHEATHING (REPRESENTED HERE IS 1/2\"/>



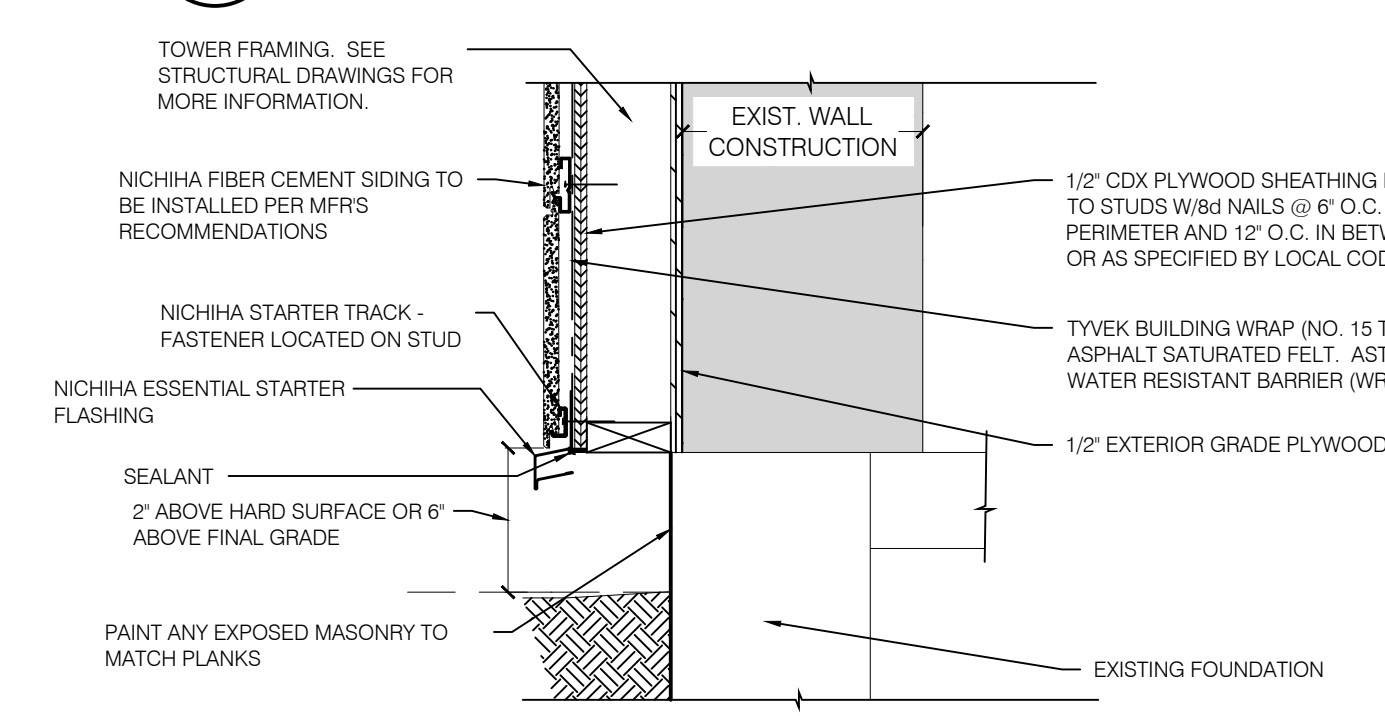
6 NICHHA OUTSIDE CORNER DETAIL
 SCALE: 1 1/2\"/>



10 PARAPET KICKER DETAIL
 SCALE: 3/4\"/>

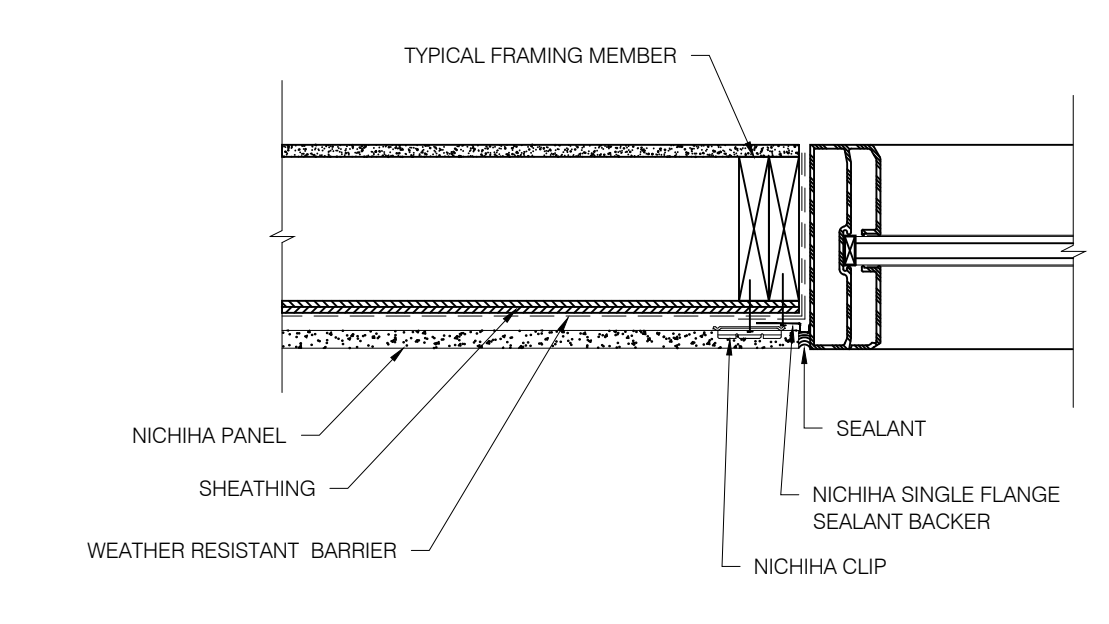


2 TYPICAL SILL DETAIL
 SCALE: 1 1/2\"/>

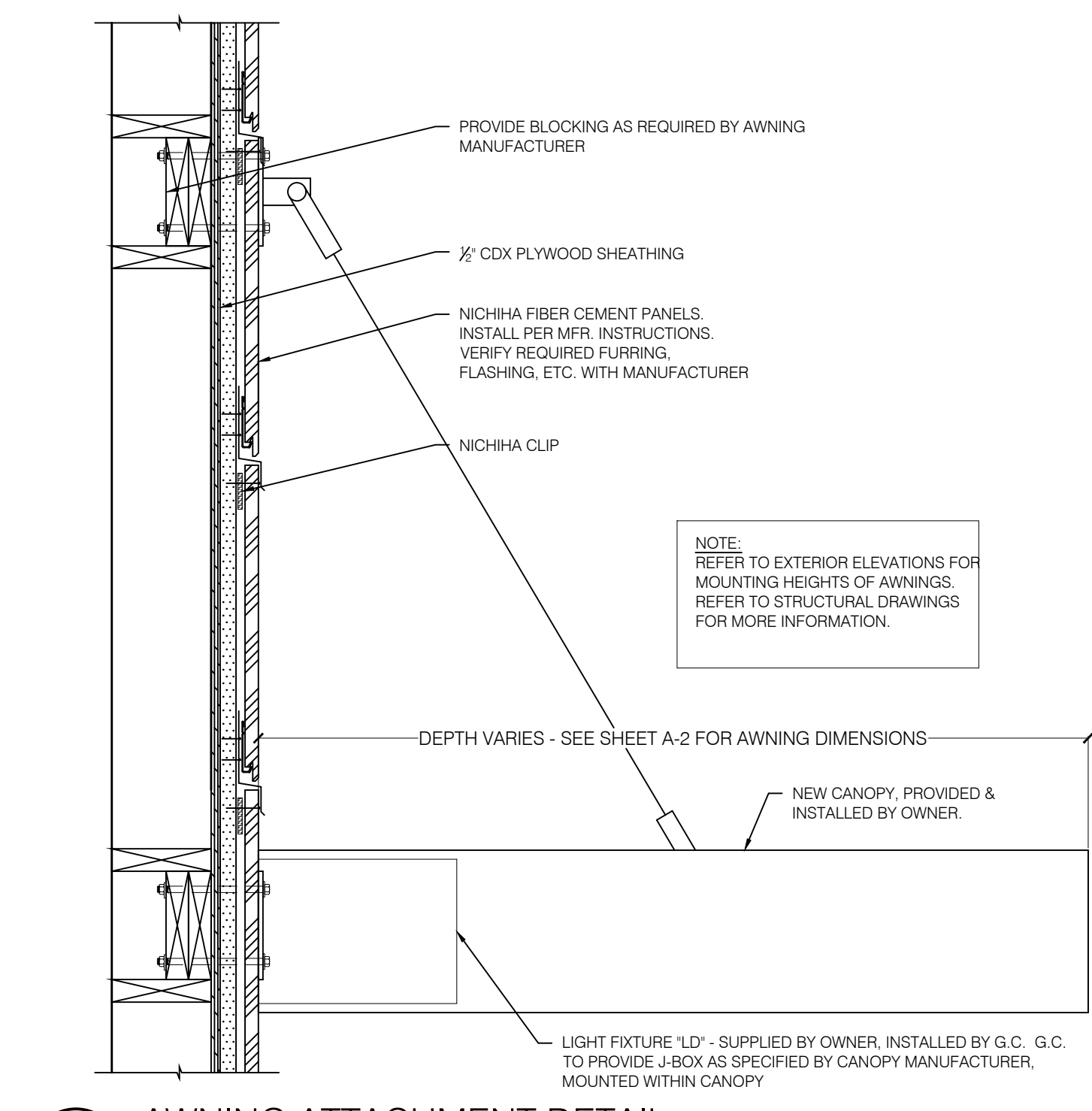


3 NICHHA SIDING PANEL TERMINATION AT GRADE
 SCALE: 1 1/2\"/>

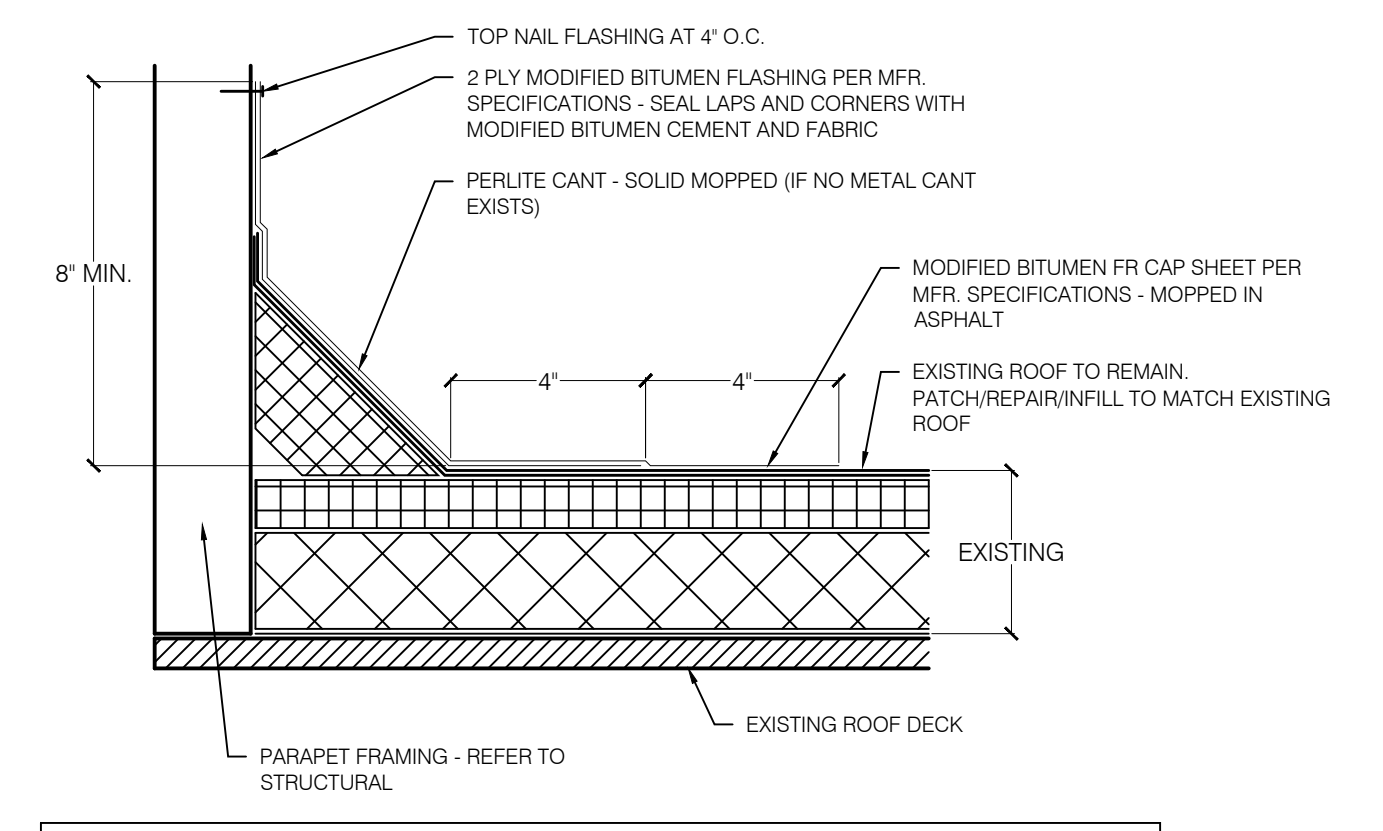
- GENERAL NICHHA NOTES:**
- THIS DETAIL IS A GUIDE FOR INSTALLATION OF NICHHA PRODUCTS. CONTRACTORS ARE RESPONSIBLE FOR SUCCESSFUL APPLICATION, WHICH DEPENDS UPON SUBSTRATE DESIGN AND CONSTRUCTION BUILT IN ACCORDANCE WITH BEST PRACTICES AND LOCAL BUILDING CODES.
 - NICHHA PANEL (REPRESENTED HERE IS 1/2\"/>
 - ADD STUD, BLOCKING OR STUD EXTENDER AS REQUIRED FOR CLIP ATTACHMENT.
 - SHEATHING (REPRESENTED HERE IS 1/2\"/>



7 NICHHA WINDOW JAMB DETAIL
 SCALE: 1 1/2\"/>



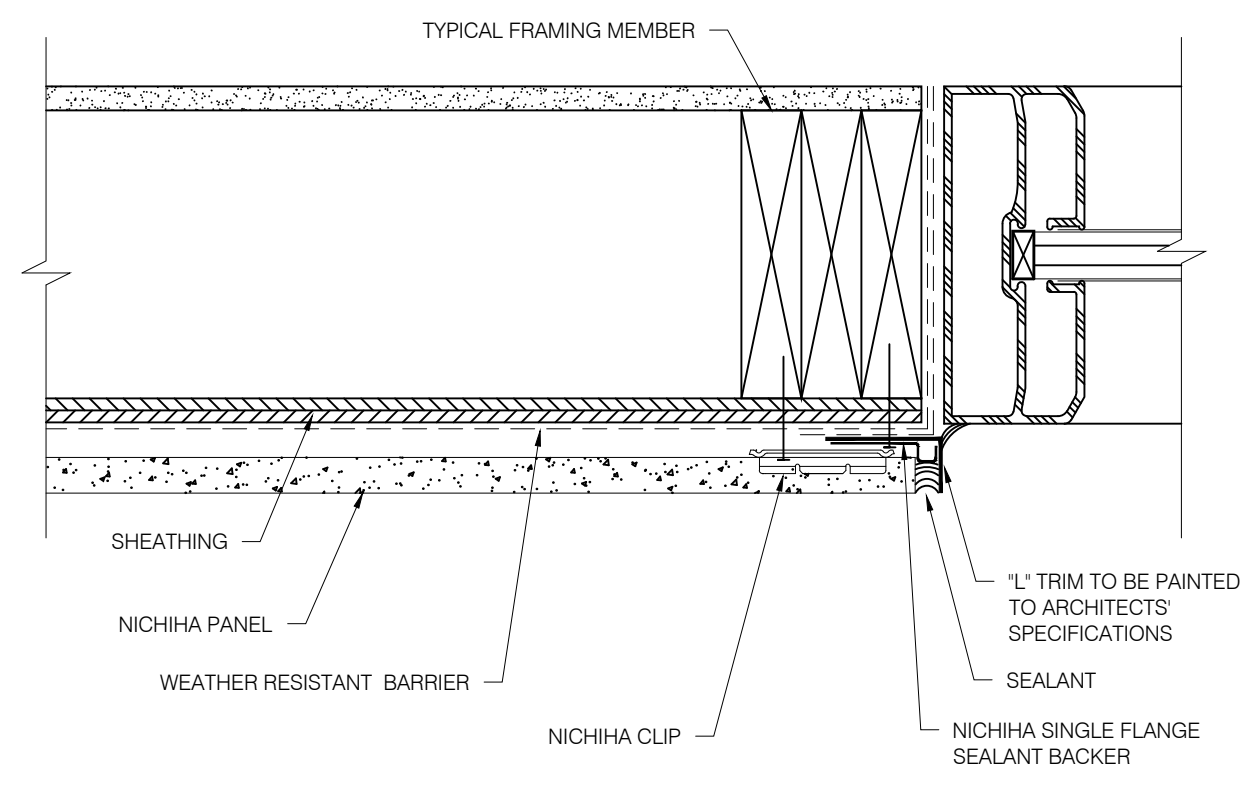
11 AWNING ATTACHMENT DETAIL
 SCALE: 1 1/2\"/>



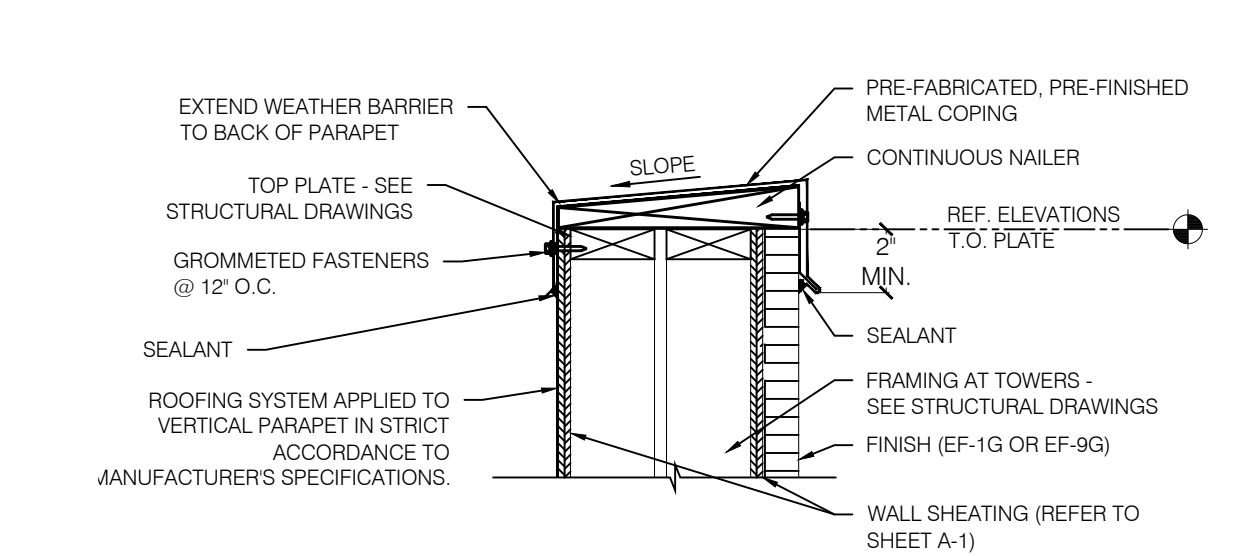
REPLACE EXISTING INSULATION AS REQUIRED. TAPER TO CORRECT SLOPES AT PONDING AREAS ON ROOF & ASSURE ROOF SLOPES TO ROOF DRAINS.

4 STANDARD BASE FLASHING DETAIL
 SCALE: 3\"/>

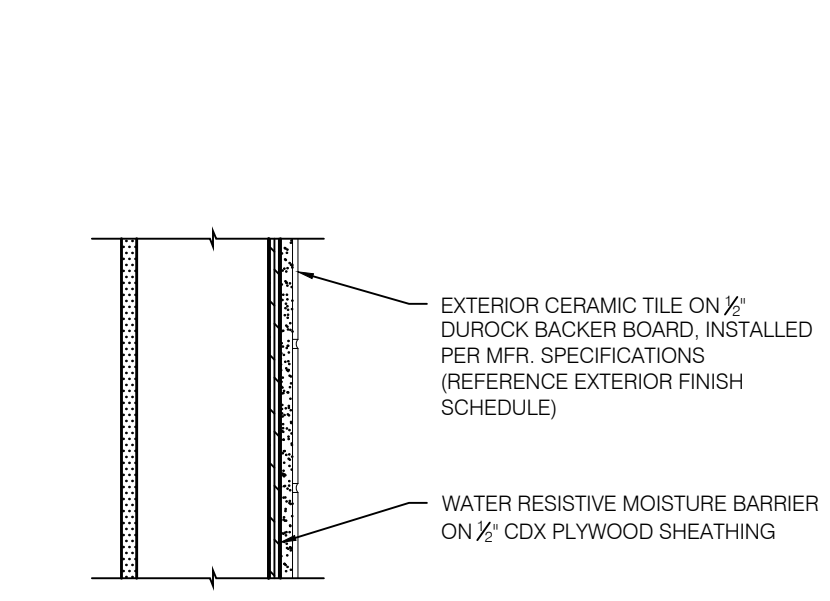
- GENERAL NICHHA NOTES:**
- THIS DETAIL IS A GUIDE FOR INSTALLATION OF NICHHA PRODUCTS. CONTRACTORS ARE RESPONSIBLE FOR SUCCESSFUL APPLICATION, WHICH DEPENDS UPON SUBSTRATE DESIGN AND CONSTRUCTION BUILT IN ACCORDANCE WITH BEST PRACTICES AND LOCAL BUILDING CODES.
 - NICHHA PANEL (REPRESENTED HERE IS 1/2\"/>
 - ADD STUD, BLOCKING OR STUD EXTENDER AS REQUIRED FOR CLIP ATTACHMENT.
 - SHEATHING (REPRESENTED HERE IS 1/2\"/>



8 NICHHA WINDOW JAMB DETAIL
 SCALE: 1 1/2\"/>

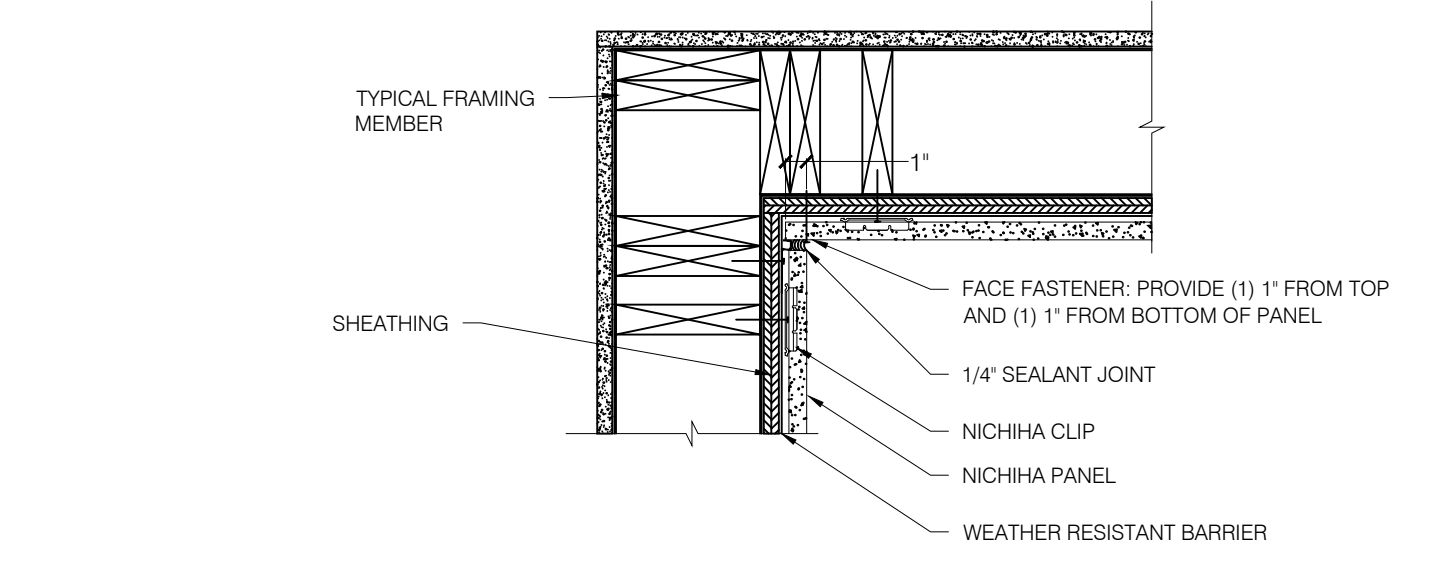


12 PARAPET CAP DETAIL
 SCALE: 1 1/2\"/>



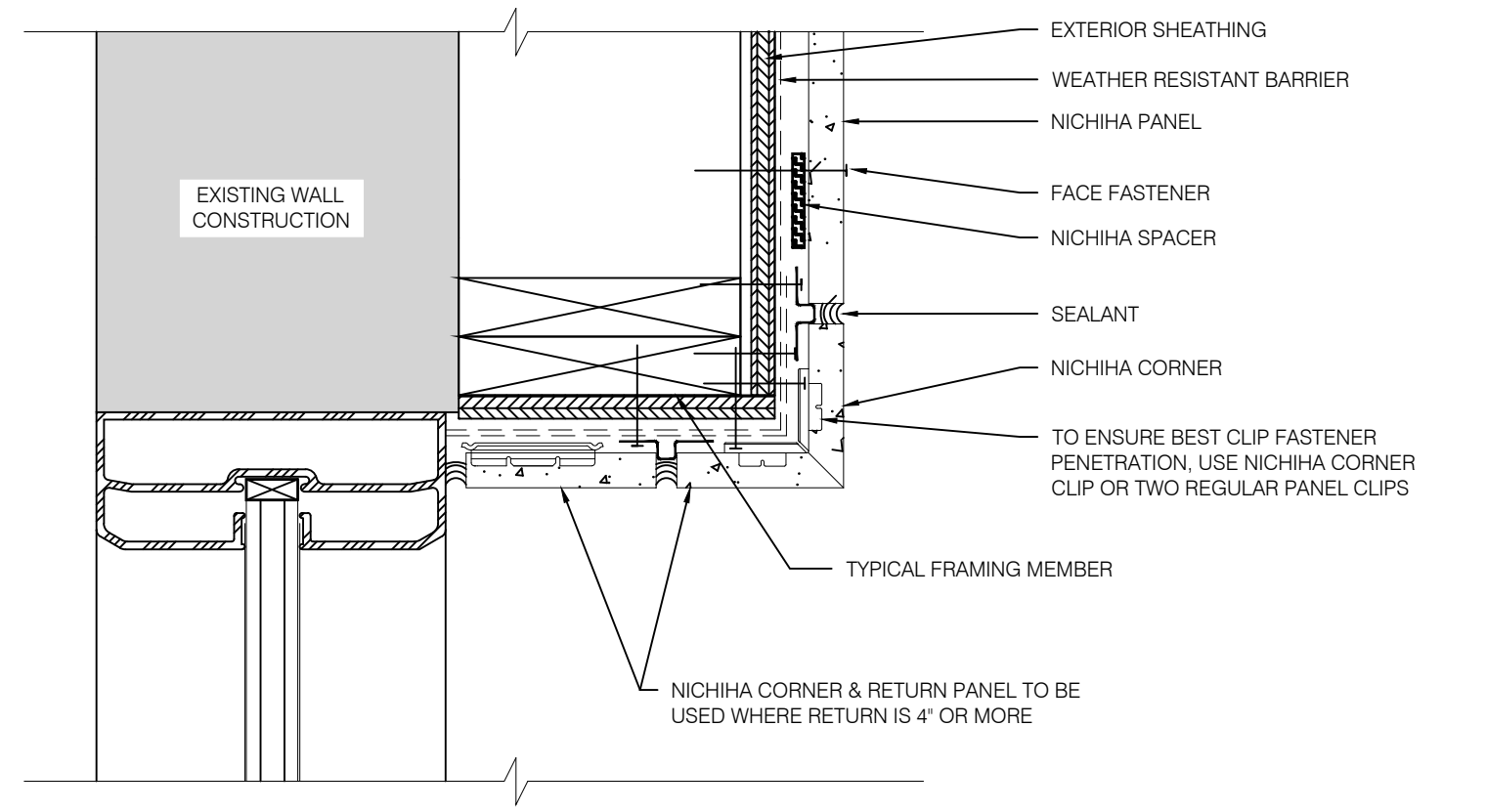
13 CERAMIC TILE DETAIL
 SCALE: 1 1/2\"/>

- GENERAL NICHHA NOTES:**
- THIS DETAIL IS A GUIDE FOR INSTALLATION OF NICHHA PRODUCTS. CONTRACTORS ARE RESPONSIBLE FOR SUCCESSFUL APPLICATION, WHICH DEPENDS UPON SUBSTRATE DESIGN AND CONSTRUCTION BUILT IN ACCORDANCE WITH BEST PRACTICES AND LOCAL BUILDING CODES.
 - NICHHA PANEL (REPRESENTED HERE IS 1/2\"/>
 - ADD STUD, BLOCKING OR STUD EXTENDER AS REQUIRED FOR CLIP ATTACHMENT.
 - SHEATHING (REPRESENTED HERE IS 1/2\"/>



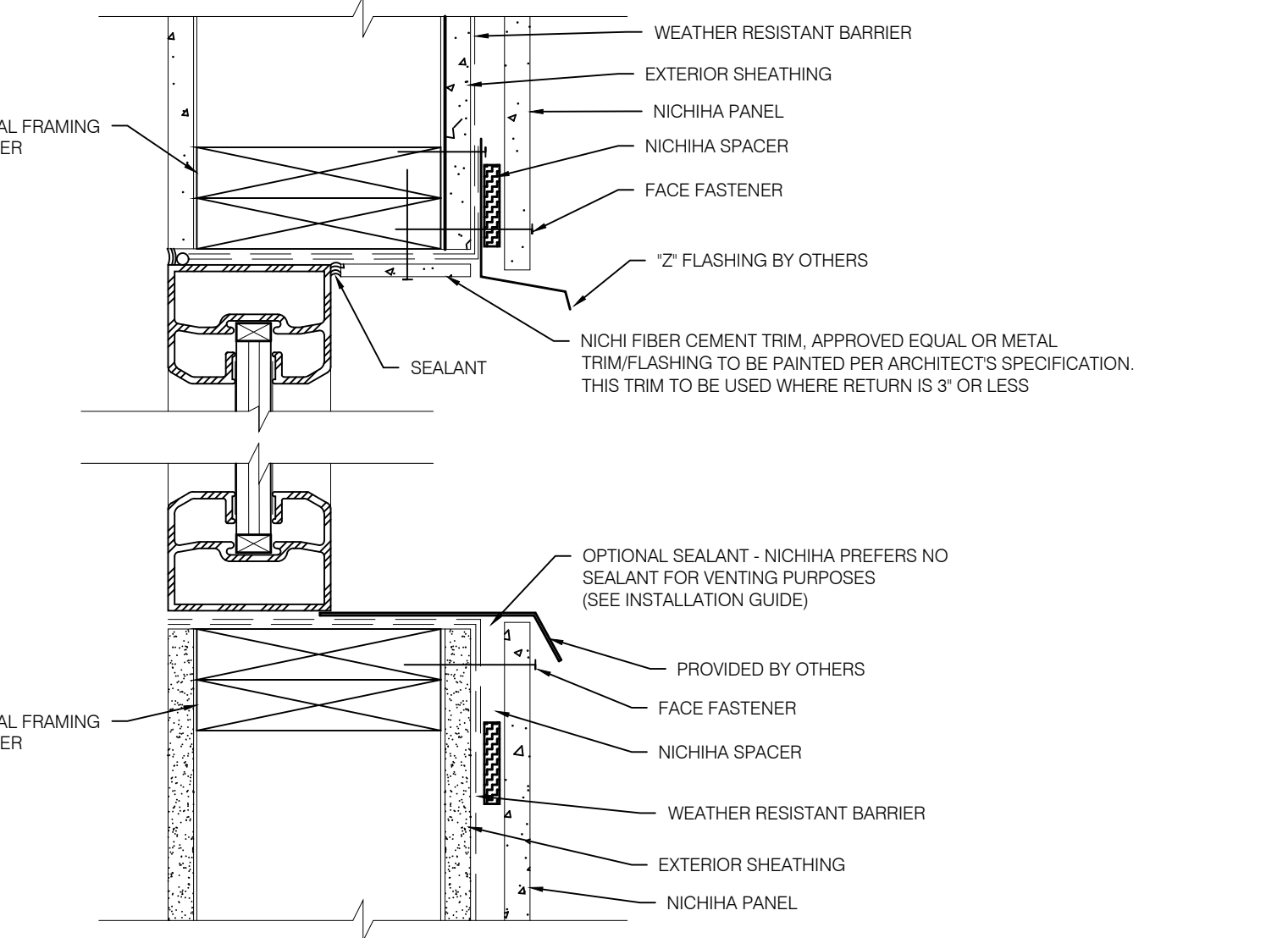
5 NICHHA INSIDE CORNER DETAIL
 SCALE: 1 1/2\"/>

- GENERAL NICHHA NOTES:**
- THIS DETAIL IS A GUIDE FOR INSTALLATION OF NICHHA PRODUCTS. CONTRACTORS ARE RESPONSIBLE FOR SUCCESSFUL APPLICATION, WHICH DEPENDS UPON SUBSTRATE DESIGN AND CONSTRUCTION BUILT IN ACCORDANCE WITH BEST PRACTICES AND LOCAL BUILDING CODES.
 - NICHHA PANEL (REPRESENTED HERE IS 1/2\"/>
 - ADD STUD, BLOCKING OR STUD EXTENDER AS REQUIRED FOR CLIP ATTACHMENT.
 - SHEATHING (REPRESENTED HERE IS 1/2\"/>



9 NICHHA WINDOW HEADER DETAIL
 SCALE: 3\"/>

- GENERAL NICHHA NOTES:**
- THIS DETAIL IS A GUIDE FOR INSTALLATION OF NICHHA PRODUCTS. CONTRACTORS ARE RESPONSIBLE FOR SUCCESSFUL APPLICATION, WHICH DEPENDS UPON SUBSTRATE DESIGN AND CONSTRUCTION BUILT IN ACCORDANCE WITH BEST PRACTICES AND LOCAL BUILDING CODES.
 - NICHHA PANEL (REPRESENTED HERE IS 1/2\"/>
 - ADD STUD, BLOCKING OR STUD EXTENDER AS REQUIRED FOR CLIP ATTACHMENT.
 - SHEATHING (REPRESENTED HERE IS 1/2\"/>



14 NICHHA WINDOW HEADER & SILL DETAIL
 SCALE: 3\"/>

BURGER KING



ISSUE DATES / REVISIONS	
1	REVISIONS PER CITY COMMENTS 5.18.2021
-	PERMIT / BID SET 4.14.2021
NO.	DESCRIPTION DATE

DRAWN BY: J. THORSTENSON
 CHECKED BY: M. VALENTINI
 PROJECT NO: 21005

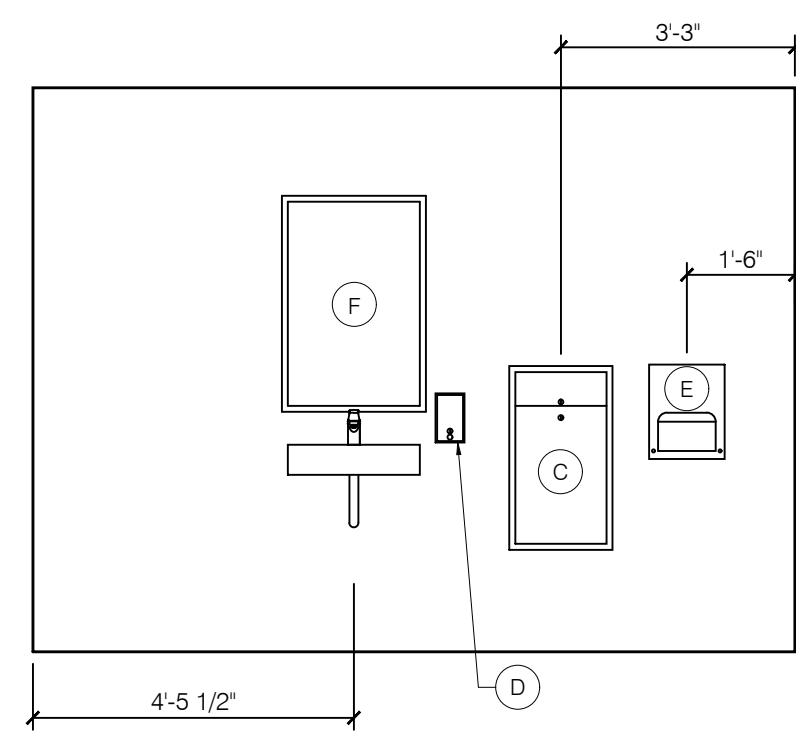
BURGER KING
 STORE #551
 1313 28TH ST. SW
 WYOMING, MI 49509

TOILET EQUIPMENT SCHEDULE				
ITEM NO.	ITEM	MANUF. & #	MOUNTING HEIGHT	REMARKS
(A)	VERTICAL GRAB BAR	BOBRICK 250 LBF. MIN.	39"-41" A.F.F. NOTE C	PEENED GRIP, POLISHED ENDS
(B)	TOILET TISSUE DISPENSER	BOBRICK B-6997	24" A.F.F. NOTE C, D	RECESSED
(C)	WASTE RECEPTACLE	BOBRICK MODEL B-3644	41-45" MAX. A.F.F. NOTE C	RECESSED
(D)	SOAP DISPENSER	SUPPLIED BY ECOLAB	SEE NOTE A, C	SEE NATIONAL ACCOUNTS
(E)	HAND DRYER	ASI #0134	SEE NOTE A, C	RECESSED OR APPROVED EQUAL
(F)	MIRROR	MODEL#B-165-2436 (24X36)	40" A.F.F. TO BOTTOM, SEE NOTE C	BOBRICK THEFT RESISTANT SCREWS/APPROVED EQUIV.
(G)	SANITARY NAPKIN DISPOSAL	BOBRICK CONTRA B-270		WOMEN'S ROOM ONLY
(H)	COAT HOOK (ACCESSIBLE)	BOBRICK MODEL B-6717	48" A.F.F.	DOOR MOUNTED
(I)	36" HORIZONTAL GRAB BAR	BOBRICK 250 LBF. MIN.	33"-36" A.F.F. NOTE C	PEENED GRIP, POLISHED ENDS
(J)	42" HORIZONTAL GRAB BAR	BOBRICK 250 LBF. MIN.	33"-36" A.F.F. NOTE C	PEENED GRIP, POLISHED ENDS
(K)	PARTITION	HJC STAINLESS STEEL TEXTURED - FLUSHLITE	SEE NOTE B, C, E	STAINLESS STEEL TEXTURED

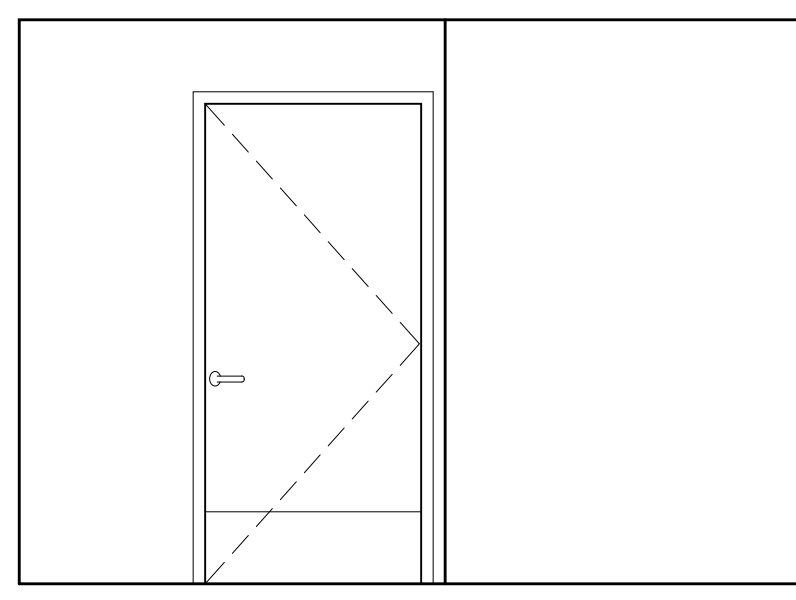
NOTE A: OPERATING CONTROLS OF ALL HAND DRYERS, SOAP DISPENSERS AND MULTI PURPOSE UNITS TO BE 42" A.F.F.
 NOTE B: G.C. TO FIELD VERIFY ALL SIZES.
 NOTE C: PROVIDE BLOCKING FOR ALL WALL MOUNTED FIXTURES AND ACCESSORIES.
 NOTE D: TOILET TISSUE & PAPER TOWEL DISPENSERS SUPPLIED FREE FROM LOCAL DCP, INSTALLED BY G.C.
 NOTE E: STAINLESS STEEL, TEXTURED TOILET PARTITIONS BY HJC (HAINES, JONES & CADBURY LLC), CONTACT BARRY BRYANT
 EMAIL: BARRY.BRYANT@HJCINC.COM PH: 800-459-7099.
 NOTE F: ACCESSIBLE TOILET COMPARTMENT DOOR HARDWARE TO BE CENTERED BETWEEN 34"-48" A.F.F. INSIDE AND OUTSIDE OF THE ACCESSIBLE COMPARTMENT DOOR TO BE EQUIPPED WITH A LOOP OR U-SHAPED HANDLE.

- NOTES:**
- SEE 10/A6 FOR ACCESSIBLE MOUNTING HEIGHTS.
 - LAVATORY MIRRORS TO BE MOUNTED SO THAT REFLECTING SURFACE IS 40" MAX. ABOVE THE FLOOR.
 - HOT WATER AND DRAIN PIPES EXPOSED UNDER SINK MUST BE INSULATED TO PROTECT AGAINST CONTACT.
 - PROVIDE FIRE TREATED WOOD BLOCKING AT ALL GRAB BAR LOCATIONS.
 - VERIFY ALL ACCESSORIES WITH OWNER.
 - SEE DECOR SHEETS FOR FINISHES.

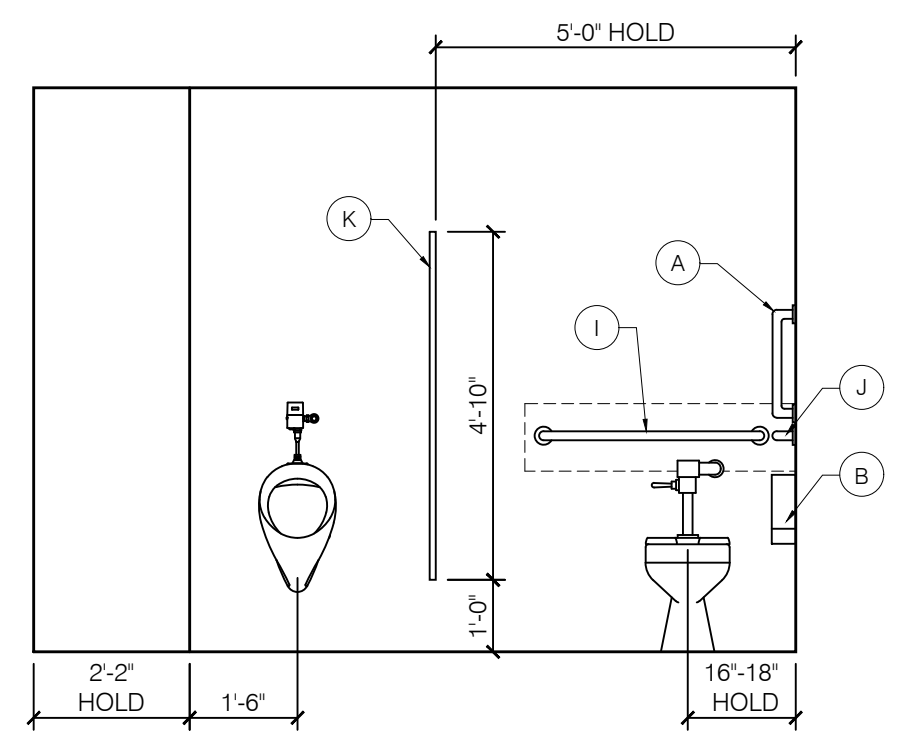
SEE FINAL/APPROVED DECOR PLANS BY DECOR VENDOR FOR FINAL FINISHES & DECOR



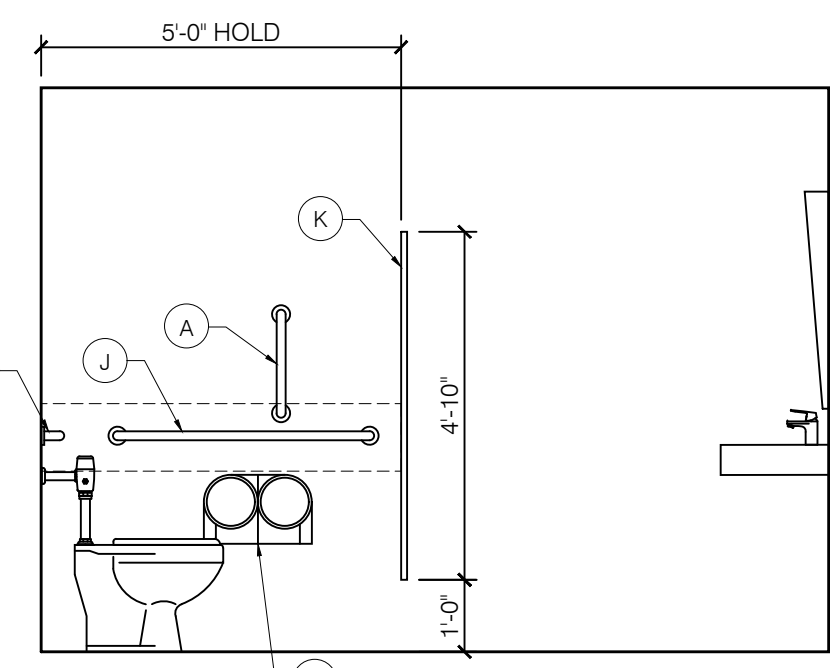
1 BATHROOM ELEVATION
 A-6 SCALE: 3/8" = 1'-0"



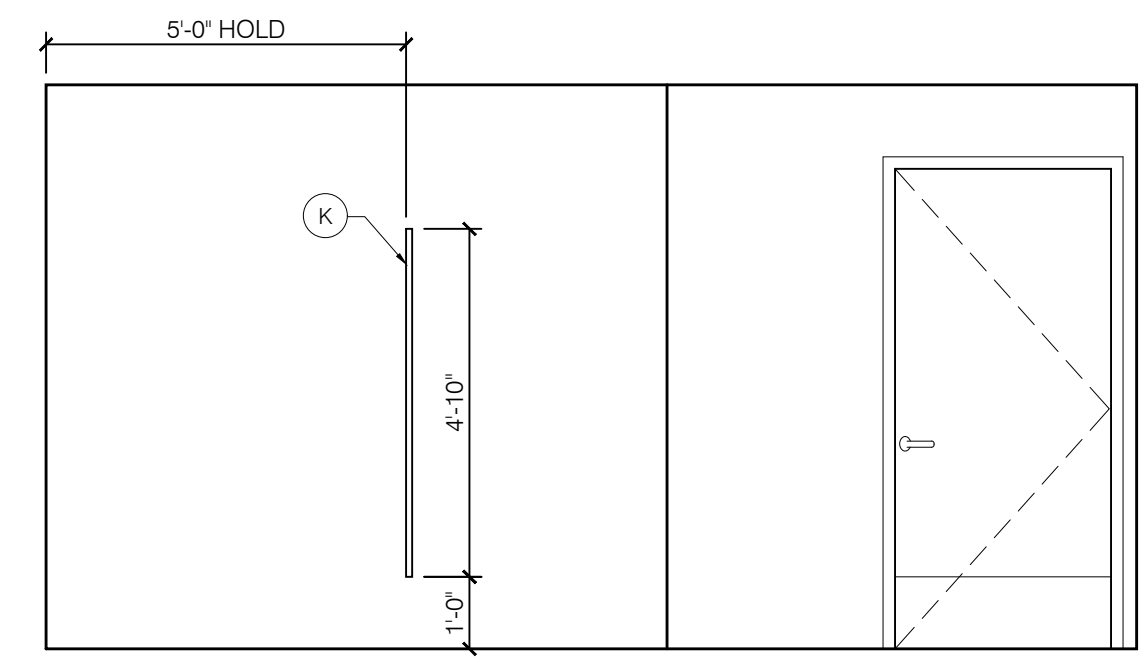
2 BATHROOM ELEVATION
 A-6 SCALE: 3/8" = 1'-0"



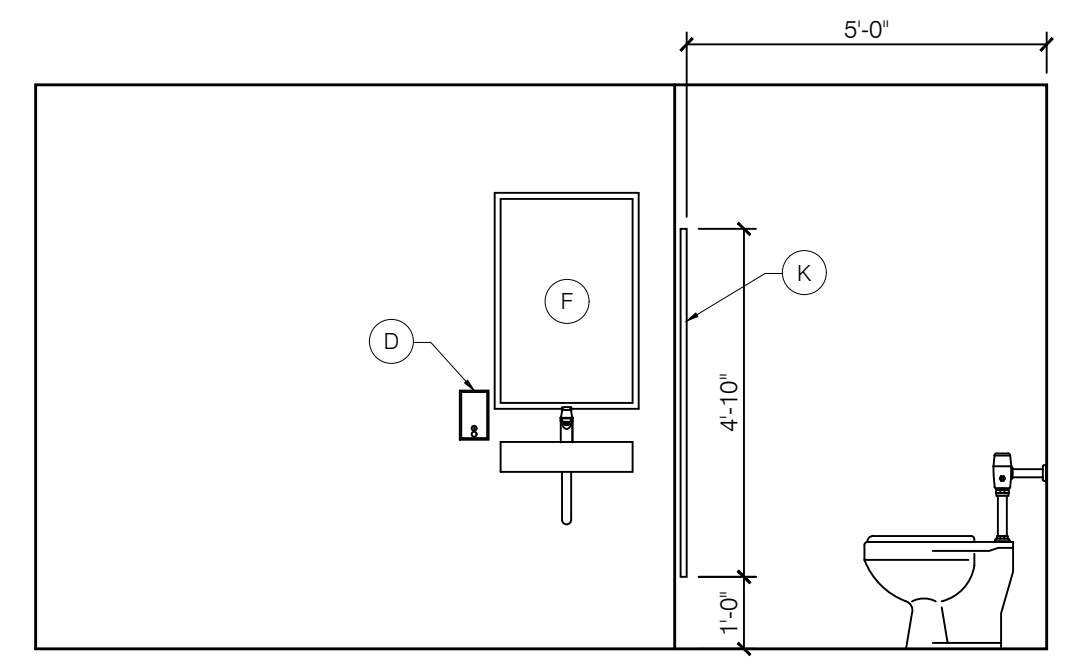
3 BATHROOM ELEVATION
 A-6 SCALE: 3/8" = 1'-0"



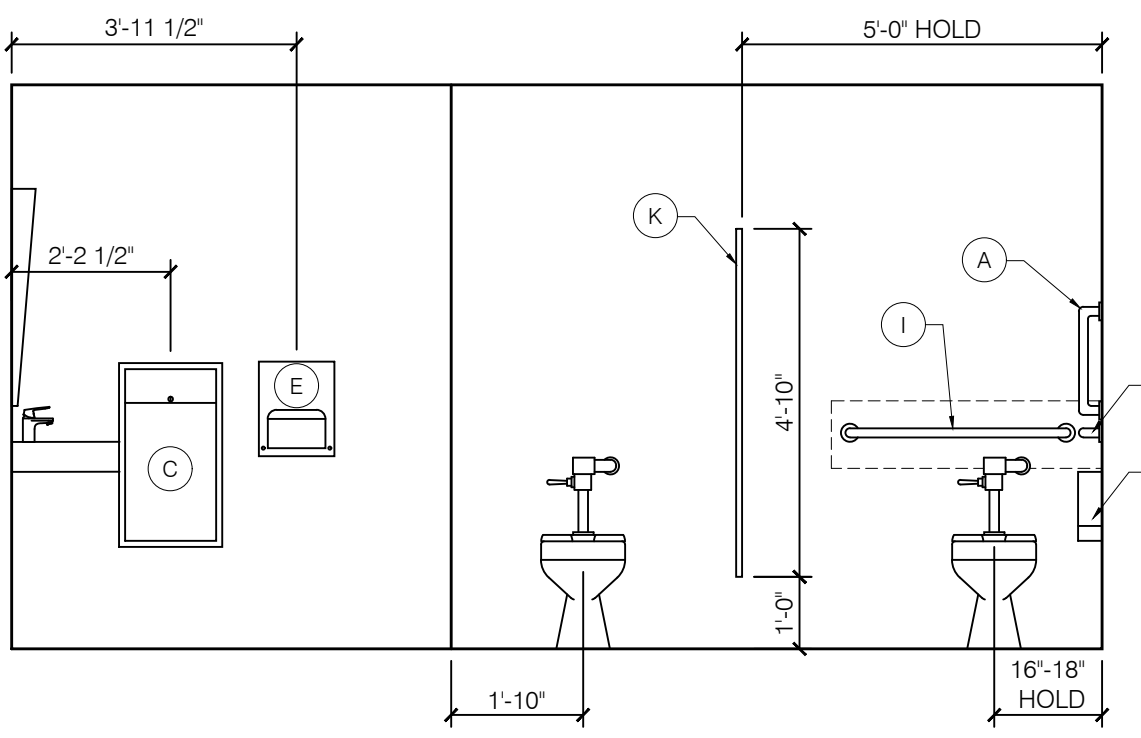
4 BATHROOM ELEVATION
 A-6 SCALE: 3/8" = 1'-0"



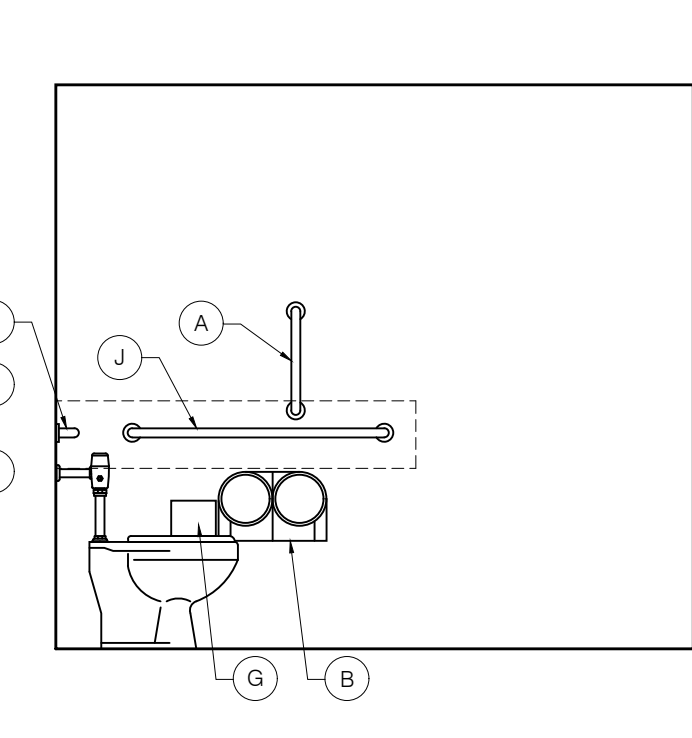
5 BATHROOM ELEVATION
 A-6 SCALE: 3/8" = 1'-0"



6 BATHROOM ELEVATION
 A-6 SCALE: 3/8" = 1'-0"

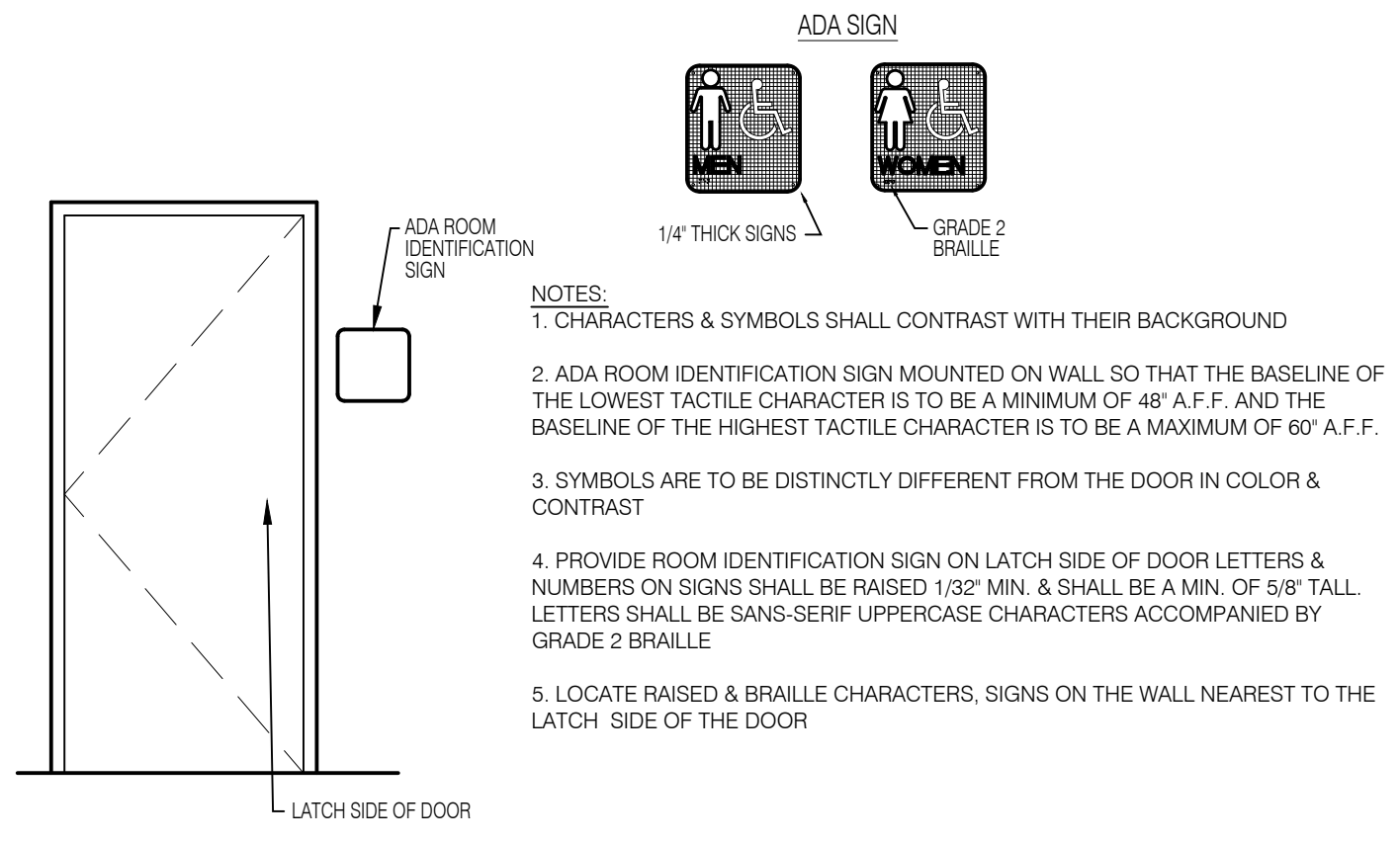


7 BATHROOM ELEVATION
 A-6 SCALE: 3/8" = 1'-0"

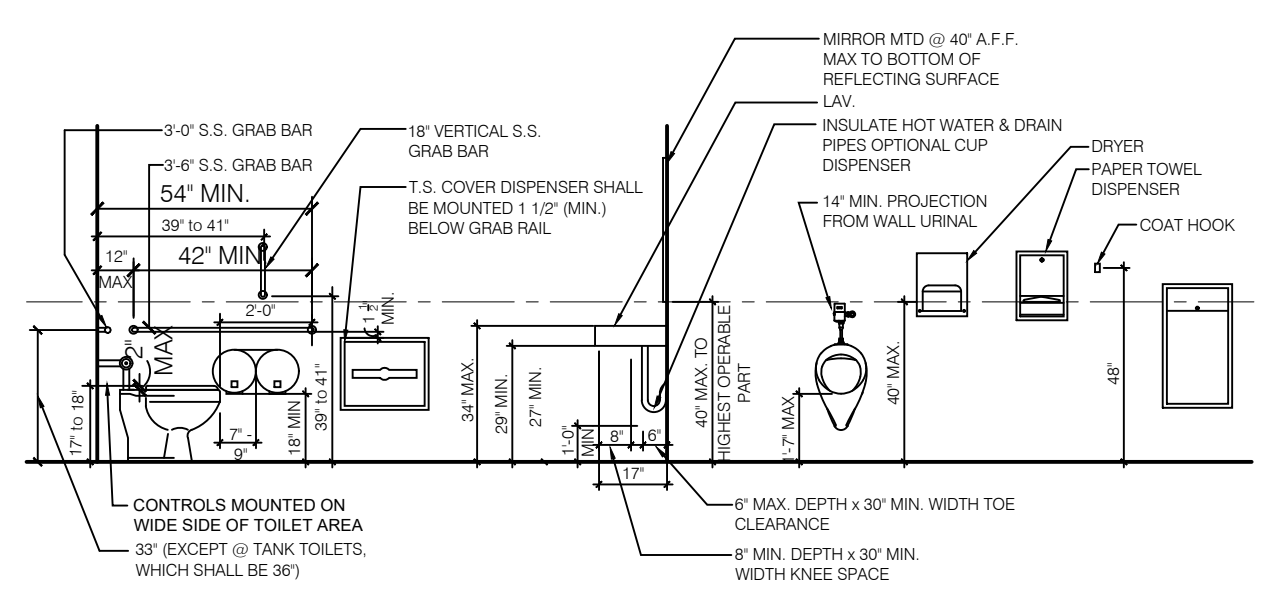


8 BATHROOM ELEVATION
 A-6 SCALE: 3/8" = 1'-0"

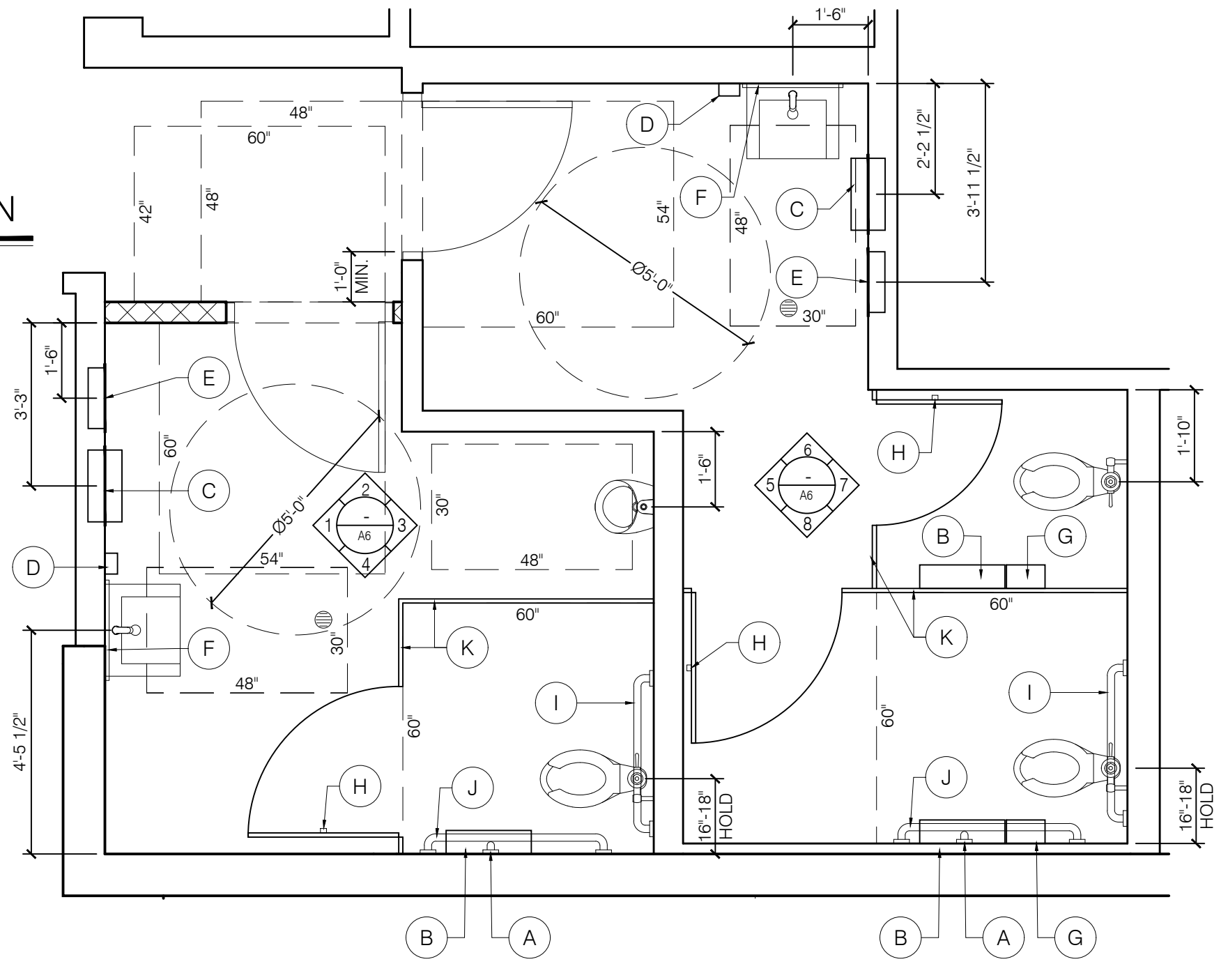
- NOTES**
- G.C. TO NOTIFY ARCHITECT IMMEDIATELY OF ANY CRITICAL DIMENSION DISCREPANCIES.
 - ADA CLEARANCES (SHOWN DASHED) MUST BE MAINTAINED AT ALL TIMES. G.C. TO NOTIFY ARCHITECT IMMEDIATELY IF UNABLE TO MEET ADA CLEARANCES AND HOLD DIMENSIONS SHOWN HERE.
 - HOLD DIMENSIONS ARE TO FINISHED WALL SURFACE.
 - VERIFY ALL ACCESSORIES WITH OWNER.
 - SEE DECOR SHEETS FOR FINISHES.



9 ADA BATHROOM SIGN
 A-6 SCALE: N.T.S.



10 ADA MOUNTING HEIGHTS
 A-6 SCALE: N.T.S.



11 ENLARGED RESTROOM PLAN
 A-6 SCALE: 3/8" = 1'-0"

BURGER KING



ISSUE DATES / REVISIONS		
1	REVISIONS PER CITY COMMENTS	5.18.2021
-	PERMIT / BID SET	4.14.2021
NO.	DESCRIPTION	DATE

MRV ARCHITECTS, INC. 0378
 THESE DOCUMENTS ARE THE PROPERTY OF MRV ARCHITECTS, INC. & MAY NOT BE REPRODUCED, COPIED OR REPRODUCED WITHOUT WRITTEN PERMISSION FROM THE AUTHOR.
 DRAWN BY: J. THORSTENSON
 CHECKED BY: M. VALENTINI
 PROJECT NO: 21005

BURGER KING
 STORE #551
 1313 28TH ST. SW
 WYOMING, MI 49509

BATHROOM DETAILS



ISSUE DATES / REVISIONS

NO.	DESCRIPTION	DATE
1	REVISIONS PER CITY COMMENTS	5.18.2021
-	PERMIT / BID SET	4.14.2021

MRV ARCHITECTS, INC. 0178
 THESE DOCUMENTS ARE THE PROPERTY OF MRV ARCHITECTS, INC. & MAY NOT BE REPRODUCED, COPIED OR REPRODUCED WITHOUT WRITTEN PERMISSION FROM THE AUTHOR.

DRAWN BY: J. THORSTENSON
 CHECKED BY: M. VALENTINI
 PROJECT NO: 21005

BURGER KING
 STORE #551
 1313 28TH ST. SW
 WYOMING, MI 49509

SCHEDULES

SHEET

A-7

EIGHT OF NINE

DOOR SCHEDULE

DOOR

OPENING: 3'-0" x 6'-8" x 1 3/4" WD x MF
 MATERIAL: SOLID CORE HPL
 FINISH: REFERENCE ID SHEETS

HARDWARE

EACH DOOR TO RECEIVE:
 HINGES: 3 EACH HAGER BB1279 4 1/2 x 4 1/2 x 652
 LOCKSET: ** 1 EACH FALCON D271 X 626
 CLOSER: 1 EACH LCN 1461 X 689
 PUSH PLATE: 1 EACH HAGER 30S 4x16 628
 PULL PLATE: 1 EACH HAGER H33E 4x16 628
 FLOOR STOP: 1 EACH HAGER 241F X US26D
 KICKPLATES: 2 EACH HAGER 193S 10x2" LDW 628
 (INSTALL W/FLAT HEAD PHILLIPS HEAD SCREWS)
 SILENCERS: 3 EACH HAGER 307D RRR

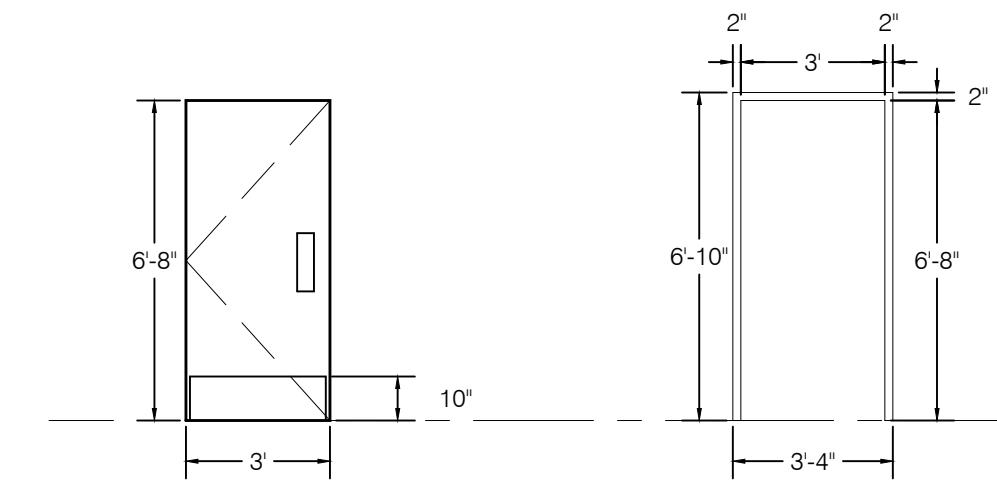
NOTE:
 UNDERCUT DOOR 1" FOR AIR FLOW WHEN HVAC SUPPLY NOT PROVIDED.

FRAME

MATERIAL: HOLLOW METAL
 FINISH: REFERENCE ID SHEETS

REMARKS

SIGN PACKAGE: 1 "LADIES", 1 "GENTLEMEN" AND CORRESPONDING SIGNAGE IN GRADE TWO BRAILLE PER ADA REQUIREMENTS. SIGNS FURNISHED BY DECOR SUPPLIER. SIGNS INSTALLED BY GENERAL CONTRACTOR PER ADA REQUIREMENTS.
 AS AN OPTION IN LIEU OF SOLID CORE DOORS AND HOLLOW METAL FRAMES, PROVIDE MARLITE HPL DOORS WITH ALUMINUM FRAMES (REF. ID SHEETS FOR COLOR)
 ** DELETE IF MULTIPLE OCCUPANCY RESTROOM
 *** OPTIONAL SANITGRASP #SG-101



DOOR (1) (2)
 SCALE: 1/4" = 1'-0"
 T = TEMPERED

DOOR FRAME
 SCALE: 1/4" = 1'-0"

DOOR (3)

* G.C. TO VERIFY EXISTING DOORS HAVE EXISTING KEYED LOCK AND PANIC HARDWARE IS IN WORKING ORDER. PROVIDE PROPER SIGNAGE FOR MAIN ENTRY DOOR.

EXISTING DOOR NOTE:
 GENERAL CONTRACTOR TO VERIFY THAT ALL NEW AND EXISTING DOORS, COMPLY WITH A CLOSING SPEED OF 5 SECONDS OR MORE FROM 90° TO 12° FROM THE LATCH FOR ALL LEAVES OF THAT DOORWAY. SHOULD DOOR(S) NOT COMPLY, CLOSER SHALL BE REPLACED AND ADJUSTED TO MEET THIS REQUIREMENT.

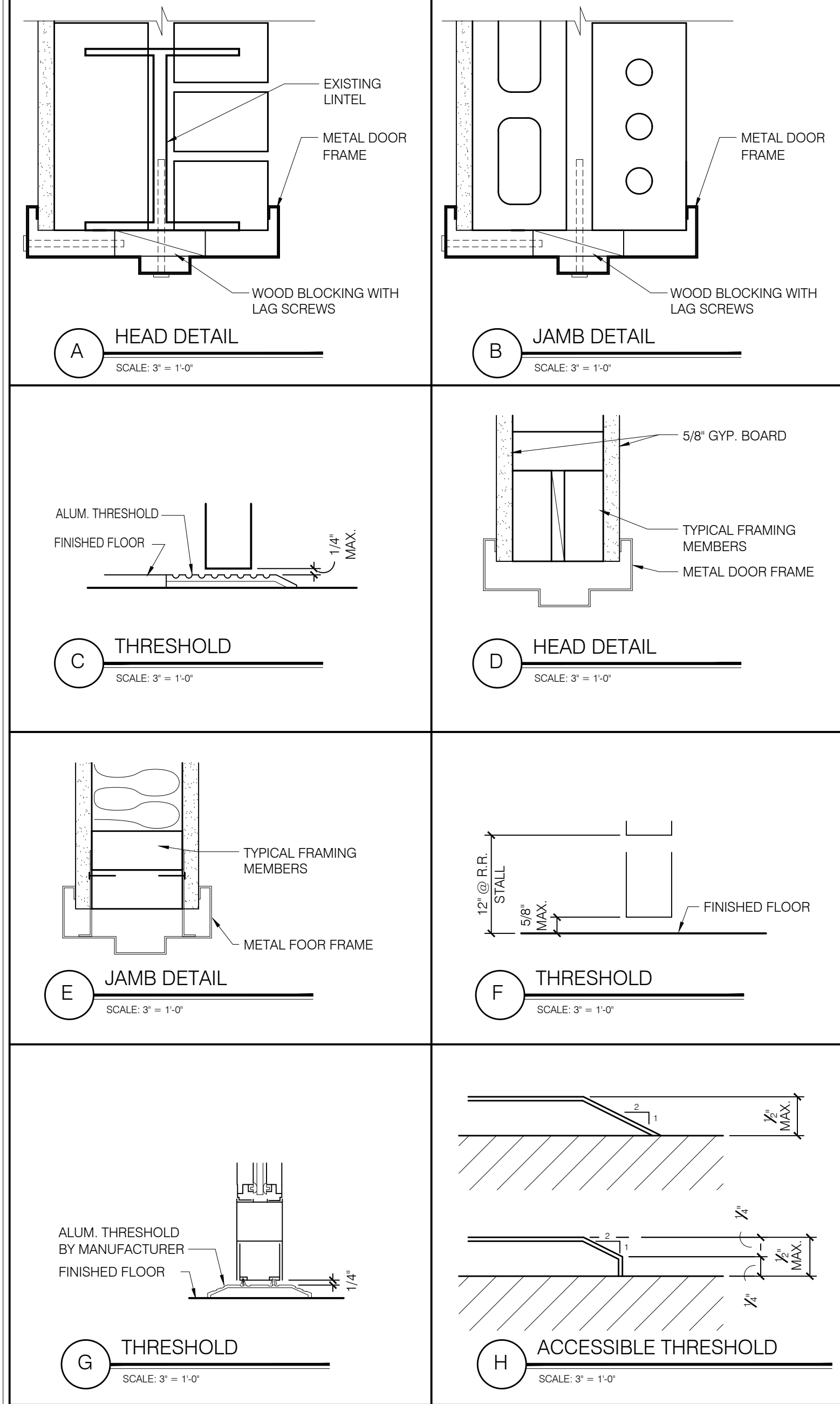
GENERAL CONTRACTOR SHALL INSTALL ALL HARDWARE PER ADA REQUIREMENTS.

DOOR HARDWARE SHALL BE CAPABLE OF OPERATION WITH THE USE OF ONE HAND AND SHALL NOT REQUIRE TIGHT PINCHING OR TWISTING OF THE WRIST TO OPERATE. THUMBTURN DEADBOLTS ARE PROHIBITED; LEVER OR PADDLE DEADBOLT RELEASES ARE ACCEPTABLE. DOOR THRESHOLD SHALL NOT EXCEED ONE-HALF INCH (1/2") IN HEIGHT AND SHALL HAVE A 1:2 BEVEL. DOOR CLOSERS SHALL MEET FORCE AND SWEEP PERIOD REQUIREMENTS.

ALL JOINTS, PENETRATIONS, DOORS AND WINDOWS ARE TO BE CAULKED, GASKETED, WEATHER-STRIPPED, OR OTHERWISE SEALED.

BOTTOM 10" OF ALL DOORS WILL BE A SMOOTH, FLUSH SURFACE FOR KICKPLATES.

DOOR DETAILS



Specified Products and Approved Equals

Hinges - Provide features, functions, size and finish as shown in hardware sets.

HAGER	BB1279	BB1160	253
MCKINNEY	TA2714	T4A376C	
SOMMER	BB5000	BB5004	

Locks - Provide features, functions and finish as shown in hardware sets.

FALCON - DEADLOCK	D971	NO SUBSTITUTIONS
SCHLAGE	AL53FD	AL40S
YALE	AUS307LN	AUS302LN
FALCON	B511D	B301D

Exit Device - Provide features, functions and finish as shown in hardware sets.

VON DUPRIN	22 EO	
YALE	2100 EO	
SARGENT	382B EO	

Closers - Provide features, functions and finish as shown in hardware sets.


LCN	1461	4115 H-CUSH
YALE	3301	4425T / 4421T
DORMA	8616	8916 DST / 8956 DST

Push/Pull, KP, Stops, Etc. - Provide features, functions, size and finish as shown in hardware sets.

HAGER	KICKPLT 193S	PULL PLT H33E	PUSH PLT 30S	FL STOP 241F	WALL STOP 236W	VIEWER 175G
ROCKWOOD	K1050 B3E	BF106 X 70C	70C	441 CU	409	622
TRIMCO	K0050	1017-3x2 + PROJ.	1001-3	1211	1270WV	97GU

Weatherstripping, Thresholds, Etc. - provide features, functions, size and finish as shown in hardware sets.

NATIONAL GUARD	THRSHOLD 325A	SWEEP 200NA	WEATHERSTRIP 160SA
PEMCO	229A	315CN	303AS
ZERO	1675A	39A	99A



Burger King #515

1313 28th. St. SW
Wyoming, MI 49509

FCC COMMERCIAL FURNITURE INC | APPROVED SEATING & DECOR PROVIDER

GENERAL NOTES: CONTRACTOR / INSTALLER

GENERAL CONSTRUCTION NOTES:

ALL WORK, CONSTRUCTION, FURNITURE AND MATERIALS SHALL COMPLY WITH ALL PROVISIONS OF LOCAL BUILDING CODES AND WITH OTHER RULES, REGULATIONS AND ORDINANCES GOVERNING THE LOCATION OF CONSTRUCTION.

FCC COMMERCIAL FURNITURE CONTRACT DOCUMENTS STRIVE TO CONFORM TO THE INTERNATIONAL BUILDING CODE. FCC COMMERCIAL FURNITURE IS NOT LICENSED TO PROVIDE SIGNED/SEALED DRAWINGS. FCC COMMERCIAL FURNITURE COOPERATES WITH OWNER/CLIENT'S LICENSED PROFESSIONALS TO PROVIDE DRAWINGS AND SPECIFICATIONS THAT MEET LOCAL BUILDING CODES.

FCC COMMERCIAL FURNITURE CONTRACT DOCUMENTS STRIVE TO CONFORM TO THE TITLE III OF THE AMERICANS WITH DISABILITY ACT (ADA). FCC COMMERCIAL FURNITURE IS NOT LICENSED TO PROVIDE SIGNED/SEALED DRAWINGS. FCC COMMERCIAL FURNITURE COOPERATES WITH OWNER/CLIENT'S LICENSED PROFESSIONALS TO PROVIDE DRAWINGS AND SPECIFICATIONS THAT ARE IN COMPLIANCE WITH ADA. FCC CANNOT BE RESPONSIBLE FOR CONSTRUCTION DEVIATIONS BY OTHERS FROM THE DESIGN THAT MAY BE OUT OF COMPLIANCE.

IT IS THE RESPONSIBILITY OF ALL PARTIES SUPPLYING LABOR, MATERIAL, OR BOTH TO BRING TO THE ATTENTION OF FCC'S CUSTOMER SERVICE MANAGER, THE PROJECT ARCHITECT, AND THE OWNER ANY DISCREPANCIES OR CONFLICT BETWEEN THE CODE REQUIREMENT AND THESE DESIGN INTENT DRAWINGS.

THE APPLICABLE CODES SHOULD INCLUDE, BUT SHALL NOT BE LIMITED TO THE INTERNATIONAL BUILDING CODE, BOCA NATIONAL BUILDING CODE, UNIFORM PLUMBING CODE, UNIFORM ELECTRICAL CODE, UNIFORM MECHANICAL CODE AND THE UNIFORM FIRE CODE.

GENERAL CONTRACTOR SHALL BE RESPONSIBLE FOR PROVIDING ALL WORK IN ACCORDANCE WITH ALL LOCAL AND CITY BUILDING CODES/ ORDINANCES.

GENERAL CONTRACTOR SHALL BE RESPONSIBLE FOR ADHERING TO ALL AMERICANS WITH DISABILITIES ACT GUIDELINES, INCLUDING BUT NOT LIMITED TO TABLE TOP/BASE INSTALLATIONS, AISLE WAY CLEARANCES, AND QUEUE LINE AREA CLEARANCES.

GENERAL CONTRACTOR SHALL BE RESPONSIBLE FOR OBTAINING ALL REQUIRED BUILDING CONSTRUCTION AND INSTALLATION PERMITS.

GENERAL CONTRACTOR SHALL BE RESPONSIBLE FOR COPYING AND DISTRIBUTING ALL FCC COMMERCIAL FURNITURE INC'S PLANS AND DOCUMENTS TO ALL SUBCONTRACTORS INVOLVED.

FCC PROVIDED DIMENSIONS ARE INDICATED FROM INSIDE WALL FACES.

ALL SEATING, FINISH, AND DECOR ITEMS INDICATED AS BEING SUPPLIED AND OR INSTALLED BY GENERAL CONTRACTOR ARE THE RESPONSIBILITY OF THE OWNER. THE OWNER'S RESPONSIBILITIES INCLUDE ALL CONTRACTS WITH THE GENERAL AND SUB-CONTRACTORS AND THEIR COMPLIANCE WITH THESE DOCUMENTS AND SPECIFICATIONS.

THESE DRAWINGS AND DOCUMENTS REPRESENT THE DESIGN INTENT AND CONCEPTS FOR THIS PROJECT. THE DRAWINGS AND DOCUMENTS MUST BE SIGNED AND APPROVED BY OWNER.

STANDARD STORES PROJECTS:

THESE DRAWINGS, SCHEDULES, AND SPECIFICATIONS, AS WELL AS, OTHER SEGMENTS OF SERVICES ARE AND SHALL REMAIN THE PROPERTY OF FCC COMMERCIAL FURNITURE WHETHER OR NOT THE PROJECT THESE DOCUMENTS WERE PREPARED FOR IS COMPLETED OR EXECUTED. IF THE OWNER/CLIENT HAS COMPENSATED FCC COMMERCIAL FURNITURE UNDER SIGNED CONTRACT, THE OWNER IS PERMITTED TO RETAIN COPIES OF THE DRAWINGS, SCHEDULES AND SPECIFICATIONS. FCC COMMERCIAL FURNITURE IS NOT RESPONSIBLE FOR ANY LOSS, COSTS OR DAMAGES RELATING TO USE OR APPLICATION. THE OWNER/CLIENT MAY NOT USE THE DRAWINGS, SCHEDULES, SPECIFICATIONS PROVIDED HEREIN FOR ANY PROJECT OTHER THAN THE ORIGINAL PROJECT. FCC COMMERCIAL FURNITURE IS THE OWNER OF THE INTELLECTUAL PROPERTY PROVIDED AND RETAINS ALL STATUTORY AND COMMON LAW COPYRIGHTS. IF OWNER/CLIENT AND FCC COMMERCIAL FURNITURE TERMINATE THIS CONTRACT FOR DESIGN SERVICES, THE OWNER/CLIENT SHALL NO LONGER HAVE THE RIGHTS TO THE DRAWINGS, SCHEDULES, AND SPECIFICATIONS. THE OWNER/CLIENT MAY NOT PERMIT ANY THIRD PARTY TO USE SUCH DRAWINGS, SCHEDULES, AND SPECIFICATIONS FOR DESIGN SERVICES FOR FUTURE ADDITIONS OR ALTERATIONS TO THE PROJECT. THE DESIGN DEPICTED WITHIN THE CONTENTS OF THESE DRAWINGS MAY NOT BE USED BY THE OWNER TO SHOP FOR OTHER SEATING AND DECOR MANUFACTURES TO FULFILL THE INTENDED DESIGN. UNAUTHORIZED USE WILL RESULT IN PAYMENT FOR DESIGN SERVICES AT FCC COMMERCIAL FURNITURE'S STANDARD DESIGN RATE. ALL COMPUTER GENERATED IMAGERY, GRAPHICS, DRAWINGS AND ILLUSTRATIONS WITHIN THESE DOCUMENTS REMAIN THE PROPERTY OF FCC COMMERCIAL FURNITURE. ALL RIGHTS RESERVED.

THE OWNER/CLIENT AND GENERAL CONTRACTOR AGREE THAT FCC COMMERCIAL FURNITURE REPRESENTATIVES MAY VISIT THE SITE AT ANY POINT DURING CONSTRUCTION IN THE INTEREST OF COMPLETING FCC'S WORK.

THE OWNER/CLIENT'S GENERAL CONTRACTOR AGREES TO PROVIDE CONDITIONS CONDUCIVE TO COMPLETE INSTALLATION OF FCC'S WORK UPON DELIVERY OF SEATING AND DECOR ELEMENTS. THE GENERAL CONTRACTOR AGREES TO COOPERATE WITH FCC'S INSTALLATION CREWS IN THE INTEREST OF COMPLETION OF WORK. THE GENERAL CONTRACTOR WILL NOTIFY FCC IN A TIMELY MANNER, ANY PHYSICAL RESTRICTIONS THAT MAY IMPEDE THE COMPLETION OF THE SEATING AND DECOR PACKAGE.

WRITTEN DIMENSIONS SUPERSEDE SCALED MEASUREMENTS IN ALL CASES. DO NOT SCALE OFF OF PLANS. FOR ADDITIONAL DIMENSIONS CALL FCC'S CUSTOMER SERVICE MANAGER AT 800.322.7328.

FCC REQUIRES VERIFICATION OF FIELD DIMENSIONS FROM THE ARCHITECT / GENERAL CONTRACTOR FOR THE FABRICATION OF COMMERCIAL FURNITURE, DECOR, CORE DRILL AND SEATING SPACE PLANS. WHEN FIELD DIMENSIONS CANNOT BE ATTAINED, SHIPMENTS MAY BE SUBJECT TO TIME DELAYS. THE GENERAL CONTRACTOR SHALL VERIFY ALL DIMENSIONS AND CONDITIONS ON SITE AND NOTIFY FCC COMMERCIAL FURNITURE OF ALL DISCREPANCIES PRIOR TO COMMENCING DECOR DESIGN.

THE GENERAL CONTRACTOR WILL BE RESPONSIBLE FOR DISPOSAL OF ALL PACKAGING MATERIAL FROM SEATING AND DECOR PRODUCTS.

THE CREW ROOM AND VESTIBULE FINISHES TO BE THE SAME AS THE MAIN DINING ROOM, UNLESS OTHERWISE STATED BY THE OWNER OR NOTED ON PLANS AND IN THE SPECIFICATION BY FCC.

REBUILDS AND REMODEL PROJECTS:

CASE OF REBUILDING OR REMODELING PROJECTS, ALL EXISTING SEATING, DECOR, AND WALL FINISHES ARE TO BE PREPPED AND READY TO RECEIVE NEW FINISHES BY THE OWNER AND/OR GENERAL CONTRACTOR, UNLESS OTHERWISE NOTED.

FLOOR AND BASE TILE MUST BE IN GOOD REPAIR BEFORE ANY CORE DRILLING IS ALLOWED.

ALL DIMENSIONS ARE FROM EXISTING FINISHES, UNLESS OTHERWISE NOTED. MAKE APPROPRIATE ALLOWANCES FOR NEW FINISH WORK.

CONTACT FCC'S CUSTOMER SERVICE MANAGERS FOR ANY CONFLICTS BETWEEN FCC'S DECOR AND ELECTRICAL OR HVAC EQUIPMENT.

GENERAL FLOORING NOTES:

ALL FLOOR, SCHLUTER STRIP, AND COVE BASE TILE TO BE PROVIDED BY AND INSTALLED BY GENERAL CONTRACTOR, UNLESS OTHERWISE NOTED.

FCC IS NOT LIABLE FOR CORED STEEL THAT MAY BECOME UNSTABLE AS A RESULT OF DRILLING THROUGH A CONCRETE SLAB. NOTIFY FCC, ARCHITECT, AND GENERAL CONTRACTOR OF ANY SLAB LESS THAN FIVE (5") INCHES THICK.

FCC IS NOT RESPONSIBLE FOR DAMAGE OF ANY MECHANICAL ELEMENTS LOCATED IN THE FINISHED FLOOR.

COVE BASE AND/OR BULLNOSE TILE ON FCC DIVIDER WALLS TO BE SUPPLIED AND INSTALLED BY THE GENERAL CONTRACTOR UNLESS OTHERWISE NOTED.

GENERAL CONTRACTOR IS RESPONSIBLE FOR SUPPLYING AND INSTALLING ALL BACK OF HOUSE TILE. REFER TO ARCHITECTURAL PLAN SET FOR FULL KITCHEN PLANS.

GENERAL ELECTRICAL/HVAC/CEILING NOTES:

FCC LIGHTING PLANS ARE GUIDELINES ONLY. FCC WILL NOT BE HELD LIABLE FOR ADDITIONAL COSTS DUE TO ADJUSTING LIGHTING QUANTITIES OR LOCATIONS, VARIATIONS WITH ARCHITECTURAL PLANS OR LOCAL CODES.

GENERAL CONTRACTOR TO SUPPLY AND CONNECT ELECTRICAL PIGTAILS AT ALL CODED LOCATIONS FOR FCC DECOR PRODUCTS.

ALL ELECTRICAL FIXTURES, WIRING AND INSTALLATION TO BE "U.L. APPROVED." LIGHTING FIXTURES AND/OR HVAC MAY NEED TO BE RELOCATED BY GENERAL CONTRACTOR TO ACCOMMODATE DECOR. REFER TO CEILING PLANS.

GENERAL CONTRACTOR TO CONTACT CONSTRUCTION ENGINEER TO VERIFY ALL LIGHTING PLACEMENTS AND FINAL HVAC LOCATIONS.

GENERAL WARRANTIES:

LIMITED WARRANTY: FCC COMMERCIAL FURNITURE WARRANTS TO THE OWNER/CLIENT THAT THE PRODUCTS SOLD WILL BE FREE FROM MATERIAL DEFECTS IN WORKMANSHIP UNDER NORMAL USE AND SERVICE FOR A PERIOD OF ONE YEAR FROM THE DATE OF FCC COMMERCIAL FURNITURE'S DELIVERY OF PRODUCTS TO THE DELIVERED LOCATION. THERE IS NO WARRANTY IN CASES OF DAMAGES IN TRANSIT, NEGLIGENCE, ABUSE, ABNORMAL USAGE, MISUSE, ACCIDENTS, NORMAL WEAR AND TEAR, DAMAGE DUE TO ENVIRONMENTAL OR NATURAL ELEMENTS, FAILURE TO FOLLOW FCC'S INSTRUCTIONS, OR IMPROPER INSTALLATION, STORAGE AND/OR MAINTENANCE.

THE OWNER/CLIENT SHALL VERIFY THE CONDITIONS OF THE SHIPMENT AND NOTIFY FCC COMMERCIAL FURNITURE OF ANY DAMAGES WITHIN 24 HOURS. TRANSFER OF TITLE OCCURS UPON SHIPMENT F.O.B. FROM FCC'S FACILITY. THE OWNER/CLIENT SHALL ACCOMPANY A FCC COMMERCIAL FURNITURE REPRESENTATIVE ON A PROJECT COMPLETION WALK THROUGH TO IDENTIFY INCOMPLETE WORK.

B.K.C. APPROVED

THIS PROJECT HAS BEEN SUBMITTED AND APPROVED BY BURGER KING CORPORATE.

APPROVED DRAWINGS FOR CONSTRUCTION:

ITEMS PROVIDED AND/OR BUILT BY G.C. / INSTALLER / CUSTOMER ARE APPROVED TO BE ORDERED / BUILT PER THIS SET OF PLANS. ITEMS BUILT / PROVIDED BY FCC COMMERCIAL FURNITURE SHOULD STILL BE CONSIDERED PRELIMINARY UNTIL FINAL DRAWINGS ARE RELEASED.



FCC COMMERCIAL FURNITURE INC.
8452 OLD HWY 99 N. ROSEBURG, OR 97470 USA
T. 800.322.7328 | F. 541.673.7441 | WWW.FCCFURN.COM

DESIGNED AND BUILT IN U.S.A.

PROPERTY OF FCC COMMERCIAL FURNITURE
THIS IS A FOR DESIGN PURPOSE TO EXPRESS DESIGN CONCEPTS TO THE ARCHITECT, CLIENT, CONTRACTOR AND INSTALLER FOR THE PROJECT SHOWN. THIS DESIGN AND THE CONCEPTS HEREIN SHALL NOT BE ALTERED OR USED AS CONSTRUCTION DOCUMENTS. DO NOT REPRODUCE OR LEND WITHOUT WRITTEN PERMISSION FROM FCC COMMERCIAL FURNITURE INC.

IMPORTANT

WRITTEN DIMENSIONS HAVE PRECEDENCE OVER SCALE IN ALL CASES.

DO NOT SCALE OFF PLANS. CONTACT FCC COMMERCIAL FURNITURE'S REPRESENTATIVE TO VERIFY ANY QUESTIONABLE DIMENSIONS AT TELEPHONE # 800.322.7328

THE GENERAL CONTRACTOR MUST VERIFY ALL BUILDING DIMENSIONS, EQUIPMENT, FURNITURE PLACEMENT, UTILITY LOCATIONS, AND CONDITIONS AT THE JOB SITE.

THE GENERAL CONTRACTOR MUST NOTIFY FCC COMMERCIAL FURNITURE OF ALL DISCREPANCIES AND/OR REQUIRED ADJUSTMENTS PRIOR TO STARTING WORK.

FCC COMMERCIAL FURNITURE HAS PREPARED THESE DOCUMENTS AS ACCURATELY AS POSSIBLE WITH THE ARCHITECTURAL INFORMATION PROVIDED. DUE TO LACK OF ACCURATE AND COMPLETE DIMENSIONED ARCHITECTURAL PLANS, OWNER UNDERSTANDS THAT ADJUSTMENTS TO THE FINAL LOCATIONS OF EQUIPMENT AND/OR FURNITURE PLACEMENT MAY BE REQUIRED AT THE OWNER'S EXPENSE DUE TO DISCREPANCIES BASED ON ACTUAL JOB SITE DIMENSIONS AND CONDITIONS.

REFER TO ARCHITECTURAL OR ENGINEER DRAWINGS FOR COMPLETE AND ACCURATE DIMENSIONS OF BUILDING STRUCTURE.

THESE CONTRACT DOCUMENTS AND THE INFORMATION THEY CONTAIN ARE THE PROPERTY OF FCC COMMERCIAL FURNITURE INC., ROSEBURG, OREGON, 97470.

ALL PREPARED CONTRACT DOCUMENTS MAY NOT BE COPIED, REPRODUCED, USED OR IMPLEMENTED IN ANY WAY, IN PART OR IN WHOLE, WITHOUT THE EXPRESS WRITTEN CONSENT OF FCC COMMERCIAL FURNITURE INC.

ANY UNAUTHORIZED USE OF THESE PLANS WILL RESULT IN PAYMENT DUE FOR SERVICES RENDERED BY FCC COMMERCIAL FURNITURE INC.

ANY DEVIATIONS FROM THESE DRAWINGS FOR ANY REASON SHALL NOT BE DONE WITHOUT CONSENT OF FCC COMMERCIAL FURNITURE INC. IN ADVANCE. IN WRITING. FCC COMMERCIAL FURNITURE IS NOT RESPONSIBLE FOR DEVIATIONS, CHANGES, ADDITIONS, OR DELETIONS NOT REVIEWED AND APPROVED IN ADVANCE BY FCC COMMERCIAL FURNITURE INC.

THESE DOCUMENTS REFLECT SPECIFIC SEATING AND DECOR EQUIPMENT ORDERED OF DATE SHOWN BELOW.

CLIENT:



Burger King #515
1313 28th. St. SW
Wyoming, MI 49509
Decor: Garden Grill
Building Type: Remodel

CUSTOMER

Factorial Holdings

SHEET TITLE:
PROJECT
COVER PAGE

WORK ORDER NUMBER:

FINALS BY:

DRAWN BY:
Nathan James
SCALE:

NTS

ORIGINAL DATE:

March 18, 2021

PLOT DATE:

April 9, 2021

PROJECT #:

22113-001

SHEET #:

D0.0

INDEX OF DRAWINGS:

- SHEET D0.0 - COVER SHEET**
CUSTOMER INFORMATION, GENERAL NOTES
- SHEET D1.0 - SEATING LAYOUT**
FURNITURE COMPONENT, SEATING CAPACITY
- SHEET D1.1 - PRELIMINARY METALWORK LAYOUT**
DO NOT CORE DRILL FROM THIS PLAN
- SHEET D2.0 THRU D2.2 - INTERIOR BUILDING ELEVATIONS**
INTERIOR WALL CONDITIONS AND FINISHES
- SHEET D3.0 THRU D3.1 - DECOR ELEVATIONS / DETAILS**
FCC DECOR ITEMS
- SHEET D4.0 - REFLECTED CEILING PLAN**
FOR REFERENCE ONLY, DECOR LIGHTING
- SHEET D5.0 - FLOOR TILE PLAN**
MAIN & ACCENT FLOOR TILE LOCATION
- SHEET D6.0 - BUILDING FINISH LAYOUT**
BUILDING FINISH LOCATIONS
- SHEET D7.0 - G.C. PLAN**
GC BUILT ITEMS AND ELECTRICAL
- SHEET D7.1 - WAY FINDING SIGNAGE**
- SHEET D8.0 THRU D8.3 - DECOR SPECIFICATIONS**
FCC FURNITURE ITEMS
- SHEET D8.4 THRU D8.6 - FINISH SPECIFICATIONS**
INTERIOR BUILDING FINISH SPECIFICATIONS
- SHEET D9.0 - VERIFICATION PLAN**
NOTE: FILL OUT AND RETURN TO FCC

PROJECT CONTACTS:

PLEASE CONTACT ONE OF THE FOLLOWING FCC COMMERCIAL FURNITURE TEAM MEMBERS TO ADDRESS CONCERNS YOU MAY HAVE:

FCC COMMERCIAL FURNITURE, INC.
T. 800.322.7328

DESIGN MANAGER:
MICKEY HINES
T. 800.322.7328 EXT. 210
DRAFTING MANAGER:
DAVID GALSTER
T. 800.322.7328 EXT. 226

PROJECT COORDINATOR
CHANDRA COUNTS
T. 800.322.7328 EXT. 211

SALESPERSON
CURTIS TIANO
T. 507.581.1056

LEGEND:

REFER TO EACH SHEET FOR ALL NOTES OR CONTRACTOR INFORMATION AND / OR SCHEDULES.

FCC SEATING / DECOR ELEMENT

ITEMS NOT BY FCC & BK CODES

APPROVAL PRINT
PLEASE SIGN, DATE AND RETURN TO
FCC COMMERCIAL FURNITURE INC

APPROVED: _____ DATE: _____

AS NOTED: _____ DATED: _____

APPROVED: _____ DATE: _____

NOTES:

PROJECT REVISIONS			
DATE	REV. #	DESCRIPTION	INITIALS
03/24/21	△	Checked by Beth.	---
04/09/21	△	Added window on drive thru side of building. Revised seating.	ALM
00/00/00	△	---	---
00/00/00	△	---	---
00/00/00	△	---	---



FCC COMMERCIAL FURNITURE INC.
8452 OLD HWY 99 N. ROSEBURG, OR 97470 USA
T: 800.322.7328 | F: 541.673.7441 | WWW.FCCFURN.COM
DESIGNED AND BUILT IN U.S.A.

PROPERTY OF FCC COMMERCIAL FURNITURE
THIS IS A FOR DESIGN PURPOSE TO EXPRESS DESIGN CONCEPTS TO THE ARCHITECT, CLIENT, CONTRACTOR AND INSTALLER FOR THE PROJECT SHOWN. THIS DESIGN AND THE CONCEPTS HEREIN SHALL NOT BE ALTERED OR USED AS CONSTRUCTION DOCUMENTS. DO NOT REPRODUCE OR LEND WITHOUT WRITTEN PERMISSION FROM FCC COMMERCIAL FURNITURE INC.

IMPORTANT

WRITTEN DIMENSIONS HAVE PRECEDENCE OVER SCALE IN ALL CASES.

DO NOT SCALE OFF PLANS. CONTACT FCC COMMERCIAL FURNITURE'S REPRESENTATIVE TO VERIFY ANY QUESTIONABLE DIMENSIONS AT TELEPHONE # 800.322.7328

THE GENERAL CONTRACTOR MUST VERIFY ALL BUILDING DIMENSIONS, EQUIPMENT, FURNITURE PLACEMENT, UTILITY LOCATIONS, AND CONDITIONS AT THE JOB SITE.

THE GENERAL CONTRACTOR MUST NOTIFY FCC COMMERCIAL FURNITURE OF ALL DISCREPANCIES AND/OR REQUIRED ADJUSTMENTS PRIOR TO STARTING WORK.

FCC COMMERCIAL FURNITURE HAS PREPARED THESE DOCUMENTS AS ACCURATELY AS POSSIBLE WITH THE ARCHITECTURAL INFORMATION PROVIDED. DUE TO LACK OF ACCURATE AND COMPLETE DIMENSIONED ARCHITECTURAL PLANS, OWNER UNDERSTANDS THAT ADJUSTMENTS TO THE FINAL LOCATIONS OF EQUIPMENT AND/OR FURNITURE PLACEMENT MAY BE REQUIRED AT THE OWNER'S EXPENSE DUE TO DISCREPANCIES BASED ON ACTUAL JOB SITE DIMENSIONS AND CONDITIONS.

REFER TO ARCHITECTURAL OR ENGINEER DRAWINGS FOR COMPLETE AND ACCURATE DIMENSIONS OF BUILDING STRUCTURE.

THESE CONTRACT DOCUMENTS AND THE INFORMATION THEY CONTAIN ARE THE PROPERTY OF FCC COMMERCIAL FURNITURE INC., ROSEBURG, OREGON, 97470.

ALL PREPARED CONTRACT DOCUMENTS MAY NOT BE COPIED, REPRODUCED, USED OR IMPLEMENTED IN ANY WAY, IN PART OR IN WHOLE, WITHOUT THE EXPRESS WRITTEN CONSENT OF FCC COMMERCIAL FURNITURE INC.

ANY UNAUTHORIZED USE OF THESE PLANS WILL RESULT IN PAYMENT DUE FOR SERVICES RENDERED BY FCC COMMERCIAL FURNITURE INC.

ANY DEVIATIONS FROM THESE DRAWINGS FOR ANY REASON SHALL NOT BE DONE WITHOUT CONSENT OF FCC COMMERCIAL FURNITURE INC. IN ADVANCE. IN WRITING. FCC COMMERCIAL FURNITURE IS NOT RESPONSIBLE FOR DEVIATIONS, CHANGES, ADDITIONS, OR DELETIONS NOT REVIEWED AND APPROVED IN ADVANCE BY FCC COMMERCIAL FURNITURE INC.

THESE DOCUMENTS REFLECT SPECIFIC SEATING AND DECOR EQUIPMENT ORDERED OF DATE SHOWN BELOW.

CLIENT:



Burger King #515
1313 28th. St. SW
Wyoming, MI 49509
Decor: Garden Grill
Building Type: Remodel

CUSTOMER
Factorial Holdings

SHEET TITLE:
DINING ROOM
SEATING LAYOUT

WORK ORDER NUMBER:

FINALS BY:

DRAWN BY:
Nathan James

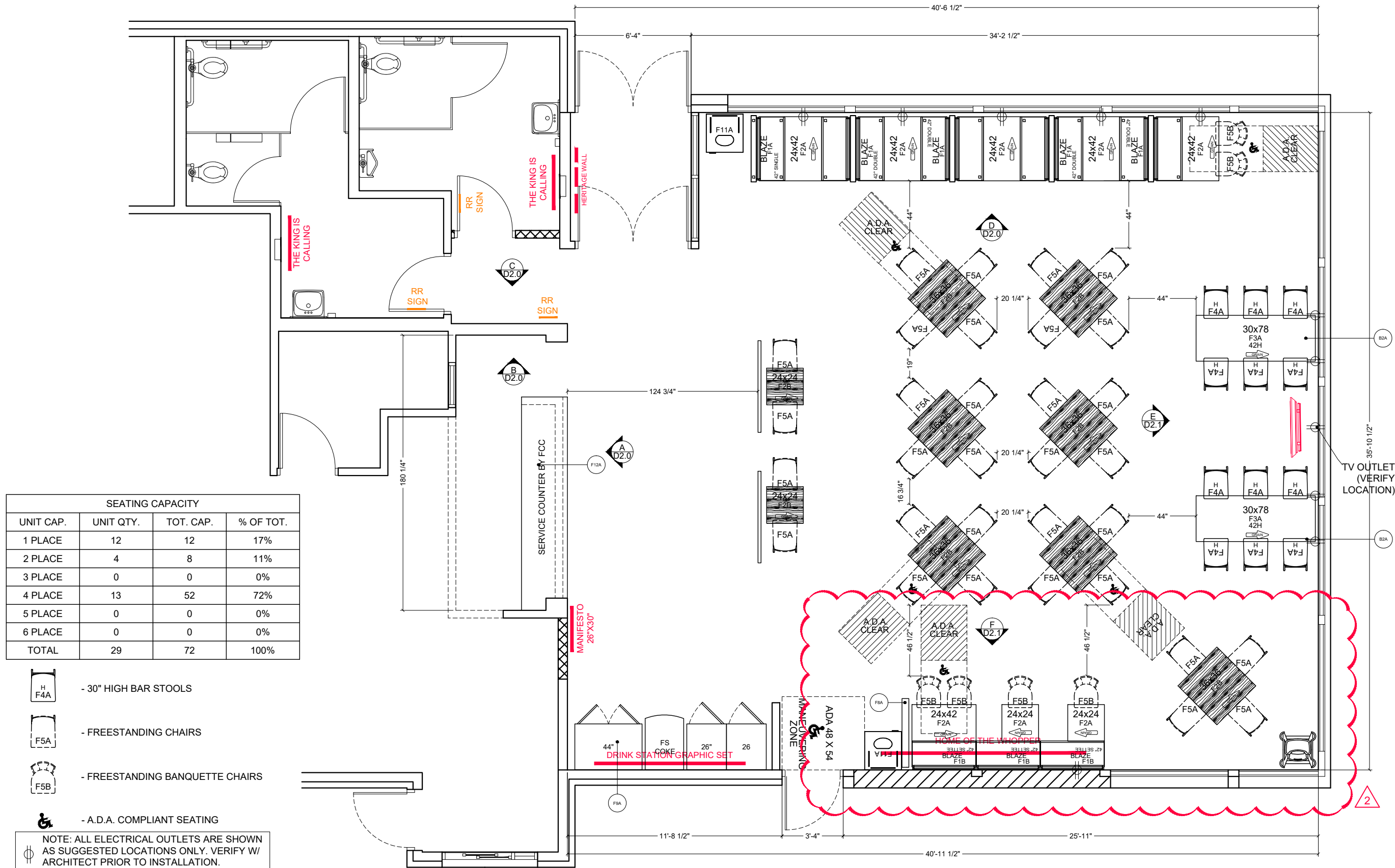
SCALE:
3/16" = 1'-0"

ORIGINAL DATE:
March 18, 2021

PLOT DATE:
April 9, 2021

PROJECT #:
22113-001

SHEET #:
D1.0



SEATING CAPACITY			
UNIT CAP.	UNIT QTY.	TOT. CAP.	% OF TOT.
1 PLACE	12	12	17%
2 PLACE	4	8	11%
3 PLACE	0	0	0%
4 PLACE	13	52	72%
5 PLACE	0	0	0%
6 PLACE	0	0	0%
TOTAL	29	72	100%

- 30" HIGH BAR STOOLS
- FREESTANDING CHAIRS
- FREESTANDING BANQUETTE CHAIRS
- A.D.A. COMPLIANT SEATING

NOTE: ALL ELECTRICAL OUTLETS ARE SHOWN AS SUGGESTED LOCATIONS ONLY. VERIFY W/ ARCHITECT PRIOR TO INSTALLATION.



FCC COMMERCIAL FURNITURE INC.
8452 OLD HWY 99 N. ROSEBURG, OR 97470 USA
T: 800.322.7328 | F: 541.673.7441 | WWW.FCCFURN.COM
DESIGNED AND BUILT IN U.S.A.

PROPERTY OF FCC COMMERCIAL FURNITURE
THIS IS A FOR DESIGN PURPOSE TO EXPRESS DESIGN CONCEPTS TO THE ARCHITECT, CLIENT, CONTRACTOR AND INSTALLER FOR THE PROJECT SHOWN. THIS DESIGN AND THE CONCEPTS HEREIN SHALL NOT BE ALTERED OR USED AS CONSTRUCTION DOCUMENTS. DO NOT REPRODUCE OR LEND WITHOUT WRITTEN PERMISSION FROM FCC COMMERCIAL FURNITURE INC.

IMPORTANT

WRITTEN DIMENSIONS HAVE PRECEDENCE OVER SCALE IN ALL CASES.

DO NOT SCALE OFF PLANS. CONTACT FCC COMMERCIAL FURNITURE'S REPRESENTATIVE TO VERIFY ANY QUESTIONABLE DIMENSIONS AT TELEPHONE # 800.322.7328

THE GENERAL CONTRACTOR MUST VERIFY ALL BUILDING DIMENSIONS, EQUIPMENT, FURNITURE PLACEMENT, UTILITY LOCATIONS, AND CONDITIONS AT THE JOB SITE.

THE GENERAL CONTRACTOR MUST NOTIFY FCC COMMERCIAL FURNITURE OF ALL DISCREPANCIES AND/OR REQUIRED ADJUSTMENTS PRIOR TO STARTING WORK.

FCC COMMERCIAL FURNITURE HAS PREPARED THESE DOCUMENTS AS ACCURATELY AS POSSIBLE WITH THE ARCHITECTURAL INFORMATION PROVIDED. DUE TO LACK OF ACCURATE AND COMPLETE DIMENSIONED ARCHITECTURAL PLANS, OWNER UNDERSTANDS THAT ADJUSTMENTS TO THE FINAL LOCATIONS OF EQUIPMENT AND/OR FURNITURE PLACEMENT MAY BE REQUIRED AT THE OWNER'S EXPENSE DUE TO DISCREPANCIES BASED ON ACTUAL JOB SITE DIMENSIONS AND CONDITIONS.

REFER TO ARCHITECTURAL OR ENGINEER DRAWINGS FOR COMPLETE AND ACCURATE DIMENSIONS OF BUILDING STRUCTURE.

THESE CONTRACT DOCUMENTS AND THE INFORMATION THEY CONTAIN ARE THE PROPERTY OF FCC COMMERCIAL FURNITURE INC., ROSEBURG, OREGON, 97470.

ALL PREPARED CONTRACT DOCUMENTS MAY NOT BE COPIED, REPRODUCED, USED OR IMPLEMENTED IN ANY WAY, IN PART OR IN WHOLE, WITHOUT THE EXPRESS WRITTEN CONSENT OF FCC COMMERCIAL FURNITURE INC.

ANY UNAUTHORIZED USE OF THESE PLANS WILL RESULT IN PAYMENT DUE FOR SERVICES RENDERED BY FCC COMMERCIAL FURNITURE INC.

ANY DEVIATIONS FROM THESE DRAWINGS FOR ANY REASON SHALL NOT BE DONE WITHOUT CONSENT OF FCC COMMERCIAL FURNITURE INC. IN ADVANCE. IN WRITING. FCC COMMERCIAL FURNITURE IS NOT RESPONSIBLE FOR DEVIATIONS, CHANGES, ADDITIONS, OR DELETIONS NOT REVIEWED AND APPROVED IN ADVANCE BY FCC COMMERCIAL FURNITURE INC.

THESE DOCUMENTS REFLECT SPECIFIC SEATING AND DECOR EQUIPMENT ORDERED OF DATE SHOWN BELOW.

CLIENT:



Burger King #515
1313 28th. St. SW
Wyoming, MI 49509
Decor: Garden Grill
Building Type: Remodel

CUSTOMER
Factorial Holdings

SHEET TITLE:
DINING ROOM PRELIM.
METALWORK LAYOUT
WORK ORDER NUMBER:

FINALS BY:

DRAWN BY:
Nathan James

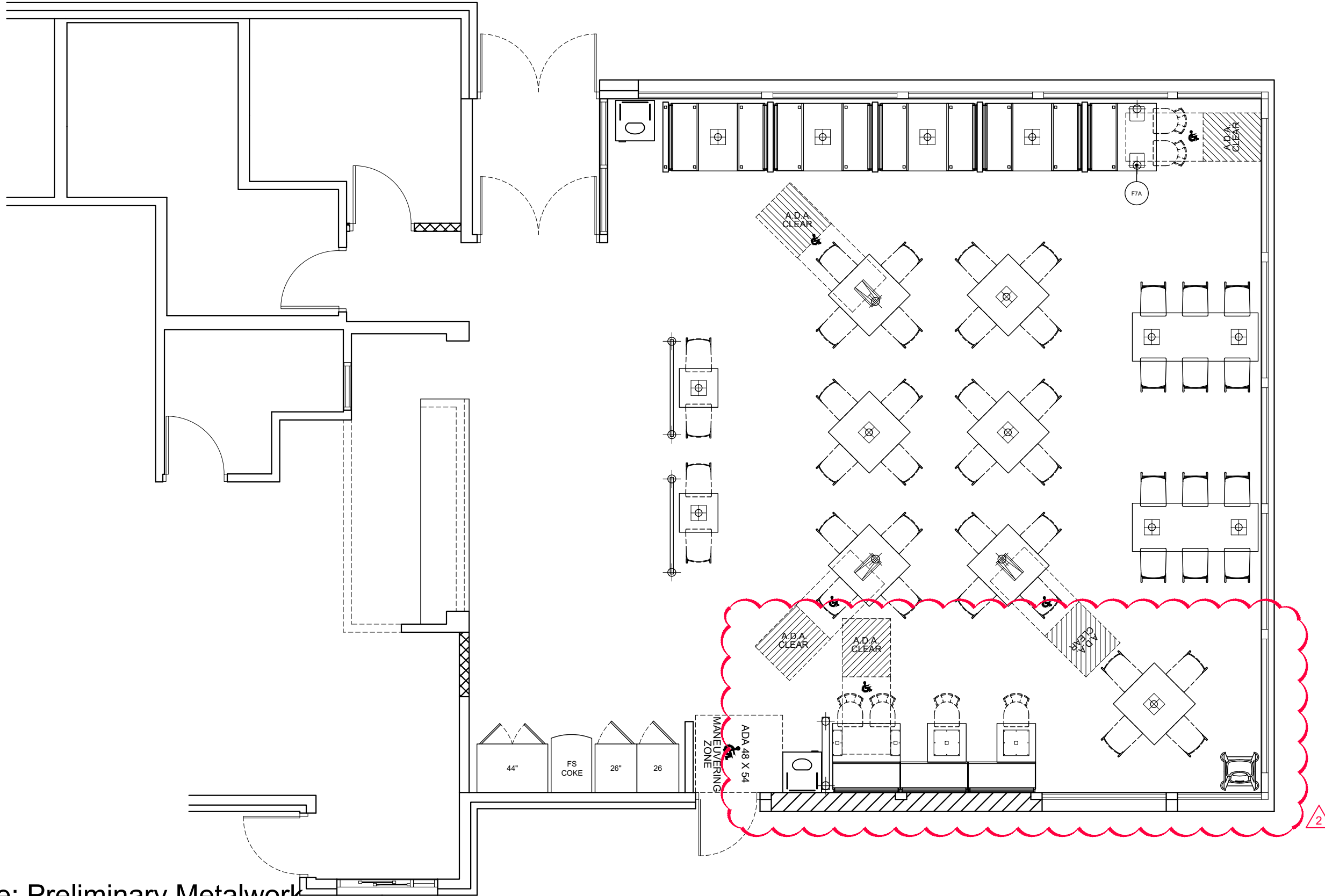
SCALE:
3/16" = 1'-0"

ORIGINAL DATE:
March 18, 2021

PLOT DATE:
April 9, 2021

PROJECT #:
22113-001

SHEET #:
D1.1



*Note: Preliminary Metalwork.
(DO NOT CORE FROM THIS PLAN)



FCC COMMERCIAL FURNITURE INC.
8452 OLD HWY 99 N. ROSEBURG, OR 97470 USA
T: 800.322.7328 | F: 541.673.7441 | WWW.FCCFURN.COM
DESIGNED AND BUILT IN U.S.A.

PROPERTY OF FCC COMMERCIAL FURNITURE
THIS IS A FOR DESIGN PURPOSE TO EXPRESS DESIGN CONCEPTS TO THE ARCHITECT, CLIENT, CONTRACTOR AND INSTALLER FOR THE PROJECT SHOWN. THIS DESIGN AND THE CONCEPTS HEREIN SHALL NOT BE ALTERED OR USED AS CONSTRUCTION DOCUMENTS. DO NOT REPRODUCE OR LEND WITHOUT WRITTEN PERMISSION FROM FCC COMMERCIAL FURNITURE INC.

IMPORTANT

WRITTEN DIMENSIONS HAVE PRECEDENCE OVER SCALE IN ALL CASES.

DO NOT SCALE OFF PLANS. CONTACT FCC COMMERCIAL FURNITURE'S REPRESENTATIVE TO VERIFY ANY QUESTIONABLE DIMENSIONS AT TELEPHONE # 800.322.7328

THE GENERAL CONTRACTOR MUST VERIFY ALL BUILDING DIMENSIONS, EQUIPMENT, FURNITURE PLACEMENT, UTILITY LOCATIONS, AND CONDITIONS AT THE JOB SITE.

THE GENERAL CONTRACTOR MUST NOTIFY FCC COMMERCIAL FURNITURE OF ALL DISCREPANCIES AND/OR REQUIRED ADJUSTMENTS PRIOR TO STARTING WORK.

FCC COMMERCIAL FURNITURE HAS PREPARED THESE DOCUMENTS AS ACCURATELY AS POSSIBLE WITH THE ARCHITECTURAL INFORMATION PROVIDED. DUE TO LACK OF ACCURATE AND COMPLETE DIMENSIONED ARCHITECTURAL PLANS, OWNER UNDERSTANDS THAT ADJUSTMENTS TO THE FINAL LOCATIONS OF EQUIPMENT AND/OR FURNITURE PLACEMENT MAY BE REQUIRED AT THE OWNER'S EXPENSE DUE TO DISCREPANCIES BASED ON ACTUAL JOB SITE DIMENSIONS AND CONDITIONS.

REFER TO ARCHITECTURAL OR ENGINEER DRAWINGS FOR COMPLETE AND ACCURATE DIMENSIONS OF BUILDING STRUCTURE.

THESE CONTRACT DOCUMENTS AND THE INFORMATION THEY CONTAIN ARE THE PROPERTY OF FCC COMMERCIAL FURNITURE INC., ROSEBURG, OREGON, 97470.

ALL PREPARED CONTRACT DOCUMENTS MAY NOT BE COPIED, REPRODUCED, USED OR IMPLEMENTED IN ANY WAY, IN PART OR IN WHOLE, WITHOUT THE EXPRESS WRITTEN CONSENT OF FCC COMMERCIAL FURNITURE INC.

ANY UNAUTHORIZED USE OF THESE PLANS WILL RESULT IN PAYMENT DUE FOR SERVICES RENDERED BY FCC COMMERCIAL FURNITURE INC.

ANY DEVIATIONS FROM THESE DRAWINGS FOR ANY REASON SHALL NOT BE DONE WITHOUT CONSENT OF FCC COMMERCIAL FURNITURE INC. IN ADVANCE. IN WRITING. FCC COMMERCIAL FURNITURE IS NOT RESPONSIBLE FOR DEVIATIONS, CHANGES, ADDITIONS, OR DELETIONS NOT REVIEWED AND APPROVED IN ADVANCE BY FCC COMMERCIAL FURNITURE INC.

THESE DOCUMENTS REFLECT SPECIFIC SEATING AND DECOR EQUIPMENT ORDERED OF DATE SHOWN BELOW.

CLIENT:



Burger King #515
1313 28th. St. SW
Wyoming, MI 49509
Decor: Garden Grill
Building Type: Remodel

CUSTOMER
Factorial Holdings

SHEET TITLE:
INTERIOR BUILDING
ELEVATIONS

WORK ORDER NUMBER:

FINALS BY:

DRAWN BY:
Nathan James
SCALE:

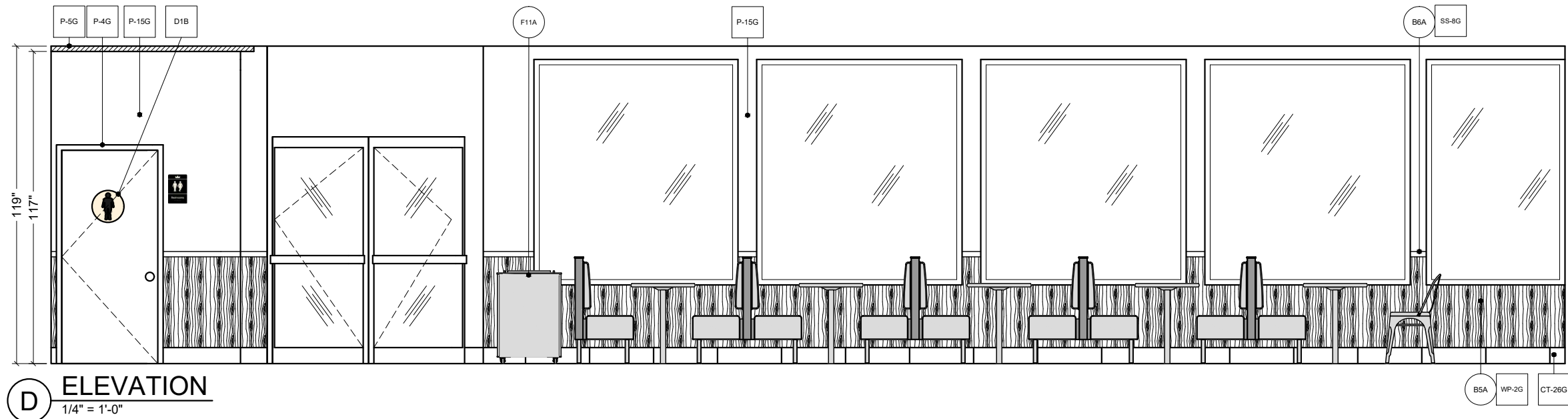
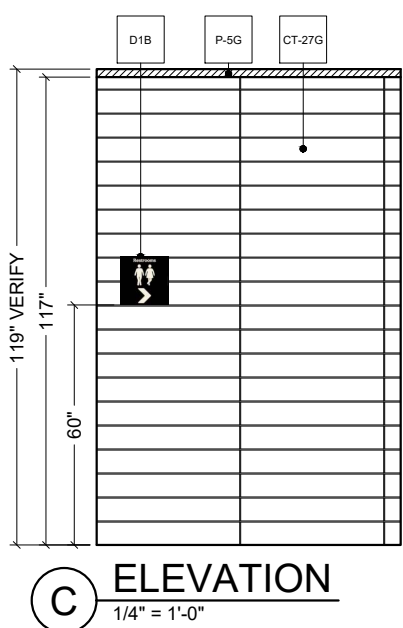
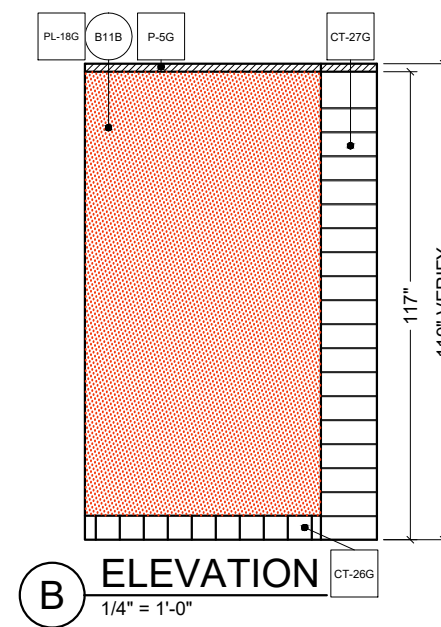
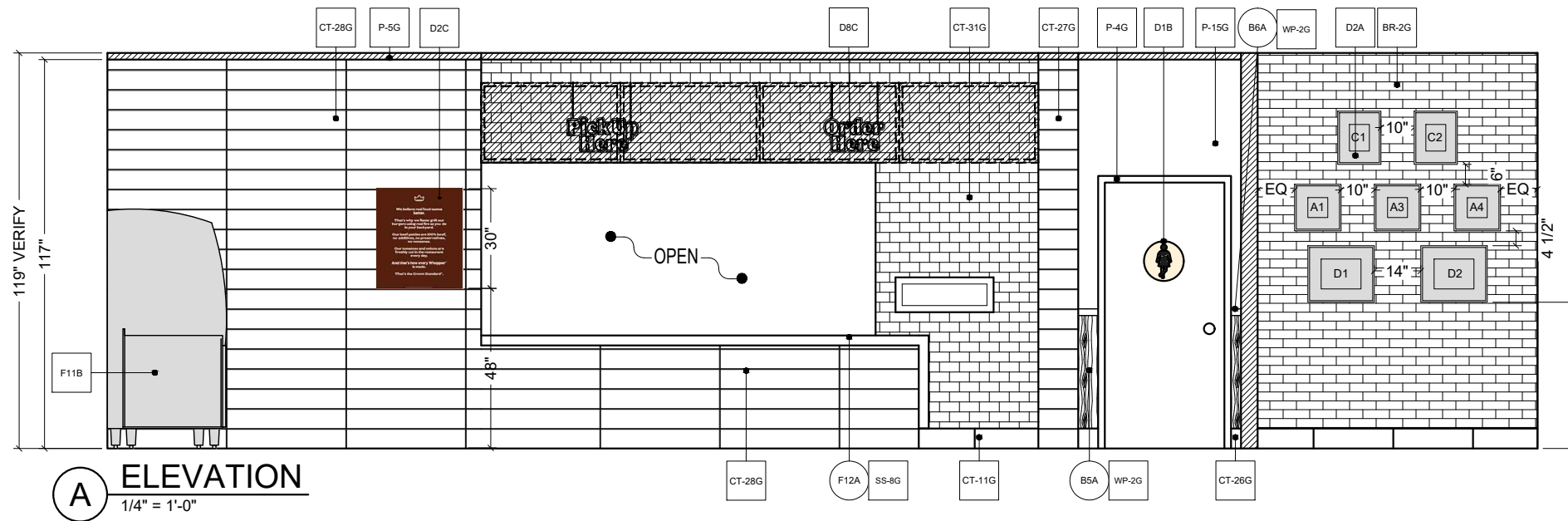
1/4" = 1'-0"

ORIGINAL DATE:
March 18, 2021

PLOT DATE:
April 9, 2021

PROJECT #:
22113-001

SHEET #:
D2.0



SHEET #:
D2.0



FCC COMMERCIAL FURNITURE INC.
8452 OLD HWY 99 N. ROSEBURG, OR 97470 USA
T: 800.322.7328 | F: 541.673.7441 | WWW.FCCFURN.COM
DESIGNED AND BUILT IN U.S.A.

PROPERTY OF FCC COMMERCIAL FURNITURE
THIS IS A FOR DESIGN PURPOSE TO EXPRESS DESIGN CONCEPTS TO THE ARCHITECT, CLIENT, CONTRACTOR AND INSTALLER FOR THE PROJECT SHOWN. THIS DESIGN AND THE CONCEPTS HEREIN SHALL NOT BE ALTERED OR USED AS CONSTRUCTION DOCUMENTS. DO NOT REPRODUCE OR LEND WITHOUT WRITTEN PERMISSION FROM FCC COMMERCIAL FURNITURE INC.

IMPORTANT

WRITTEN DIMENSIONS HAVE PRECEDENCE OVER SCALE IN ALL CASES.

DO NOT SCALE OFF PLANS. CONTACT FCC COMMERCIAL FURNITURE'S REPRESENTATIVE TO VERIFY ANY QUESTIONABLE DIMENSIONS AT TELEPHONE # 800.322.7328

THE GENERAL CONTRACTOR MUST VERIFY ALL BUILDING DIMENSIONS, EQUIPMENT, FURNITURE PLACEMENT, UTILITY LOCATIONS, AND CONDITIONS AT THE JOB SITE.

THE GENERAL CONTRACTOR MUST NOTIFY FCC COMMERCIAL FURNITURE OF ALL DISCREPANCIES AND/OR REQUIRED ADJUSTMENTS PRIOR TO STARTING WORK.

FCC COMMERCIAL FURNITURE HAS PREPARED THESE DOCUMENTS AS ACCURATELY AS POSSIBLE WITH THE ARCHITECTURAL INFORMATION PROVIDED. DUE TO LACK OF ACCURATE AND COMPLETE DIMENSIONED ARCHITECTURAL PLANS, OWNER UNDERSTANDS THAT ADJUSTMENTS TO THE FINAL LOCATIONS OF EQUIPMENT AND/OR FURNITURE PLACEMENT MAY BE REQUIRED AT THE OWNER'S EXPENSE DUE TO DISCREPANCIES BASED ON ACTUAL JOB SITE DIMENSIONS AND CONDITIONS.

REFER TO ARCHITECTURAL OR ENGINEER DRAWINGS FOR COMPLETE AND ACCURATE DIMENSIONS OF BUILDING STRUCTURE.

THESE CONTRACT DOCUMENTS AND THE INFORMATION THEY CONTAIN ARE THE PROPERTY OF FCC COMMERCIAL FURNITURE INC., ROSEBURG, OREGON, 97470.

ALL PREPARED CONTRACT DOCUMENTS MAY NOT BE COPIED, REPRODUCED, USED OR IMPLEMENTED IN ANY WAY, IN PART OR IN WHOLE, WITHOUT THE EXPRESS WRITTEN CONSENT OF FCC COMMERCIAL FURNITURE INC.

ANY UNAUTHORIZED USE OF THESE PLANS WILL RESULT IN PAYMENT DUE FOR SERVICES RENDERED BY FCC COMMERCIAL FURNITURE INC.

ANY DEVIATIONS FROM THESE DRAWINGS FOR ANY REASON SHALL NOT BE DONE WITHOUT CONSENT OF FCC COMMERCIAL FURNITURE INC. IN WRITING. FCC COMMERCIAL FURNITURE IS NOT RESPONSIBLE FOR DEVIATIONS, CHANGES, ADDITIONS, OR DELETIONS NOT REVIEWED AND APPROVED IN ADVANCE BY FCC COMMERCIAL FURNITURE INC.

THESE DOCUMENTS REFLECT SPECIFIC SEATING AND DECOR EQUIPMENT ORDERED OF DATE SHOWN BELOW.

CLIENT:



Burger King #515
1313 28th. St. SW
Wyoming, MI 49509
Decor: Garden Grill
Building Type: Remodel

CUSTOMER
Factorial Holdings

SHEET TITLE:
INTERIOR BUILDING
ELEVATIONS

WORK ORDER NUMBER:

FINALS BY:

DRAWN BY:
Nathan James
SCALE:

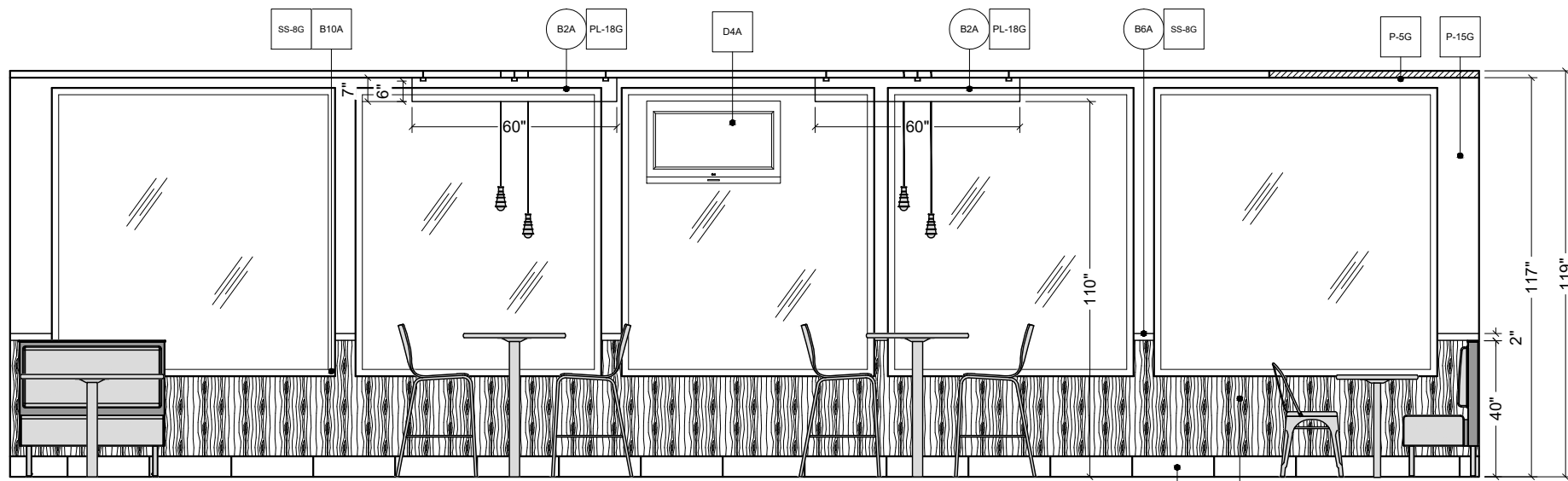
1/4" = 1'-0"

ORIGINAL DATE:
March 18, 2021

PLOT DATE:
April 9, 2021

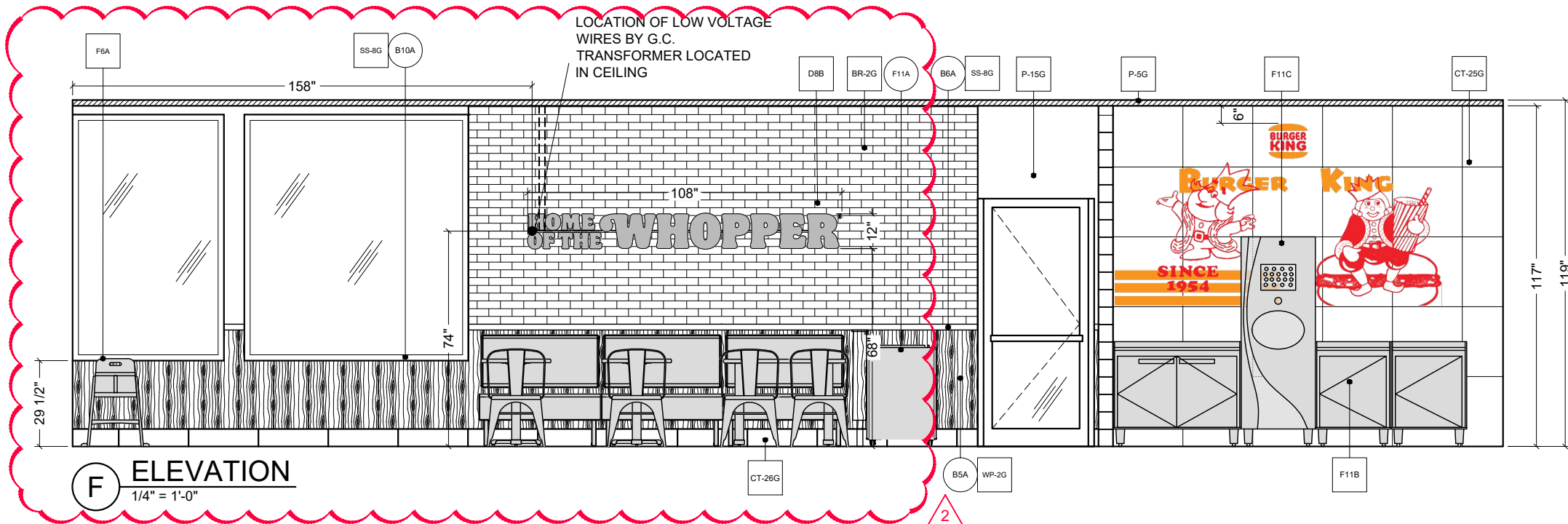
PROJECT #:
22113-001

SHEET #:
D2.1



E ELEVATION
1/4" = 1'-0"

CT-26G B5A WP-2G



F ELEVATION
1/4" = 1'-0"

CT-26G

B5A WP-2G

F11B





FCC COMMERCIAL FURNITURE INC.
8452 OLD HWY 99 N. ROSEBURG, OR 97470 USA
T: 800.322.7328 | F: 541.673.7441 | WWW.FCCFURN.COM
DESIGNED AND BUILT IN U.S.A.

PROPERTY OF FCC COMMERCIAL FURNITURE
THIS IS A FOR DESIGN PURPOSE TO EXPRESS DESIGN CONCEPTS TO THE ARCHITECT, CLIENT, CONTRACTOR AND INSTALLER FOR THE PROJECT SHOWN. THIS DESIGN AND THE CONCEPTS HEREIN SHALL NOT BE ALTERED OR USED AS CONSTRUCTION DOCUMENTS. DO NOT REPRODUCE OR LEND WITHOUT WRITTEN PERMISSION FROM FCC COMMERCIAL FURNITURE INC.

IMPORTANT

WRITTEN DIMENSIONS HAVE PRECEDENCE OVER SCALE IN ALL CASES.

DO NOT SCALE OFF PLANS. CONTACT FCC COMMERCIAL FURNITURE'S REPRESENTATIVE TO VERIFY ANY QUESTIONABLE DIMENSIONS AT TELEPHONE # 800.322.7328

THE GENERAL CONTRACTOR MUST VERIFY ALL BUILDING DIMENSIONS, EQUIPMENT, FURNITURE PLACEMENT, UTILITY LOCATIONS, AND CONDITIONS AT THE JOB SITE.

THE GENERAL CONTRACTOR MUST NOTIFY FCC COMMERCIAL FURNITURE OF ALL DISCREPANCIES AND/OR REQUIRED ADJUSTMENTS PRIOR TO STARTING WORK.

FCC COMMERCIAL FURNITURE HAS PREPARED THESE DOCUMENTS AS ACCURATELY AS POSSIBLE WITH THE ARCHITECTURAL INFORMATION PROVIDED. DUE TO LACK OF ACCURATE AND COMPLETE DIMENSIONED ARCHITECTURAL PLANS, OWNER UNDERSTANDS THAT ADJUSTMENTS TO THE FINAL LOCATIONS OF EQUIPMENT AND/OR FURNITURE PLACEMENT MAY BE REQUIRED AT THE OWNER'S EXPENSE DUE TO DISCREPANCIES BASED ON ACTUAL JOB SITE DIMENSIONS AND CONDITIONS.

REFER TO ARCHITECTURAL OR ENGINEER DRAWINGS FOR COMPLETE AND ACCURATE DIMENSIONS OF BUILDING STRUCTURE.

THESE CONTRACT DOCUMENTS AND THE INFORMATION THEY CONTAIN ARE THE PROPERTY OF FCC COMMERCIAL FURNITURE INC., ROSEBURG, OREGON, 97470.

ALL PREPARED CONTRACT DOCUMENTS MAY NOT BE COPIED, REPRODUCED, USED OR IMPLEMENTED IN ANY WAY, IN PART OR IN WHOLE, WITHOUT THE EXPRESS WRITTEN CONSENT OF FCC COMMERCIAL FURNITURE INC.

ANY UNAUTHORIZED USE OF THESE PLANS WILL RESULT IN PAYMENT DUE FOR SERVICES RENDERED BY FCC COMMERCIAL FURNITURE INC.

ANY DEVIATIONS FROM THESE DRAWINGS FOR ANY REASON SHALL NOT BE DONE WITHOUT CONSENT OF FCC COMMERCIAL FURNITURE INC. IN ADVANCE. IN WRITING. FCC COMMERCIAL FURNITURE IS NOT RESPONSIBLE FOR DEVIATIONS, CHANGES, ADDITIONS, OR DELETIONS NOT REVIEWED AND APPROVED IN ADVANCE BY FCC COMMERCIAL FURNITURE INC.

THESE DOCUMENTS REFLECT SPECIFIC SEATING AND DECOR EQUIPMENT ORDERED OF DATE SHOWN BELOW.

CLIENT:



Burger King #515
1313 28th. St. SW
Wyoming, MI 49509
Decor: Garden Grill
Building Type: Remodel

CUSTOMER
Factorial Holdings

SHEET TITLE:
INTERIOR BUILDING
ELEVATIONS

WORK ORDER NUMBER:

FINALS BY:

DRAWN BY:
Nathan James

SCALE:

1/4" = 1'-0"

ORIGINAL DATE:

March 18, 2021

PLOT DATE:

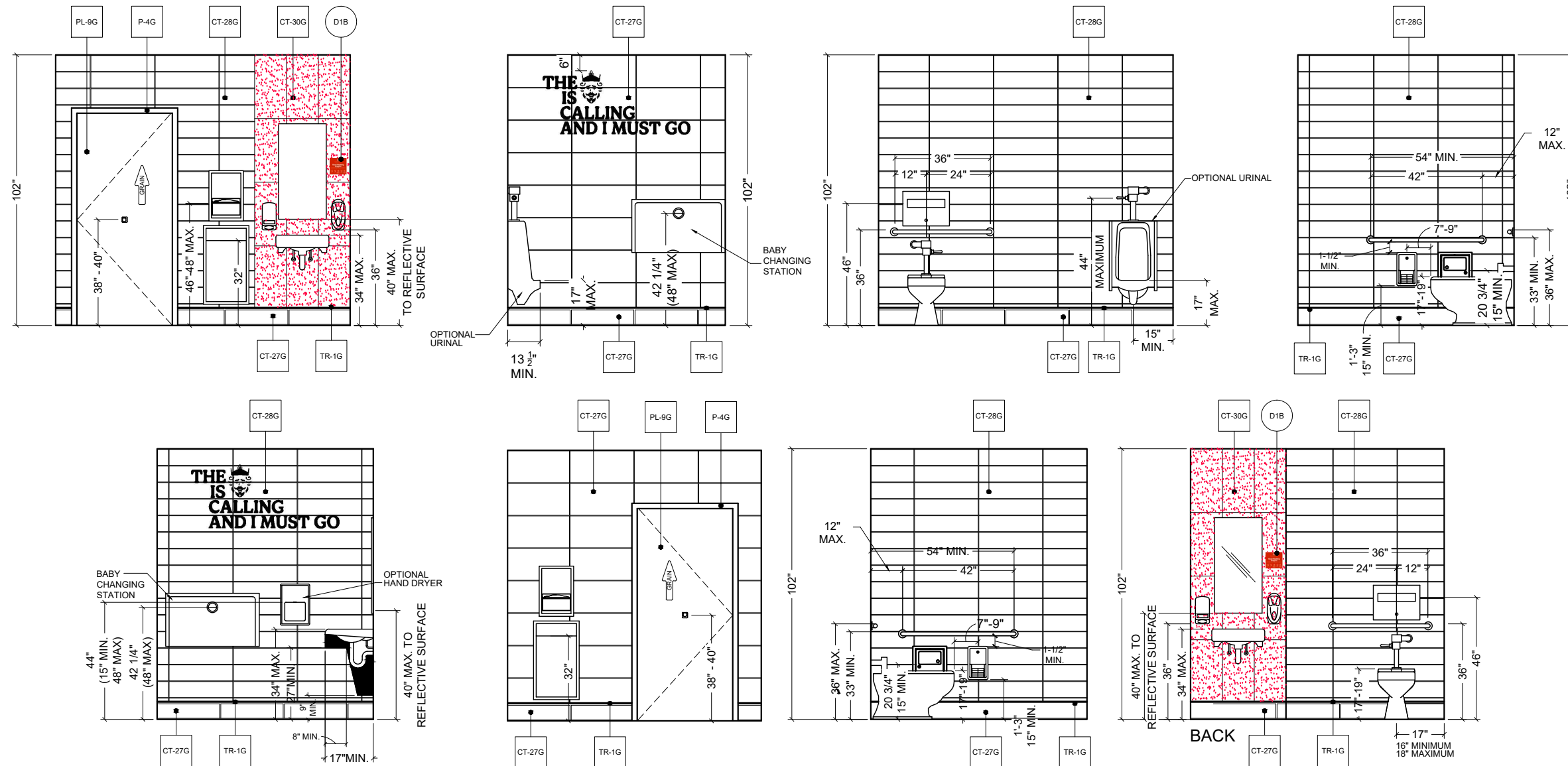
April 9, 2021

PROJECT #:

22113-001

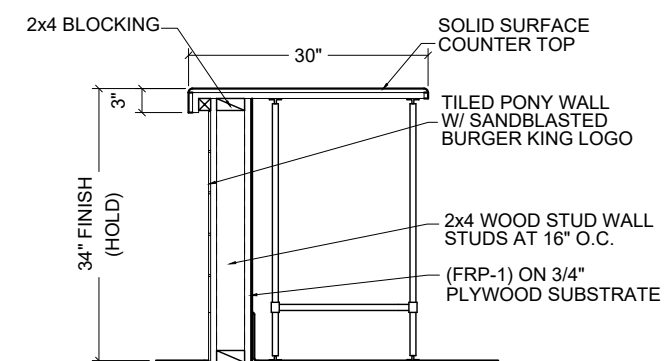
SHEET #:

D2.2

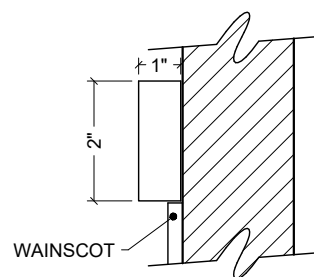


TYPICAL RESTROOM FINISH ELEVATIONS
RE : WALL FINISH PLAN

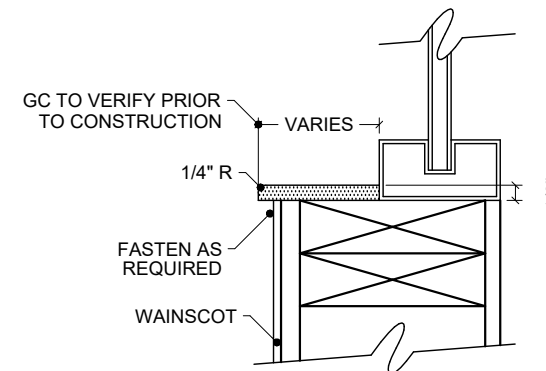
NOTE:
REFER TO 20/20 GARDEN GRILL DECOR GUIDELINES
FOUND AT DESIGNWITHBK.COM (INTERIOR DESIGN
GUIDELINES) FOR REQUIRED RESTROOM GRAPHICS.



1 SECTION AT SERVICE COUNTER
N.T.S.



2 SECTION AT CHAIR RAIL
N.T.S.



3 SECTION AT WINDOW SILLS
N.T.S.



FCC COMMERCIAL FURNITURE INC.
8452 OLD HWY 99 N. ROSEBURG, OR 97470 USA
T: 800.322.7328 | F: 541.673.7441 | WWW.FCCFURN.COM
DESIGNED AND BUILT IN U.S.A.

PROPERTY OF FCC COMMERCIAL FURNITURE
THIS IS A FOR DESIGN PURPOSE TO EXPRESS DESIGN CONCEPTS TO THE ARCHITECT, CLIENT, CONTRACTOR AND INSTALLER FOR THE PROJECT SHOWN. THIS DESIGN AND THE CONCEPTS HEREIN SHALL NOT BE ALTERED OR USED AS CONSTRUCTION DOCUMENTS. DO NOT REPRODUCE OR LEND WITHOUT WRITTEN PERMISSION FROM FCC COMMERCIAL FURNITURE INC.

IMPORTANT

WRITTEN DIMENSIONS HAVE PRECEDENCE OVER SCALE IN ALL CASES.

DO NOT SCALE OFF PLANS. CONTACT FCC COMMERCIAL FURNITURE'S REPRESENTATIVE TO VERIFY ANY QUESTIONABLE DIMENSIONS AT TELEPHONE # 800.322.7328

THE GENERAL CONTRACTOR MUST VERIFY ALL BUILDING DIMENSIONS, EQUIPMENT, FURNITURE PLACEMENT, UTILITY LOCATIONS, AND CONDITIONS AT THE JOB SITE.

THE GENERAL CONTRACTOR MUST NOTIFY FCC COMMERCIAL FURNITURE OF ALL DISCREPANCIES AND/OR REQUIRED ADJUSTMENTS PRIOR TO STARTING WORK.

FCC COMMERCIAL FURNITURE HAS PREPARED THESE DOCUMENTS AS ACCURATELY AS POSSIBLE WITH THE ARCHITECTURAL INFORMATION PROVIDED. DUE TO LACK OF ACCURATE AND COMPLETE DIMENSIONED ARCHITECTURAL PLANS, OWNER UNDERSTANDS THAT ADJUSTMENTS TO THE FINAL LOCATIONS OF EQUIPMENT AND/OR FURNITURE PLACEMENT MAY BE REQUIRED AT THE OWNER'S EXPENSE DUE TO DISCREPANCIES BASED ON ACTUAL JOB SITE DIMENSIONS AND CONDITIONS.

REFER TO ARCHITECTURAL OR ENGINEER DRAWINGS FOR COMPLETE AND ACCURATE DIMENSIONS OF BUILDING STRUCTURE.

THESE CONTRACT DOCUMENTS AND THE INFORMATION THEY CONTAIN ARE THE PROPERTY OF FCC COMMERCIAL FURNITURE INC., ROSEBURG, OREGON, 97470.

ALL PREPARED CONTRACT DOCUMENTS MAY NOT BE COPIED, REPRODUCED, USED OR IMPLEMENTED IN ANY WAY, IN PART OR IN WHOLE, WITHOUT THE EXPRESS WRITTEN CONSENT OF FCC COMMERCIAL FURNITURE INC.

ANY UNAUTHORIZED USE OF THESE PLANS WILL RESULT IN PAYMENT DUE FOR SERVICES RENDERED BY FCC COMMERCIAL FURNITURE INC.

ANY DEVIATIONS FROM THESE DRAWINGS FOR ANY REASON SHALL NOT BE DONE WITHOUT CONSENT OF FCC COMMERCIAL FURNITURE INC. IN WRITING. FCC COMMERCIAL FURNITURE IS NOT RESPONSIBLE FOR DEVIATIONS, CHANGES, ADDITIONS, OR DELETIONS NOT REVIEWED AND APPROVED IN ADVANCE BY FCC COMMERCIAL FURNITURE INC.

THESE DOCUMENTS REFLECT SPECIFIC SEATING AND DECOR EQUIPMENT ORDERED OF DATE SHOWN BELOW.

CLIENT:



Burger King #515
1313 28th. St. SW
Wyoming, MI 49509
Decor: Garden Grill
Building Type: Remodel

CUSTOMER
Factorial Holdings

SHEET TITLE:
DECOR
ELEVATIONS

WORK ORDER NUMBER:

FINALS BY:

DRAWN BY:
Nathan James
SCALE:

1/4" = 1'-0"

ORIGINAL DATE:
March 18, 2021

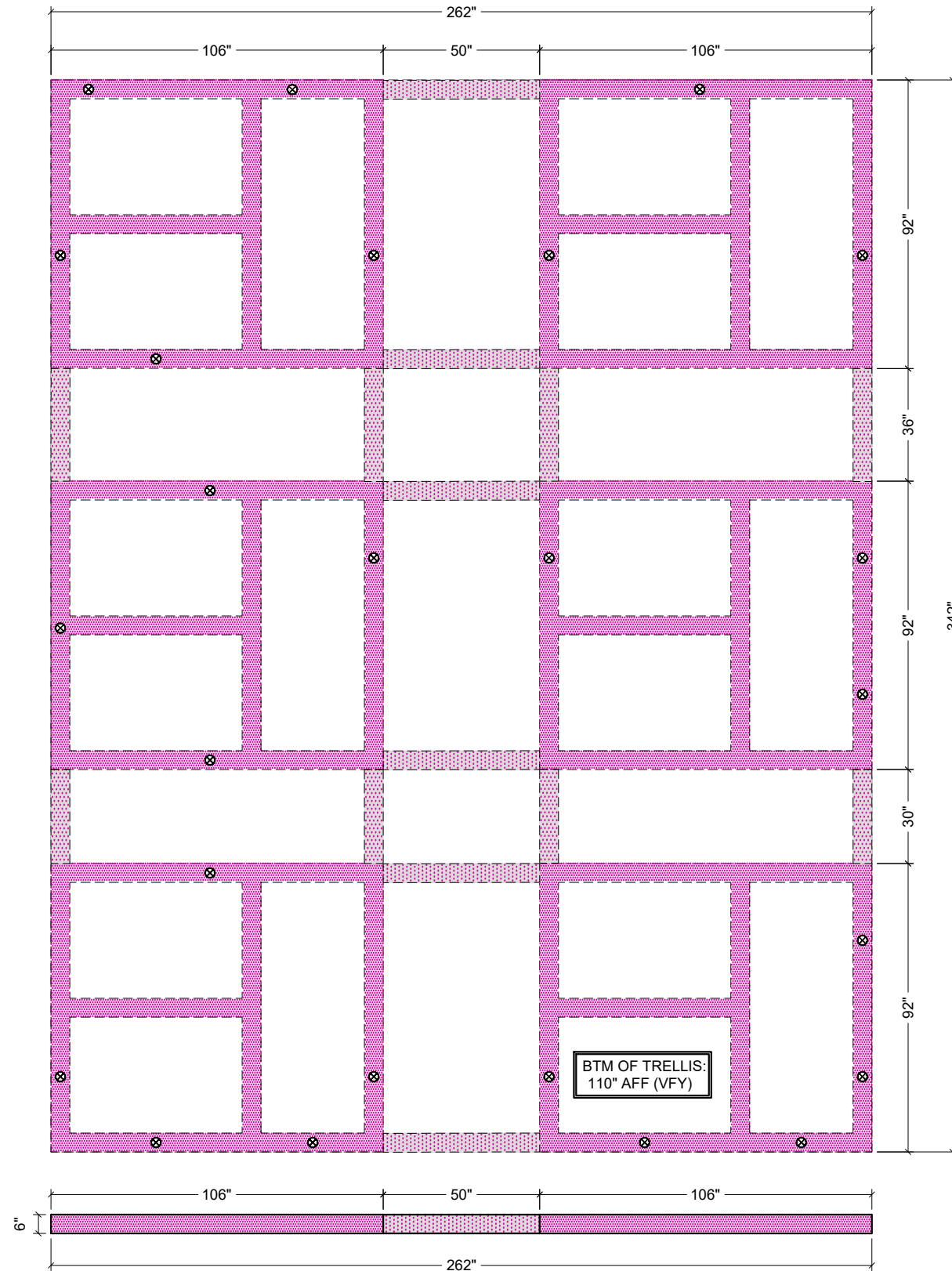
PLOT DATE:
April 9, 2021

PROJECT #:

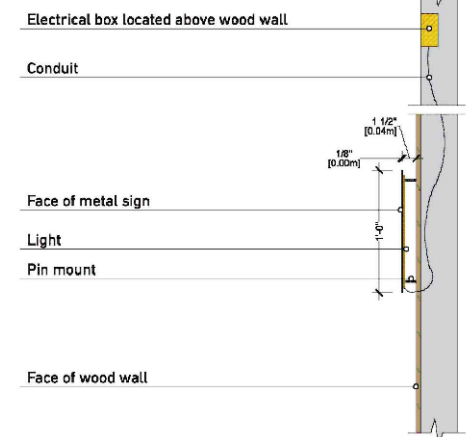
22113-001

SHEET #:

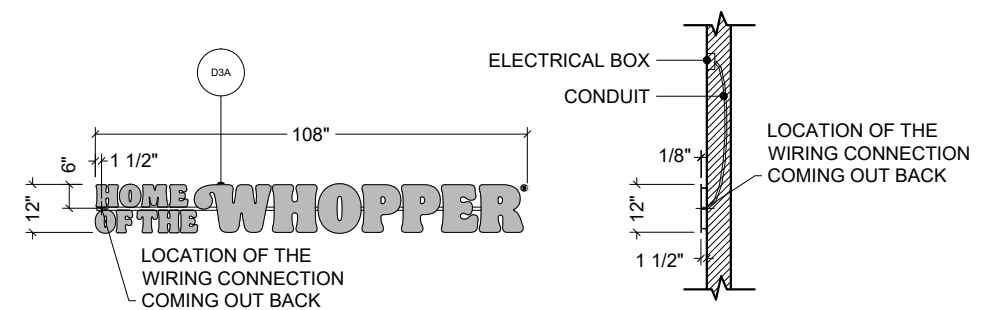
D3.0



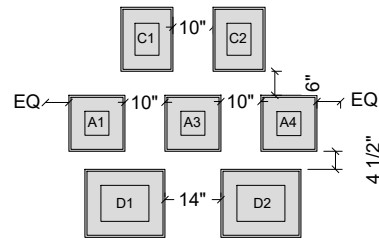
A TRELLIS SOFFIT DETAIL
1/4" = 1'-0"



HOTW Diagram

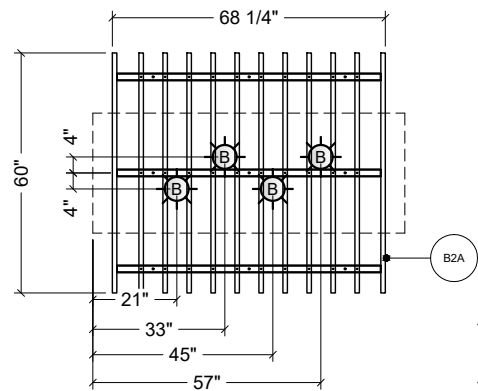


B DETAIL - HOME OF THE WHOPPER - BACKLIT
1/4" = 1'-0"



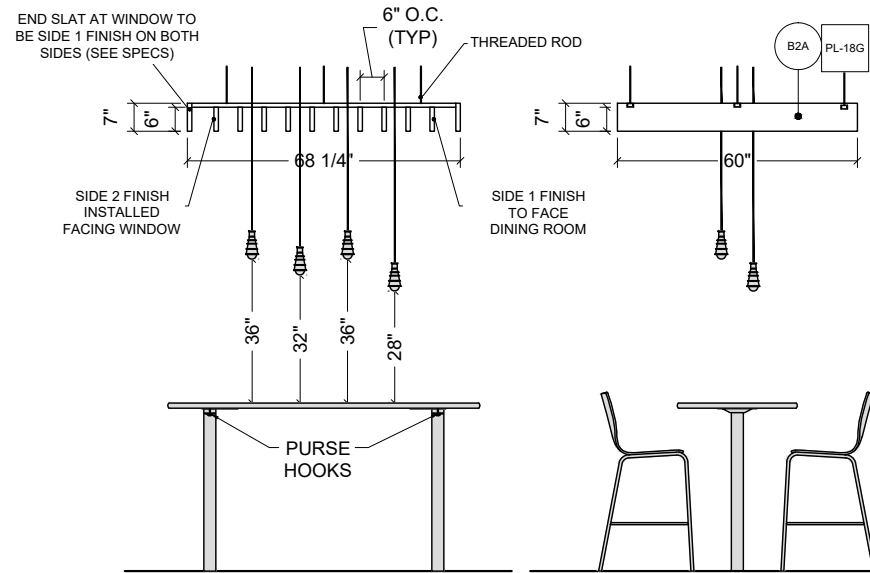
MEDIUM SIZE WALL(7'-0")

C HERITAGE WALL DETAIL
1/4" = 1'-0"



PLAN VIEW

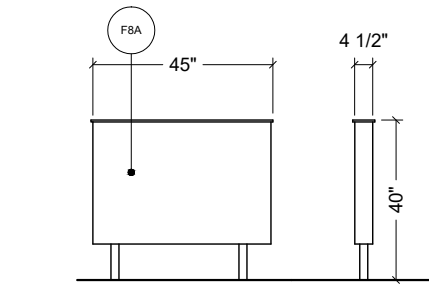
-SIDE 1 FINISH: LAMINATE, NEVAMAR WZ2001T SANTA ROSA PLUM
-SIDE 2 FINISH: LAMINATE, NEVAMAR SO3300 SD, CAFE SIENNA



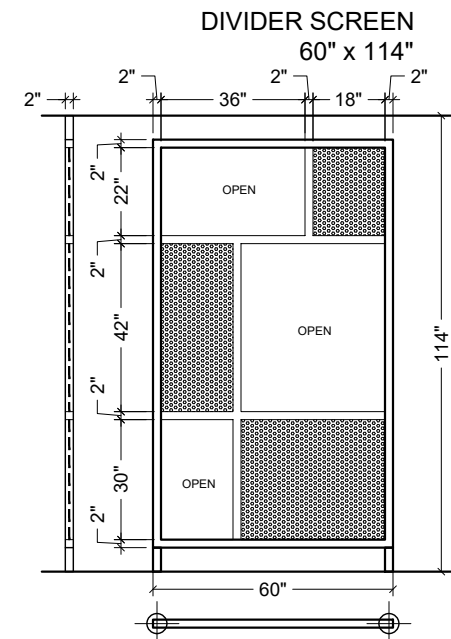
SIDE VIEW WINDOW

END VIEW DINING ROOM

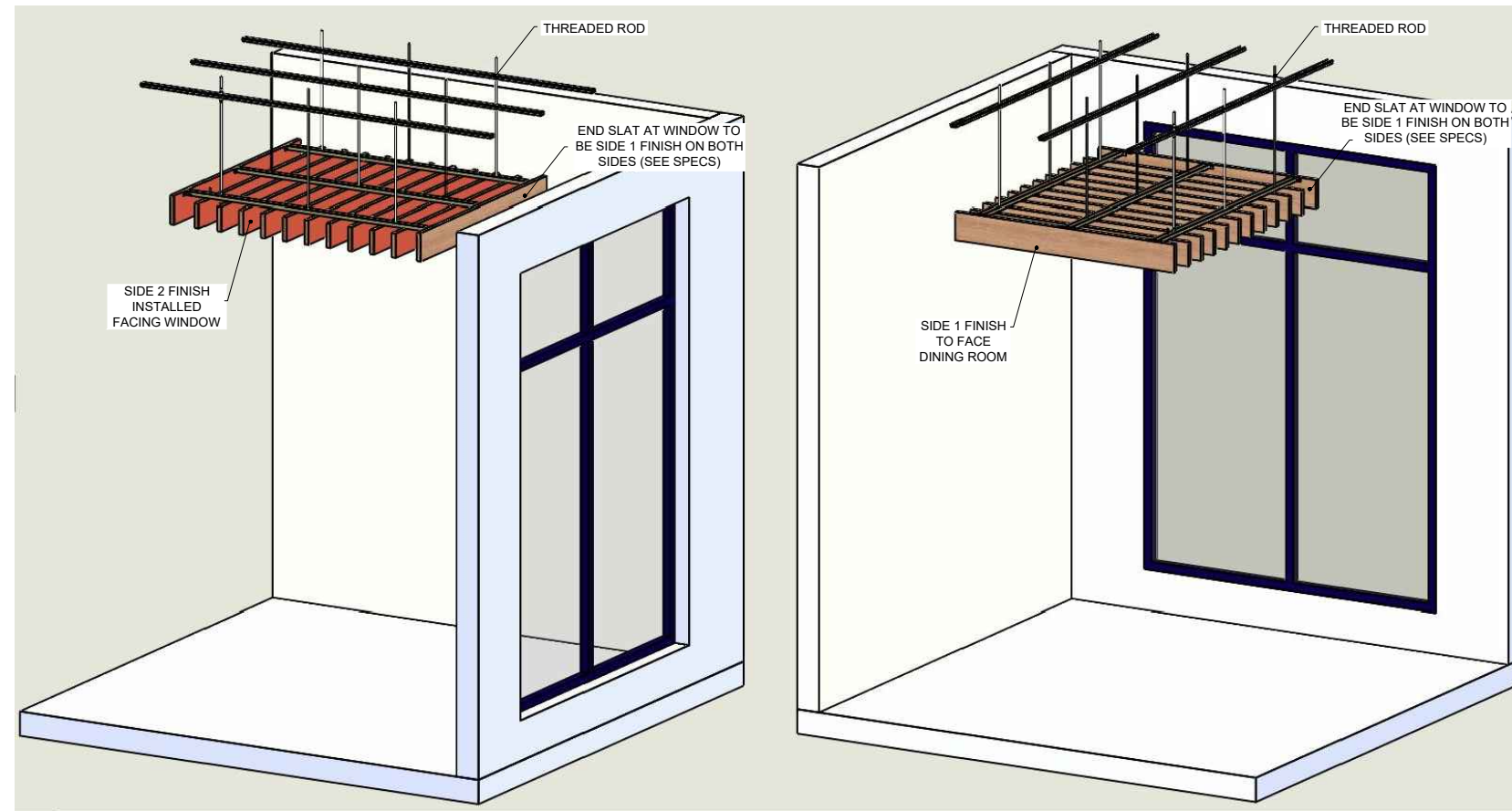
G DETAIL
1/4" = 1'-0"
ELEVATION OCCURS (-) TIMES



I ELEVATION
1/4" = 1'-0"



J DETAIL
1/4" = 1'-0"
ELEVATION OCCURS (2) TIMES



H SLAT SOFFIT ORIENTATION
1/4" = 1'-0"



FCC COMMERCIAL FURNITURE INC.
8452 OLD HWY 99 N. ROSEBURG, OR 97470 USA
T: 800.322.7328 | F: 541.673.7441 | WWW.FCCFURN.COM
DESIGNED AND BUILT IN U.S.A.

PROPERTY OF FCC COMMERCIAL FURNITURE
THIS IS A FOR DESIGN PURPOSE TO EXPRESS DESIGN CONCEPTS TO THE ARCHITECT, CLIENT, CONTRACTOR AND INSTALLER FOR THE PROJECT SHOWN. THIS DESIGN AND THE CONCEPTS HEREIN SHALL NOT BE ALTERED OR USED AS CONSTRUCTION DOCUMENTS. DO NOT REPRODUCE OR LEND WITHOUT WRITTEN PERMISSION FROM FCC COMMERCIAL FURNITURE INC.

IMPORTANT

WRITTEN DIMENSIONS HAVE PRECEDENCE OVER SCALE IN ALL CASES.

DO NOT SCALE OFF PLANS. CONTACT FCC COMMERCIAL FURNITURE'S REPRESENTATIVE TO VERIFY ANY QUESTIONABLE DIMENSIONS AT TELEPHONE # 800.322.7328

THE GENERAL CONTRACTOR MUST VERIFY ALL BUILDING DIMENSIONS, EQUIPMENT, FURNITURE PLACEMENT, UTILITY LOCATIONS, AND CONDITIONS AT THE JOB SITE.

THE GENERAL CONTRACTOR MUST NOTIFY FCC COMMERCIAL FURNITURE OF ALL DISCREPANCIES AND/OR REQUIRED ADJUSTMENTS PRIOR TO STARTING WORK.

FCC COMMERCIAL FURNITURE HAS PREPARED THESE DOCUMENTS AS ACCURATELY AS POSSIBLE WITH THE ARCHITECTURAL INFORMATION PROVIDED. DUE TO LACK OF ACCURATE AND COMPLETE DIMENSIONED ARCHITECTURAL PLANS, OWNER UNDERSTANDS THAT ADJUSTMENTS TO THE FINAL LOCATIONS OF EQUIPMENT AND/OR FURNITURE PLACEMENT MAY BE REQUIRED AT THE OWNER'S EXPENSE DUE TO DISCREPANCIES BASED ON ACTUAL JOB SITE DIMENSIONS AND CONDITIONS.

REFER TO ARCHITECTURAL OR ENGINEER DRAWINGS FOR COMPLETE AND ACCURATE DIMENSIONS OF BUILDING STRUCTURE.

THESE CONTRACT DOCUMENTS AND THE INFORMATION THEY CONTAIN ARE THE PROPERTY OF FCC COMMERCIAL FURNITURE INC., ROSEBURG, OREGON, 97470.

ALL PREPARED CONTRACT DOCUMENTS MAY NOT BE COPIED, REPRODUCED, USED OR IMPLEMENTED IN ANY WAY, IN PART OR IN WHOLE, WITHOUT THE EXPRESS WRITTEN CONSENT OF FCC COMMERCIAL FURNITURE INC.

ANY UNAUTHORIZED USE OF THESE PLANS WILL RESULT IN PAYMENT DUE FOR SERVICES RENDERED BY FCC COMMERCIAL FURNITURE INC.

ANY DEVIATIONS FROM THESE DRAWINGS FOR ANY REASON SHALL NOT BE DONE WITHOUT CONSENT OF FCC COMMERCIAL FURNITURE INC. IN ADVANCE. IN WRITING. FCC COMMERCIAL FURNITURE IS NOT RESPONSIBLE FOR DEVIATIONS, CHANGES, ADDITIONS, OR DELETIONS NOT REVIEWED AND APPROVED IN ADVANCE BY FCC COMMERCIAL FURNITURE INC.

THESE DOCUMENTS REFLECT SPECIFIC SEATING AND DECOR EQUIPMENT ORDERED OF DATE SHOWN BELOW.

CLIENT:



Burger King #515
1313 28th. St. SW
Wyoming, MI 49509
Decor: Garden Grill
Building Type: Remodel

CUSTOMER
Factorial Holdings

SHEET TITLE:
DECOR
ELEVATIONS

WORK ORDER NUMBER:

FINALS BY:

DRAWN BY:
Nathan James
SCALE:

1/4" = 1'-0"

ORIGINAL DATE:
March 18, 2021

PLOT DATE:
April 9, 2021

PROJECT #:
22113-001

SHEET #:

D3.1

NOTE:
 -GENERAL CONTRACTOR IS RESPONSIBLE FOR SUPPLYING AND INSTALLING ALL BACK OF HOUSE TILE. REFER TO ARCHITECTURAL PLAN SET FOR FULL KITCHEN PLANS.



FCC COMMERCIAL FURNITURE INC.
 8452 OLD HWY 99 N. ROSEBURG, OR 97470 USA
 T: 800.322.7328 | F: 541.673.7441 | WWW.FCCFURN.COM
 DESIGNED AND BUILT IN U.S.A.

PROPERTY OF FCC COMMERCIAL FURNITURE
 THIS IS A FOR DESIGN PURPOSE TO EXPRESS DESIGN CONCEPTS TO THE ARCHITECT, CLIENT, CONTRACTOR AND INSTALLER FOR THE PROJECT SHOWN. THIS DESIGN AND THE CONCEPTS HEREIN SHALL NOT BE ALTERED OR USED AS CONSTRUCTION DOCUMENTS. DO NOT REPRODUCE OR LEND WITHOUT WRITTEN PERMISSION FROM FCC COMMERCIAL FURNITURE INC.

IMPORTANT

WRITTEN DIMENSIONS HAVE PRECEDENCE OVER SCALE IN ALL CASES.

DO NOT SCALE OFF PLANS. CONTACT FCC COMMERCIAL FURNITURE'S REPRESENTATIVE TO VERIFY ANY QUESTIONABLE DIMENSIONS AT TELEPHONE # 800.322.7328

THE GENERAL CONTRACTOR MUST VERIFY ALL BUILDING DIMENSIONS, EQUIPMENT, FURNITURE PLACEMENT, UTILITY LOCATIONS, AND CONDITIONS AT THE JOB SITE.

THE GENERAL CONTRACTOR MUST NOTIFY FCC COMMERCIAL FURNITURE OF ALL DISCREPANCIES AND/OR REQUIRED ADJUSTMENTS PRIOR TO STARTING WORK.

FCC COMMERCIAL FURNITURE HAS PREPARED THESE DOCUMENTS AS ACCURATELY AS POSSIBLE WITH THE ARCHITECTURAL INFORMATION PROVIDED. DUE TO LACK OF ACCURATE AND COMPLETE DIMENSIONED ARCHITECTURAL PLANS, OWNER UNDERSTANDS THAT ADJUSTMENTS TO THE FINAL LOCATIONS OF EQUIPMENT AND/OR FURNITURE PLACEMENT MAY BE REQUIRED AT THE OWNER'S EXPENSE DUE TO DISCREPANCIES BASED ON ACTUAL JOB SITE DIMENSIONS AND CONDITIONS.

REFER TO ARCHITECTURAL OR ENGINEER DRAWINGS FOR COMPLETE AND ACCURATE DIMENSIONS OF BUILDING STRUCTURE.

THESE CONTRACT DOCUMENTS AND THE INFORMATION THEY CONTAIN ARE THE PROPERTY OF FCC COMMERCIAL FURNITURE INC., ROSEBURG, OREGON, 97470.

ALL PREPARED CONTRACT DOCUMENTS MAY NOT BE COPIED, REPRODUCED, USED OR IMPLEMENTED IN ANY WAY, IN PART OR IN WHOLE, WITHOUT THE EXPRESS WRITTEN CONSENT OF FCC COMMERCIAL FURNITURE INC.

ANY UNAUTHORIZED USE OF THESE PLANS WILL RESULT IN PAYMENT DUE FOR SERVICES RENDERED BY FCC COMMERCIAL FURNITURE INC.

ANY DEVIATIONS FROM THESE DRAWINGS FOR ANY REASON SHALL NOT BE DONE WITHOUT CONSENT OF FCC COMMERCIAL FURNITURE INC. IN ADVANCE. IN WRITING. FCC COMMERCIAL FURNITURE IS NOT RESPONSIBLE FOR DEVIATIONS, CHANGES, ADDITIONS, OR DELETIONS NOT REVIEWED AND APPROVED IN ADVANCE BY FCC COMMERCIAL FURNITURE INC.

THESE DOCUMENTS REFLECT SPECIFIC SEATING AND DECOR EQUIPMENT ORDERED OF DATE SHOWN BELOW.

CLIENT:



Burger King #515
 1313 28th. St. SW
 Wyoming, MI 49509
 Decor: Garden Grill
 Building Type: Remodel

CUSTOMER
 Factorial Holdings

SHEET TITLE:
 DINING ROOM
 FLOOR TILE PLAN

WORK ORDER NUMBER:

FINALS BY:

DRAWN BY:
 Nathan James

SCALE:
 3/16" = 1'-0"

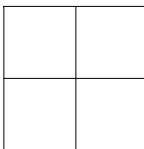


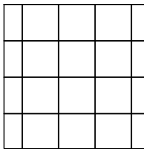
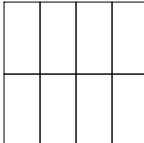
ORIGINAL DATE:
 March 18, 2021

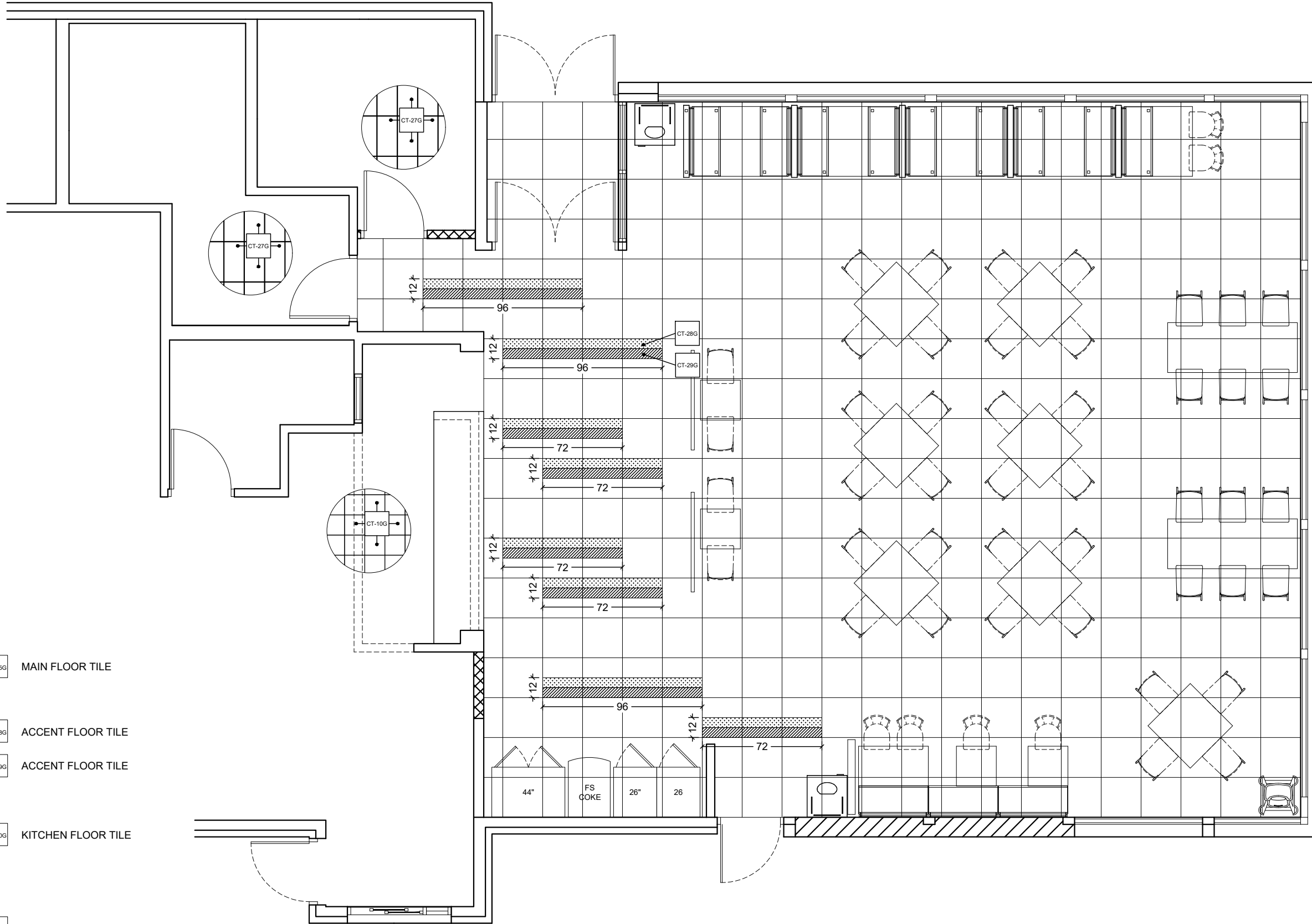
PLOT DATE:
 April 9, 2021

PROJECT #:
22113-001

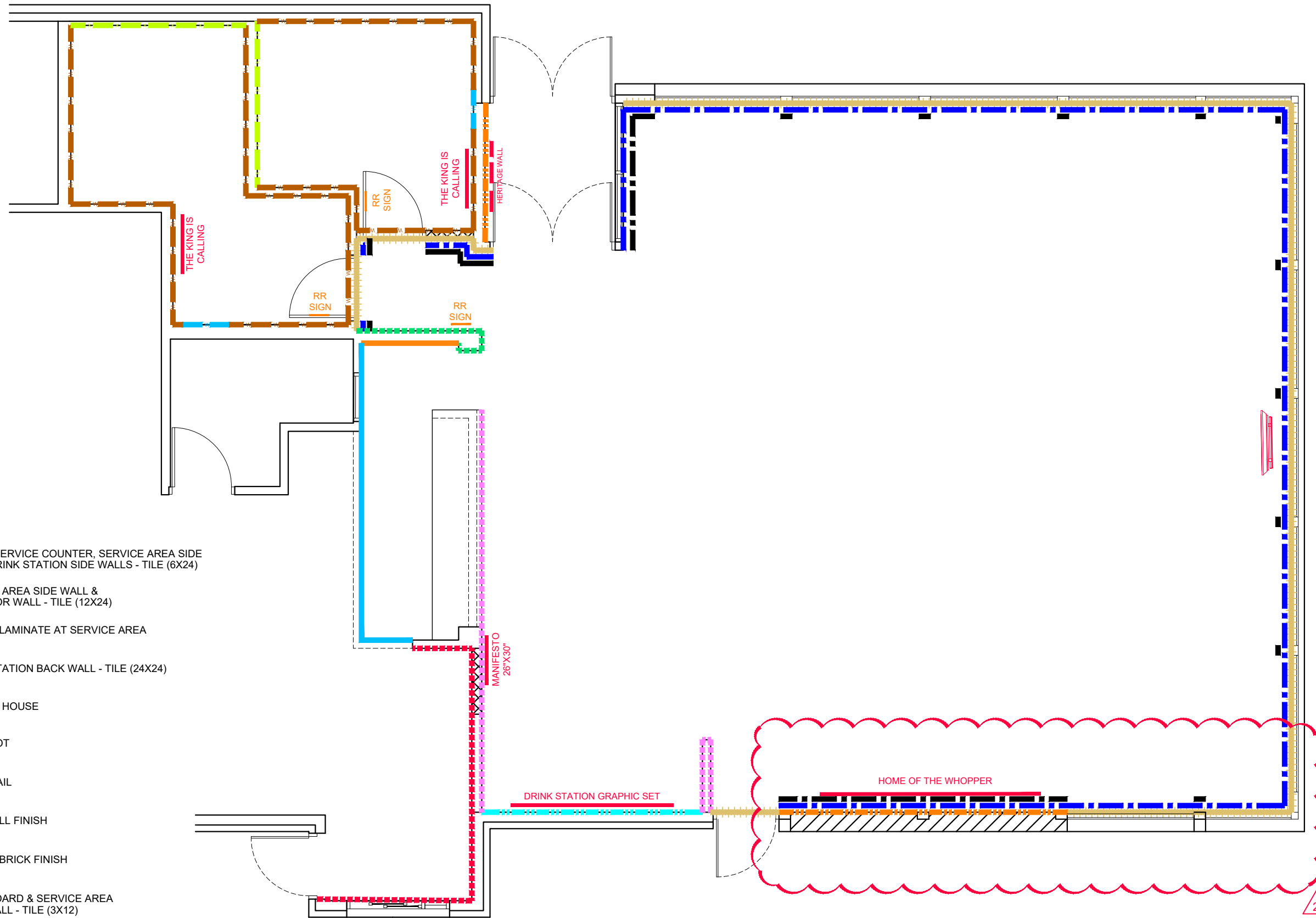
SHEET #:
D5.0

LEGEND

-  CT-25G MAIN FLOOR TILE
-  CT-28G ACCENT FLOOR TILE
-  CT-29G ACCENT FLOOR TILE
-  CT-10G KITCHEN FLOOR TILE
-  CT-27G RESTROOM FLOOR TILE (R6A)



NOTE:
 -GENERAL CONTRACTOR IS RESPONSIBLE FOR SUPPLYING AND INSTALLING ALL BACK OF HOUSE TILE. REFER TO ARCHITECTURAL PLAN SET FOR FULL KITCHEN PLANS.



LEGEND

- CT-28G UNDER SERVICE COUNTER, SERVICE AREA SIDE WALL, DRINK STATION SIDE WALLS - TILE (6X24)
- CT-27G SERVICE AREA SIDE WALL & CORRIDOR WALL - TILE (12X24)
- CT-28G B3C ACCENT LAMINATE AT SERVICE AREA
- CT-25G DRINK STATION BACK WALL - TILE (24X24)
- FRP-1G BACK OF HOUSE
- WP-2G B5A WAINSCOT
- SS-8G B6A CHAIR RAIL
- P-15G MAIN WALL FINISH
- BR-2G ACCENT BRICK FINISH
- CT-31G MENU BOARD & SERVICE AREA BACK WALL - TILE (3X12)
- CT-27G RESTROOM FULL HEIGHT (GREY) TILED WALLS
- CT-30G RESTROOM FULL HEIGHT (RED) TILED WALLS
- CT-28G RESTROOM FULL HEIGHT (WOOD LOOK) TILED WALLS
- GRAPHIC & METAL SIGN LOCATION



FCC COMMERCIAL FURNITURE INC.
 8452 OLD HWY 99 N. ROSEBURG, OR 97470 USA
 T: 800.322.7328 | F: 541.673.7441 | WWW.FCCFURN.COM
 DESIGNED AND BUILT IN U.S.A.

PROPERTY OF FCC COMMERCIAL FURNITURE
 THIS IS A FOR DESIGN PURPOSE TO EXPRESS DESIGN CONCEPTS TO THE ARCHITECT, CLIENT, CONTRACTOR AND INSTALLER FOR THE PROJECT SHOWN. THIS DESIGN AND THE CONCEPTS HEREIN SHALL NOT BE ALTERED OR USED AS CONSTRUCTION DOCUMENTS. DO NOT REPRODUCE OR LEND WITHOUT WRITTEN PERMISSION FROM FCC COMMERCIAL FURNITURE INC.

IMPORTANT

WRITTEN DIMENSIONS HAVE PRECEDENCE OVER SCALE IN ALL CASES.

DO NOT SCALE OFF PLANS. CONTACT FCC COMMERCIAL FURNITURE'S REPRESENTATIVE TO VERIFY ANY QUESTIONABLE DIMENSIONS AT TELEPHONE # 800.322.7328

THE GENERAL CONTRACTOR MUST VERIFY ALL BUILDING DIMENSIONS, EQUIPMENT, FURNITURE PLACEMENT, UTILITY LOCATIONS, AND CONDITIONS AT THE JOB SITE.

THE GENERAL CONTRACTOR MUST NOTIFY FCC COMMERCIAL FURNITURE OF ALL DISCREPANCIES AND/OR REQUIRED ADJUSTMENTS PRIOR TO STARTING WORK.

FCC COMMERCIAL FURNITURE HAS PREPARED THESE DOCUMENTS AS ACCURATELY AS POSSIBLE WITH THE ARCHITECTURAL INFORMATION PROVIDED. DUE TO LACK OF ACCURATE AND COMPLETE DIMENSIONED ARCHITECTURAL PLANS, OWNER UNDERSTANDS THAT ADJUSTMENTS TO THE FINAL LOCATIONS OF EQUIPMENT AND/OR FURNITURE PLACEMENT MAY BE REQUIRED AT THE OWNER'S EXPENSE DUE TO DISCREPANCIES BASED ON ACTUAL JOB SITE DIMENSIONS AND CONDITIONS.

REFER TO ARCHITECTURAL OR ENGINEER DRAWINGS FOR COMPLETE AND ACCURATE DIMENSIONS OF BUILDING STRUCTURE.

THESE CONTRACT DOCUMENTS AND THE INFORMATION THEY CONTAIN ARE THE PROPERTY OF FCC COMMERCIAL FURNITURE INC., ROSEBURG, OREGON, 97470.

ALL PREPARED CONTRACT DOCUMENTS MAY NOT BE COPIED, REPRODUCED, USED OR IMPLEMENTED IN ANY WAY, IN PART OR IN WHOLE, WITHOUT THE EXPRESS WRITTEN CONSENT OF FCC COMMERCIAL FURNITURE INC.

ANY UNAUTHORIZED USE OF THESE PLANS WILL RESULT IN PAYMENT DUE FOR SERVICES RENDERED BY FCC COMMERCIAL FURNITURE INC.

ANY DEVIATIONS FROM THESE DRAWINGS FOR ANY REASON SHALL NOT BE DONE WITHOUT CONSENT OF FCC COMMERCIAL FURNITURE INC. IN ADVANCE. IN WRITING. FCC COMMERCIAL FURNITURE IS NOT RESPONSIBLE FOR DEVIATIONS, CHANGES, ADDITIONS, OR DELETIONS NOT REVIEWED AND APPROVED IN ADVANCE BY FCC COMMERCIAL FURNITURE INC.

THESE DOCUMENTS REFLECT SPECIFIC SEATING AND DECOR EQUIPMENT ORDERED OF DATE SHOWN BELOW.

CLIENT:



Burger King #515
 1313 28th. St. SW
 Wyoming, MI 49509
 Decor: Garden Grill
 Building Type: Remodel

CUSTOMER
 Factorial Holdings

SHEET TITLE:
 INTERIOR WALL FINISHES

WORK ORDER NUMBER:

FINALS BY:

DRAWN BY:
 Nathan James

SCALE:
 3/16" = 1'-0"

ORIGINAL DATE:
 March 18, 2021

PLOT DATE:
 April 9, 2021

PROJECT #:
22113-001

SHEET #:
D6.0





FCC COMMERCIAL FURNITURE INC.
 8452 OLD HWY 99 N. ROSEBURG, OR 97470 USA
 T: 800.322.7328 | F: 541.673.7441 | WWW.FCCFURN.COM
 DESIGNED AND BUILT IN U.S.A.

PROPERTY OF FCC COMMERCIAL FURNITURE
 THIS IS A FOR DESIGN PURPOSE TO EXPRESS DESIGN
 CONCEPTS TO THE ARCHITECT, CLIENT, CONTRACTOR
 AND INSTALLER FOR THE PROJECT SHOWN. THIS DESIGN
 AND THE CONCEPTS HEREIN SHALL
 NOT BE ALTERED OR USED AS CONSTRUCTION
 DOCUMENTS. DO NOT REPRODUCE OR LEND WITHOUT
 WRITTEN PERMISSION FROM FCC COMMERCIAL
 FURNITURE INC.

IMPORTANT

WRITTEN DIMENSIONS HAVE PRECEDENCE OVER SCALE
 IN ALL CASES.

DO NOT SCALE OFF PLANS. CONTACT FCC COMMERCIAL
 FURNITURE'S REPRESENTATIVE TO VERIFY ANY
 QUESTIONABLE DIMENSIONS AT TELEPHONE #
 800.322.7328

THE GENERAL CONTRACTOR MUST VERIFY ALL BUILDING
 DIMENSIONS, EQUIPMENT, FURNITURE PLACEMENT,
 UTILITY LOCATIONS, AND CONDITIONS AT THE JOB SITE.

THE GENERAL CONTRACTOR MUST NOTIFY FCC
 COMMERCIAL FURNITURE OF ALL DISCREPANCIES
 AND/OR REQUIRED ADJUSTMENTS PRIOR TO STARTING
 WORK.

FCC COMMERCIAL FURNITURE HAS PREPARED THESE
 DOCUMENTS AS ACCURATELY AS POSSIBLE WITH THE
 ARCHITECTURAL INFORMATION PROVIDED. DUE TO LACK
 OF ACCURATE AND COMPLETE DIMENSIONED
 ARCHITECTURAL PLANS, OWNER UNDERSTANDS THAT
 ADJUSTMENTS TO THE FINAL LOCATIONS OF EQUIPMENT
 AND/OR FURNITURE PLACEMENT MAY BE REQUIRED AT
 THE OWNER'S EXPENSE DUE TO DISCREPANCIES BASED
 ON ACTUAL JOB SITE DIMENSIONS AND CONDITIONS.

REFER TO ARCHITECTURAL OR ENGINEER DRAWINGS
 FOR COMPLETE AND ACCURATE DIMENSIONS OF
 BUILDING STRUCTURE.

THESE CONTRACT DOCUMENTS AND THE INFORMATION
 THEY CONTAIN ARE THE PROPERTY OF FCC COMMERCIAL
 FURNITURE INC., ROSEBURG, OREGON, 97470.

ALL PREPARED CONTRACT DOCUMENTS MAY NOT BE
 COPIED, REPRODUCED, USED OR IMPLEMENTED IN ANY
 WAY, IN PART OR IN WHOLE, WITHOUT THE EXPRESS
 WRITTEN CONSENT OF FCC COMMERCIAL FURNITURE INC.

ANY UNAUTHORIZED USE OF THESE PLANS WILL RESULT
 IN PAYMENT DUE FOR SERVICES RENDERED BY FCC
 COMMERCIAL FURNITURE INC.

ANY DEVIATIONS FROM THESE DRAWINGS FOR ANY
 REASON SHALL NOT BE DONE WITHOUT CONSENT OF FCC
 COMMERCIAL FURNITURE INC. IN WRITING.
 FCC COMMERCIAL FURNITURE IS NOT RESPONSIBLE FOR
 DEVIATIONS, CHANGES, ADDITIONS, OR DELETIONS NOT
 REVIEWED AND APPROVED IN ADVANCE BY FCC
 COMMERCIAL FURNITURE INC.

THESE DOCUMENTS REFLECT SPECIFIC SEATING AND
 DECOR EQUIPMENT ORDERED OF DATE SHOWN BELOW.

CLIENT:



Burger King #515
 1313 28th. St. SW
 Wyoming, MI 49509
 Decor: Garden Grill
 Building Type: Remodel

CUSTOMER
 Factorial Holdings

SHEET TITLE:
 G.C. PROVIDED ITEMS
 AND DETAILS

WORK ORDER NUMBER:

FINALS BY:

DRAWN BY:
 Nathan James
 SCALE:

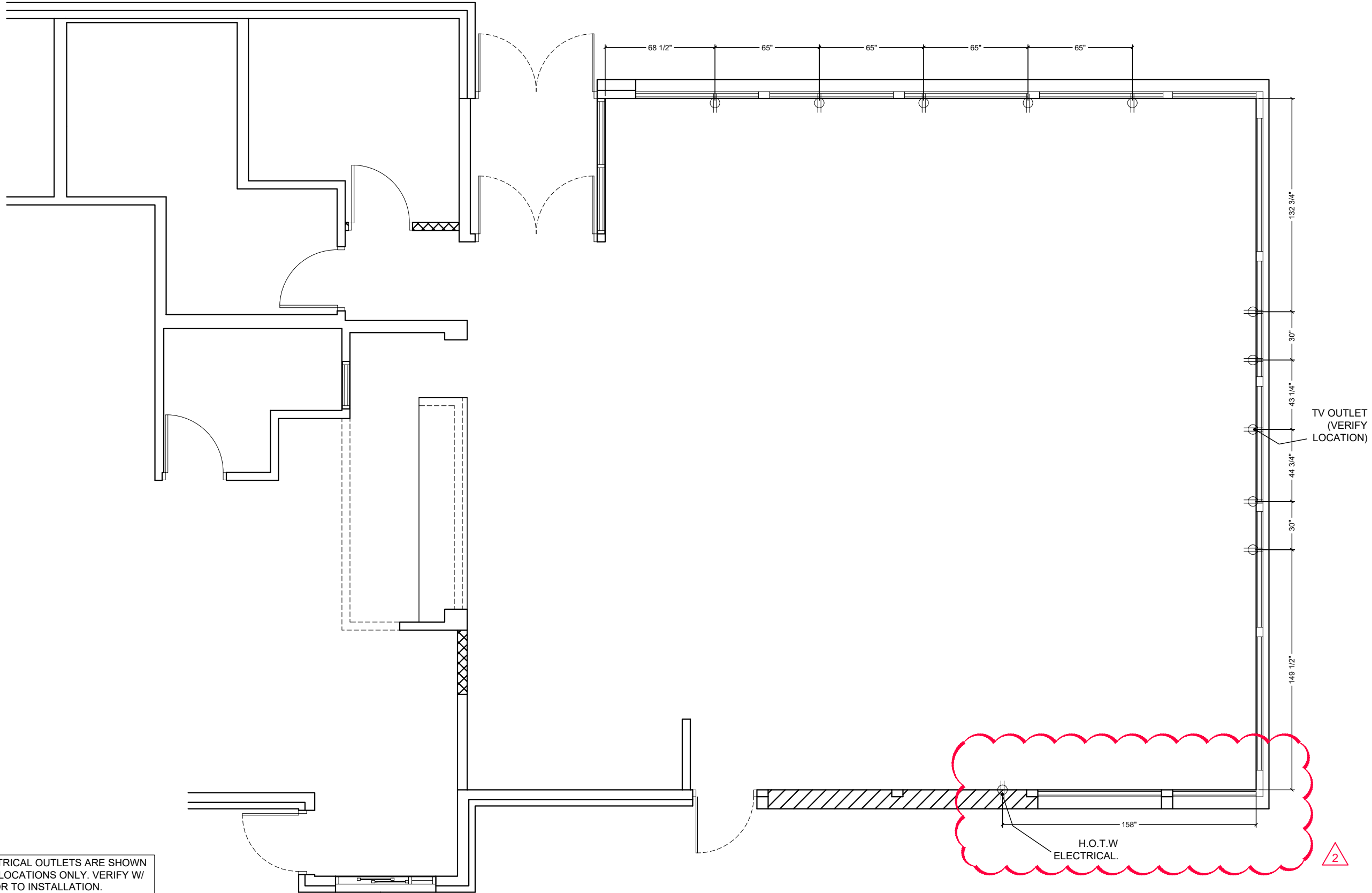
3/16" = 1'-0"

ORIGINAL DATE:
 March 18, 2021

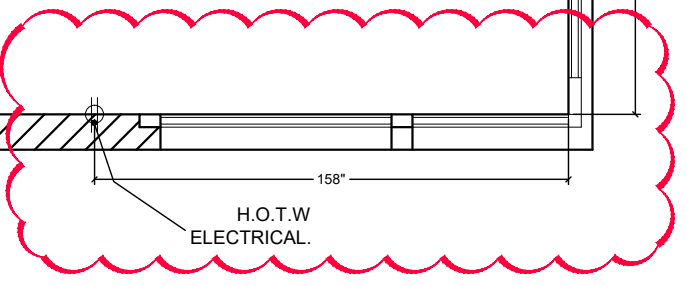
PLOT DATE:
 April 9, 2021

PROJECT #:
22113-001

SHEET #:
D7.0



NOTE: ALL ELECTRICAL OUTLETS ARE SHOWN
 AS SUGGESTED LOCATIONS ONLY. VERIFY W/
 ARCHITECT PRIOR TO INSTALLATION.



Common Wayfinding Graphics

Required unless noted. Graphics may not always be applicable to all locations. Refer to décor plans for image specific graphics.



FCC COMMERCIAL FURNITURE INC.
8452 OLD HWY 99 N. ROSEBURG, OR 97470 USA
T: 800.322.7328 | F: 541.673.7441 | WWW.FCCFURN.COM
DESIGNED AND BUILT IN U.S.A.

Wi-Fi

Free Wi-Fi

Freshly Sliced Onions

Freshly sliced onions and tomatoes every day.

Trash Bin Decals (optional)

Thank you! Recycle Compost

Tray Return

No Smoking (optional)

No Smoking

Restroom Wayfinding (selection varies based on store layout)

Hours of Operation

Door Push-Pull Decals

Exterior Billboard
(Not Applicable to Pavilion Bldg.)

The King is Calling Restroom Graphic

Crew Members Must Wash Hands

Exterior Drive-Thru Panels
(selection varies based on allowable space)
(Not Applicable to Pavilion Bldg.)

Approved Graphic Suppliers:

LSI Graphics
Contact: Bob Lucas or Shawn Perry
Email: Bk.Graphics@LSI-Industries.com
Phone: (800) 436-7800

Moss Retail
2643 West Chicago Ave.
Chicago, IL 60622
Contact: DJ Scandiff; (773) 435-7600 ext. 617
Contact: Rob Lorts; (773) 435-7600 Ext. 655
Order e-mail: BK@mossinc.com

VGS, Inc.
1696 Mabry Mill Dr., SW
North Canton, OH 44709
Contact: Greg Moroz; (201) 528-9680
Order e-mail: burgerking@vgs-inc.com

APA Color Graphics
2929 Pacific Drive
Norcross, GA 30071
Contact: Tony Tantillo; (404) 355-1355
Email: tony@apacolorgraphics.com

PROPERTY OF FCC COMMERCIAL FURNITURE
THIS IS A FOR DESIGN PURPOSE TO EXPRESS DESIGN CONCEPTS TO THE ARCHITECT, CLIENT, CONTRACTOR AND INSTALLER FOR THE PROJECT SHOWN. THIS DESIGN AND THE CONCEPTS HEREIN SHALL NOT BE ALTERED OR USED AS CONSTRUCTION DOCUMENTS. DO NOT REPRODUCE OR LEND WITHOUT WRITTEN PERMISSION FROM FCC COMMERCIAL FURNITURE INC.

IMPORTANT

WRITTEN DIMENSIONS HAVE PRECEDENCE OVER SCALE IN ALL CASES.

DO NOT SCALE OFF PLANS. CONTACT FCC COMMERCIAL FURNITURE'S REPRESENTATIVE TO VERIFY ANY QUESTIONABLE DIMENSIONS AT TELEPHONE # 800.322.7328

THE GENERAL CONTRACTOR MUST VERIFY ALL BUILDING DIMENSIONS, EQUIPMENT, FURNITURE PLACEMENT, UTILITY LOCATIONS, AND CONDITIONS AT THE JOB SITE.

THE GENERAL CONTRACTOR MUST NOTIFY FCC COMMERCIAL FURNITURE OF ALL DISCREPANCIES AND/OR REQUIRED ADJUSTMENTS PRIOR TO STARTING WORK.

FCC COMMERCIAL FURNITURE HAS PREPARED THESE DOCUMENTS AS ACCURATELY AS POSSIBLE WITH THE ARCHITECTURAL INFORMATION PROVIDED. DUE TO LACK OF ACCURATE AND COMPLETE DIMENSIONED ARCHITECTURAL PLANS, OWNER UNDERSTANDS THAT ADJUSTMENTS TO THE FINAL LOCATIONS OF EQUIPMENT AND/OR FURNITURE PLACEMENT MAY BE REQUIRED AT THE OWNER'S EXPENSE DUE TO DISCREPANCIES BASED ON ACTUAL JOB SITE DIMENSIONS AND CONDITIONS.

REFER TO ARCHITECTURAL OR ENGINEER DRAWINGS FOR COMPLETE AND ACCURATE DIMENSIONS OF BUILDING STRUCTURE.

THESE CONTRACT DOCUMENTS AND THE INFORMATION THEY CONTAIN ARE THE PROPERTY OF FCC COMMERCIAL FURNITURE INC., ROSEBURG, OREGON, 97470.

ALL PREPARED CONTRACT DOCUMENTS MAY NOT BE COPIED, REPRODUCED, USED OR IMPLEMENTED IN ANY WAY, IN PART OR IN WHOLE, WITHOUT THE EXPRESS WRITTEN CONSENT OF FCC COMMERCIAL FURNITURE INC.

ANY UNAUTHORIZED USE OF THESE PLANS WILL RESULT IN PAYMENT DUE FOR SERVICES RENDERED BY FCC COMMERCIAL FURNITURE INC.

ANY DEVIATIONS FROM THESE DRAWINGS FOR ANY REASON SHALL NOT BE DONE WITHOUT CONSENT OF FCC COMMERCIAL FURNITURE INC. IN WRITING.

FCC COMMERCIAL FURNITURE IS NOT RESPONSIBLE FOR DEVIATIONS, CHANGES, ADDITIONS, OR DELETIONS NOT REVIEWED AND APPROVED IN ADVANCE BY FCC COMMERCIAL FURNITURE INC.

THESE DOCUMENTS REFLECT SPECIFIC SEATING AND DECOR EQUIPMENT ORDERED OF DATE SHOWN BELOW.

CLIENT:

Burger King #515
1313 28th. St. SW
Wyoming, MI 49509
Decor: Garden Grill
Building Type: Remodel

CUSTOMER
Factorial Holdings

SHEET TITLE:
WAYFINDING SIGNAGE

WORK ORDER NUMBER:

FINALS BY:

DRAWN BY:
Nathan James

SCALE:
NA

ORIGINAL DATE:
March 18, 2021

PLOT DATE:
April 9, 2021

PROJECT #:
22113-001

SHEET #:
D7.1

	Customer: Factorial Holdings LLC Store: Burger King #515 Location: 1313 28th St. SW Project Number: 22113-001 Designer: Nathan James Sales: Curtis Tiano Date: 3/22/2021 Décor: Garden Grill	Environmentally Friendly Finishes by FCC Standards Greenguard Certified (Low VOC) SCS Certified Recycled Content PVC Free Upholstery Crypton Green Upholstery	Additional Notes V 03.03.21
--	---	---	---------------------------------------

Specifications are for REFERENCE ONLY and are current from the date of the last revision. See architectural for updated information. Contact FCC immediately with any modifications to building finishes.

Furniture Items			Supplier		Installer		BK	Notes
Item	Description	Finish	FCC	Others	FCC	Others	Codes	
F1A	Standard Height Perimeter Booths (wall incl.)	Style: Blaze Booth (40" H Wall) 1/2" Top Cap (No Drop): Solid Surface Corian, Deep Noctume (matte finish) Booth Wall: Laminate, Nevamar N/WF0011T Macchiato (grain) Edge Trim: Rehau, Match to Macchiato CP41002 Seat & Crumb Trough: Fiberglass, Coffee Grounds 17.5" Back Pad: Vinyl, Maharam Lariat 440401, 007 Oyster Bottom Trim: 3MM Black PVC Booth Base: 1/8" Black ABS Legs: Powdercoat, Blackened Steel	X			X	SS-8G PL-15G MEB-2G UPH-7G UPH-10G MF-1G	Nevamar Wood Grain to run vertically Clipped Down Hardware
F1B	Standard Height Settees (no wall)	Style: Blaze Settee Seat & Crumb Trough: Fiberglass, Coffee Grounds 17.5" Back Pad: Vinyl, Maharam Lariat 440401, 007 Oyster Bottom Trim: 3MM Black PVC Booth Base: 1/8" Black ABS Legs: Powdercoat, Blackened Steel	X			X	Nevamar UPH-7G UPH-10G PL-19G MF-1G	Wood Grain to run vertically Clipped Down Hardware
F2A	Table Tops (at booths/settees)	Style: T0025 (1/8"R) 1 5/16" Thick Top: Laminate, Nevamar WK0017T Venerable Old Oak (grain) Edge: Rehau 592E Multiplex 1-5/16"	X			X	PL-9G MEB-1G	All VBE seams to be placed against walls where possible Arrows on floor plan denote table grain location.
F2B	Table Tops (center)	Style: T0027 R (1/8"R) 3 Equal Stripes 1 5/16" Thick Top: Left Stripe: Laminate, Nevamar WZ2001T Santa Rosa Plum Tree (grain) Middle Stripe: Laminate, Nevamar N/WF0011T Macchiato (grain) Right Stripe: Laminate, Nevamar WF0013T Carmel Macchiato Suede (grain) Edge: Rehau 592E Multiplex 1-5/16"	X			X	Pionite/Wilsonart PL-16G PL-15G PL-17G MEB-1G	Table F2B is only applicable on tables in the center of the store
F2C	Coffee Tables (at lounge)	N/A						

Furniture Items			Supplier		Installer		BK	Notes
Item	Description	Finish	FCC	Others	FCC	Others	Codes	
F3A	Community Table	Style: Stained Wood Community Table NO BK LOGO Top Thickness: 1 3/4" Finish: American Light Oak with Lightly Toasted Satin Varnish Purse Hooks: Antique Bronze	X			X	NA	Supplier: CMI (Com. Int. Manu.) Contact: 706.253.4755 Rep: Austin Holan Quantity of Hooks: 6 for an 8 seater 4 for a 6 seater
F4A	Bar Height Seats	Style: Isabel Barstool Model: 8019-CMC Chair Back & Seat: Laminate, Match PL-17G Caramel Macchiato Frame Finish: Powdercoat, Blackened Steel Glides: Black	X			X	PL-17G MF-1G	Contact: 323.319.2722 Rep: Barry Woon Supplier: Twenty Four 7
F5A	Standard Height Seats (center)	Style: Isabel Chair Model: 8018-CMC Chair Back & Seat: Laminate, Match PL-17G Caramel Macchiato Frame Finish: Powdercoat, Blackened Steel Glides: Black	X			X	PL-17G MF-1G	Contact: 323.319.2722 Rep: Barry Woon Supplier: Twenty Four 7
F5B	Standard Height Seats (settee seats)	Style: Bronze Gale Standard Chair Model: 80-014-211-9 Chair Back & Seat: Laser Cut Steel with Bronze Powdercoat Glides: Rubber	X			X	NA	Contact: 323.319.2722 Rep: Barry Woon Supplier: Twenty Four 7
F5C	Standard Height Lounge Chairs	N/A						
F6A	High Chairs	Manufacturer: Rubbermaid Style: Sturdy Chair FG-7805, Green Material: Molded Plastic, ASTM F404-04	X			X		
F7A	Metal Work	Color: Blackened Steel (Square Steel)	X			X	MF-1G	* Tile grout by GC after steel is installed (typ.)
F8A	Divider Walls	Style: W0002 1/2" Top Cap (No Drop): Solid Surface Corian, Deep Noctume (matte finish) Sides: Laminate, Nevamar N/WF0011T Macchiato (grain) Height To Top: 40" Height to Bottom: 9" Core-Drilled: Powdercoat, Blackened Steel	X			X	SS-8G PL-15G MEB-2G MF-1G	Wood Grain to run vertically Corian/Nevamar
F9A	Décor Screens (Option A)	Style: FDWS0100 Screen Finish: Perforated 1/4" holes Powdercoat, Statuary Bronze 038/60080 Post & Hardware Finish: Powdercoat, Statuary Bronze 038/60080	X			X	MF-4G	Size Options: 60"W QTY: 1
F10A	Low Décor Screen	N/A						



PROPERTY OF FCC COMMERCIAL FURNITURE
 THIS IS A FOR DESIGN PURPOSE TO EXPRESS DESIGN CONCEPTS TO THE ARCHITECT, CLIENT, CONTRACTOR AND INSTALLER FOR THE PROJECT SHOWN. THIS DESIGN AND THE CONCEPTS HEREIN SHALL NOT BE ALTERED OR USED AS CONSTRUCTION DOCUMENTS. DO NOT REPRODUCE OR LEND WITHOUT WRITTEN PERMISSION FROM FCC COMMERCIAL FURNITURE INC.

IMPORTANT
 WRITTEN DIMENSIONS HAVE PRECEDENCE OVER SCALE IN ALL CASES.

DO NOT SCALE OFF PLANS. CONTACT FCC COMMERCIAL FURNITURE'S REPRESENTATIVE TO VERIFY ANY QUESTIONABLE DIMENSIONS AT TELEPHONE # 800.322.7328

THE GENERAL CONTRACTOR MUST VERIFY ALL BUILDING DIMENSIONS, EQUIPMENT, FURNITURE PLACEMENT, UTILITY LOCATIONS, AND CONDITIONS AT THE JOB SITE.

THE GENERAL CONTRACTOR MUST NOTIFY FCC COMMERCIAL FURNITURE OF ALL DISCREPANCIES AND/OR REQUIRED ADJUSTMENTS PRIOR TO STARTING WORK.

FCC COMMERCIAL FURNITURE HAS PREPARED THESE DOCUMENTS AS ACCURATELY AS POSSIBLE WITH THE ARCHITECTURAL INFORMATION PROVIDED. DUE TO LACK OF ACCURATE AND COMPLETE DIMENSIONED ARCHITECTURAL PLANS, OWNER UNDERSTANDS THAT ADJUSTMENTS TO THE FINAL LOCATIONS OF EQUIPMENT AND/OR FURNITURE PLACEMENT MAY BE REQUIRED AT THE OWNER'S EXPENSE DUE TO DISCREPANCIES BASED ON ACTUAL JOB SITE DIMENSIONS AND CONDITIONS.

REFER TO ARCHITECTURAL OR ENGINEER DRAWINGS FOR COMPLETE AND ACCURATE DIMENSIONS OF BUILDING STRUCTURE.

THESE CONTRACT DOCUMENTS AND THE INFORMATION THEY CONTAIN ARE THE PROPERTY OF FCC COMMERCIAL FURNITURE INC., ROSEBURG, OREGON, 97470.

ALL PREPARED CONTRACT DOCUMENTS MAY NOT BE COPIED, REPRODUCED, USED OR IMPLEMENTED IN ANY WAY, IN PART OR IN WHOLE, WITHOUT THE EXPRESS WRITTEN CONSENT OF FCC COMMERCIAL FURNITURE INC.

ANY UNAUTHORIZED USE OF THESE PLANS WILL RESULT IN PAYMENT DUE FOR SERVICES RENDERED BY FCC COMMERCIAL FURNITURE INC.

ANY DEVIATIONS FROM THESE DRAWINGS FOR ANY REASON SHALL NOT BE DONE WITHOUT CONSENT OF FCC COMMERCIAL FURNITURE INC. IN ADVANCE. IN WRITING, FCC COMMERCIAL FURNITURE IS NOT RESPONSIBLE FOR DEVIATIONS, CHANGES, ADDITIONS, OR DELETIONS NOT REVIEWED AND APPROVED IN ADVANCE BY FCC COMMERCIAL FURNITURE INC.

THESE DOCUMENTS REFLECT SPECIFIC SEATING AND DÉCOR EQUIPMENT ORDERED OF DATE SHOWN BELOW.



Burger King #515
 1313 28th. St. SW
 Wyoming, MI 49509
 Décor: Garden Grill
 Building Type: Remodel

CUSTOMER
Factorial Holdings

SHEET TITLE:
SPECIFICATIONS

WORK ORDER NUMBER:

FINALS BY:

DRAWN BY:
 Nathan James

SCALE:
 NTS

ORIGINAL DATE:
 March 18, 2021

PLOT DATE:
 April 9, 2021

PROJECT #:
22113-001

SHEET #:
D8.0



FCC COMMERCIAL FURNITURE INC.
8452 OLD HWY 99 N, ROSEBURG, OR 97470 USA
T. 800.322.7328 | F. 541.673.7441 | WWW.FCCFURN.COM
DESIGNED AND BUILT IN U.S.A.

PROPERTY OF FCC COMMERCIAL FURNITURE
THIS IS A FOR DESIGN PURPOSE TO EXPRESS DESIGN
CONCEPTS TO THE ARCHITECT, CLIENT, CONTRACTOR
AND INSTALLER FOR THE PROJECT SHOWN. THIS DESIGN
AND THE CONCEPTS HEREIN SHALL
NOT BE ALTERED OR USED AS CONSTRUCTION
DOCUMENTS. DO NOT REPRODUCE OR LEND WITHOUT
WRITTEN PERMISSION FROM FCC COMMERCIAL
FURNITURE INC.

IMPORTANT

WRITTEN DIMENSIONS HAVE PRECEDENCE OVER SCALE
IN ALL CASES.

DO NOT SCALE OFF PLANS. CONTACT FCC COMMERCIAL
FURNITURE'S REPRESENTATIVE TO VERIFY ANY
QUESTIONABLE DIMENSIONS AT TELEPHONE #
800.322.7328

THE GENERAL CONTRACTOR MUST VERIFY ALL BUILDING
DIMENSIONS, EQUIPMENT, FURNITURE PLACEMENT,
UTILITY LOCATIONS, AND CONDITIONS AT THE JOB SITE.

THE GENERAL CONTRACTOR MUST NOTIFY FCC
COMMERCIAL FURNITURE OF ALL DISCREPANCIES
AND/OR REQUIRED ADJUSTMENTS PRIOR TO STARTING
WORK.

FCC COMMERCIAL FURNITURE HAS PREPARED THESE
DOCUMENTS AS ACCURATELY AS POSSIBLE WITH THE
ARCHITECTURAL INFORMATION PROVIDED. DUE TO LACK
OF ACCURATE AND COMPLETE DIMENSIONS
ARCHITECTURAL PLANS, OWNER UNDERSTANDS THAT
ADJUSTMENTS TO THE FINAL LOCATIONS OF EQUIPMENT
AND/OR FURNITURE PLACEMENT MAY BE REQUIRED AT
THE OWNER'S EXPENSE DUE TO DISCREPANCIES BASED
ON ACTUAL JOB SITE DIMENSIONS AND CONDITIONS.

REFER TO ARCHITECTURAL OR ENGINEER DRAWINGS
FOR COMPLETE AND ACCURATE DIMENSIONS OF
BUILDING STRUCTURE.

THESE CONTRACT DOCUMENTS AND THE INFORMATION
THEY CONTAIN ARE THE PROPERTY OF FCC COMMERCIAL
FURNITURE INC., ROSEBURG, OREGON, 97470.

ALL PREPARED CONTRACT DOCUMENTS MAY NOT BE
COPIED, REPRODUCED, USED OR IMPLEMENTED IN ANY
WAY, IN PART OR IN WHOLE, WITHOUT THE EXPRESS
WRITTEN CONSENT OF FCC COMMERCIAL FURNITURE INC.

ANY UNAUTHORIZED USE OF THESE PLANS WILL RESULT
IN PAYMENT DUE FOR SERVICES RENDERED BY FCC
COMMERCIAL FURNITURE INC.

ANY DEVIATIONS FROM THESE DRAWINGS FOR ANY
REASON SHALL NOT BE DONE WITHOUT CONSENT OF FCC
COMMERCIAL FURNITURE INC. IN ADVANCE. IN WRITING.
FCC COMMERCIAL FURNITURE IS NOT RESPONSIBLE FOR
DEVIATIONS, CHANGES, ADDITIONS, OR DELETIONS NOT
REVIEWED AND APPROVED IN ADVANCE BY FCC
COMMERCIAL FURNITURE INC.

THESE DOCUMENTS REFLECT SPECIFIC SEATING AND
DECOR EQUIPMENT ORDERED OF DATE SHOWN BELOW.

CLIENT:



Burger King #515
1313 28th. St. SW
Wyoming, MI 49509
Decor: Garden Grill
Building Type: Remodel

CUSTOMER
Factorial Holdings

SHEET TITLE:
SPECIFICATIONS

WORK ORDER NUMBER:

FINALS BY:

DRAWN BY:
Nathan James

SCALE:


NTS

ORIGINAL DATE:
March 18, 2021

PLOT DATE:
April 9, 2021

PROJECT #:
22113-001

SHEET #:
D8.1

Furniture Items			Supplier		Installer		BK	Notes
Item	Description	Finish	FCC	Others	FCC	Others	Codes	
F11A	Cabinets (Condiment and Trash)	Style: Cube (33/44gal) Top w/Tray Bumpers: Solid Surface, Corian, Deep Nocturne (matte finish) Sides: Laminate, Nevamar WK0017T Venerable Old Oak (grain) Edge: Charter Black Access Door: Laminate, Nevamar WK0017T Venerable Old Oak (grain) Door Edge Pull: Stainless Steel Base Style: Open With Casters - Roll Out Liners Base Color: UFB-551-S2 Matte Black	X			X	SS-8G PL-9G	Interior Trash Cabinet Laminate to Match Exterior Wood Grain to run vertically  Corian/Nevamar
F11B	Drink Station and Condiments	Top Finish: Solid Surface Avonite, BK Smoke #7885 Edge: 1-1/2" Square Drop Sides/Doors: Stainless Steel		X		X	SS-9G	Avonite Contact: 423.290.4805 Rep: Bob Dahl, Aristech Surfaces Additional supplier available
F11C	Coke Free-Style	Color: Black		X		X		
F11D	Optional Sauce Bar	N/A						
F12A	Service Counter	Top Finish: Solid Surface Avonite, BK Smoke #7885 Edge: 3" Square Drop Note: Min. 14'-0" L to fit menuboards	X			X	SS-9G	
F13A	Queue Line	N/A						
F14A	Smoothie Surround	N/A						
F15A	POS Shroud (optional)	N/A						

Miscellaneous Decor Items			Supplier		Installer		BK	Notes
Item	Description	Finish	FCC	Others	FCC	Others	Codes	
D1A	ADA RR Signs	Item: ADA/Braille Sign Mounted on Wall Next to Restroom Door		X		X		
D1B	Directional Signage (required)	1. Wayfinding Sign "Restrooms", 2. RR Door Signs-Circle of Man/Woman 3. Restroom - "Crew Members Must Wash" 4. Tray Return (as applicable)		X		X		Supplier: Refer to Drawings Contact: Refer to Drawings
D1C	Entry Signage (required)	1. Door Decal "Hours of Operation" 2. Door Decal "Push/Pull"		X		X		Supplier: Refer to Drawings Contact: Refer to Drawings
D1D	Wi-Fi Decal (required)	Item: "Free Wi-Fi" vinyl decal Size: Varies Per Store		X		X		Supplier: Refer to Drawings Contact: Refer to Drawings
D1E	King is Calling RR Decal (required)	Item: "The king is calling and I must go" Size: 55"W x 24"H		X		X		Supplier: Refer to Drawings Contact: Refer to Drawings
D2A	Heritage Wall Art (optional)	Style: Framed and Matted BK Heritage Images Color: Black & White		X		X		Supplier: Refer to Drawings Contact: Refer to Drawings Total Quantity: 7
D2B	Wall Art Collage	N/A						
D2C	Manifesto Graphic (required)	Style: Manifesto Opt. 1 1/8" Aluminum Composite Panel Standoffs: 1/2" Silver Size: 26"W x 30"H		X		X		Supplier: Refer to Drawings Contact: Refer to Drawings
D3A	Drink Station Wall Decals (Optional)	1. Burger King Burger Logo 2. Since 1954 Stripes 3. King 4. King on Burger 5. "Burger" Text 6. "King" Text		X		X		Supplier: Refer to Drawings Contact: Refer to Drawings Heat Applied to Tile Note: Use with CT-31G Tile
D4A	Flat Screen	By Owner		X		X		
D5A	Wall Shelves	N/A						
D5B	Graphic Panels (required)	Style: Black Metal Framed Print Size: 36"W x 48"H Refer to Drawings for Image Selections		X		X		Supplier: Refer to Drawings Contact: Refer to Drawings
D5C	Shelf Artwork (required*)	N/A						
D5D	Shelf Artwork (required*)	N/A						
D7A	Ordering Kiosk (Opt.)	Style: Express Order Qty.: 2 min.		X		X		Contact: bksales@xenial.com
D8A	Metal Signage	Flame Grilling Since 1954 (required) (Mount at 70"H AFF on center)		X		X		Supplier: Nautical Furnishings Contact: Michael Hoglund; 954.771.1100

Miscellaneous Decor Items			Supplier		Installer		BK	Notes
Item	Description	Finish	FCC	Others	FCC	Others	Codes	
D8B	Metal Home of the Whopper LED Sign	Lettering: Aluminum, Powdercoat Flat Black Includes LED Lighting Size: 108"W x 12"H		X		X		Supplier: Nautical Furnishings or APA, refer to drawings for contact Bottom of sign at 68" AFF
D8C	Order Here & Pick Up Here (optional)	Item: Acrylic Sign with White Metal Lettering Mounting: Chain Sign 1: Order Here, 18"W x 10"H Sign 2: Pick Up Here, 21"W x 10"H		X		X		Supplier: Nautical Furnishings or APA, refer to drawings for contact
D8D	Mobile Order Pick Up Here (optional)	Item: Acrylic Sign with Neon Lettering Size: 60"W x 20"H		X		X		Supplier: Nautical Furnishings or APA, refer to drawings for contact
D9A	Have It Your Way LED Sign (optional)	N/A						
D9B	Brown Flame Grilling Crown Sign (optional)	N/A						
D10A	Exterior Drive-Thru Image Panels (required)	Item: 40"W x 54"H Framed Posters Refer to Architecturals for Installation Information		X		X		Qty: 1, 2 or 3 (as space allows) Supplier: Refer to Drawings Contact: Refer to Drawings Not Applicable to Pavilion Bldg
D10B	Exterior Whopper Billboard (Optional)	Item: 120"W x 60"H Vinyl, (size may vary per site) Refer to Architecturals for Installation Information		X		X		Qty: 1 Supplier: Refer to Drawings Contact: Refer to Drawings Not Applicable to Pavilion Bldg

Ceiling Elements			Supplier		Installer		BK	Notes
Item	Description	Finish	FCC	Others	FCC	Others	Codes	
B1A	Suspended 3D Lam Trellis	Finish: Omnova, 3D Laminate Almond Cherry 508837 Size: 6"W x 6"H Shroud/Hardware: Powdercoat, Tiger BLM 38/60400, Sudan Brown	X			X		Can lights to be installed by GC in soffit - See RCP for Details
B2A	Slat Laminate Soffit	Side 1 Finish: Laminate, Nevamar WZ2001T Santa Rosa Plum Side 2 Finish: Laminate, Nevamar SO3300 SD, Café Sienna Edge: Rehau, 592E Multiplex Thickness: 1-1/4" Thick x 6"High Hardware: Powdercoat, Tiger, BLM 38/60400, Sudan Brown	X			X	PL-16G PL-18G MEB-1G	Side 2 to be installed facing windows. End slat at window to be side 1 finish, both sides.
FINISHES BY FCC.								
B5A	Wainscot (Lower Wall Surface)	Supplier/Item: Mariite, Allure Panel Color: Nevamar, WF001-T Macchiato Panel Size: 4' x 4' Trim: Match to Mariite Macchiato Adhesive: By Others		X		X	WP-2G	Install: Wood grain runs vertically Panel Qty (4' x 4): Divider Trim AP-30N (9'): Edge Trim AP-28N (9'): I/C AP-32N (9'): O/C AP-34N (9')
B6A	Chair Rail	Style: FDBC084 Material: Solid Surface, Corian, Deep Noctume Size: 1" x 2"		X		X	SS-8G	
B3C	Accent Laminate at Service Area	Finish: Laminate, Nevamar, SO3300 SD, Café Sienna Trim: Schluter Systems Finish: Satin Nickel Anodized Alum. Style: QUADCEC Q100AT 3/8"	X			X	PL-18G TR-1	Qty. (5'x12'): 1 Panel Contact: 786-858-0010 Rep: Rosanna Ruiz
B10A	Window Sills	Material: Solid Surface Corian, Deep Noctume Thickness: 1/2"		X		X	SS-8G	
B11B	Kitchen Side Wall	Door: Laminate, Nevamar, SO3300 SD, Café Sienna Frame Paint: See P-16G in Finish Schedule	X			X	PL-18G P-16G	Qty. (5'x12'): 1 Panel See B11A for Dining Side Door Finishes



FCC COMMERCIAL FURNITURE INC.
8452 OLD HWY 99 N, ROSEBURG, OR 97470 USA
T. 800.322.7328 | F. 541.673.7441 | WWW.FCCFURN.COM

DESIGNED AND BUILT IN U.S.A.

PROPERTY OF FCC COMMERCIAL FURNITURE
THIS IS A FOR DESIGN PURPOSE TO EXPRESS DESIGN CONCEPTS TO THE ARCHITECT, CLIENT, CONTRACTOR AND INSTALLER FOR THE PROJECT SHOWN. THIS DESIGN AND THE CONCEPTS HEREIN SHALL NOT BE ALTERED OR USED AS CONSTRUCTION DOCUMENTS. DO NOT REPRODUCE OR LEND WITHOUT WRITTEN PERMISSION FROM FCC COMMERCIAL FURNITURE INC.

IMPORTANT

WRITTEN DIMENSIONS HAVE PRECEDENCE OVER SCALE IN ALL CASES.

DO NOT SCALE OFF PLANS. CONTACT FCC COMMERCIAL FURNITURE'S REPRESENTATIVE TO VERIFY ANY QUESTIONABLE DIMENSIONS AT TELEPHONE # 800.322.7328

THE GENERAL CONTRACTOR MUST VERIFY ALL BUILDING DIMENSIONS, EQUIPMENT, FURNITURE PLACEMENT, UTILITY LOCATIONS, AND CONDITIONS AT THE JOB SITE.

THE GENERAL CONTRACTOR MUST NOTIFY FCC COMMERCIAL FURNITURE OF ALL DISCREPANCIES AND/OR REQUIRED ADJUSTMENTS PRIOR TO STARTING WORK.

FCC COMMERCIAL FURNITURE HAS PREPARED THESE DOCUMENTS AS ACCURATELY AS POSSIBLE WITH THE ARCHITECTURAL PLANS, OWNER UNDERSTANDS THAT ADJUSTMENTS TO THE FINAL LOCATIONS OF EQUIPMENT AND/OR FURNITURE PLACEMENT MAY BE REQUIRED AT THE OWNER'S EXPENSE DUE TO DISCREPANCIES BASED ON ACTUAL JOB SITE DIMENSIONS AND CONDITIONS.

REFER TO ARCHITECTURAL OR ENGINEER DRAWINGS FOR COMPLETE AND ACCURATE DIMENSIONS OF BUILDING STRUCTURE.

THESE CONTRACT DOCUMENTS AND THE INFORMATION THEY CONTAIN ARE THE PROPERTY OF FCC COMMERCIAL FURNITURE INC., ROSEBURG, OREGON, 97470.

ALL PREPARED CONTRACT DOCUMENTS MAY NOT BE COPIED, REPRODUCED, USED OR IMPLEMENTED IN ANY WAY, IN PART OR IN WHOLE, WITHOUT THE EXPRESS WRITTEN CONSENT OF FCC COMMERCIAL FURNITURE INC.

ANY UNAUTHORIZED USE OF THESE PLANS WILL RESULT IN PAYMENT DUE FOR SERVICES RENDERED BY FCC COMMERCIAL FURNITURE INC.

ANY DEVIATIONS FROM THESE DRAWINGS FOR ANY REASON SHALL NOT BE DONE WITHOUT CONSENT OF FCC COMMERCIAL FURNITURE INC. IN ADVANCE. IN WRITING, FCC COMMERCIAL FURNITURE IS NOT RESPONSIBLE FOR DEVIATIONS, CHANGES, ADDITIONS, OR DELETIONS NOT REVIEWED AND APPROVED IN ADVANCE BY FCC COMMERCIAL FURNITURE INC.

THESE DOCUMENTS REFLECT SPECIFIC SEATING AND DECOR EQUIPMENT ORDERED OF DATE SHOWN BELOW.

CLIENT:



Burger King #515
1313 28th. St. SW
Wyoming, MI 49509
Decor: Garden Grill
Building Type: Remodel

CUSTOMER
Factorial Holdings

SHEET TITLE:
SPECIFICATIONS

WORK ORDER NUMBER:

FINALS BY:

DRAWN BY:

Nathan James

SCALE:

NTS

ORIGINAL DATE:

March 18, 2021

PLOT DATE:

April 9, 2021

PROJECT #:

22113-001

SHEET #:

D8.2

Restroom		Interior Finishes		Supplier		Installer		BK	Notes
Item	Description	Finish		FCC	Others	FCC	Others	Codes	
R1A	Restroom Sink	<i>Style:</i> Custom Trough Corian Sink <i>Finish:</i> Solid Surface, Corian, Summit White <i>Size:</i> 18"D x 22"W x 5"H			X		X		HJC Corp: barry.bryant@hjcinc.com OR Restroom Remodels Co.: keith@restroomremodels.com
R1B	Faucet	<i>Manufacturer:</i> Grohe <i>Model:</i> Eurosmart Cosmopolitan <i>Finish:</i> Chrome			X		X		
R2A	Stall Doors and Frames	<i>Finish:</i> Laminate, Nevamar WK0017T Venerable Old Oak (grain) <i>Frames:</i> Clear Anodized Aluminum <i>Finish:</i> Paint, PPG <i>Primer:</i> 90-712 Pitt Tech <i>Paint:</i> 6-1510X, Speedhide Int/Ext WB Alkyd Semi Gloss <i>Color:</i> Ashen			X		X	PL-9G P-4G	Install: Wood Grain Runs Vertically Nevamar Contact: 877.726.6526 Rep: John Trulock PPG Contact: 616.335.3259 Rep: Kevin Lastacy, klastacy@ppg.com Additional supplier(s) available per BKC Finish Schedule
R3A	Soap Dispenser	<i>Style:</i> Dispenser 6562, Surface Mounted, Tank-type Horizontal Valve <i>Finish:</i> Stainless Steel			X		X		HJC Corp: barry.bryant@hjcinc.com OR Restroom Remodels Co.: keith@restroomremodels.com
R3B	Hand Dryer	<i>World Dryer:</i> Q-974A or, <i>Excel Dryer:</i> XL-BW BMC or, <i>ASI:</i> 10-0135-1 <i>Or Approved Hand Dryer Option</i>			X		X		
R4A	Urinal	<i>Style:</i> Toto UT104E, TopSpud Inlet, <i>Color:</i> #01 Cotton			X		X		
R4B	Toilet	<i>Style:</i> American Standard, Madera, 16-1/2"H, 1.6gpf, Flushometer sytem with everclean			X		X		
R5A	Wall Mirrors	<i>Style:</i> BOBRICK B-165 2436 Channel Frame Mirror			X		X		
R5B	Sanitary Disposal	<i>Style:</i> BOBRICK B-353			X		X		
R5C	Seat Cover Dispenser	<i>Style:</i> BOBRICK B-3013 Recessed Seat Cover Dispenser <i>Finish:</i> Stainless Steel			X		X		
R5D	Waste Receptacle	<i>Style:</i> BOBRICK B-3644 Recessed Waste Receptacle			X		X		
R5E	Toilet Paper Dispenser	<i>Style:</i> BOBRICK B-6997 Recessed Multi-Roll			X		X		
R5F	Coat Hook	<i>Style:</i> BOBRICK B-6717 Surface Mounted Single Robe Hook, Stainless			X		X		
R5G	Paper Towel Dispenser	<i>Style:</i> BOBRICK B-35903 Recessed Mounted Towel Dispenser			X		X		
R5H	Baby Changing Table	<i>Style:</i> Koala Kare KB110-SSRE <i>Finish:</i> Stainless Steel Optional <i>Style:</i> Koala Kare KB200-05 <i>Finish:</i> Polypropylene Optional <i>Style:</i> Custom Corian <i>Finish:</i> Corian, Summit White			X		X		



FCC COMMERCIAL FURNITURE INC.
8452 OLD HWY 99 N, ROSEBURG, OR 97470 USA
T: 800.322.7328 | F: 541.673.7441 | WWW.FCCFURN.COM
DESIGNED AND BUILT IN U.S.A.

PROPERTY OF FCC COMMERCIAL FURNITURE
THIS IS A FOR DESIGN PURPOSE TO EXPRESS DESIGN CONCEPTS TO THE ARCHITECT, CLIENT, CONTRACTOR AND INSTALLER FOR THE PROJECT SHOWN. THIS DESIGN AND THE CONCEPTS HEREIN SHALL NOT BE ALTERED OR USED AS CONSTRUCTION DOCUMENTS. DO NOT REPRODUCE OR LEND WITHOUT WRITTEN PERMISSION FROM FCC COMMERCIAL FURNITURE INC.

IMPORTANT

WRITTEN DIMENSIONS HAVE PRECEDENCE OVER SCALE IN ALL CASES.

DO NOT SCALE OFF PLANS. CONTACT FCC COMMERCIAL FURNITURE'S REPRESENTATIVE TO VERIFY ANY QUESTIONABLE DIMENSIONS AT TELEPHONE # 800.322.7328

THE GENERAL CONTRACTOR MUST VERIFY ALL BUILDING DIMENSIONS, EQUIPMENT, FURNITURE PLACEMENT, UTILITY LOCATIONS, AND CONDITIONS AT THE JOB SITE.

THE GENERAL CONTRACTOR MUST NOTIFY FCC COMMERCIAL FURNITURE OF ALL DISCREPANCIES AND/OR REQUIRED ADJUSTMENTS PRIOR TO STARTING WORK.

FCC COMMERCIAL FURNITURE HAS PREPARED THESE DOCUMENTS AS ACCURATELY AS POSSIBLE WITH THE ARCHITECTURAL INFORMATION PROVIDED. DUE TO LACK OF ACCURATE AND COMPLETE DIMENSIONED ARCHITECTURAL PLANS, OWNER UNDERSTANDS THAT ADJUSTMENTS TO THE FINAL LOCATIONS OF EQUIPMENT AND/OR FURNITURE PLACEMENT MAY BE REQUIRED AT THE OWNER'S EXPENSE DUE TO DISCREPANCIES BASED ON ACTUAL JOB SITE DIMENSIONS AND CONDITIONS.

REFER TO ARCHITECTURAL OR ENGINEER DRAWINGS FOR COMPLETE AND ACCURATE DIMENSIONS OF BUILDING STRUCTURE.

THESE CONTRACT DOCUMENTS AND THE INFORMATION THEY CONTAIN ARE THE PROPERTY OF FCC COMMERCIAL FURNITURE INC., ROSEBURG, OREGON, 97470.

ALL PREPARED CONTRACT DOCUMENTS MAY NOT BE COPIED, REPRODUCED, USED OR IMPLEMENTED IN ANY WAY, IN PART OR IN WHOLE, WITHOUT THE EXPRESS WRITTEN CONSENT OF FCC COMMERCIAL FURNITURE INC.

ANY UNAUTHORIZED USE OF THESE PLANS WILL RESULT IN PAYMENT DUE FOR SERVICES RENDERED BY FCC COMMERCIAL FURNITURE INC.

ANY DEVIATIONS FROM THESE DRAWINGS FOR ANY REASON SHALL NOT BE DONE WITHOUT CONSENT OF FCC COMMERCIAL FURNITURE INC. IN ADVANCE. IN WRITING, FCC COMMERCIAL FURNITURE IS NOT RESPONSIBLE FOR DEVIATIONS, CHANGES, ADDITIONS, OR DELETIONS NOT REVIEWED AND APPROVED IN ADVANCE BY FCC COMMERCIAL FURNITURE INC.

THESE DOCUMENTS REFLECT SPECIFIC SEATING AND DECOR EQUIPMENT ORDERED OF DATE SHOWN BELOW.

CLIENT:



Burger King #515
1313 28th. St. SW
Wyoming, MI 49509
Decor: Garden Grill
Building Type: Remodel

CUSTOMER
Factorial Holdings

SHEET TITLE:
SPECIFICATIONS

WORK ORDER NUMBER:

FINALS BY:

DRAWN BY:
Nathan James

SCALE:
NTS

ORIGINAL DATE:
March 18, 2021

PLOT DATE:
April 9, 2021

PROJECT #:
22113-001

SHEET #:
D8.3

20/20 GARDEN GRILL INTERIOR FINISH SCHEDULE							
INTERIOR MATERIAL S & FINISH SCHEDULE **TO BE USED WITH 2020 GARDEN GRILL GUIDELINES DOC.							
CODE	MATERIAL	LOCATION	SOURCE	PRODUCT	COLOR	DIMENSION	ADDITIONAL INFORMATION
ACOUSTICAL CEILING							
ACT-1G	ACOUSTICAL CEILING TILE	DINING	ARMSTRONG	CORTEGA PN91311 #770	PANEL COLOR: SEPIA EDGE: FLAT IN LAY 15/16 GRID: PRELUDE 15/16" EXPOSED TEE GRID COLOR: SEPIA	2' x 2' x 5/8"	CONTACT: CHERYL SMITH 252-214-4426 CBSMITH@ARMSTRONGCEILING.COM ARMSTRONG STRATEGIC ACCOUNTS: (800) 442-4212 ARMSTRONGCSA@ARMSTRONGCEILING.COM
ACT-2G	ACOUSTICAL CEILING TILE	BACK OF HOUSE	ARMSTRONG	#EP672 KITCHEN ZONE	PANEL COLOR: WHITE GRID: PRELUDE 15/16" EXPOSED TEE GRID COLOR: WHITE	2' x 4' x 1/2"	
ACT-2G	ACOUSTICAL CEILING TILE	BACK OF HOUSE	USG INTERIORS	SHEETROCK BRAND LAY-IN CEILING PANEL CLIMAPLUS #3270	PANEL COLOR: WHITE GRID: Dom DIX/DXL GRID COLOR: WHITE	2' x 4' x 1/2"	CONTACT: JOHN FUNES (312) 436-5841 JFUNES@USG.COM NOTE: USE PROGRAM QUOTE # 00103139 TO RECEIVE BK PRICING
ACT-3G	ACOUSTICAL CEILING TILE	PLAYGROUND	ARMSTRONG	FINE FISSURED #1732	WHITE GRID: 2x2 ANGLED REGULAR 15/16 GRID COLOR: WHITE	2' x 2' x 3/4"	CONTACT: CHERYL SMITH 252-214-4426 CBSMITH@ARMSTRONGCEILING.COM ARMSTRONG STRATEGIC ACCOUNTS: (800) 442-4212 ARMSTRONGCSA@ARMSTRONGCEILING.COM
ACT-3G UPGRADE	ACOUSTICAL CEILING TILE	PLAYGROUND	ARMSTRONG	FINE FISSURED #1732	ADOBE GRID: 2x2 ANGLED REGULAR 15/16 GRID COLOR: ADOBE	2' x 2' x 3/4"	CONTACT: CHERYL SMITH 252-214-4426 CBSMITH@ARMSTRONGCEILING.COM ARMSTRONG STRATEGIC ACCOUNTS: (800) 442-4212 ARMSTRONGCSA@ARMSTRONGCEILING.COM
ACT-3G	ACOUSTICAL CEILING TILE	PLAYGROUND	USG INTERIORS	WHITE RADAR CLIMA PLUS #2210	PANEL COLOR: WHITE GRID: Dom DIX/DXL GRID COLOR: WHITE	2' x 2' x 3/4"	CONTACT: JOHN FUNES (312) 436-5841 JFUNES@USG.COM NOTE: USE PROGRAM QUOTE # 00103139 TO RECEIVE BK PRICING
ACT-3G UPGRADE	ACOUSTICAL CEILING TILE	PLAYGROUND	USG INTERIORS	TAUPE RADAR CLIMA PLUS #2210	PANEL COLOR: TAUPE GRID: Dom DIX/DXL GRID COLOR: TAUPE	2' x 2' x 3/4"	CONTACT: JOHN FUNES (312) 436-5841 JFUNES@USG.COM NOTE: USE PROGRAM QUOTE # 00103139 TO RECEIVE BK PRICING
TILES							
CT-25G	CERAMIC TILE	FIELD FLOOR TILE / BEVERAGE WALL	GRANITE FIANDRE / EUROWEST	TOG2424027SQ	SIMPLY GRAY HONED (RECTIFIED)	24" x 24"	CONTACT: JAN DETEER (714) 309-9551 JDETEER@EUROWEST.COM BK@EUROWEST.COM NOTE: USE WITH GR-15G (1/16" THICK)
			TCL TRANSCERAMIC A, LTD	X600292X8	URBAN GRAY HONED (RECTIFIED)	24" x 24"	CONTACT: CHRISTINA MASTRANGELO CMASTRANGELO@TRANSCERAMICA.CO M JOY KLEIN (813) 334-3302 JKLEIN@TRANSCERAMICA.COM NOTE: USE WITH GR-15G (1/16" THICK)
			EMSER	89UPTOGR2424	UPTOWN CUSTOM GRAY # 15 (RECTIFIED)	24" x 24"	CONTACT: CRISTINA DUNBAR (713) 462-2411 BURGERKING@EMSER.COM NOTE: USE WITH GR-15G (1/16" THICK)
			DALTILE	N627BK24241PK	N627 ROYAL GREY	24" x 24"	SUPPORT CENTER NATIONAL ACCOUNTS@DAL TILE.COM (877) 556-5728 NOTE: USE WITH GR-15G (1/16" THICK)
CT-26G	CERAMIC TILE	BASE TILE (MAIN DINING)	GRANITE FIANDRE / EUROWEST	TOG1224027SQ	SIMPLY GRAY HONED (RECTIFIED)	6" x 24" (CUT TILE)	CONTACT: JAN DETEER (714) 309-9551 JDETEER@EUROWEST.COM BK@EUROWEST.COM NOTE: USE WITH GR-15G (1/16" THICK)
			TCL TRANSCERAMIC A, LTD	X630292X8	URBAN GRAY HONED (RECTIFIED)	6" x 24" (CUT TILE)	CONTACT: CHRISTINA MASTRANGELO CMASTRANGELO@TRANSCERAMICA.CO M JOY KLEIN (813) 334-3302 JKLEIN@TRANSCERAMICA.COM NOTE: USE WITH GR-15G (1/16" THICK)
			EMSER	CUT BASE TILE (FROM 12" X 24")	UPTOWN CUSTOM GRAY # 15 (RECTIFIED)	6" x 24" (CUT TILE)	CONTACT: CRISTINA DUNBAR (713) 462-2411 BURGERKING@EMSER.COM NOTE: 4 WEEKS LEAD TIME CUT BASE TILE IF PURCHASE DIRECTLY FROM EMSER NOTE: USE WITH GR-15G (1/16" THICK)
			DAL-TILE	CUT BASE TILE N627BK12241PK	N627 ROYAL GREY	6" x 24" (CUT TILE)	SUPPORT CENTER NATIONAL ACCOUNTS@DAL TILE.COM (877) 556-5728 NOTE: USE WITH GR-15G (1/16" THICKNESS)
CT-27G	CERAMIC TILE	CORRIDOR WALL / RESTROOM WALL AND FLOOR	GRANITE FIANDRE / EUROWEST	TOG1224027SQ	SIMPLY GRAY HONED (RECTIFIED)	12" x 24"	CONTACT: JAN DETEER (714) 309-9551 JDETEER@EUROWEST.COM BK@EUROWEST.COM NOTE: USE WITH GR-15G (1/16" THICK)
			TCL TRANSCERAMIC A, LTD	X630292X8	URBAN GRAY HONED (RECTIFIED)	12" x 24"	CONTACT: CHRISTINA MASTRANGELO CMASTRANGELO@TRANSCERAMICA.CO M JOY KLEIN (813) 334-3302 JKLEIN@TRANSCERAMICA.COM NOTE: USE WITH GR-15G (1/16" THICK)
			EMSER	89UPTOG12424	UPTOWN CUSTOM GRAY # 15 (RECTIFIED)	12" x 24"	CONTACT: CRISTINA DUNBAR (713) 462-2411 BURGERKING@EMSER.COM NOTE: USE WITH GR-15G (1/16" THICK)
			DALTILE	N627BK12241PK	N627 ROYAL GREY (RECTIFIED)	12" x 24"	SUPPORT CENTER NATIONAL ACCOUNTS@DAL TILE.COM (877) 556-5728 NOTE: USE WITH GR-15G (1/16" THICKNESS)
CT-28G	CERAMIC TILE	DINING / ACCENT TILE LIGHT WOOD/KNEE WALL AND FSC SIDE WALL WAINSCOT TILE (STACKED BOND)	GRANITE FIANDRE / EUROWEST	Larch US (french wood) IRG 0624123	WOOD TILE (RECTIFIED)	6" x 24"	CONTACT: JAN DETEER (714) 309-9551 JDETEER@EUROWEST.COM BK@EUROWEST.COM NOTE: USE WITH GR-15G @ FLOOR (1/16" THICK) NOTE: USE WITH GR-17G @ DINING WALLS ONLY (1/16" THICK)
			TCL TRANSCERAMIC A, LTD	TCL Larch US (french wood) IRG0624123	WOOD TILE (RECTIFIED)	6" x 24"	CONTACT: CHRISTINA MASTRANGELO CMASTRANGELO@TRANSCERAMICA.CO M JOY KLEIN (813) 334-3302 JKLEIN@TRANSCERAMICA.COM NOTE: USE WITH GR-15G @ FLOOR (1/16" THICK) NOTE: USE WITH GR-17G @ DINING WALLS ONLY (1/16" THICK)
			EMSER	D99DEREBE0624	DEREVO BEIGE WOOD TILE (RECTIFIED)	6" x 24"	CONTACT: CRISTINA DUNBAR (713) 462-2411 BURGERKING@EMSER.COM NOTE: USE WITH GR-15G @ FLOOR (1/16" THICK) NOTE: USE WITH GR-17G @ DINING WALLS ONLY (1/16" THICK)

CT-29G	CERAMIC TILE	DINING / ACCENT DARK WOOD	GRANITE FIANDRE / EUROWEST	Elm US (french wood) IRG 0624122	WOOD TILE (RECTIFIED)	6" x 24"	CONTACT: JAN DETEER (714) 309-9551 JDETEER@EUROWEST.COM BK@EUROWEST.COM NOTE: USE WITH GR-15G (1/16" THICK)
			TCL TRANSCERAMIC A, LTD	TCL Elm US (french wood) IRG0624122	WOOD TILE (RECTIFIED)	6" x 24"	CONTACT: CHRISTINA MASTRANGELO CMASTRANGELO@TRANSCERAMICA.CO M JOY KLEIN (813) 334-3302 JKLEIN@TRANSCERAMICA.COM NOTE: USE WITH GR-15G (1/16" THICK)
			EMSER	D99DEREBE0624	DEREVO GRAY WOOD TILE (RECTIFIED)	6" x 24"	CONTACT: CRISTINA DUNBAR (713) 462-2411 BURGERKING@EMSER.COM NOTE: USE WITH GR-15G (1/16" THICK)
CT-30G	CERAMIC TILE	RESTROOM WALL / EXTERIOR ACCENT RED TILE	GRANITE FIANDRE / EUROWEST	SENSIBLE STONE ED5052	SIGN RED NATURAL	12" x 24"	CONTACT: JAN DETEER (714) 309-9551 JDETEER@EUROWEST.COM BK@EUROWEST.COM NOTE: USE WITH GR-15G (1/16" THICK)
			TCL TRANSCERAMIC A, LTD	TCL ED5052 SENSIBLE STONE	SIGN RED NATURAL	12" x 24"	CONTACT: CHRISTINA MASTRANGELO CMASTRANGELO@TRANSCERAMICA.CO M JOY KLEIN (813) 334-3302 JKLEIN@TRANSCERAMICA.COM NOTE: USE WITH GR-15G (1/16" THICK)
			CERAMIC TECHNIQS	SASSUOLO STONE TONES	WHITE GLOSSY SUBWAY TILE	3" x 12" SUBWAY TILE	CONTACT: LYDIA KURTH (954) 520-4283 LKURTH@CERAMIC TECHNIQS NOTE: USE WITH GR-18G (1/8" THICK)
CT-31G	CERAMIC TILE	SERVICE AREA / FOOD PREP	GRANITE FIANDRE / EUROWEST	1318 GLOSS WH1T	WHITE GLOSSY SUBWAY TILE	3" x 12" SUBWAY TILE	CONTACT: JAN DETEER (714) 309-9551 JDETEER@EUROWEST.COM BK@EUROWEST.COM NOTE: USE WITH GR-18G (1/8" THICK)
			TCL TRANSCERAMIC A, LTD	TOG1318	WHITE GLOSSY SUBWAY TILE	3" x 12" SUBWAY TILE	CONTACT: CHRISTINA MASTRANGELO CMASTRANGELO@TRANSCERAMICA.CO M JOY KLEIN (813) 334-3302 JKLEIN@TRANSCERAMICA.COM NOTE: USE WITH GR-18G (1/8" THICK)
			EMSER	CHOICE GLOSSY WHITE B9CHOWH0312	WHITE GLOSSY SUBWAY TILE	3" x 12" SUBWAY TILE	CONTACT: CRISTINA DUNBAR (713) 462-2411 BURGERKING@EMSER.COM NOTE: USE WITH GR-18G (1/8" THICK)
			DAL-TILE	WL N624BK12121P2	N624 WHITE	3" x 12" SUBWAY TILE	CONTACT: ALEXANDRA STEFAN alexandra.stefan@dal tile.com SUPPORT CENTER NATIONAL ACCOUNTS@DAL TILE.COM (877) 556-5728 NOTE: USE WITH GR-15G (1/16" THICKNESS)
CT-10G	TILE	BACK OF HOUSE	GRANITE FIANDRE / EUROWEST	TOG1212142	CAPITOL GRAY TX	12" x 12"	CONTACT: JAN DETEER (714) 309-9551 JDETEER@EUROWEST.COM BK@EUROWEST.COM NOTE: USE WITH GR-6G (1/8" THICK)
CT-11G	TILE BASE	BACK OF HOUSE COVE BASE	GRANITE FIANDRE / EUROWEST	TOG612C142: BASE TOG60C142C: CORNER	CAPITOL GRAY TX	6" x 12 6" x 1"	CONTACT: JAN DETEER (714) 309-9551 JDETEER@EUROWEST.COM BK@EUROWEST.COM NOTE: USE WITH GR-6G (1/8" THICK)
CT-32G	CERAMIC TILE	OUTDOOR TERRACE FLOOR	EUROWEST	QUARTZITE	ALPES R11	24" x 24"	CONTACT: JAN DETEER (714) 309-9551 JDETEER@EUROWEST.COM BK@EUROWEST.COM NOTE: USE WITH GR-6G (1/8" THICK)
FRP-1G	FIBERGLASS REINFORCED PANEL	BACK OF HOUSE	MARLITE	FRP SYMMETRIX 204551B (4x8) 204551 (4x10) WHITE/BLK CORE NO TOP COAT (GRAY SCORE LINE)	A916 G312	4x8' 4x10'	CONTACT: CUSTOMER SERVICE (303) 343-8621 ANITA CRAIG 330-260-7621 ACRAIG@MARLITE.COM NOTE: USE WITH TR-3G
TR-1G	EDGE PROFILE	OUTSIDE CORNERS OF WALL TILE & BASE TILE TRIM AT RESTROOM	SCHLUTER	QUADEC Q100AT	SATIN NICKEL ANODIZED ALUMINUM	3/8"	BRUIZ@SCHLUTER.COM NOTE: GC TO COORDINATE HEIGHT AS REQUIRED BASED UPON TILE THICKNESS AND SETTING SYSTEM
TR-2G	COVE BASE PROFILE	GENERAL RESTROOM	SCHLUTER	DILEX-AHK100AT	SATIN NICKEL ANODIZED ALUMINUM	3/8"	CONTACT: ROSANNA RUIZ (786) 858-0010 RRUIZ@SCHLUTER.COM NOTE: GC TO COORDINATE HEIGHT AS REQUIRED BASED UPON TILE THICKNESS AND SETTING SYSTEM
TR-3G	EDGE PROFILE	BACK OF HOUSE	SCHLUTER	OUTSIDE CORNER A560	SATIN ANODIZED ALUMINUM	7/16" EXPOSED EDGE / 8" LONG	CONTACT: ROSANNA RUIZ (786) 858-0010 RRUIZ@SCHLUTER.COM NOTE: GC TO COORDINATE HEIGHT AS REQUIRED SETTING SYSTEM
TS-1G	TRANSITION STRIP	CERAMIC TILE TO CERAMIC TILE	SCHLUTER	TRANSITION PROFILES FOR FLOORS	SCHEME (RADIUS) AE 100 - R SATIN ANODIZED ALUMINUM AE 100 - R, SATIN ANODIZED 3/8" - 10MM	3/8" 10mm	CONTACT: ROSANNA RUIZ (786) 858-0010 RRUIZ@SCHLUTER.COM
GROUT							
GR-6G	GROUT	BACK OF HOUSE	LATICRETE	SPECTRALOCK 2000 IG	#45 'RAVEN'		CONTACT: KIRBY DAVIS AT LATICRETE (203) 674-7210 NOTE: USE WITH CT-10G, CT-11G, LATICRETE HYDROBAN FOR WATERPROOF
			CUSTOM BUILDING PRODUCTS	FUSION PRO SINGLE COMPONENT GROUT	#370 DOVE GRAY		CONTACT: LARRY MAURA (561) 543-6558 LMAURA@CBMAIL.NET NOTE: USE WITH CT-10G, CT-11G, LATICRETE HYDROBAN FOR WATERPROOF



PROPERTY OF FCC COMMERCIAL FURNITURE
THIS IS A FOR DESIGN PURPOSE TO EXPRESS DESIGN CONCEPTS TO THE ARCHITECT, CLIENT, CONTRACTOR AND INSTALLER FOR THE PROJECT SHOWN. THIS DESIGN AND THE CONCEPTS HEREIN SHALL NOT BE ALTERED OR USED AS CONSTRUCTION DOCUMENTS. DO NOT REPRODUCE OR LEND WITHOUT WRITTEN PERMISSION FROM FCC COMMERCIAL FURNITURE INC.

IMPORTANT
WRITTEN DIMENSIONS HAVE PRECEDENCE OVER SCALE IN ALL CASES.

DO NOT SCALE OFF PLANS. CONTACT FCC COMMERCIAL FURNITURE'S REPRESENTATIVE TO VERIFY ANY QUESTIONABLE DIMENSIONS AT TELEPHONE # 800.322.7328

THE GENERAL CONTRACTOR MUST VERIFY ALL BUILDING DIMENSIONS, EQUIPMENT, FURNITURE PLACEMENT, UTILITY LOCATIONS, AND CONDITIONS AT THE JOB SITE.

THE GENERAL CONTRACTOR MUST NOTIFY FCC COMMERCIAL FURNITURE OF ALL DISCREPANCIES AND/OR REQUIRED ADJUSTMENTS PRIOR TO STARTING WORK.

FCC COMMERCIAL FURNITURE HAS PREPARED THESE DOCUMENTS AS ACCURATELY AS POSSIBLE WITH THE ARCHITECTURAL INFORMATION PROVIDED. DUE TO LACK OF ACCURATE AND COMPLETE DIMENSIONED ARCHITECTURAL PLANS, OWNER UNDERSTANDS THAT ADJUSTMENTS TO THE FINAL LOCATIONS OF EQUIPMENT AND/OR FURNITURE PLACEMENT MAY BE REQUIRED AT THE OWNER'S EXPENSE DUE TO DISCREPANCIES BASED ON ACTUAL JOB SITE DIMENSIONS AND CONDITIONS.

REFER TO ARCHITECTURAL OR ENGINEER DRAWINGS FOR COMPLETE AND ACCURATE DIMENSIONS OF BUILDING STRUCTURE.

THESE CONTRACT DOCUMENTS AND THE INFORMATION THEY CONTAIN ARE THE PROPERTY OF FCC COMMERCIAL FURNITURE INC., ROSEBURG, OREGON, 97470.

ALL PREPARED CONTRACT DOCUMENTS MAY NOT BE COPIED, REPRODUCED, USED OR IMPLEMENTED IN ANY WAY, IN PART OR IN WHOLE, WITHOUT THE EXPRESS WRITTEN CONSENT OF FCC COMMERCIAL FURNITURE INC.

ANY UNAUTHORIZED USE OF THESE PLANS WILL RESULT IN PAYMENT DUE FOR SERVICES RENDERED BY FCC COMMERCIAL FURNITURE INC.

ANY DEVIATIONS FROM THESE DRAWINGS FOR ANY REASON SHALL NOT BE DONE WITHOUT CONSENT OF FCC COMMERCIAL FURNITURE INC. IN ADVANCE. IN WRITING, FCC COMMERCIAL FURNITURE IS NOT RESPONSIBLE FOR DEVIATIONS, CHANGES, ADDITIONS, OR DELETIONS NOT REVIEWED AND APPROVED IN ADVANCE BY FCC COMMERCIAL FURNITURE INC.

THESE DOCUMENTS REFLECT SPECIFIC SEATING AND DECOR EQUIPMENT ORDERED OF DATE SHOWN BELOW.



Burger King #515
1313 28th. St. SW
Wyoming, MI 49509
Decor: Garden Grill
Building Type: Remodel

CUSTOMER
Factorial Holdings
SHEET TITLE:
SPECIFICATIONS

WORK ORDER NUMBER:

FINALS BY:

DRAWN BY:
Nathan James
SCALE:

NTS
ORIGINAL DATE:
March 18, 2021


PLOT DATE:
April 9, 2021

PROJECT #:
22113-001

SHEET #:
D8.4

GR-15G	GROUT	FIELD FLOOR TILE / BEVERAGE WALL	CUSTOM BUILDING PRODUCTS	FUSION PRO SINGLE COMPONENT GROUT	#335 WINTER GRAY	CONTACT: LARRY MAURA (561) 543-6558 LAZARO.MAURA@CBPMAIL.NET
			LATICRETE	PERMACOLOR	#60 DUSTY GRAY	***PROLITE® PREMIUM LARGE FORMAT TILE MORTAR - RAPID SETTING CONTACT: KIRBY DAVIS AT LATICRETE (203) 671-7210
GR-17G	GROUT	DINING / ACCENT TILE LIGHT WOOD	CUSTOM BUILDING PRODUCTS	FUSION PRO SINGLE COMPONENT GROUT	#145 LIGHT SMOKE	CONTACT: LARRY MAURA (561) 543-6558 LAZARO.MAURA@CBPMAIL.NET
			LATICRETE	PERMACOLOR	#56 DESERT KHAKI	***PROLITE® PREMIUM LARGE FORMAT TILE MORTAR - RAPID SETTING CONTACT: KIRBY DAVIS AT LATICRETE (203) 671-7210
GR-18G	GROUT	SERVICE AREA WALL TILE	LATICRETE	PERMACOLOR	#78 STERLING SILVER	CONTACT: KIRBY DAVIS AT LATICRETE (203) 671-7210
			CUSTOM BUILDING PRODUCTS	FUSION PRO SINGLE COMPONENT GROUT	#543 DRIFTWOOD	CONTACT: LARRY MAURA (561) 543-6558 LAZARO.MAURA@CBPMAIL.NET ***PROLITE® PREMIUM LARGE FORMAT TILE MORTAR - RAPID SETTING NOTE: USE WITH CT-31G
WALL FINISHES AND PAINT						
BR-2G	FACE BRICK	GENERAL DINING/ ACCENT WALLS	PINEHALL BRICK	THINBRICK (Use WITH EGR-1G)	OLD IRVINGTON	7-5/8" x 3-5/8" x 1/2" CONTACT: TERESA BEANE (336) 779-6131 TBEANE@PINEHALLBRICK.COM NOTE: USE WITH EGR-1G
			EVOLUTION BRICK	THINBRICK (Use WITH EGR-1G)	'Olde Hillsboro' Mod/QS Tumbled (Full Brick) 'Sierra Tumbled' (Thin Brick)	7-5/8" x 3-5/8" x 1/2" gabe@evolutionbrick.com NOTE: USE WITH EGR-1G
EGR-1G	BRICK MORTAR	General Dining/ Accent Walls	LEHIGHHANSON	(USE WITH BR-2G)	Ohio River Masonry Sand B-12C / B-12	CONTACT: GABE POWERS (502) 558-4612 gabe@evolutionbrick.com NOTE: USE WITH BR-2G
			ARGOS US		LITE BUFF	CONTACT: DONNIE HOWARD (919) 390-4962 DONNIE.HOWARD@ARGOS-US.COM NOTE: USE WITH BR-2G
P-4G	PAINT	INTERIOR DOOR FRAMES	PPG	PRIMER 90-712 PITT TECH PAINT: 6-1510X1	ASHEN	CONTACT: KEVIN LASTACY KLASTACY@PPG.COM 616-335-3259
P-5G	PAINT	SOFFITS AND RESTROOM CEILING		PRIMER 6-4900X1 SPEEDHIDE ZERO INT LATEX SATIN PAINT: PPG 6-4310X1	WHITE ON WHITE	
P-6G	PAINT	EXPOSED DECKING AND BAR JOISTS/ WALLS OVER SOFFIT		SEAL GRIP PAINT: PPG 6-417	CABIN FEVER PPG 1021-7	
P-15G	PAINT	INTERIOR WALLS		PRIMER 6-4900X1 SPEEDHIDE ZERO INT LATEX SATIN PAINT: 6-4310X1	ASHEN	
P-16G	PAINT	INTERIOR SERVICE AREA DOOR FRAME		PRIMER 90-712 SPEED TECH PAINT: 6-150X1	CAFÉ SIENNA	
P-17G	PAINT	HVAC AIR RETURN & REGISTERS LOCATED AT ACT-1G		PRIMER 90-712 PITT TECH PAINT: 6-1540X1 SPEEDHIDE INT/EXT WB ALKYD SEMI-GLOSS	GRANITE PPG 1022-6	
P-4G	PAINT	INTERIOR DOOR FRAMES		PRIMER PM 200 0 VOC B28V2600 PAINT:	BUNGALOW BEIGE SW 7511	CONTACT: GLENN J. REMLER (954) 547-1217 GLENNJ.REMLER@SHERWIN.COM
				PRIMER ProCrVl B66-310 PAINT: Pro Industrial WB Urethane Alkyd Eramel B53-1150 Semi-Gloss		
P-5G	PAINT	INTERIOR UNDERSIDE OF CORRIDOR SOFFIT AND RESTROOM CEILING		PRIMER PM 200 0 VOC B28V2600 PAINT: PM 200 0 VOC B20V2600 EggsheIl	EXTRA WHITE SW 7006	
P-6G	PAINT	EXPOSED DECKING AND BAR JOISTS		PRIMER Multi Surface Acrylic B66-560 PAINT: Multi Surface Acrylic B66-560	WELL-BRED BROWN SW 7027	
P-15G	PAINT	INTERIOR WALLS/ SOFFIT	EggsheIl PRIMER PM 200 0 VOC B28V2600 PAINT: PM 200 0 VOC B20V2600 EggsheIl	BUNGALOW BEIGE SW 7511		
P-16G	PAINT	INTERIOR SERVICE AREA DOOR FRAME	PRIMER ProCrVl B66-310 PAINT: Pro Industrial WB Urethane Alkyd Eramel B53-1150 Semi-Gloss	GG ORANGE CUSTOM COLOR		

P-17G	PAINT	HVAC AIR RETURN & REGISTERS LOCATED AT ACT-1G	PRIMER INT/EXT PRO INDUSTRIAL SEMI-GLOSS PAINT: Pro Industrial WB Urethane Alkyd Eramel FC 8112NP Semi-Gloss	ARMSTRONG CEILING MATCH CUSTOM COLOR		
WP-2G	WALL PANEL SYSTEM	GENERAL WAINSCOTING	MARLITE	ALLURE PANEL	Navamar WF001 Macchiato X-Grain	4' x 4' Panels CONTACT: CUSTOMER SERVICE (330) 343-6521 ANITA.CRAIG.330-260-7621 ACRAIG@MARLITE.COM
			CM	MATTAKI CONVERGE	Navamar WF001 Macchiato X-Grain	32' x 48' 48' x 48' Panels CONTACT: AUSTIN HOLAN (706) 253-4761 AUSTIN@CIMGIBIZ.COM
UPHOLSTERY						
UPH-7G	UPHOLSTERY	SEATING (Booth/Seetee) SEAT PADS		LARAT 440401	010 TAUPE	CONTACT: JANELLE AROLZ (404) 909-8444 JARALZ@MAHARAM.COM
UPH-10G	UPHOLSTERY	SEATING (Booth/Seetee) BACK PADS AND LOUNGE CHAIR	MAHARAM	LARAT 440401	007 OYSTER	
UPH-11G	UPHOLSTERY	LOUNGE CHAIR "COLLECTION OPTION"	C.F STINSON	CASSIDY	CAS 82 HOSTA	CONTACT: GLENN STINSON (248) 299-3800 GSTINSON@CFSTINSON.COM
METALS						
MF-1G	METAL FINISH POWDER COAT	FIXTURES AS NOTED	PER VENDOR		BLACKENED STEEL	PER VENDOR
MF-2G	METAL FINISH ALUMINUM	FIXTURES AS NOTED	PER VENDOR		FLAT BLACK ANODIZED	PER VENDOR
MF-3G	METAL FINISH ALUMINUM	SLAT PERGOLA SUPPORTS	PER VENDOR	POWDER COATED BROWN	MATCH P-6G (SLATE BROWN)	PER VENDOR
MF-4G	METAL FINISH ALUMINUM	DIVIDER SCREEN & SAUCE BAR	PER VENDOR	POWDER COATED	STATUARY BRONZE	PER VENDOR
SPECIALTY FINISHES AND TRIMS						
PL-9G	PLASTIC LAMINATE	PERIMETER TABLES, DOORS, TRASH UNIT	NEVAMAR	WK0017T	VERNERABLE OLD OAK	CONTACT: CUSTOMER SERVICE (877) 726-6526 JOHN TRULLOCK JOHN.TRULLOCK@PANOLAM.COM (407) 618-3732
PL-15G	PLASTIC LAMINATE	TABLES / BOOTHS	NEVAMAR	WF0011T	MACCHIATO	
PL-16G	PLASTIC LAMINATE	TABLES	NEVAMAR	VZ2001T	SANTA ROSA PLUM TREE	
PL-17G	PLASTIC LAMINATE	TABLES	NEVAMAR	WF0013-T	CARAMEL MACCHIATO SUEDE	
PL-18G	PLASTIC LAMINATE	BEVERAGE STATION CABINET DOORS/ INNER SIDE OF WOOD SLAT PERGOLA/ INTERIOR SERVICE AREA ACCENT WALL & DOOR	NEVAMAR	SO3300 SD	CAFÉ SIENNA	
PL-19G	PLASTIC LAMINATE	BOOTH BASE	PIONITE	SE101S	BLACK	
WS-1G	WOOD STAIN	SHELVING LOUNGE AREA	PER VENDOR	BALTIC BIRCH	CLEAR COATED	LOCAL DISTRIBUTOR
WS-2G	WOOD STAIN	COMMUNITY TABLE/ SAUCE BAR	PER VENDOR	WHITE OAK	CLEAR COATED	LOCAL DISTRIBUTOR
WS-3G	WOOD STAIN	TRELLIS SOFFIT	PER VENDOR	STAINED POPLAR WOOD	MATCH NEVAMAR SANTA ROSA PLUM TREE	LOCAL DISTRIBUTOR
TR-01G	DRYWALL REVEAL BEAD	BETWEEN P-8G & P-15G WHEN PERIMETER SOFFIT IS OMITTED	TRIM-TEX	AS5110S	ARCHITECTURAL SILVER	1/2" X 1/2" CONTACT: LOCAL SUPPLIER
SL-1G	SURF(X) 3D LAMINATE	TRELLIS SOFFIT	OMNOVA SOLUTIONS	SURF(X) 3D LAMINATES ON SUNTRAIT	ALMOND CHERRY	12 MIL (0.12) CONTACT: CHERI RUKAVINA (404) 971-8119 CHERIRUKAVINA@OMNOVA.COM
MEB-1G	MULTIPLEX EDGE BAND	TABLES (STANDARD TABLE THICKNESS)	REHAU	PREMIUM EDGE BAND #592E	MULTIPLEX	1-5/16" THICK CONTACT: MEG HUIZENGA (616) 666-7932 MEG.HUIZENGA@REHAU.COM
MEB-2G	MULTIPLEX EDGE BAND	BOOTH EDGE PROTECTION	REHAU	NEVAMAR MACCHIATO CP41002	MATCH PL-15G (MACCHIATO)	
SOLID SURFACES						
SS-8G	SOLID SURFACE	FIXTURES AS NOTED TOP CAP/ SILL	DUPONT	CORIAN	DEEP NOCTURNE	30" x 144" x 1/2" THICKNESS CONTACT: TIANA MARE BRAGG (925) 337-3438 TIANA.MARE.BRAGG@DUPONT.COM
SS-9G	SOLID SURFACE	FSC / BEVERAGE COUNTER TOP (ALTERNATE TO MS-1G)	AVONITE	CUSTOM COLOR BK SMOKE	#7885	30" x 144" x 1/2" THICKNESS CONTACT: SANDRA COHEN (410) 259-8508 soohen@aristechsurfaces.com
			US SURFACES	LIVINGSTONE	STORM	CONTACT: ED ROGERS (605) 710-3999 EDR@USSURFACES.COM
MS-1G	MANUFACTURED STONE	FSC / BEVERAGE COUNTER TOP	SILESTONE	QUARTZ VOLCANO TEXTURE	GREY EXPO	3/4" THICK CONTACT: JENNIFER RYAN (305) 398-5700 JENNIFERR@COSENTIND.COM
			US SURFACES	VADARA	BRUSHED CEMENT	2 CM THICK CONTACT: ED ROGERS (605) 710-3999 EDR@USSURFACES.COM
RESIN						
R-1G	RESIN	FSC SMOOTHIE SCREENS	3-FORM	PUNCH 021	VELLUM F04 FINISH FRONT & BACK	3/8" THICK CONTACT: JULIANA SHARKEY JULIANA.SHARKEY@3FORM.COM (954) 579-6545



PROPERTY OF FCC COMMERCIAL FURNITURE
THIS IS A FOR DESIGN PURPOSE TO EXPRESS DESIGN CONCEPTS TO THE ARCHITECT, CLIENT, CONTRACTOR AND INSTALLER FOR THE PROJECT SHOWN. THIS DESIGN AND THE CONCEPTS HEREIN SHALL NOT BE ALTERED OR USED AS CONSTRUCTION DOCUMENTS. DO NOT REPRODUCE OR LEND WITHOUT WRITTEN PERMISSION FROM FCC COMMERCIAL FURNITURE INC.

IMPORTANT
WRITTEN DIMENSIONS HAVE PRECEDENCE OVER SCALE IN ALL CASES.

DO NOT SCALE OFF PLANS. CONTACT FCC COMMERCIAL FURNITURE'S REPRESENTATIVE TO VERIFY ANY QUESTIONABLE DIMENSIONS AT TELEPHONE # 800.322.7328

THE GENERAL CONTRACTOR MUST VERIFY ALL BUILDING DIMENSIONS, EQUIPMENT, FURNITURE PLACEMENT, UTILITY LOCATIONS, AND CONDITIONS AT THE JOB SITE.

THE GENERAL CONTRACTOR MUST NOTIFY FCC COMMERCIAL FURNITURE OF ALL DISCREPANCIES AND/OR REQUIRED ADJUSTMENTS PRIOR TO STARTING WORK.

FCC COMMERCIAL FURNITURE HAS PREPARED THESE DOCUMENTS AS ACCURATELY AS POSSIBLE WITH THE ARCHITECTURAL INFORMATION PROVIDED. DUE TO LACK OF ACCURATE AND COMPLETE DIMENSIONED ARCHITECTURAL PLANS, OWNER UNDERSTANDS THAT ADJUSTMENTS TO THE FINAL LOCATIONS OF EQUIPMENT AND/OR FURNITURE PLACEMENT MAY BE REQUIRED AT THE OWNER'S EXPENSE DUE TO DISCREPANCIES BASED ON ACTUAL JOB SITE DIMENSIONS AND CONDITIONS.

REFER TO ARCHITECTURAL OR ENGINEER DRAWINGS FOR COMPLETE AND ACCURATE DIMENSIONS OF BUILDING STRUCTURE.

THESE CONTRACT DOCUMENTS AND THE INFORMATION THEY CONTAIN ARE THE PROPERTY OF FCC COMMERCIAL FURNITURE INC., ROSEBURG, OREGON, 97470.

ALL PREPARED CONTRACT DOCUMENTS MAY NOT BE COPIED, REPRODUCED, USED OR IMPLEMENTED IN ANY WAY, IN PART OR IN WHOLE, WITHOUT THE EXPRESS WRITTEN CONSENT OF FCC COMMERCIAL FURNITURE INC.

ANY UNAUTHORIZED USE OF THESE PLANS WILL RESULT IN PAYMENT DUE FOR SERVICES RENDERED BY FCC COMMERCIAL FURNITURE INC.

ANY DEVIATIONS FROM THESE DRAWINGS FOR ANY REASON SHALL NOT BE DONE WITHOUT CONSENT OF FCC COMMERCIAL FURNITURE INC. IN ADVANCE. IN WRITING, FCC COMMERCIAL FURNITURE IS NOT RESPONSIBLE FOR DEVIATIONS, CHANGES, ADDITIONS, OR DELETIONS NOT REVIEWED AND APPROVED IN ADVANCE BY FCC COMMERCIAL FURNITURE INC.

THESE DOCUMENTS REFLECT SPECIFIC SEATING AND DECOR EQUIPMENT ORDERED OF DATE SHOWN BELOW.



Burger King #515
1313 28th. St. SW
Wyoming, MI 49509
Decor: Garden Grill
Building Type: Remodel

CUSTOMER
Factorial Holdings
SHEET TITLE:
SPECIFICATIONS

WORK ORDER NUMBER:

FINALS BY:

DRAWN BY:

Nathan James

SCALE:

NTS

ORIGINAL DATE:

March 18, 2021

PLOT DATE:

April 9, 2021

PROJECT #:

22113-001

SHEET #:

D8.5



FCC COMMERCIAL FURNITURE INC.
8452 OLD HWY 99 N, ROSEBURG, OR 97470 USA
T. 800.322.7328 | F. 541.673.7441 | WWW.FCCFURN.COM
DESIGNED AND BUILT IN U.S.A.

PROPERTY OF FCC COMMERCIAL FURNITURE
THIS IS A FOR DESIGN PURPOSE TO EXPRESS DESIGN
CONCEPTS TO THE ARCHITECT, CLIENT, CONTRACTOR
AND INSTALLER FOR THE PROJECT SHOWN. THIS DESIGN
AND THE CONCEPTS HEREIN SHALL
NOT BE ALTERED OR USED AS CONSTRUCTION
DOCUMENTS. DO NOT REPRODUCE OR LEND WITHOUT
WRITTEN PERMISSION FROM FCC COMMERCIAL
FURNITURE INC.

IMPORTANT

WRITTEN DIMENSIONS HAVE PRECEDENCE OVER SCALE
IN ALL CASES.

DO NOT SCALE OFF PLANS. CONTACT FCC COMMERCIAL
FURNITURE'S REPRESENTATIVE TO VERIFY ANY
QUESTIONABLE DIMENSIONS AT TELEPHONE #
800.322.7328

THE GENERAL CONTRACTOR MUST VERIFY ALL BUILDING
DIMENSIONS, EQUIPMENT, FURNITURE PLACEMENT,
UTILITY LOCATIONS, AND CONDITIONS AT THE JOB SITE.

THE GENERAL CONTRACTOR MUST NOTIFY FCC
COMMERCIAL FURNITURE OF ALL DISCREPANCIES
AND/OR REQUIRED ADJUSTMENTS PRIOR TO STARTING
WORK.

FCC COMMERCIAL FURNITURE HAS PREPARED THESE
DOCUMENTS AS ACCURATELY AS POSSIBLE WITH THE
ARCHITECTURAL INFORMATION PROVIDED. DUE TO LACK
OF ACCURATE AND COMPLETE DIMENSIONED
ARCHITECTURAL PLANS, OWNER UNDERSTANDS THAT
ADJUSTMENTS TO THE FINAL LOCATIONS OF EQUIPMENT
AND/OR FURNITURE PLACEMENT MAY BE REQUIRED AT
THE OWNER'S EXPENSE DUE TO DISCREPANCIES BASED
ON ACTUAL JOB SITE DIMENSIONS AND CONDITIONS.

REFER TO ARCHITECTURAL OR ENGINEER DRAWINGS
FOR COMPLETE AND ACCURATE DIMENSIONS OF
BUILDING STRUCTURE.

THESE CONTRACT DOCUMENTS AND THE INFORMATION
THEY CONTAIN ARE THE PROPERTY OF FCC COMMERCIAL
FURNITURE INC., ROSEBURG, OREGON, 97470.

ALL PREPARED CONTRACT DOCUMENTS MAY NOT BE
COPIED, REPRODUCED, USED OR IMPLEMENTED IN ANY
WAY, IN PART OR IN WHOLE, WITHOUT THE EXPRESS
WRITTEN CONSENT OF FCC COMMERCIAL FURNITURE INC.

ANY UNAUTHORIZED USE OF THESE PLANS WILL RESULT
IN PAYMENT DUE FOR SERVICES RENDERED BY FCC
COMMERCIAL FURNITURE INC.

ANY DEVIATIONS FROM THESE DRAWINGS FOR ANY
REASON SHALL NOT BE DONE WITHOUT CONSENT OF FCC
COMMERCIAL FURNITURE INC. IN ADVANCE. IN WRITING.
FCC COMMERCIAL FURNITURE IS NOT RESPONSIBLE FOR
DEVIATIONS, CHANGES, ADDITIONS, OR DELETIONS NOT
REVIEWED AND APPROVED IN ADVANCE BY FCC
COMMERCIAL FURNITURE INC.

THESE DOCUMENTS REFLECT SPECIFIC SEATING AND
DECOR EQUIPMENT ORDERED OF DATE SHOWN BELOW.

CLIENT:



Burger King #515
1313 28th. St. SW
Wyoming, MI 49509
Decor: Garden Grill
Building Type: Remodel

CUSTOMER
Factorial Holdings

SHEET TITLE:
SPECIFICATIONS

WORK ORDER NUMBER:

FINALS BY:

DRAWN BY:
Nathan James
SCALE:

NTS

ORIGINAL DATE:
March 18, 2021

PLOT DATE:
April 9, 2021

PROJECT #:
22113-001

SHEET #:
D8.6

BURGER KING 20/20 GARDEN GRILL INTERIOR						
INTERIOR LIGHT FIXTURE SCHEDULE						
06.03.20						
LOW PROFILE TRELLIS						
TYPE	VENDOR	CATALOG No.	WATTAGE	COLOR TEMP	REMARKS	
A	NAUTICAL	BK304 & SP305-18-60D-927-03	10	2700	SHAKER PENDANT LAMP	2. 2x2 RECESSED
		LED EDISON STYLE 10 WATT				
A1	NAUTICAL	BK-GG-A2 CUSTOM PENDANT LIGHT	10	2700K	RED PENDANT LIGHT	EMERGENCY LIGHT
		RED				
B	NAUTICAL	BK305 & LED 8W EDISON INCANDESCENT	6	2700K	BRONZE CAGE PENDANT LIGHT	EXIT / EMERGENCY LIGHT
		LED CLEAR ANTIQUE STYLE 6 WATT				
B1	NAUTICAL	BK305 & LED 8W EDISON INCANDESCENT	6	2700K	BRONZE CAGE WALL SCONCE LIGHT	TO BE USED IN WALK IN BOX ONLY
		LED CLEAR ANTIQUE STYLE 6 WATT				
C4w	JUNO	SP36671-WHTRM	15	3000	1. 4" DIAMETER, WHITE, RECESSED DOWN LIGHT	PLAYGROUNG PENDANT LIGHT
	CREE	CR4-575L-27K-12-E26	9.5	2700	2. TO BE USED WITH GWB CEILING	
	ENERGYWISE	EWMLDLDL4IN	11	2700		
	SECURITY	LB4A 6L 30K 9 WH / 1BXQL	9	3000		
C4b	JUNO	SP36671-BLTRM			1. 4" DIAMETER, BLACK, RECESSED DOWN LIGHT	PLAYGROUNG PENDANT LIGHT
	CREE	CR4-575L-27K-12-E26-MODBLK	9.5	2700	2. TO BE USED WITH ACOUSTICAL CEILING TILES	
D4w	JUNO	SP36671G2 / 39 WWH	12.5	3000	1. 4" DIAMETER, WHITE, RECESSED DOWN LIGHT	PLAYGROUNG PENDANT LIGHT
	SECURITY	LB4A 6L 30K 9 WH / 1BXQL	9	3000	2. TO BE USED WITH GWB CEILING	
D4b	JUNO	SP36671G2 / 39C BL RFD44875	12.5	3000	1. 4" DIAMETER, BLACK, RECESSED DOWN LIGHT	PLAYGROUNG PENDANT LIGHT
					2. TO BE USED WITH ACOUSTICAL CEILING TILES	
E	JUNO	R600L3KNBZ	10	2700	TRACK LIGHT	
G	JUNO	SP34378B-9-F1-SSN	10	3000	2" DIAMETER DOWN LIGHT, SATIN NICKEL FINISH	
	ZANIBONI	D2LUNA20930A3CSNP0BKOP	9	3000		
G1	JUNO	SP34378A-930-F1-SN	10	3000	2" DIAMETER WALL WASHER, SATIN NICKEL FINISH	
	ZANIBONI	D2LUN200930A3CSNP0BKOD	9	3000		
I	CREE	CL-E-TFA04A-24R-40N	42	4000	1. TO BE USED IN KITCHEN	2. 2x4 RECESSED
	SECURITY	LIT24-40-MLG-FSA-12-EU-C388	45	4000		
	LSI	SFP24 LED 50 UE DIM 40	50	4000		
	VAOPTO	VO-PL-2NW4-60	60	4100		
	ENERGYWISE	EWMLFP24EP4841	48	4100		
J	CREE	CL-E-TR14L2404U	42	3500	1. FOR REMODELS ONLY	2. TO BE USED IN RESTROOMS 3. 1x4 RECESSED
	SECURITY	LIT14-35LWG-FSA12-EDU-C388	27	3500		
	LSI	SFP14 LED 40 UE DIM 35 FK14	40	3500		
	VAOPTO	VO-PL-1XWW4-50	50	3000		
	ENERGYWISE	EWMLFP14EP3535	35	3500		

PG	CREE	CL-E-TFA03A-22R-40N	32	3500	1. TO BE USED IN PLAYGROUND
	SECURITY	LIT22-35MLG-FSA12 EU	35	3500	2. 2x2 RECESSED
	LSI	SFP22 LED 30 UE DIM 35 FK22	30	3500	
	VAOPTO	VO-PL-2XWW2-36	36	3000	
EM	ENERGYWISE	EWMLFP22EP3535	36	3500	
	CREE	EM22RWH	11		EMERGENCY LIGHT
	SECURITY	CU2	1	3000	
	LSI	LTEMWH	(2) 1 LED		
EMX	VAOPTO	VO-EM	2	5000	
	ENERGYWISE	EWCU2	1	3000	
	CREE	EXDMBRWH	11		EXIT / EMERGENCY LIGHT
	SECURITY	CCRR	4		
WIB	LSI	LPRXRUBWHL11R	(2) 1 LED		
	VAOPTO	VO-EMX-R1	2	5000	
	ENERGYWISE	EWCCR	4	3000	
	CREE	WS4-50L-57K-10V-FD	55	5300	TO BE USED IN WALK IN BOX ONLY
O	SECURITY	LXEM4-50ML-RFA-EU	53	5000	
	LSI	EG345LEDHOCWUE	52	5300	
	VAOPTO	VO-TF-14W	32	5000	
	ENERGYWISE	EWMLD-LSV2XT8USE4806	36		
O1	CREE	LS4-25L-35K-10V	23	3500	PLAYGROUNG PENDANT LIGHT
	CREE	LS8-80L-35K-10V	88	3500	PLAYGROUNG PENDANT LIGHT

CONTACT INFORMATION			
CREE ELVIR SULJIC 262-884-3332 esuljic@creelighting.com	HERMITAGE "MASTER CONSOLIDATOR" WYATT CULVER 615-843-3379 wyatt@hlg.co	ENERGYWISE JENNIFER WADDICK 877-225-1336 jennifer@energywisemail.com	JUNO / ACUIITY BRANDS BRETT D KINZLER o 847-813-8350 m 847-312-1578 brett.kinzler@acuitybrands.com
SECURITY LIGHTING WHITNEY WATSON 630-550-9320 quotations@securitylighting.com	NAUTICAL FURNISHINGS MICHAEL HOGLUND 954-771-1100 mhoglund@nauticalfurnishings.com	VaOpto LINDA XU 702-517-5789 linda@vaopto.com	ZANIBONI LIGHTING JENNIFER MORRIS 727-213-0410 southeastusa@zanibonilighting.com
LSI BOB LUCAS 800-436-7800 Ext 4052 bob.lucas@lsi-industries.com			

NOTES	
1. NOT ALL LIGHT FIXTURES TYPES SHOWN ON SCHEDULE MAY BE USED ON THIS PROJECT. REFER TO LIGHTING PLAN FOR PROJECT SPECIFIC TYPES AND QUANTITIES.	
2. PENDANT FIXTURES "A" MUST BE CENTERED OVER TABLE TOPS. COORDINATE WITH DÉCOR DRAWINGS.	
3. EXCEPT FOR DROPPED CEILING OPTION, ALL LIGHT FIXTURES IN DINING ROOM AREA & RESTROOM CORRIDOR ARE TO BE SUPPORTED FROM EXPOSED ROOF TRUSSES.	
4. CONTRACTOR TO NOTIFY LIGHTING SUPPLIER OF THE FOLLOWING: FIXTURE TYPES "C" AND "D" WILL BE REQUIRED TO BE LENS AT THE LOCATIONS OVER THE SERVICE AREA AND OVER THE SELF-SERVE DRINK AREA. FIXTURE TYPE "I" WILL REQUIRE A LENS OR TUBE GUARD AT THOSE LOCATIONS.	

PLEASE PROVIDE THE INFORMATION REQUESTED BELOW
IN CASE THERE ARE ANY QUESTIONS ABOUT DIMENSIONS.

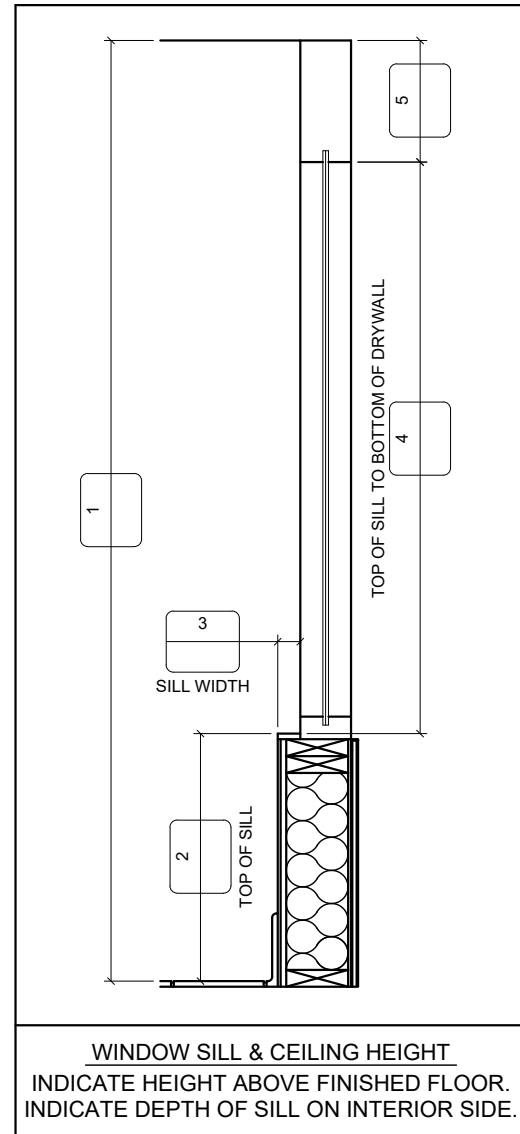
CONTACT: _____

PHONE #: _____

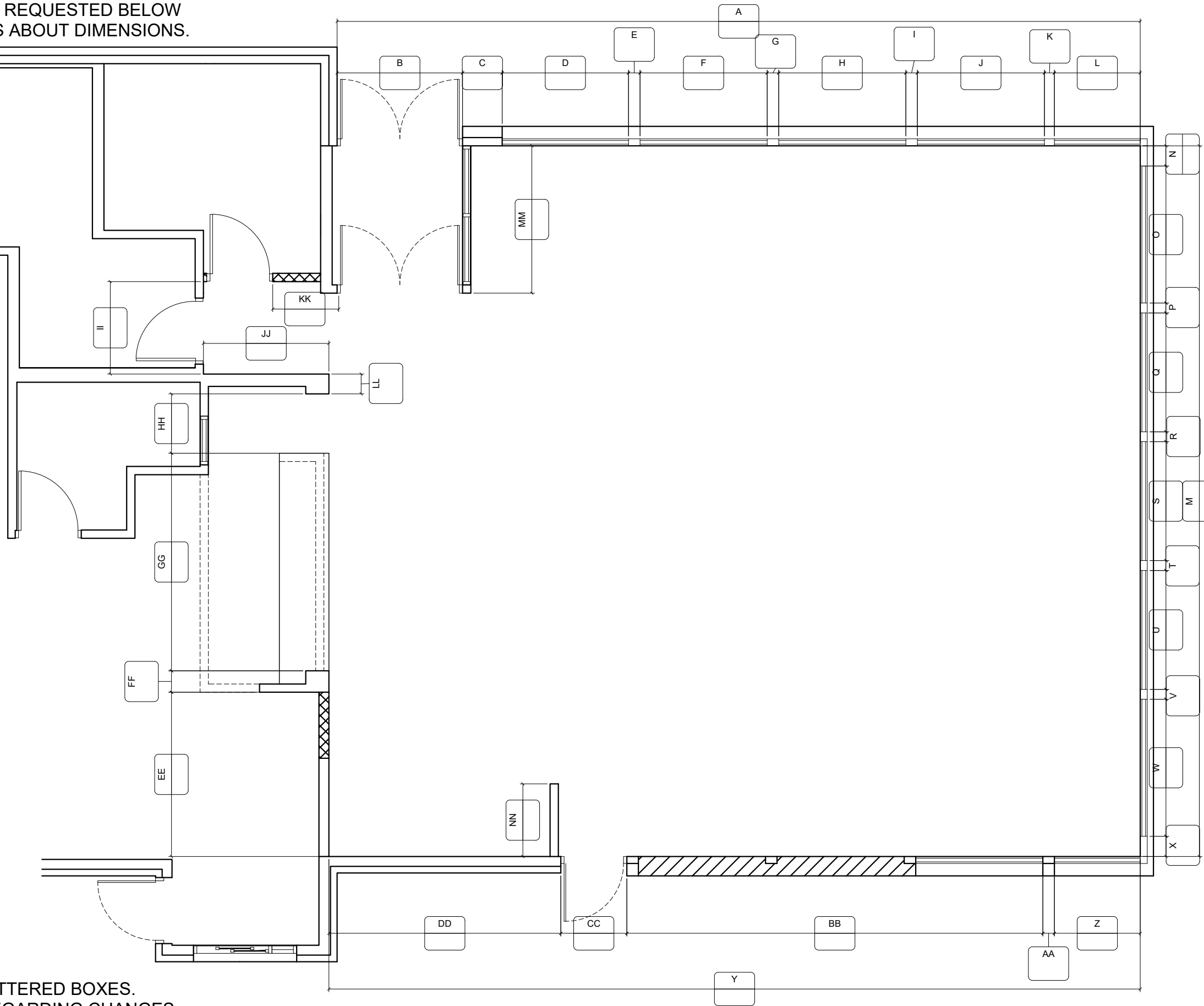
DIMS ARE FROM:

STUD TO STUD

DRYWALL TO DRYWALL



PLACE REQUIRED DIMENSIONS IN LETTERED BOXES.
PLEASE INDICATE OR NOTIFY FCC REGARDING CHANGES
OR MODIFICATIONS TO THE BUILDING; SUCH AS:
DOOR LOCATIONS, VESTIBULE(S), FURRING & WINDOWS.



FCC COMMERCIAL FURNITURE INC.
8452 OLD HWY 99 N. ROSEBURG, OR 97470 USA
T: 800.322.7328 | F: 541.673.7441 | WWW.FCCFURN.COM
DESIGNED AND BUILT IN U.S.A.

PROPERTY OF FCC COMMERCIAL FURNITURE
THIS IS A FOR DESIGN PURPOSE TO EXPRESS DESIGN
CONCEPTS TO THE ARCHITECT, CLIENT, CONTRACTOR
AND INSTALLER FOR THE PROJECT SHOWN. THIS DESIGN
AND THE CONCEPTS HEREIN SHALL
NOT BE ALTERED OR USED AS CONSTRUCTION
DOCUMENTS. DO NOT REPRODUCE OR LEND WITHOUT
WRITTEN PERMISSION FROM FCC COMMERCIAL
FURNITURE INC.

IMPORTANT

WRITTEN DIMENSIONS HAVE PRECEDENCE OVER SCALE
IN ALL CASES.

DO NOT SCALE OFF PLANS. CONTACT FCC COMMERCIAL
FURNITURE'S REPRESENTATIVE TO VERIFY ANY
QUESTIONABLE DIMENSIONS AT TELEPHONE #
800.322.7328

THE GENERAL CONTRACTOR MUST VERIFY ALL BUILDING
DIMENSIONS, EQUIPMENT, FURNITURE PLACEMENT,
UTILITY LOCATIONS, AND CONDITIONS AT THE JOB SITE.

THE GENERAL CONTRACTOR MUST NOTIFY FCC
COMMERCIAL FURNITURE OF ALL DISCREPANCIES
AND/OR REQUIRED ADJUSTMENTS PRIOR TO STARTING
WORK.

FCC COMMERCIAL FURNITURE HAS PREPARED THESE
DOCUMENTS AS ACCURATELY AS POSSIBLE WITH THE
ARCHITECTURAL INFORMATION PROVIDED. DUE TO LACK
OF ACCURATE AND COMPLETE DIMENSIONED
ARCHITECTURAL PLANS, OWNER UNDERSTANDS THAT
ADJUSTMENTS TO THE FINAL LOCATIONS OF EQUIPMENT
AND/OR FURNITURE PLACEMENT MAY BE REQUIRED AT
THE OWNER'S EXPENSE DUE TO DISCREPANCIES BASED
ON ACTUAL JOB SITE DIMENSIONS AND CONDITIONS.

REFER TO ARCHITECTURAL OR ENGINEER DRAWINGS
FOR COMPLETE AND ACCURATE DIMENSIONS OF
BUILDING STRUCTURE.

THESE CONTRACT DOCUMENTS AND THE INFORMATION
THEY CONTAIN ARE THE PROPERTY OF FCC COMMERCIAL
FURNITURE INC., ROSEBURG, OREGON, 97470.

ALL PREPARED CONTRACT DOCUMENTS MAY NOT BE
COPIED, REPRODUCED, USED OR IMPLEMENTED IN ANY
WAY, IN PART OR IN WHOLE, WITHOUT THE EXPRESS
WRITTEN CONSENT OF FCC COMMERCIAL FURNITURE INC.

ANY UNAUTHORIZED USE OF THESE PLANS WILL RESULT
IN PAYMENT DUE FOR SERVICES RENDERED BY FCC
COMMERCIAL FURNITURE INC.

ANY DEVIATIONS FROM THESE DRAWINGS FOR ANY
REASON SHALL NOT BE DONE WITHOUT CONSENT OF FCC
COMMERCIAL FURNITURE INC. IN ADVANCE. IN WRITING.
FCC COMMERCIAL FURNITURE IS NOT RESPONSIBLE FOR
DEVIATIONS, CHANGES, ADDITIONS, OR DELETIONS NOT
REVIEWED AND APPROVED IN ADVANCE BY FCC
COMMERCIAL FURNITURE INC.

THESE DOCUMENTS REFLECT SPECIFIC SEATING AND
DECOR EQUIPMENT ORDERED OF DATE SHOWN BELOW.

CLIENT:



Burger King #515
1313 28th. St. SW
Wyoming, MI 49509
Decor: Garden Grill
Building Type: Remodel

CUSTOMER
Factorial Holdings

SHEET TITLE:
VERIFICATION PLAN

WORK ORDER NUMBER:

FINALS BY:

DRAWN BY:

Nathan James

SCALE:

NTS

ORIGINAL DATE:

March 18, 2021

PLOT DATE:

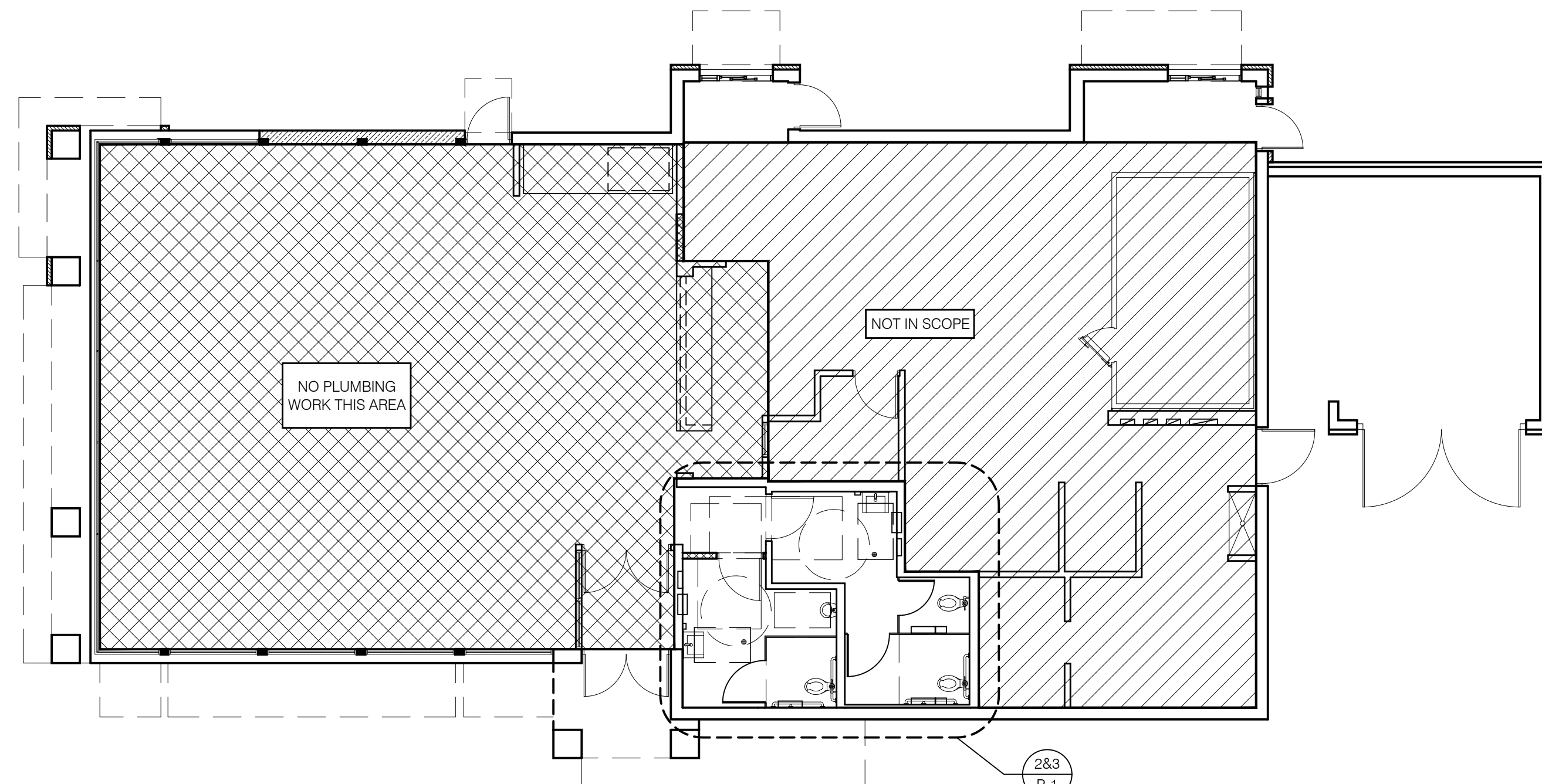
April 9, 2021

PROJECT #:

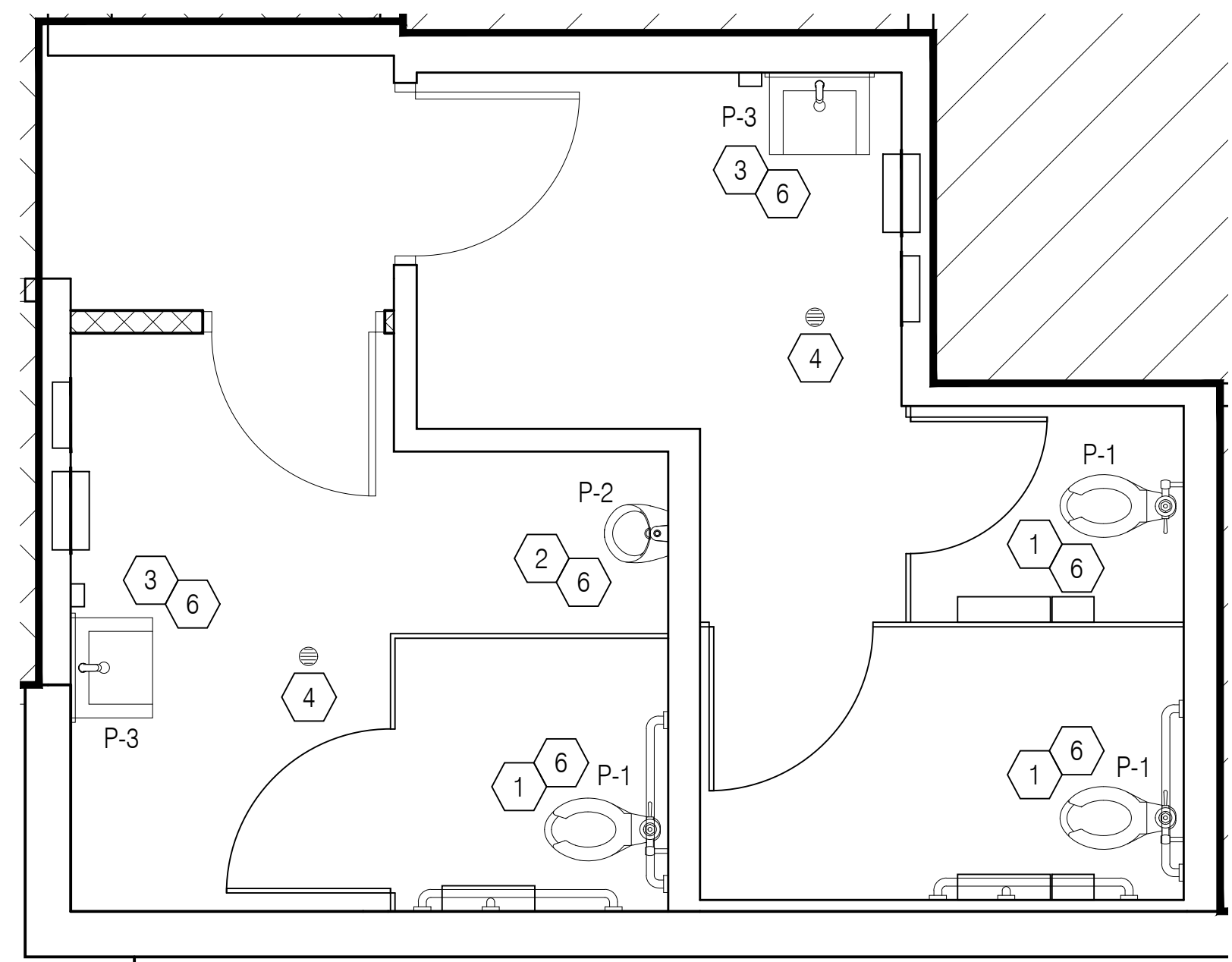
22113-001

SHEET #:

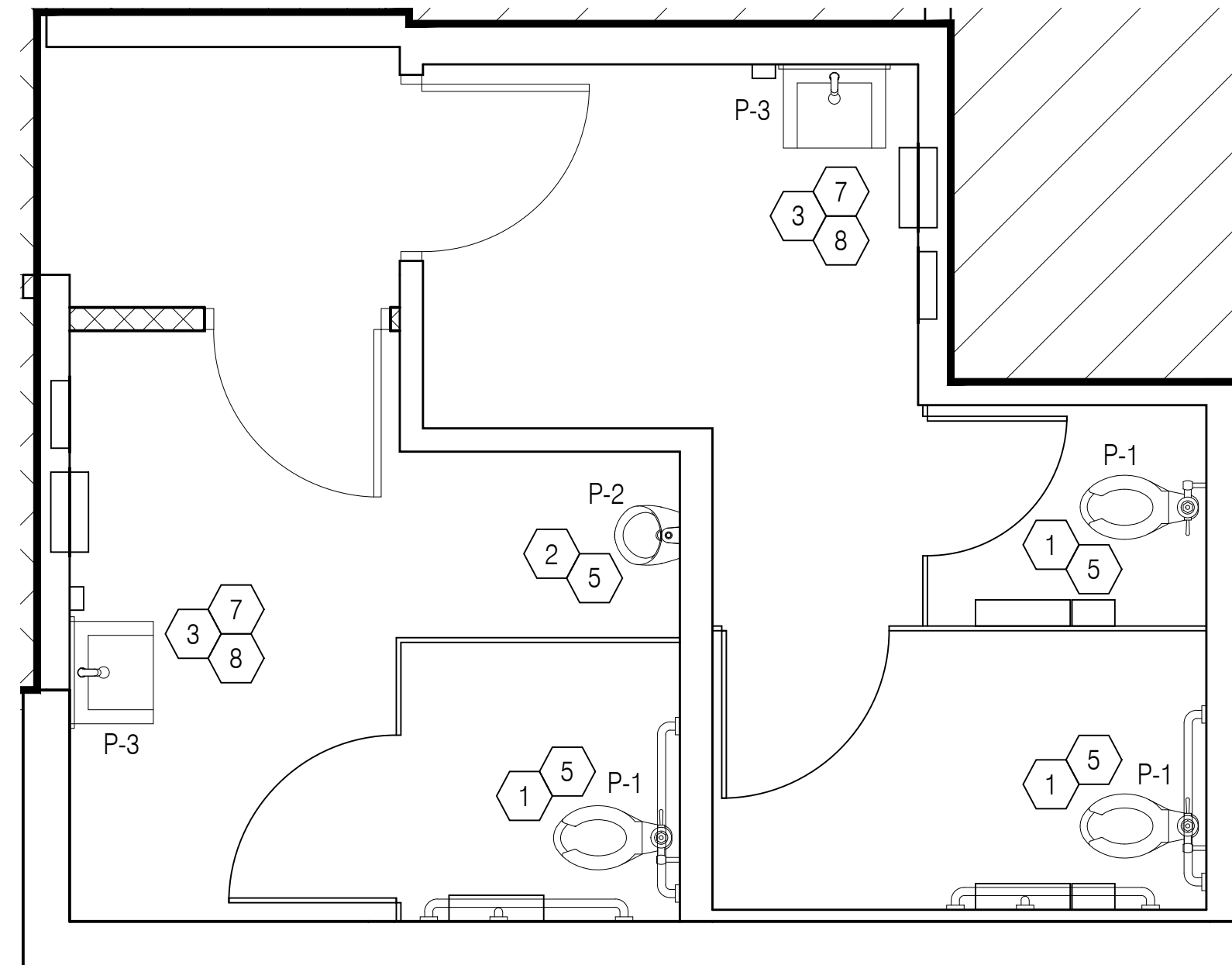
D9.0



1 KEY PLAN
1/8" = 1'-0"



2 SANITARY PLUMBING PLAN
3/8" = 1'-0"



3 DOMESTIC WATER PLAN
3/8" = 1'-0"

- PLUMBING GENERAL NOTES:**
- DO NOT SCALE DRAWINGS
 - ALL HOT AND COLD WATER PIPING LOCATED ABOVE CEILING AREAS BUT BELOW ROOF INSULATION SHALL BE INSULATED WITH 3/4" FIBERGLASS LOW PRESSURE TYPE WITH DUAL TEMPERATURE JACKET. ALL HOT AND COLD WATER PIPING LOCATED OUTSIDE OF BUILDING INSULATION ENVELOPE SHALL BE INSULATED TO THICKNESS SPECIFIED IN INSULATION SCHEDULE SHOWN ON THIS SHEET. ALL UNDERGROUND PIPES LOCATED INSIDE BUILDING TO BE ENCASED IN FLEXIBLE POLYETHYLENE.
 - LOCATE COLD WATER PIPES IN FURRED OUT SPACES AT TOILET ROOMS (ZONES A AND B ONLY).
 - ALL PIPING SHALL BE CONCEALED ABOVE THE LAY-IN CEILING, BELOW THE FLOOR AND IN WALLS. EXPOSED PIPING IN SPACE ONLY AT EQUIPMENT AND FIXTURES.
 - PROVIDE SEPARATE SHUT-OFF VALVES FOR ALL EQUIPMENT AND PLUMBING FIXTURES REQUIRING WATER CONNECTIONS.
 - PROVIDE COUPLINGS TO ALL EQUIPMENT AS REQUIRED.
 - PROVIDE APPROPRIATE BACK FLOW PREVENTER AT EQUIPMENT AS REQUIRED BY CODE.
 - PROVIDE WOOD BLOCKING AS REQUIRED FOR FIXTURES AND PIPING. (REFERENCE SHEET A-1)
 - CUTTING AND NOTCHING OF 2x4 BEARING WALL NOT TO EXCEED 7/8". BORED HOLES IN 2x4 BEARING WALLS NOT TO EXCEED 2-1/8".
 - PEX PIPING TO BE USED UNLESS NOT ALLOWED BY LOCAL CODES.
 - FURNISH TUBING AND FITTINGS, AS REQUIRED, FOR ALL FINAL CONNECTIONS.
 - SANITARY WASTE CAST IRON PIPE TO BE USED UNDER SLAB AS REQUIRED BY CODE.
 - RESEAL FLOOR DRAINS ACCORDING TO LOCAL REQUIREMENTS.
 - PROVIDE AIR CHAMBER TYPE WATER HAMMER ARRESTORS OR ACCEPTABLE FACTORY MANUFACTURED SUBSTITUTES AT ALL WATER ROUGH-IN LOCATIONS.
 - FURNISH BURST PROOF BRAIDED FLEXIBLE CONNECTORS FOR FINAL CONNECTIONS TO SINKS AND OTHER EQUIPMENT.

G.C. PLUMBING NOTE:
ON DAY (1) OF CONSTRUCTION AND UPON COMPLETION OF CONSTRUCTION, G.C. TO JET ALL DRAIN LINES, CAMERA AND IDENTIFY ANY UNDERGROUND ISSUES AND PROVIDE CHANGE ORDER FOR REPAIRS.

PLUMBING FIXTURE SCHEDULE					
MARK	FIXTURE	MANUFACTURER	MODEL NUMBER	MODEL NAME	VALVE
P-1	WATER CLOSET ADA - NEW	AMERICAN STANDARD	3343 001	MADERA	SLOAN ROYAL #110
		ELJER	091-2175	PATRIOT	ZURN #Z6000AV-HET
		ZURN	Z5655 001 01 00 00		
P-2	URINAL - ADA	TOTO	UT104E#01	TOP SPUD	SLOAN ROYAL #186
		AMERICAN STANDARD	6501 010	WASHBROOK	
		KOHLER	K-4960-ET	BARDON	
P-3	LAVATORIES	THROUGH SINK 22" CUSTOM SOLID SURFACE SINK CORIAN SUMMIT WHITE (U.S. SURFACES 817-456-3460)			
		ZURN	Z5344		KOHLER K-15598 FAUCET OR-
		KOHLER	K-2054	SOHO	ZURN #7440-XL FAUCET
	FAUCET	GROHE EUROSMART COSMOPOLITAN SINGLE-HANDLE BATHROOM FAUCET S-SIZE			

- KEYED NOTES:**
- PROVIDE & INSTALL NEW FLUSH VALVE TYPE WATER CLOSET AS SPECIFIED IN THE PLUMBING FIXTURE SCHEDULE ON THIS SHEET. INSTALL NEW WATER CLOSET IN EXISTING LOCATION. ADJUST ROUGH-INS AS REQUIRED TO ASSURE DIMENSIONS MEET ADA COMPLIANCE.
 - PROVIDE & INSTALL NEW URINAL AS SPECIFIED IN THE PLUMBING FIXTURE SCHEDULE ON THIS SHEET. INSTALL NEW URINAL IN EXISTING LOCATION. REPLACE ROUGH-INS AS REQUIRED FOR NEW URINAL AND ADJUST TO MEET ADA CLEARANCES.
 - PROVIDE & INSTALL NEW LAVATORY IN EXISTING LOCATION. RELOCATE ROUGH-INS TO MEET ADA CLEARANCES.
 - EXISTING FLOOR DRAIN AND CONNECTION TO EXISTING WASTE LINE TO REMAIN. G.C. TO TEST & ASSURE THAT DRAIN LINE IS CLEAR AND IN GOOD WORKING ORDER.
 - CONNECT NEW PLUMBING FIXTURE TO EXISTING COLD WATER LINE CONNECTION AT THE REMOVED PLUMBING FIXTURE LOCATION.
 - CONNECT NEW PLUMBING FIXTURE TO EXISTING SANITARY LINE/VENT CONNECTION AT THE REMOVED PLUMBING FIXTURE LOCATION.
 - CONNECT NEW PLUMBING FIXTURE TO EXISTING HOT AND COLD WATER LINE CONNECTION AT THE REMOVED PLUMBING FIXTURE LOCATION.
 - LAVATORIES TO HAVE TEMPERED WATER WITH THERMOSTATIC MIXING VALVES SET NOT TO EXCEED 110°F.

LEGEND

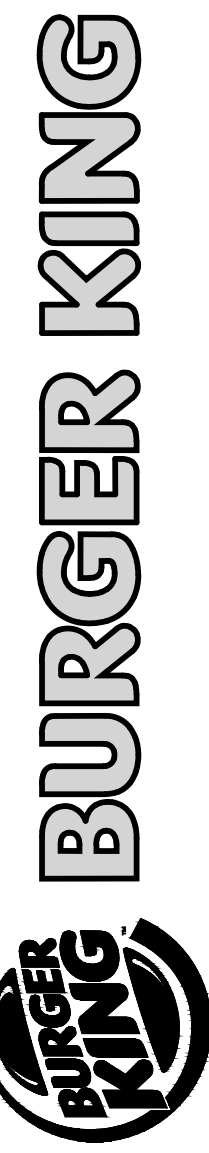
LEGEND MAY CONTAIN ITEMS NOT USED IN THIS BUILDING. CONTRACTOR TO VERIFY.

—	SANITARY LINE
- - -	V - VENT PIPING
—	CW - COLD WATER
—	HW - HOT WATER (120°)

EXISTING PIPING TO BE SHOWN IN A LIGHTER SHADE.

INSULATION SCHEDULE

ZONE	PIPE SIZE UNDER 1" DIA.	PIPE SIZE OVER 1" DIA.
A&B	4" THICK	3" THICK
C	3" THICK	2" THICK
D&E	3/4" THICK	1" THICK



ISSUE DATES / REVISIONS

NO.	DESCRIPTION	DATE
1	REVISIONS PER CITY COMMENTS	5.18.2021
-	PERMIT / BID SET	4.14.2021

NO. DESCRIPTION DATE

MRV ARCHITECTS, INC. 0018
THESE DOCUMENTS ARE THE PROPERTY OF MRV ARCHITECTS, INC. & MAY NOT BE REPRODUCED, COPIED OR REPRODUCED WITHOUT WRITTEN PERMISSION FROM THE AUTHOR.

DRAWN BY: J. THORSTENSON
CHECKED BY: M. VALENTINI
PROJECT No: 21005

BURGER KING
STORE #551
1313 28TH ST. SW
WYOMING, MI 49509

PLUMBING PLANS

PLUMBING SPECIFICATIONS

NOTE: MANUFACTURERS' NAMES ON WHICH THIS SPECIFICATION IS BASED INDICATE THE MINIMUM QUALITY OF PRODUCT REQUIRED. SUBSTITUTION MAY BE MADE TO THOSE SPECIFIED IF DEEMED EQUIVALENT BY THE OWNERS REPRESENTATIVE. ALL WORK AND PRODUCTS SHALL MEET THE REQUIREMENTS OF THE OWNER.

- ALL WORK SHALL BE PERFORMED IN CONFORMANCE WITH ALL APPLICABLE CODES AND THE OWNERS MINIMUM REQUIREMENTS AS STATED HEREIN, OR OTHERWISE INDICATED BY THE OWNER.
- SEE ARCHITECTURAL GENERAL AND SPECIAL CONDITIONS. CONDITION REQUIREMENTS SHALL APPLY UNLESS OTHERWISE NOTED.
- ALL WORK SHALL BE PERFORMED AS INDICATED ON DRAWINGS UNLESS FIELD CONDITIONS REQUIRE MINOR CHANGES BE MADE. MINOR CHANGES SHALL BE MADE WITH NO ADDITIONAL COST.
- ALL WORK SHALL BE GUARANTEED FOR ONE YEAR AFTER ACCEPTANCE OF THE WORK BY OWNER.
- THE CONTRACTOR SHALL VISIT THE SITE PRIOR TO SUBMITTING HIS BID. BIDS SHALL SERVE AS EVIDENCE OF KNOWLEDGE OF EXISTING CONDITIONS.
ACTUAL LOCATIONS OF EXISTING SERVICE STUBS MUST BE FIELD VERIFIED. CHANGES TO CONFORM TO ACTUAL POINTS-OF-CONNECTION SHALL BE MADE AT NO ADDITIONAL COST.
- CONTRACTOR SHALL PREPARE AND SUBMIT AS-BUILT DRAWINGS TO OWNER AND ENGINEER.
AS-BUILT DRAWINGS SHALL INDICATE ACTUAL MANUFACTURER OF THE EQUIPMENT INSTALLED, THE EXACT LOCATION OF EQUIPMENT AND THE ACTUAL CAPACITY.
- EQUIPMENT, FIXTURES, AND ACCESSORIES SHALL NOT BE SUPPORTED FROM CEILING, SOFFIT, PIPING, DUCTWORK, METAL ROOF DECK, LATERAL BRACING, BRIDGING, OR OR CONDUIT. ITEMS SHALL ONLY BE SUPPORTED FROM STRUCTURE WHICH HAS BEEN APPROVED BY THE ARCHITECT.
- ALL ROOF WORK, PENETRATIONS, AND REPAIRS SHALL BE TOTALLY PERFORMED BY ONLY THOSE ROOFING CONTRACTORS APPROVED BY THE OWNER AND GENERAL CONTRACTOR.
- DEFICIENCIES AND NON-CONFORMING ITEMS SHALL BE CORRECTED BY THE CONTRACTOR. FAILURE TO CORRECT SUCH ITEMS SHALL PERMIT THE OWNER TO CORRECT SAME AT A COST TO THE CONTRACTOR.
- THE CONTRACTOR SHALL BE RESPONSIBLE FOR SECURING ALL PERMITS AND PAYING FOR SAME. HE SHALL INCLUDE IN HIS BID CHARGES FOR ALL FEES ASSOCIATED WITH THE CONSTRUCTION OF THE SPACE INCLUDING BUT NOT LIMITED TO LOCAL, COUNTY, OR STATE SERVICE CHARGES AND PERMIT FEES, AND LANDLORD'S UTILITY, AND/OR EQUIPMENT CHARGES.
- SCOPE OF WORK:
FURNISH ALL LABOR, MATERIALS, SUPPLIES, EQUIPMENT, AND FEES REQUIRED TO COMPLETELY INSTALL, TEST AND PLACE THE SPECIFIED EQUIPMENT, COMPONENTS, CONTROLS AND SYSTEMS IN SERVICE.
SOIL, WASTE AND VENT SYSTEM
DOMESTIC WATER SYSTEM
DOMESTIC WATER HEATER
PLUMBING FIXTURES AND TRIM
MISCELLANEOUS STEEL WORK, FLOOR AND WALL SLEEVES, SLOTS AND INSERTS, PLATES, SUPPORTS AND HANGERS
ALL OTHER PLUMBING ITEMS INDICATED ON THE DRAWINGS, SPECIFIED HEREIN, OR NEEDED FOR A COMPLETE AND FUNCTIONAL PLUMBING INSTALLATION IN ACCORDANCE WITH ALL PERTINENT CODES AND REGULATIONS.
CLEANING AND TESTING OF ALL SYSTEMS
WARRANTY OF ALL WORK FOR A PERIOD OF ONE YEAR
- MATERIALS:
12.1 SANITARY DRAIN, WASTE, AND VENT SHALL BE:
SOIL AND WASTE, UNDERFLOOR - SERVICE WEIGHT CAST IRON, HUB AND SPIGOT SOIL PIPE AND FITTINGS, COATED INSIDE AND OUT.
SOIL, WASTE, AND VENT, ABOVE FLOOR - HUBLESS CAST IRON PIPE AND FITTINGS, COATED INSIDE AND OUT. NO PVC ALLOWED.
12.2 DOMESTIC WATER PIPING SHALL BE:
UNGERGROUND: TYPE K COPPER, HARD DRAWN
ABOVE GROUND: TYPE L COPPER, HARD DRAWN TYPE M COPPER MAY BE USED WHERE APPROVED BY OWNER AND ENGINEER AND ALLOWED BY ALL AUTHORITIES HAVING JURISDICTION.
12.3 INSULATION:
INSULATE ALL DOMESTIC WATER PIPING AND ALL HORIZONTAL WASTE PIPING ABOVE CEILINGS.
DOMESTIC WATER PIPING SHALL BE COVERED WITH 1/2" THICK GLASSFIBER COLD WATER PIPE INSULATION WITH VAPOR BARRIER AND ALL SERVICE JACKET.
CONTRACTOR MAY PROVIDE PRE-FORMED PIPE INSULATION OF CLOSED CELL ELASTOMERIC FOAM.
HORIZONTAL WASTE PIPING SHALL BE COVERED WITH 1" THICK GLASSFIBER INSULATION WITH VAPOR BARRIER AND ALL SERVICE JACKET.
GLASSFIBER INSULATION SHALL BE OF THE TYPE HAVING A 4.0 LB DENSITY AND A K-FACTOR OF 0.25.
ALL EXPOSED AND CONCEALED INSULATED PIPING TO HAVE AN ALL-SERVICE JACKET SIMILAR TO OWENS-CORNING FIBERGLASS ASJ25 WITH SELF SEALING LAP AND JOINT SEALING STRIPS.
12.4 WATERHAMMER ARRESTORS SHALL BE PROVIDED ON ALL HOT AND COLD WATER LINES, AT INDIVIDUAL FIXTURES, AND OTHER SUCH LOCATIONS TO BRING WATER SYSTEM IN CONFORMANCE WITH PLUMBING AND DRAINAGE INSTITUTE STANDARDS.
IN LIEU OF MANUFACTURED WATERHAMMER ARRESTORS, CONTRACTOR MAY PROVIDE 12" HIGH AIR CHAMBERS.
- EXECUTION
13.1 PIPING INSTALLATION:
EXCEPT AS OTHERWISE INDICATED, PROVIDE FACTORY-FABRICATED HANGER & SUPPORTS COMPLYING WITH MSS SP-88. HANGERS AND SUPPORTS SELECTED BY INSTALLER TO SUIT FIELD CONDITIONS SHALL COMPLY WITH MANUFACTURERS' PUBLISHED PRODUCT INFORMATION.
PIPE TO BE SUPPORTED SECURELY FROM HANGERS AS FOLLOWS:
PIPE HANGERS TO BE SUPPORTED FROM STRUCTURAL STEEL BEAMS BY MEANS OF BEAM CLAMPS HANGERS ARE NOT TO BE SUPPORTED FROM STEEL FLOOR AND/OR ROOF DECKING.
CONTRACTOR SHALL BE RESPONSIBLE FOR INSTALLATION OF ANY REQUIRED AUXILIARY STEEL FOR SUPPORT OF HANGERS.
DRAIN, WASTE AND VENT
CAST IRON PIPE MUST HAVE HANGERS THAT ARE 10 FEET ON CENTER MAXIMUM, WITH A MINIMUM OF ONE HANGER FOR EACH SECTION OF PIPE, AND AT CHANGES IN DIRECTION.
THE BASE OF EACH RISER OR STACK SHALL BE SUPPORTED AT EACH FLOOR AND AT THE ROOF, IF APPROPRIATE.
ALL HORIZONTAL DRAINAGE AND VENT PIPING SHALL BE RUN AT A MINIMUM OF 1/8" PER LINEAR FOOT.

CHANGES IN DIRECTION OR SIZE OF DRAINAGE PIPING SHALL BE MADE WITH APPROPRIATE FITTINGS HAVING LONG RADII.

SLIP JOINT FITTINGS WILL BE PERMITTED ONLY ON TRAP CONNECTIONS.

DOMESTIC WATER PIPING

HORIZONTAL PIPING SHALL BE SUPPORTED FROM STRUCTURE ABOVE AS REQUIRED BY LOCAL PLUMBING CODE, OR AT A MINIMUM AS FOLLOW:

1/2" COPPER TUBE - 5'-0"
3/4" & 1" COPPER TUBE - 6'-0"

WATER LINES SHALL RUN PARALLEL OR PERPENDICULAR TO THE LINES OF THE BUILDING.

PROVIDE FITTINGS AT EACH CHANGE IN DIRECTION OR CHANGE IN PIPE SIZE.

PROPER ALLOWANCE SHALL BE MADE FOR EXPANSION, AND ALL BRANCHES SHALL BE BLOCKED AS MAY BE NECESSARY TO PREVENT NOISE OR VIBRATION. HOT WATER PIPE SHALL BE PROVIDED WITH PROPERLY CONSTRUCTED SWING JOINT OR EXPANSION LOOP AS REQUIRED.

PROVIDE SHUT OFF VALVE AT CONNECTION TO EACH FIXTURE.

- 13.2 FLOOR DRAINS, INSTALLED ABOVE GRADE, SHALL BE FLASHED WITH 6 LB. SHEET LEAD (AS DIRECTED BY THE LANDLORD) CLAMPED UNDER FLASHING RING, EXTENDING 18" FROM DRAIN IN ALL DIRECTIONS.

ALL DRAINS SHALL BE PROVIDED WITH DEEP SEAL TRAP.

- 13.3 THIS CONTRACTOR SHALL BE RESPONSIBLE FOR ALL CUTTING AND PATCHING REQUIRED TO PERFORM HIS WORK. STATED CUTTING AND PATCHING SHALL CONFORM TO RELEVANT 'GENERAL CONDITIONS' SPECIFICATIONS.

- 13.4 IF REQUIRED, THIS CONTRACTOR SHALL BE RESPONSIBLE FOR EXCAVATION AND BACKFILL OF TRENCHES AND ANY CONCRETE SLAB REPLACEMENT.

- 13.5 FLASH VENT PIPES PASSING THROUGH ROOF WITH LEAD ROOF FLASHING CONSTRUCTED OF NUMBER 4 SHEET LEAD, WITH BASE EXTENDING NO THAN 12 INCHES ON EACH SIDE OF VENT. THE VERTICAL PORTION OF FLASHING SHALL EXTEND UPWARD THE ENTIRE LENGTH OF THE PIPE AND BE TURNED DOWN INSIDE THE PIPE.

MINIMUM VENT THRU THE ROOF SHALL BE 4".


- 13.6 THIS CONTRACTOR SHALL MAKE ARRANGEMENTS WITH THE OWNER AND/OR THE LOCAL UTILITY FOR INSTALLATION OF REQUIRED WATER METER. THIS INCLUDES PURCHASE OF REQUIRED METER, AND INSTALLATION OF SAME IN LOCATION DESIGNATED BY THE OWNER/ARCHITECT.

THIS CONTRACTOR SHALL EXTEND DOMESTIC WATER LINE FROM METER LOCATION TO THE LEASED PREMISES.

THIS CONTRACTOR SHALL PAY ALL FEES REQUIRED, FOR INSTALLATION OF OF WATER SERVICE AND METER.

14. CONTRACTOR SHALL TEST ALL SYSTEMS INSTALLED.
14.1 DOMESTIC WATER PIPING SHALL BE TESTED AT 100 PSI. PREFERENCE SHALL BE MAINTAINED FOR PERIOD OF ONE HOUR. IF LEAKS APPEAR LINES SHALL BE DRAINED AND REPAIRED AND RETESTED.
14.2 SOIL WASTE AND VENT PIPING SHALL BE TESTED WITH WATER. THE WATER SHALL MAINTAIN A CONSTANT LEVEL AT THE HIGHEST POINT OR AT LEAST TEN FEET ABOVE THE MEAN ELEVATION OF THE PIPING UNDER TEST FOR AT LEAST 4 HOURS. IF LEAKS APPEAR, LINES SHALL BE DRAINED, LEAKS REPAIRED AND RETESTED.
15. DOMESTIC WATER SYSTEMS SHALL BE CHLORINATED IN ACCORDANCE WITH RECOGNIZED INDUSTRY STANDARDS. AFTER CHLORINATION, THE SYSTEM SHALL BE FLUSHED AND PUT INTO SERVICE.
16. MATERIALS, EQUIPMENT, AND INSTALLATION SHALL BE GUARANTEED FOR A PERIOD OF ONE YEAR FROM THE DATE OF ACCEPTANCE. DEFECTS WHICH APPEAR FROM THAT PERIOD SHALL BE CORRECTED AT THIS CONTRACTORS EXPENSE.

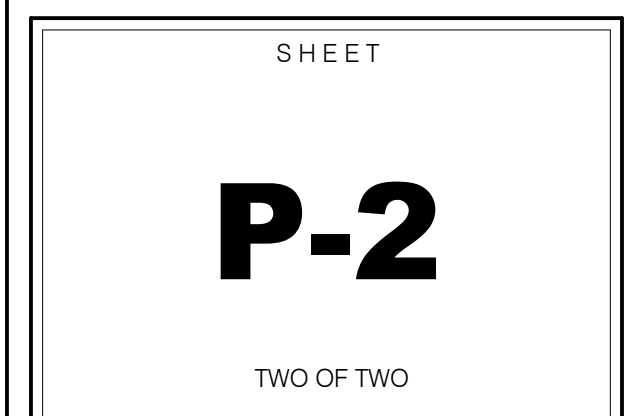
FOR THE SAME PERIOD, THIS CONTRACTOR SHALL BE RESPONSIBLE FOR ANY DAMAGE TO THE PREMISES CAUSED BE DEFECTS IN WORKMANSHIP OR IN THE WORK OR EQUIPMENT FURNISHED AND/OR INSTALLED BY HIM.



ISSUE DATES / REVISIONS		
1	REVISIONS PER CITY COMMENTS	5.18.2021
-	PERMIT / BID SET	4.14.2021
NO.	DESCRIPTION	DATE:
<small>MRV ARCHITECTS, INC. 018 THESE DOCUMENTS ARE THE PROPERTY OF MRV ARCHITECTS, INC. & MAY NOT BE REPRODUCED, COPIED OR REPRODUCED WITHOUT WRITTEN PERMISSION FROM THE AUTHOR.</small>		
DRAWN BY:	J. THORSTENSON	
CHECKED BY:	M. VALENTINI	
PROJECT NO:	21005	

BURGER KING
STORE #551
1313 28TH ST. SW
WYOMING, MI 49509

PLUMBING SPECS





ISSUE DATES / REVISIONS		
1	REVISIONS PER CITY COMMENTS	5.18.2021
-	PERMIT / BID SET	4.14.2021
NO.	DESCRIPTION	DATE:

© MRV ARCHITECTS, INC. 2018
 THESE DOCUMENTS ARE THE PROPERTY OF MRV ARCHITECTS, INC. & MAY NOT BE REPRODUCED, COPIED OR REPRODUCED WITHOUT WRITTEN PERMISSION FROM THE AUTHOR.

DRAWN BY: J. THORSTENSON
 CHECKED BY: M. VALENTINI
 PROJECT NO: 21005

BURGER KING
 STORE #551
 1313 28TH ST. SW
 WYOMING, MI 49509

**ELECTRICAL
 POWER PLAN**

SHEET

E-1

ONE OF TWO

- KEYED NOTES:**
- FURNISH & INSTALL RECEPTACLE 18" A.F.F. U.O.N. FIELD VERIFY REQUIREMENTS AND LOCATION WITH OWNER PRIOR TO ROUGH-IN. CIRCUIT TO EXISTING PANEL.
 - E.C. TO PROVIDE ROUGH-IN AND FINAL CONNECTION FOR NEW TV. FIELD VERIFY REQUIREMENTS AND LOCATION WITH OWNER PRIOR TO ROUGH-IN. FIELD VERIFY ALL REQUIREMENTS. TV PROVIDED & INSTALLED BY OWNER. CIRCUIT TO EXISTING PANEL.
 - E.C. TO PROVIDE ROUGH-IN AND FINAL CONNECTION TO NEW BUILDING SIGN. CONNECT TO EXISTING SIGN CIRCUIT AND EXISTING TIMECLOCK/PHOTOCELL. FIELD VERIFY REQUIREMENTS AND LOCATION. SEE DEMOLITION PLANS FOR ADDITIONAL INFORMATION. COORDINATE WITH SIGN VENDOR. SIGNS ARE OWNER PROVIDED, OWNER INSTALLED.
 - PROVIDE ROUGH-IN AND FINAL CONNECTION TO HAND DRYER. VERIFY ALL REQUIREMENTS WITH MANUFACTURER PRIOR TO COMMENCING WORK. CIRCUIT TO EXISTING PANEL.
 - SODA DISPENSER TO BE INSTALLED ON THE SELF-SERVE DRINK COUNTER. G.C. TO INSURE POWER IS RUN TO MACHINE. VERIFY EXACT LOCATION OF MACHINE AND OUTLET WITH OWNER. CIRCUIT TO EXISTING PANEL.
 - 2" CONDUIT TO RUN LOW VOLTAGE CABLING UNDER FRONT COUNTER. LOW VOLTAGE OPENING TO BE 4" BELOW THE BOTTOM OF COUNTER TOP.
 - COORDINATE WITH OWNER TO DETERMINE LOCATION OF ELECTRICAL TO BE PROVIDED FOR POSSIBLE FUTURE KIOSKS. OWNER TO DETERMINE IF FUTURE POWER WILL BE PROVIDED.
 - G.C. TO PROVIDE TIMECLOCK AUTOMATED CONTROLS FOR ALL DINING ROOM LIGHT FIXTURES AT ELECTRICAL PANELS.
 - G.C. TO PROVIDE OCCUPANCY SENSORS AT RESTROOM LIGHT FIXTURES AND EXHAUST FANS. REFER TO DETAILS THIS SHEET.

WIRE SIZING SCHEDULE

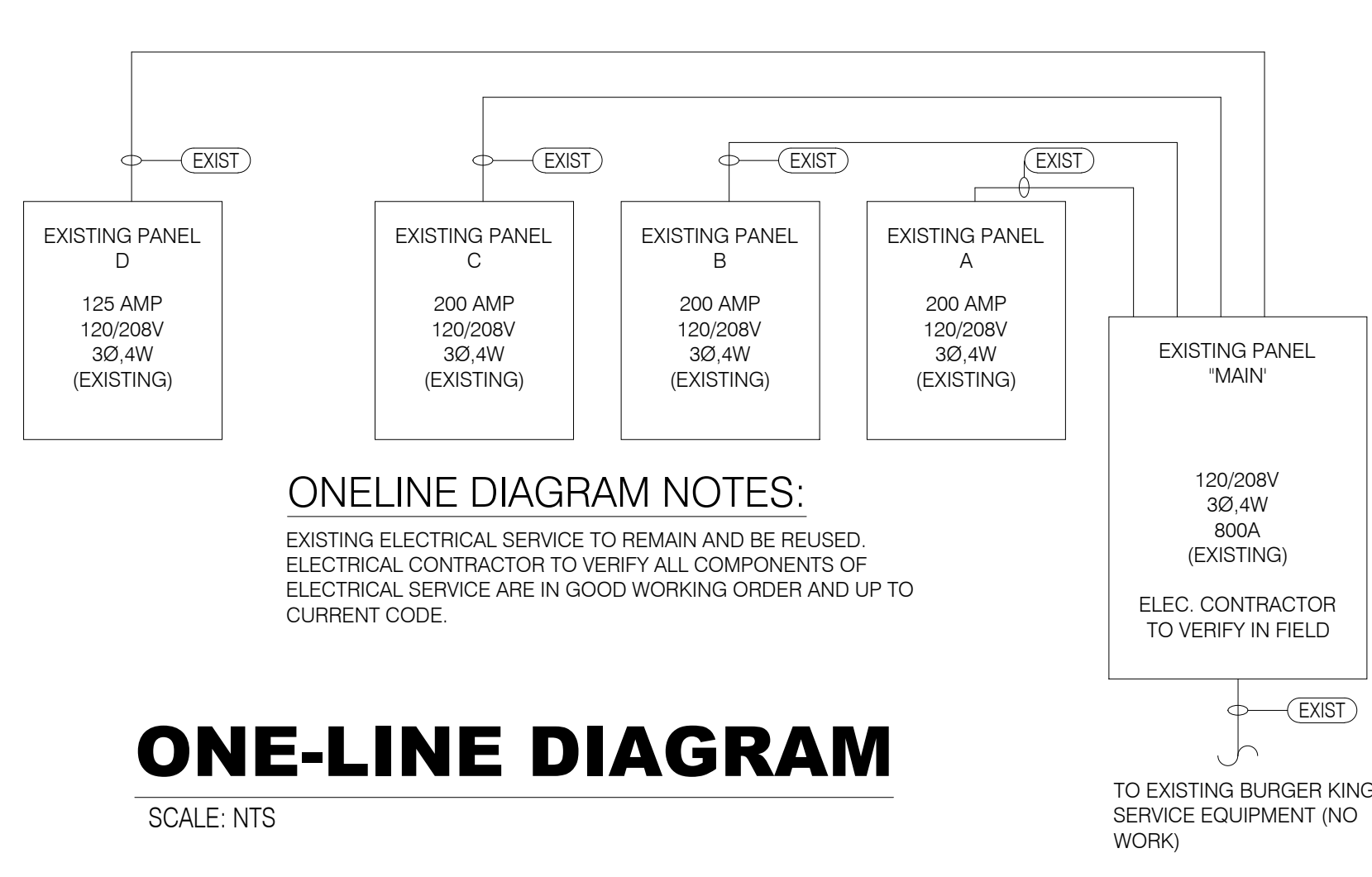
BREAKER	WIRE SIZE	GROUND	CONDUIT	BREAKER	WIRE SIZE	GROUND	CONDUIT
20A-1P	(2) #12	#12	3/4"	60A-2P	(3) #4	#10	1"
20A-2P	(3) #12	#12	3/4"	60A-3P	(4) #4	#10	1-1/4"
20A-3P	(4) #12	#12	3/4"	70A-3P	(4) #4	#8	1-1/4"
30A-1P	(2) #10	#10	3/4"	80A-3P	(4) #3	#8	1-1/4"
30A-2P	(3) #10	#10	3/4"	90A-3P	(4) #2	#8	1-1/4"
30A-3P	(4) #10	#10	3/4"	100A-3P	(4) #2	#8	1-1/4"
40A-2P	(3) #8	#10	3/4"	125A-3P	(4) #1	#6	1-1/2"
40A-3P	(4) #8	#10	1"	150A-3P	(4) #1/0	#6	2"
50A-2P	(3) #6	#10	1"	200A-3P	(4) #3/0	#6	2"
50A-3P	(4) #6	#10	1"				

CONTRACTOR SHALL VERIFY CIRCUIT NUMBER FOR NEW ITEMS IS AN EXISTING SPARE. IF NOT, USE AVAILABLE SPARE IN PANEL INDICATED AND MAINTAIN PANEL PHASE BALANCE WITHIN 10%.

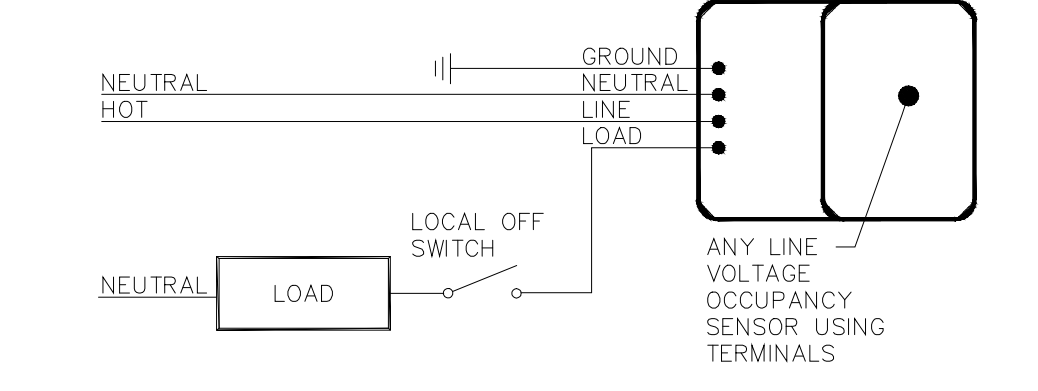
G.C. NOTE:
 G.C. TO INSURE ALL EXTERIOR FIXTURES ARE PROPERLY POWERED. G.C. TO TEST AND MAKE ALL FIXTURE CIRCUITS OPERATIONAL.

SYMBOL LEGEND

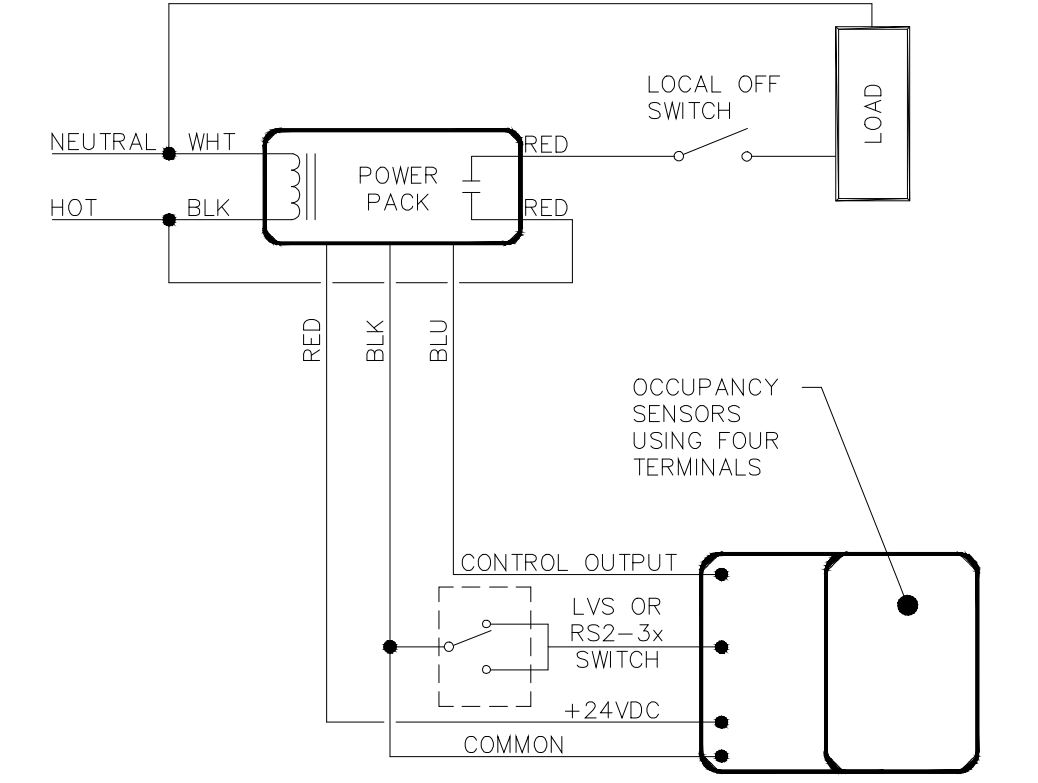
DETAIL	DESCRIPTION
⊕	DUPLEX 125V-200A STRAIGHT BLADE RECEPTACLE OUTLET - WALL MTD. (18" A.F.F. - U.O.N.)
⚡	208 V RECEPTACLE OUTLET
▽	CABLE TV OUTLET - WALL MTD. (FIELD VERIFY MOUNTING HEIGHT)
U.O.N.	UNLESS OTHERWISE NOTED



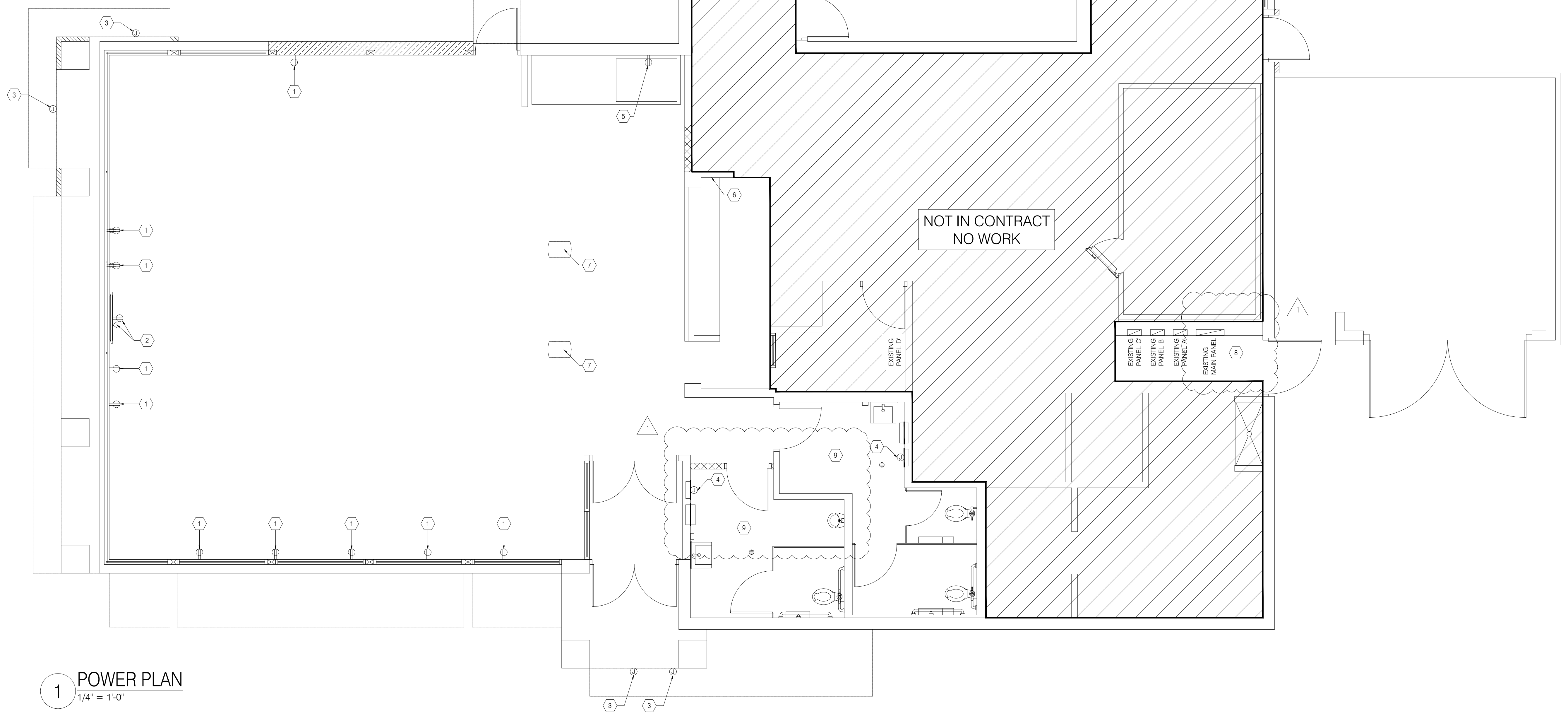
ONE-LINE DIAGRAM



**LINE VOLTAGE CEILING MOUNTED
 OCCUPANCY SENSOR DETAIL**



LOW VOLTAGE OCCUPANCY SENSOR DETAIL

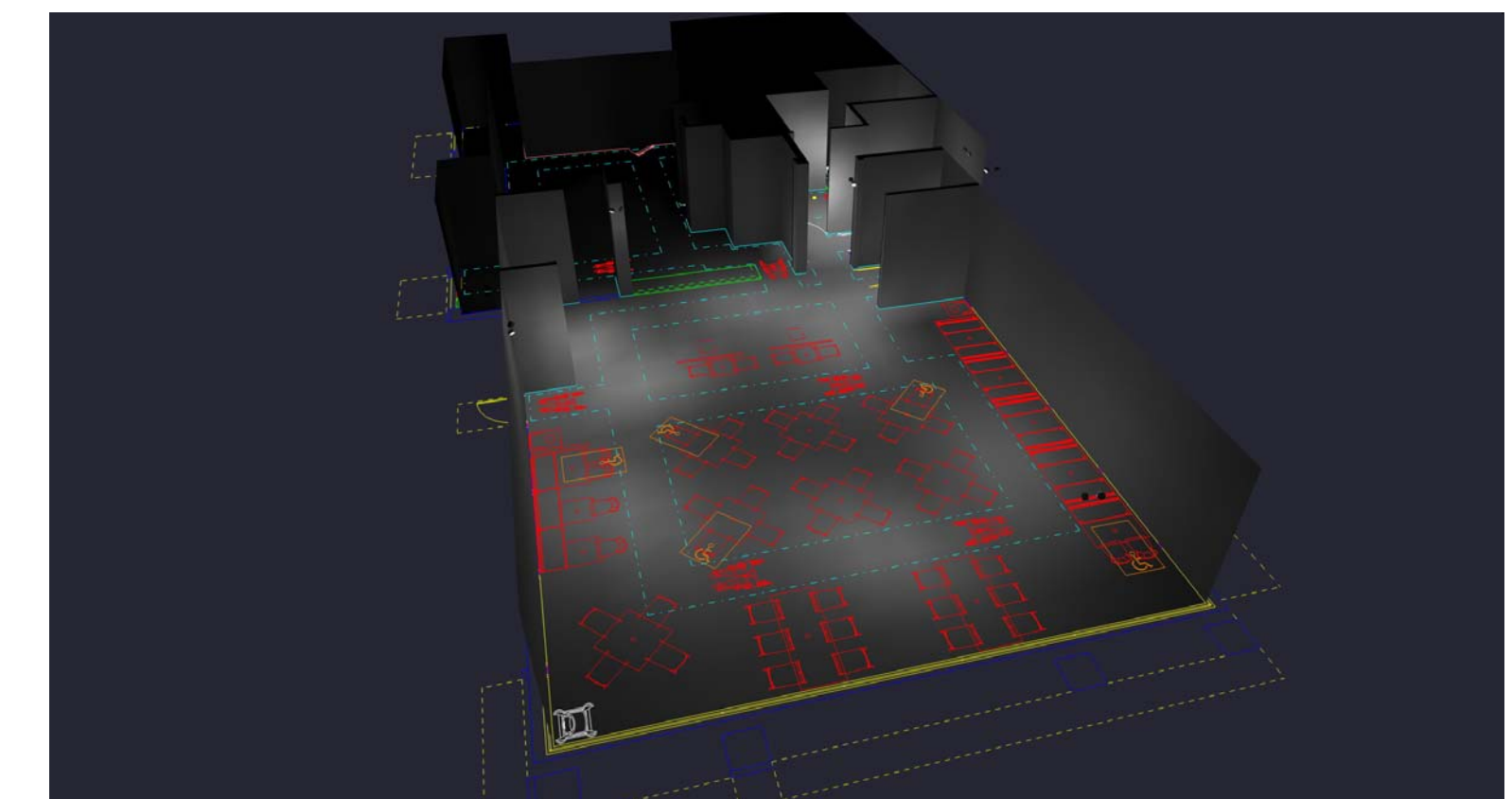
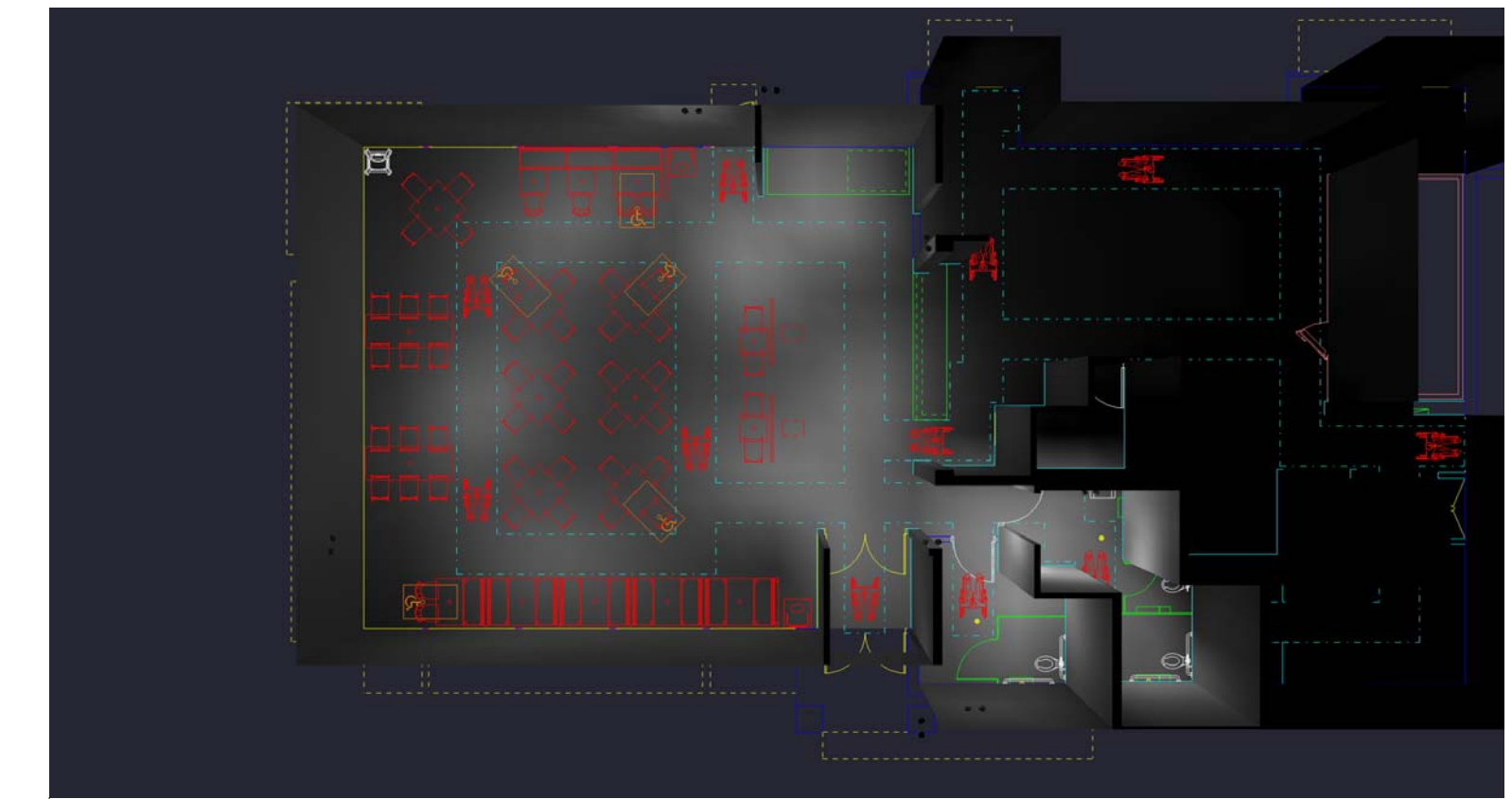
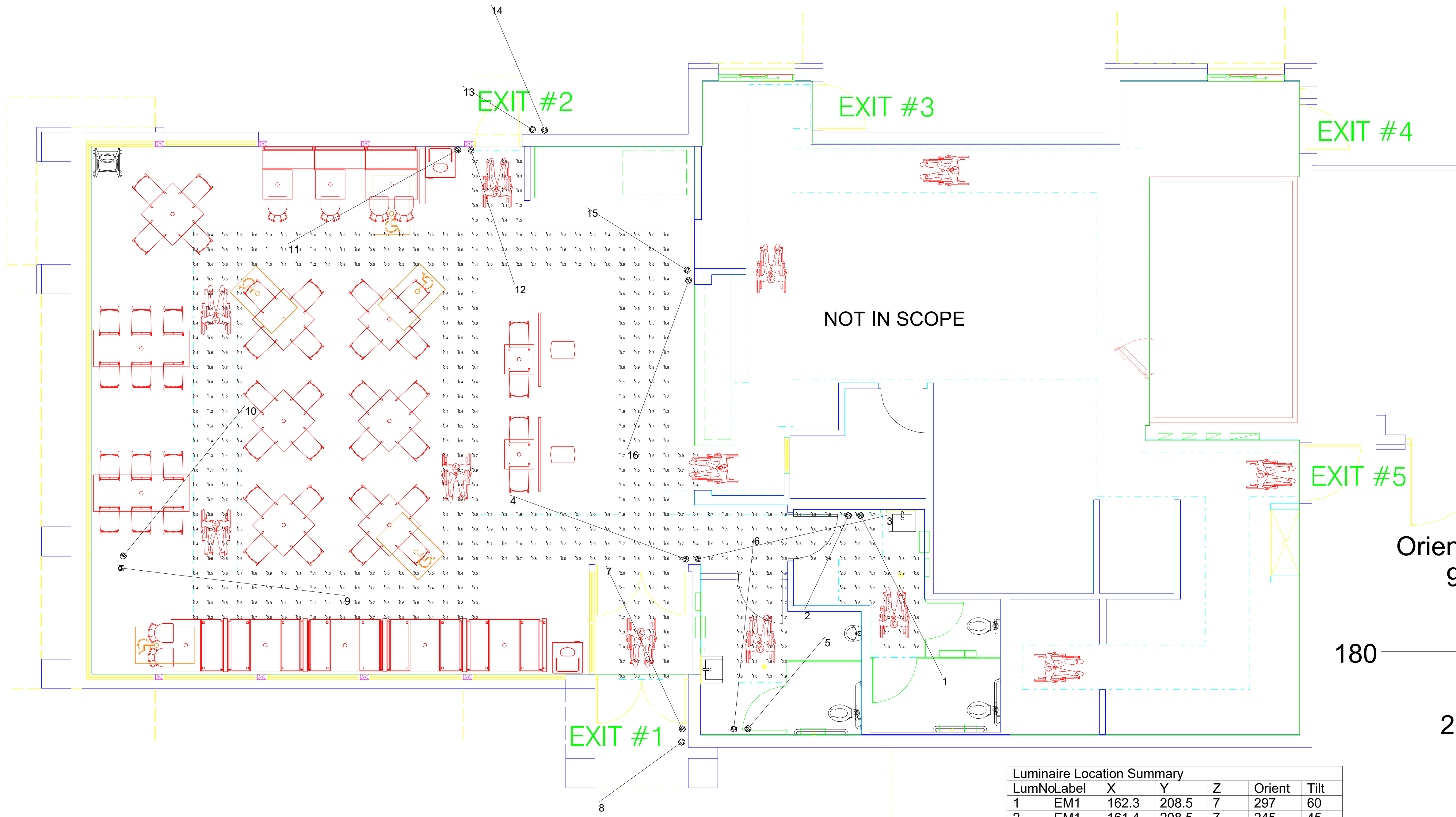


1 POWER PLAN
 1/4" = 1'-0"

NOTES:

1. THE FOOTCANDLE LEVELS AS SHOWN ARE BASED ON THE FOLLOWING CRITERIA. ANY SUBSTITUTIONS IN SPECIFIED FIXTURES OR CHANGES TO LAYOUT WILL AFFECT LIGHTING LEVELS SHOWN AND WILL NOT BE THE RESPONSIBILITY OF SECURITY LIGHTING.
2. DISTANCE BETWEEN READINGS 1'

EMERGENCY LIGHTING EGRESS



Orien
9
180
2'


Exit #1 Doors Assumed To Be Glass

Calculation Summary							
Label	CalcType	Units	Avg	Max	Min	Avg/Min	Max/Min
Path Of Egress	Illuminance	Fc	1.04	2.6	0.3	3.47	8.67

Luminaire Schedule							
Symbol	Qty	Label	Arrangement	LLF	Description	Lum. Watts	Mtg Height
⊙	16	EM1	SINGLE	1.000	EV4-02L	2.1	8

Luminaire Location Summary						
LumNo	Label	X	Y	Z	Orient	Tilt
1	EM1	162.3	208.5	7	297	60
2	EM1	161.4	208.5	7	245	45
3	EM1	151.3	205.65	9.5	13	54
4	EM1	150.3	205.65	9.5	160	53
5	EM1	154.65	194.15	7	50	49
6	EM1	153.65	194.15	7	84	62
7	EM1	150.1	194.15	9.5	115	52
8	EM1	150.05	193.15	9.5	216	36
9	EM1	112.1	205	9.5	353	58
10	EM1	112.2	205.9	9.5	51	54
11	EM1	134.8	233.4	9.5	209	54
12	EM1	135.8	233.35	9.5	288	45
13	EM1	139.9	234.85	9.5	148	30
14	EM1	140.75	234.85	9.5	113	44
15	EM1	150.4	225.3	9.5	148	40
16	EM1	150.55	224.5	9.5	250	52

1. THIS LIGHTING DESIGN IS BASED ON INFORMATION SUPPLIED BY OTHERS TO SECURITY LIGHTING SYSTEMS. SITE DETAILS PROVIDED HEREON ARE REPRODUCED ONLY AS A VISUALIZATION AID. FIELD DEVIATIONS MAY SIGNIFICANTLY AFFECT PREDICTED PERFORMANCE. PRIOR TO INSTALLATION, CRITICAL SITE INFORMATION (POLE LOCATIONS, ORIENTATION, MOUNTING HEIGHT, ETC.) SHOULD BE COORDINATED WITH THE CONTRACTOR AND/OR SPECIFIER RESPONSIBLE FOR THE PROJECT.
2. LUMINAIRE DATA IS TESTED TO INDUSTRY STANDARDS UNDER LABORATORY CONDITIONS. OPERATING VOLTAGE AND NORMAL MANUFACTURING TOLERANCES OF LAMP, BALLAST, AND LUMINAIRE MAY AFFECT FIELD RESULTS.
3. CONFORMANCE TO FACILITY CODE AND OTHER LOCAL REQUIREMENTS IS THE RESPONSIBILITY OF THE OWNER AND/OR THE OWNER'S REPRESENTATIVE.
4. THIS LAYOUT MAY NOT MEET TITLE 24 OR LOCAL ENERGY REQUIREMENTS. IF THIS LAYOUT NEEDS TO BE COMPLIANT WITH TITLE 24 OR OTHER ENERGY REQUIREMENTS, PLEASE CONSULT FACTORY WITH SPECIFIC DETAILS REGARDING PROJECT REQUIREMENTS SO THAT REVISIONS MAY BE MADE TO THE DRAWING.



2100 Golf Road, Suite 460, Rolling Meadows, IL 60008
312.544.4848

UNLESS OTHERWISE SPECIFIED, ALL DIMENSIONS ARE IN INCHES

SCALE 1" = 4' 0" DATE 5/18/2021

DRAWN BY BV

POINT-BY-POINT FOOTCANDLE PLOT FOR:
BURGER KING
1313 28TH STREET SW
WYOMING, MI 49509

DRAWING NUMBER
SL2105018B-Rev1.AGI