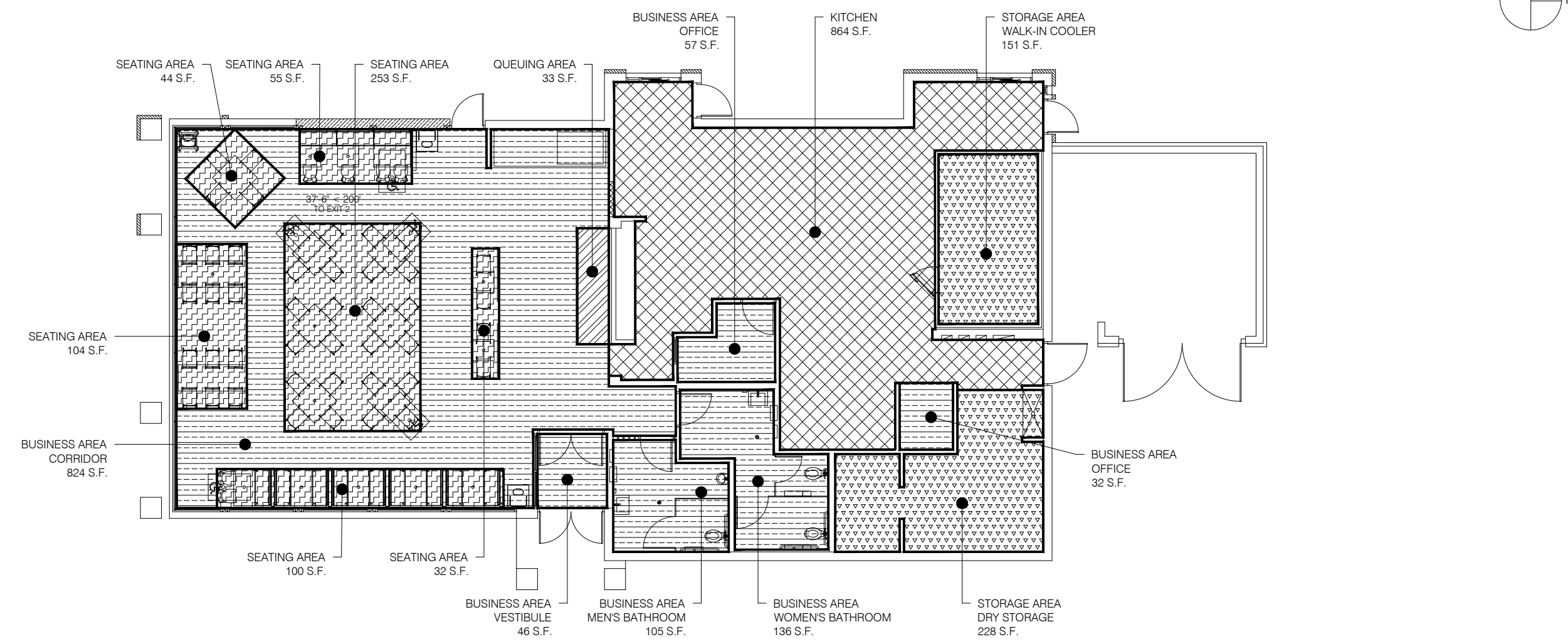
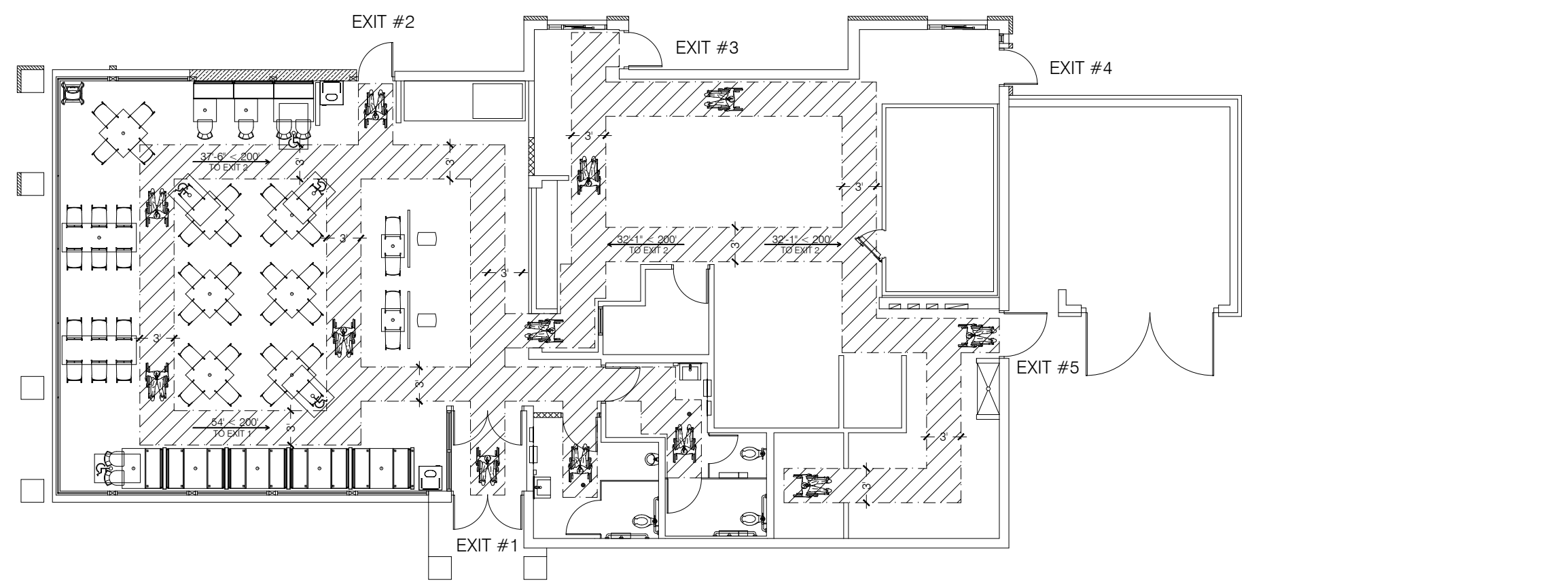


OCCUPANCY PLAN

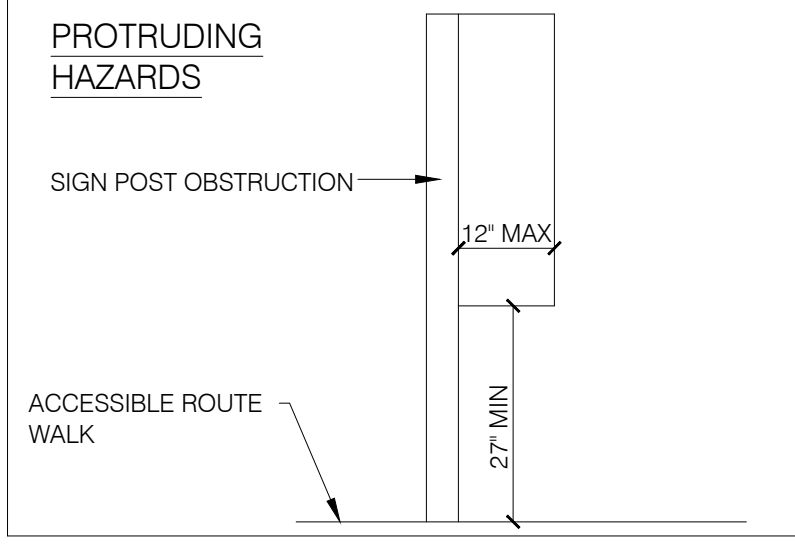


THE OCCUPANT LOAD OF THE RESTAURANT IS BASED ON THE MICHIGAN BUILDING CODE. ALL SQUARE FOOTAGES ARE BASED ON THE NET FLOOR AREA.

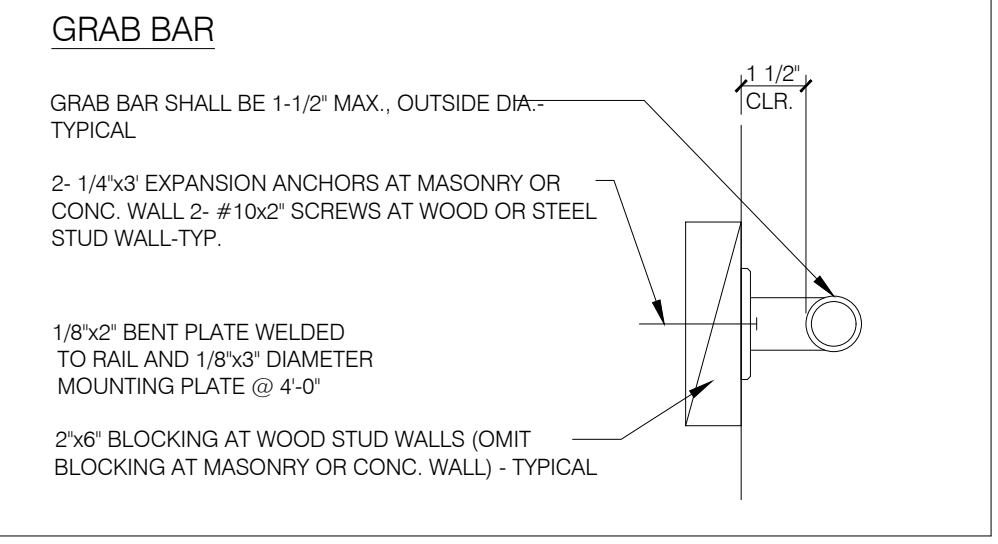
EGRESS / EXIT PLAN



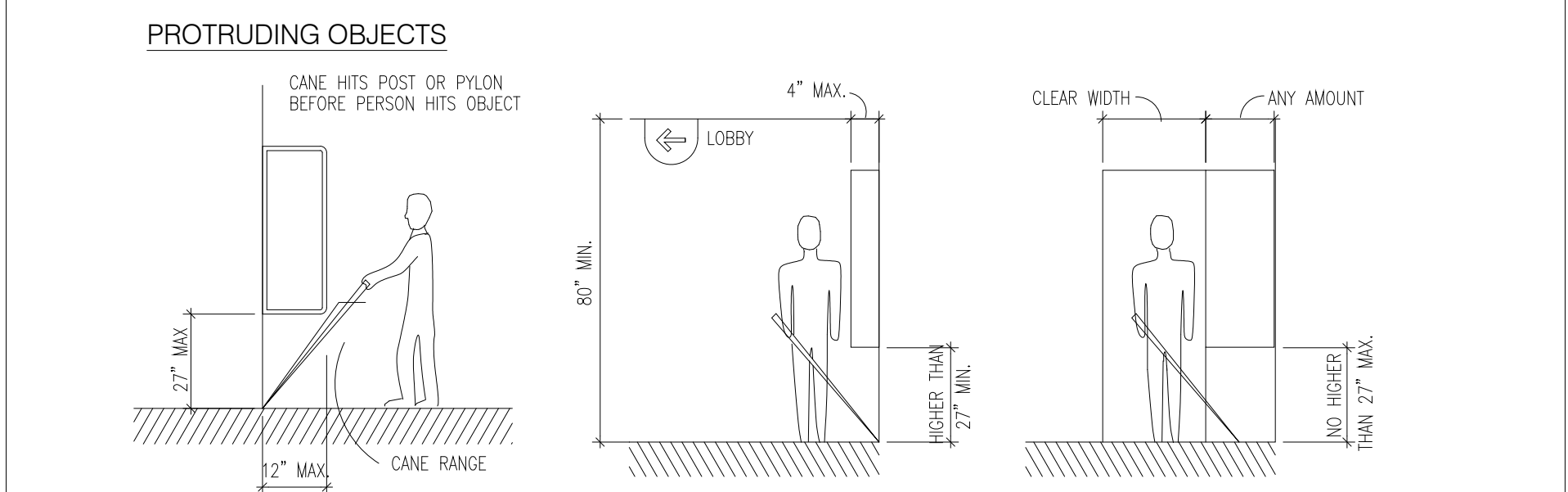
ADA DETAILS



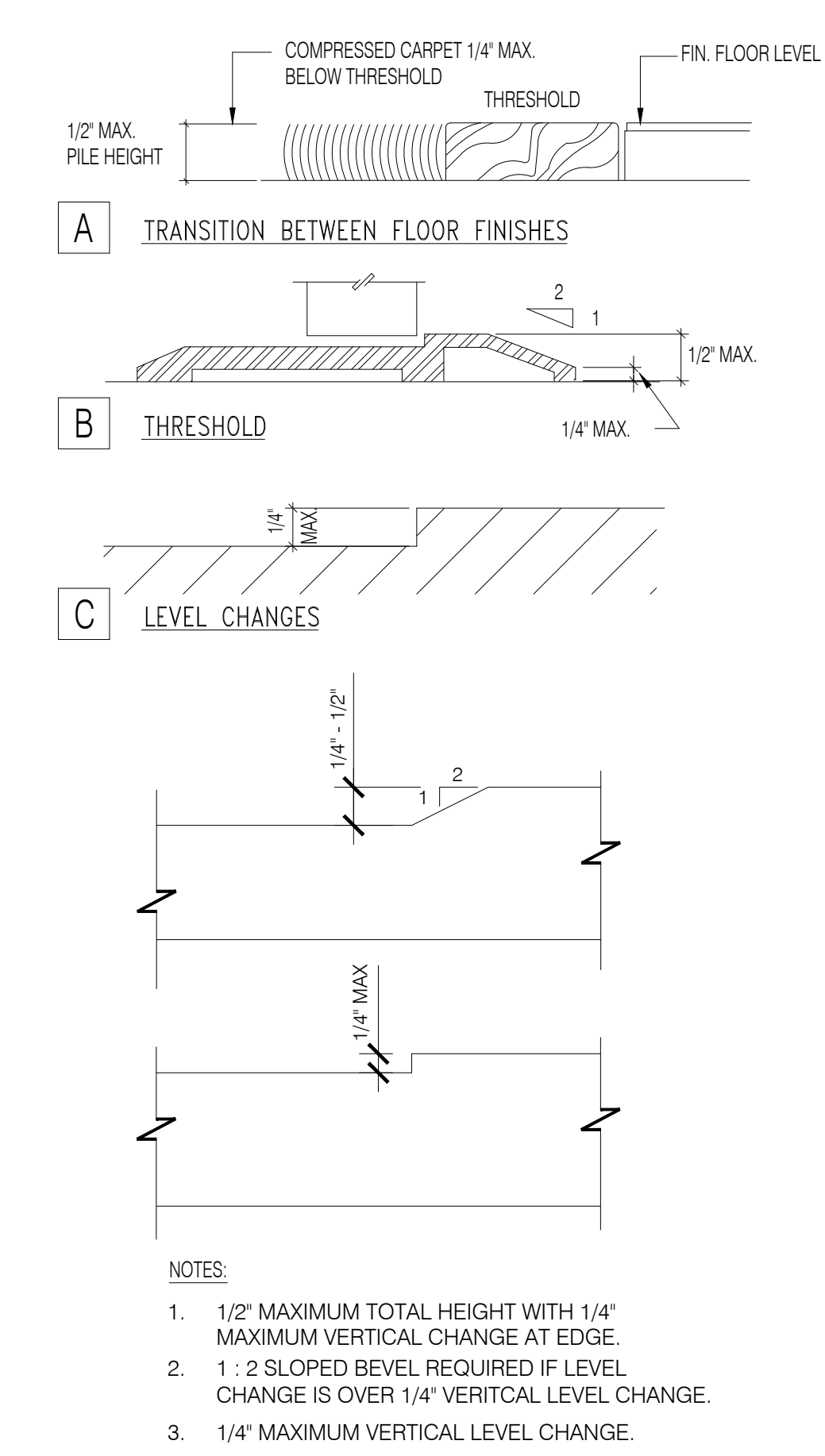
ADA DETAILS



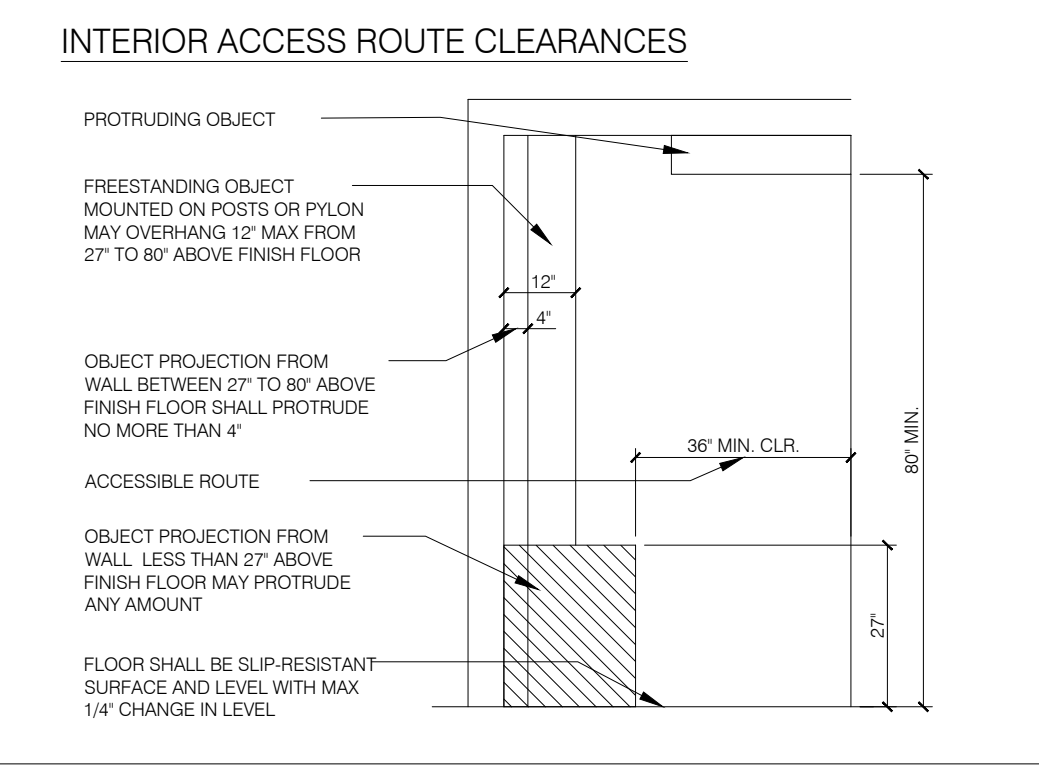
ADA DETAILS



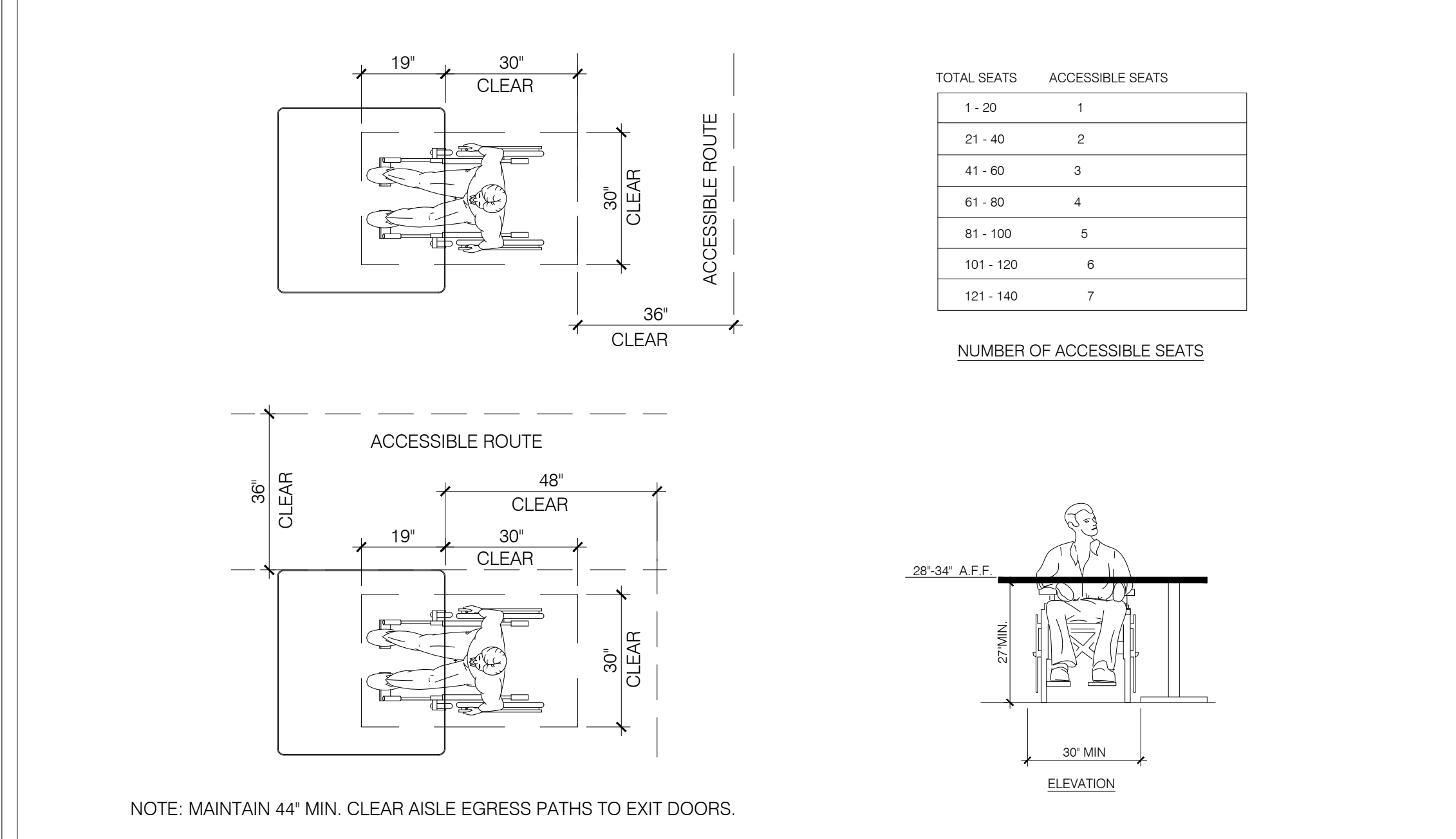
ADA - CHANGES IN LEVEL



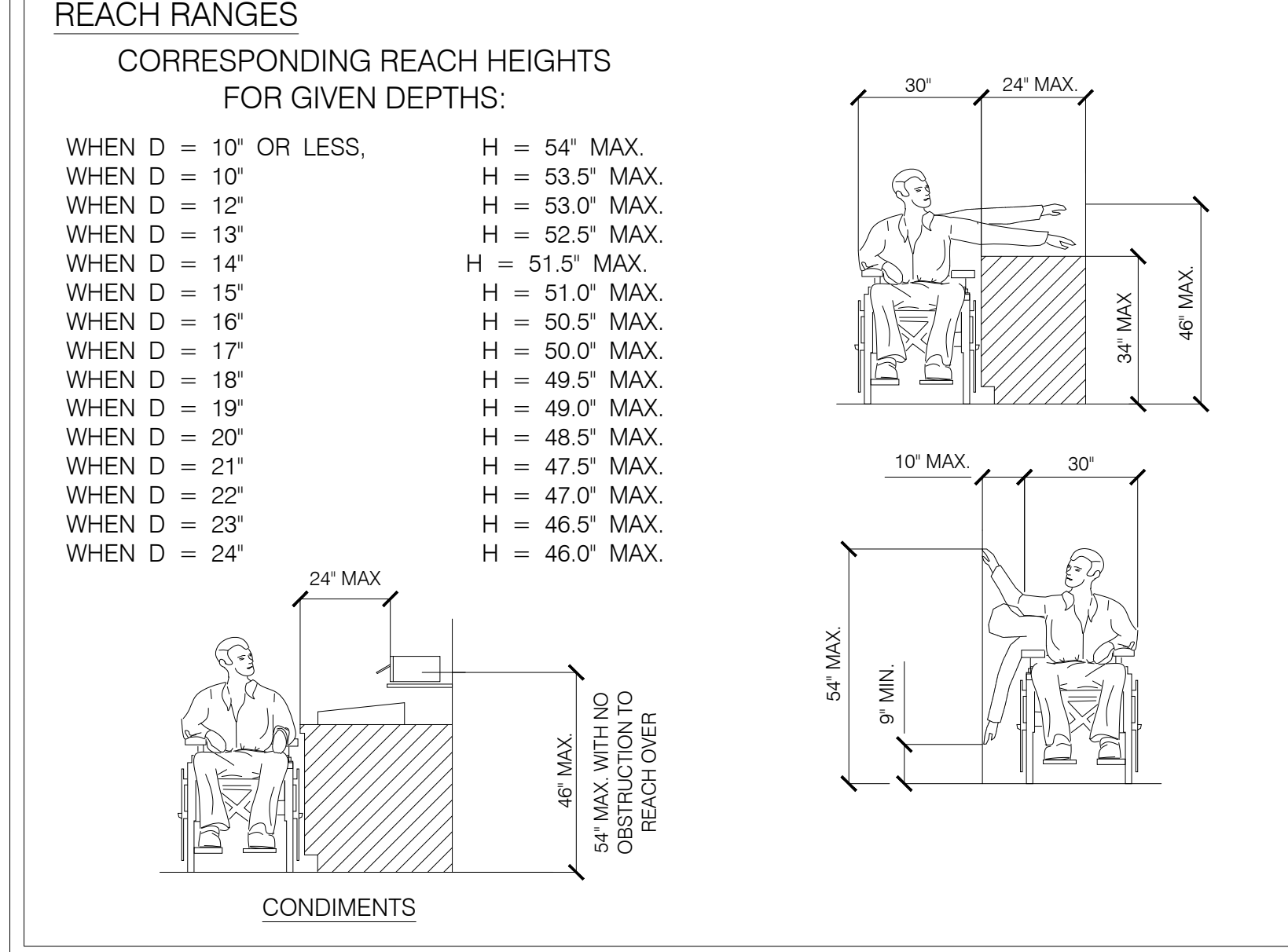
ADA DETAILS



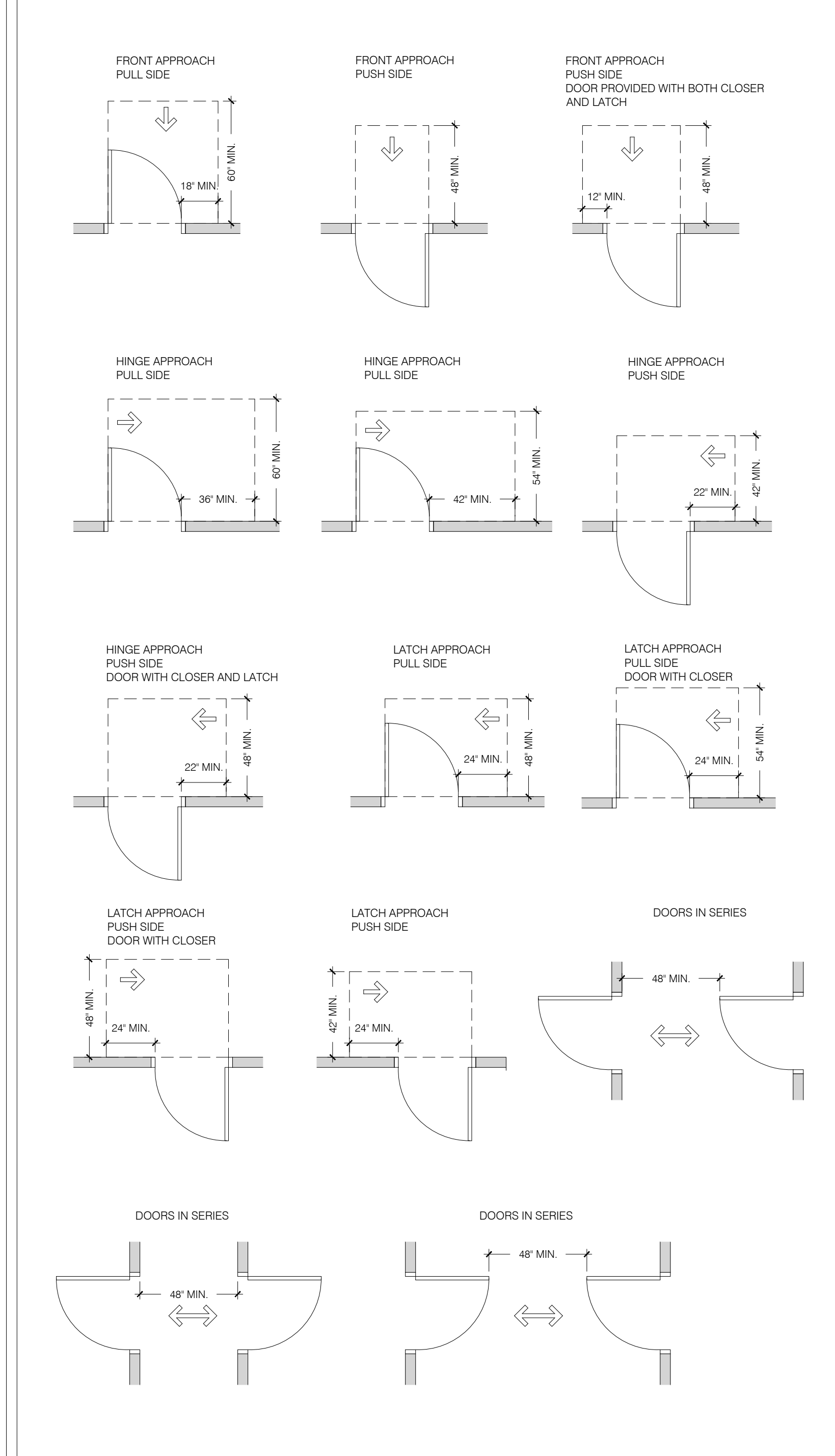
ADA DETAILS



ADA DETAILS



ACCESSIBLE ROUTES AT DOORS



ISSUE DATES / REVISIONS

| NO. | DESCRIPTION | DATE |
|-----|------------------|-----------|
| - | PERMIT / BID SET | 4.14.2021 |
| 1 | DESCRIPTION | DATE |

DRAWN BY: J. THORSTENSON
CHECKED BY: M. VALENTINI
PROJECT NO: 21005


BURGER KING
STORE #551
1313 28TH ST. SW
WYOMING, MI 49509

MRV

ARCHITECTS, INC.



5105 TOLLVIEW DR., SUITE 197
ROLLING MEADOWS, IL 60008
TEL: 224-318-2140



ISSUE DATES / REVISIONS

| NO. | DESCRIPTION | DATE |
|-----|------------------|-----------|
| - | PERMIT / BID SET | 4.14.2021 |

MRV ARCHITECTS, INC. © 2018
THESE DOCUMENTS ARE THE PROPERTY OF MRV ARCHITECTS, INC. & MAY NOT BE REPRODUCED, COPIED OR REPRODUCED WITHOUT WRITTEN PERMISSION FROM THE AUTHOR.

DRAWN BY: J. THORSTENSON
 CHECKED BY: M. VALENTINI
 PROJECT NO: 21005

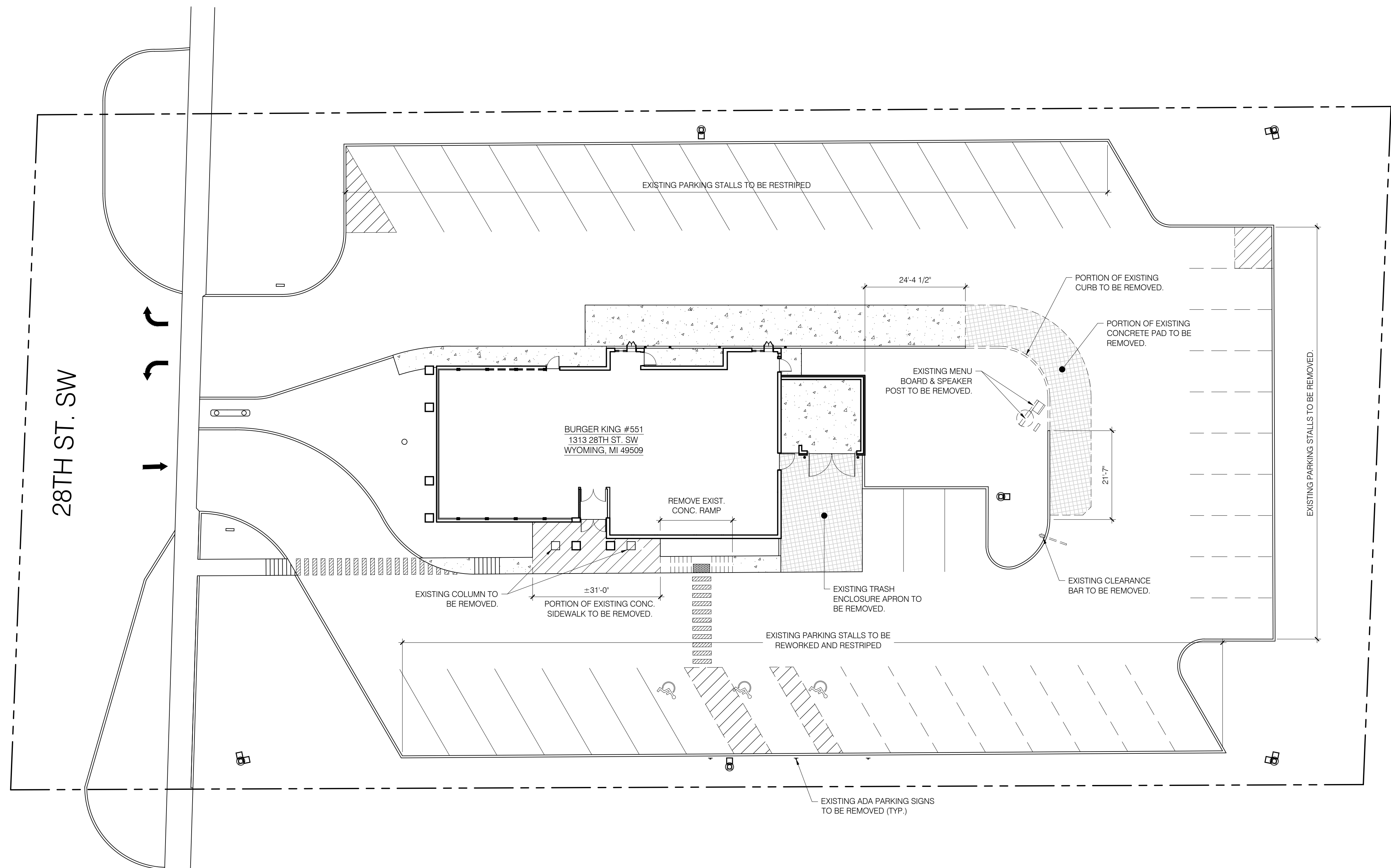
BURGER KING
 STORE #551
 1313 28TH ST. SW
 WYOMING, MI 49509

DEMO SITE PLAN

SHEET

SP-0.1

ONE OF FOUR



ALL FOOTINGS FROM ABANDONED SIGNAGE TO BE REMOVED 6\"

DEMO SITE PLAN
 SCALE: 1" = 15'



ISSUE DATES / REVISIONS

| NO. | DESCRIPTION | DATE |
|-----|------------------|-----------|
| - | PERMIT / BID SET | 4.14.2021 |
| 1 | | |
| 2 | | |
| 3 | | |
| 4 | | |
| 5 | | |
| 6 | | |
| 7 | | |
| 8 | | |
| 9 | | |

| | |
|--------------------------|--|
| DRAWN BY: J. THORSTENSON | |
| CHECKED BY: M. VALENTINI | |
| PROJECT NO: 21005 | |

BURGER KING
STORE #551
1313 28TH ST. SW
WYOMING, MI 49509

PROPOSED SITE PLAN

SHEET

SP-1

TWO OF FOUR

GENERAL NOTES

- RESEAL ENTIRE PARKING LOT, RESTRIPE LOT AS SHOWN ON SITE PLAN TO COMPLY WITH CODE REQUIREMENTS.
- G.C. TO PROVIDE ALLOWANCE TO CRACK FILL APPROXIMATELY 1,500 L.F. OF EXISTING PARKING LOT.
- PARKING LOT STRIPING TO BE WITH LEAD-FREE HEAVY YELLOW MARKING PAINT. SPRAY APPLIED AS SHOWN ON SITE PLAN.
- AT HANDICAPPED ACCESSIBLE STALLS ONLY, G.C. TO PROVIDE A MAX. 2% (1:50) SLOPE IN ANY DIRECTION FOR THE ENTIRE LENGTH OF THE STALL AND ACCESSIBLE AISLE.
- INSTALL DETECTABLE WARNING TRUNCATED DOMES AT END OF CONCRETE WALKS AS LOCATED ON SITE PLAN.

NOTE:
AT THE ADA PARKING STALLS AND ACCESSIBLE AISLES, IT IS THE RESPONSIBILITY OF THE G.C. TO VERIFY THAT THE EXISTING/NEW GRADES MEET ADA COMPLIANCE OF LESS THAN 2% SLOPE IN ALL DIRECTIONS. IT IS THE RESPONSIBILITY OF THE G.C. TO MODIFY THE ASPHALT GRADES TO MEET ADA COMPLIANCE. G.C. TO REQUEST ADDITIONAL ENGINEERING (IF NEEDED) ON DAY (1) OF CONSTRUCTION.

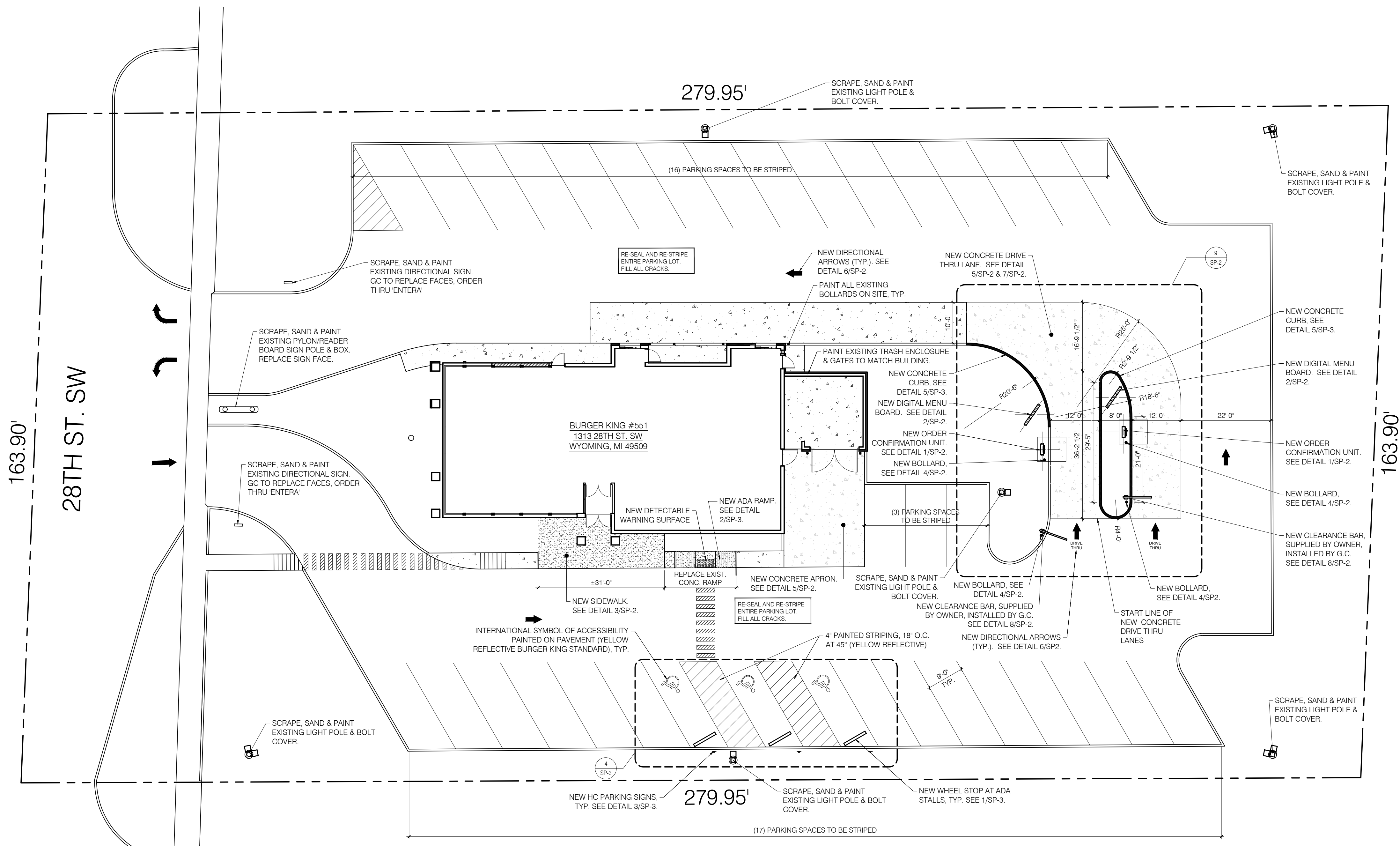
NOTE:
AT THE ADA PATH OF EGRESS SIDEWALKS, IT IS THE RESPONSIBILITY OF THE G.C. TO VERIFY THAT THE EXISTING/NEW GRADES MEET ADA COMPLIANCE. IT IS THE RESPONSIBILITY OF THE G.C. TO MODIFY THE GRADES TO MEET ADA COMPLIANCE. G.C. TO REQUEST ADDITIONAL ENGINEERING (IF NEEDED) ON DAY (1) OF CONSTRUCTION.

CONCRETE DRIVE/THRU LANE IS TO BE 3,000 PSI CONC., 8" THICK, WITH 60#-1/2" X 10'-0" W.W.M. WITH PREMOULDED BITUMINOUS NON-EXTRUDING EXPANSION JOINTS AT 10' O.C.

NOTE:
G.C. TO INSURE ALL EXTERIOR FIXTURES ARE PROPERLY POWERED. G.C. TO TEST AND MAKE ALL FIXTURE CIRCUITS OPERATIONAL.

LEGEND

| | |
|--|--|
| EXISTING CONCRETE CURB - REPAIR DAMAGED CURBS AS REQUIRED. | |
| NEW CONCRETE CURB - SEE DETAIL 5/SP-3. | |
| NEW CONCRETE SIDEWALK - SEE DETAIL 3/SP-2. | |
| NEW CONCRETE DRIVE-THRU PAD - SEE DETAILS 5/SP-2 & 7/SP-2. | |



PROPOSED SITE PLAN
SCALE: 1" = 15'



ISSUE DATES / REVISIONS

| NO. | DESCRIPTION | DATE |
|-----|------------------|-----------|
| - | PERMIT / BID SET | 4.14.2021 |

| | |
|---------------------------|--|
| MRV ARCHITECTS, INC. 0018 | THESE DOCUMENTS ARE THE PROPERTY OF MRV ARCHITECTS, INC. & MAY NOT BE REPRODUCED, COPIED OR REPRODUCED WITHOUT WRITTEN PERMISSION FROM THE AUTHOR. |
| DRAWN BY: | J. THORSTENSON |
| CHECKED BY: | M. VALENTINI |
| PROJECT NO: | 21005 |

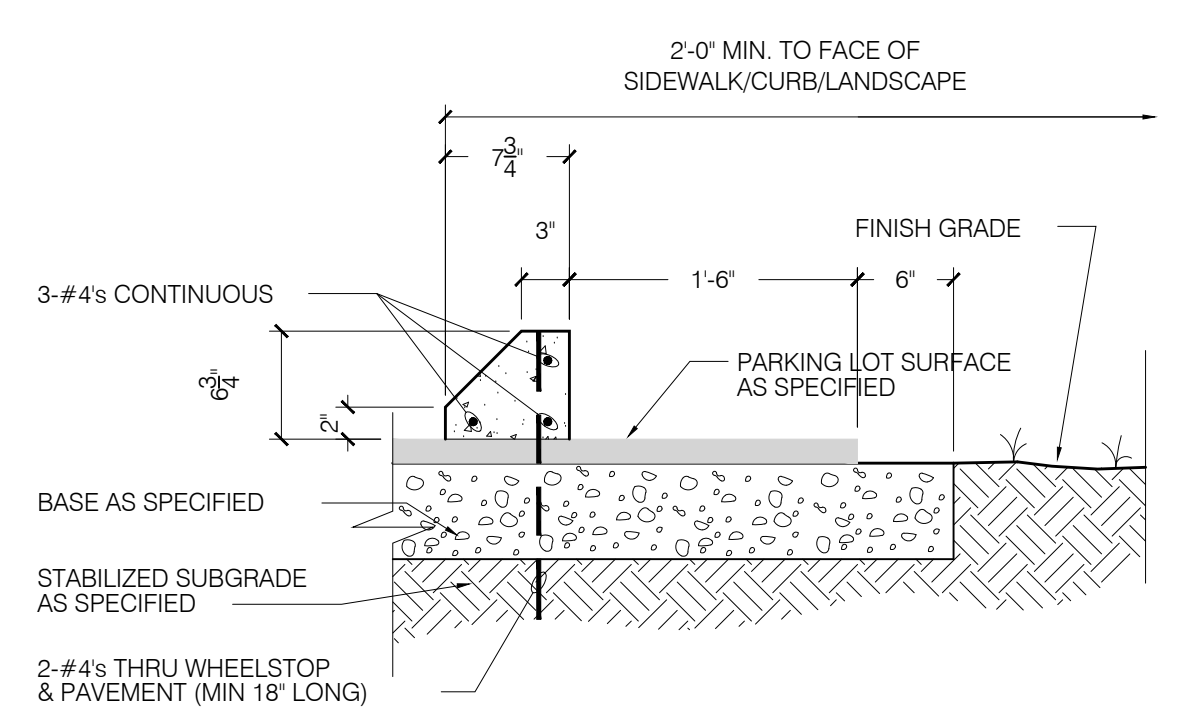
BURGER KING
STORE #551
1313 28TH ST. SW
WYOMING, MI 49509

SITE DETAILS

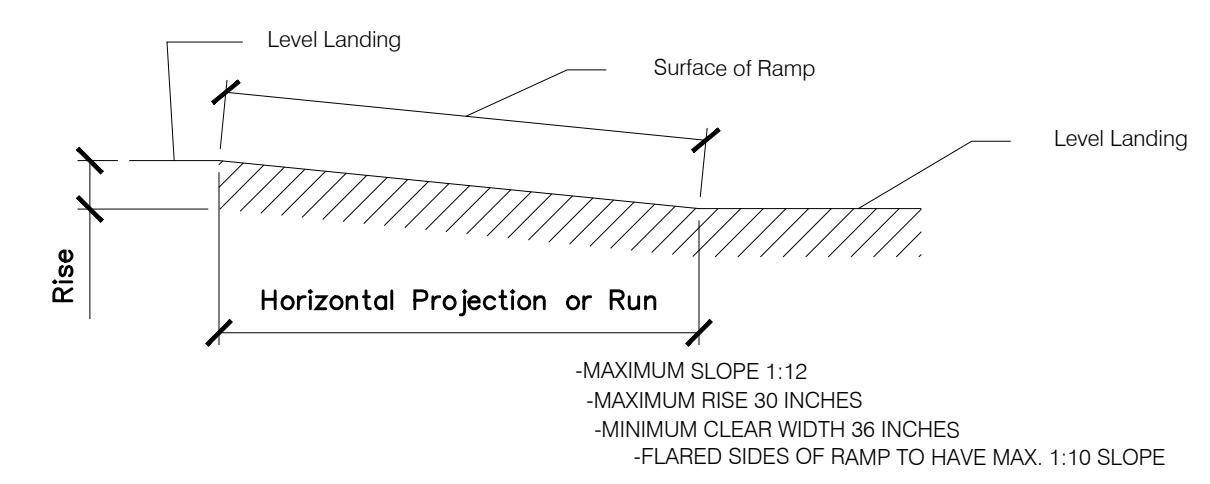
SHEET

SP-3

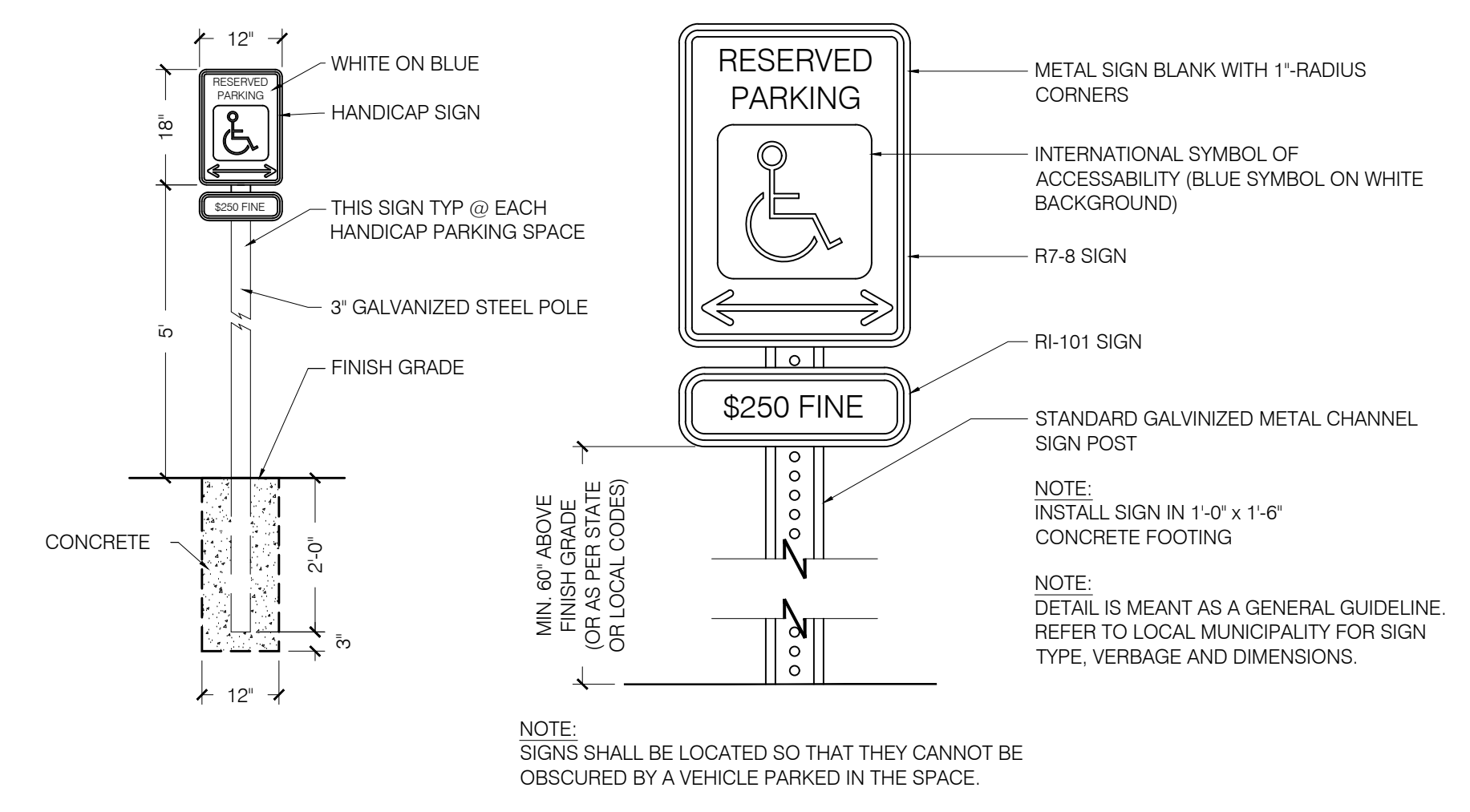
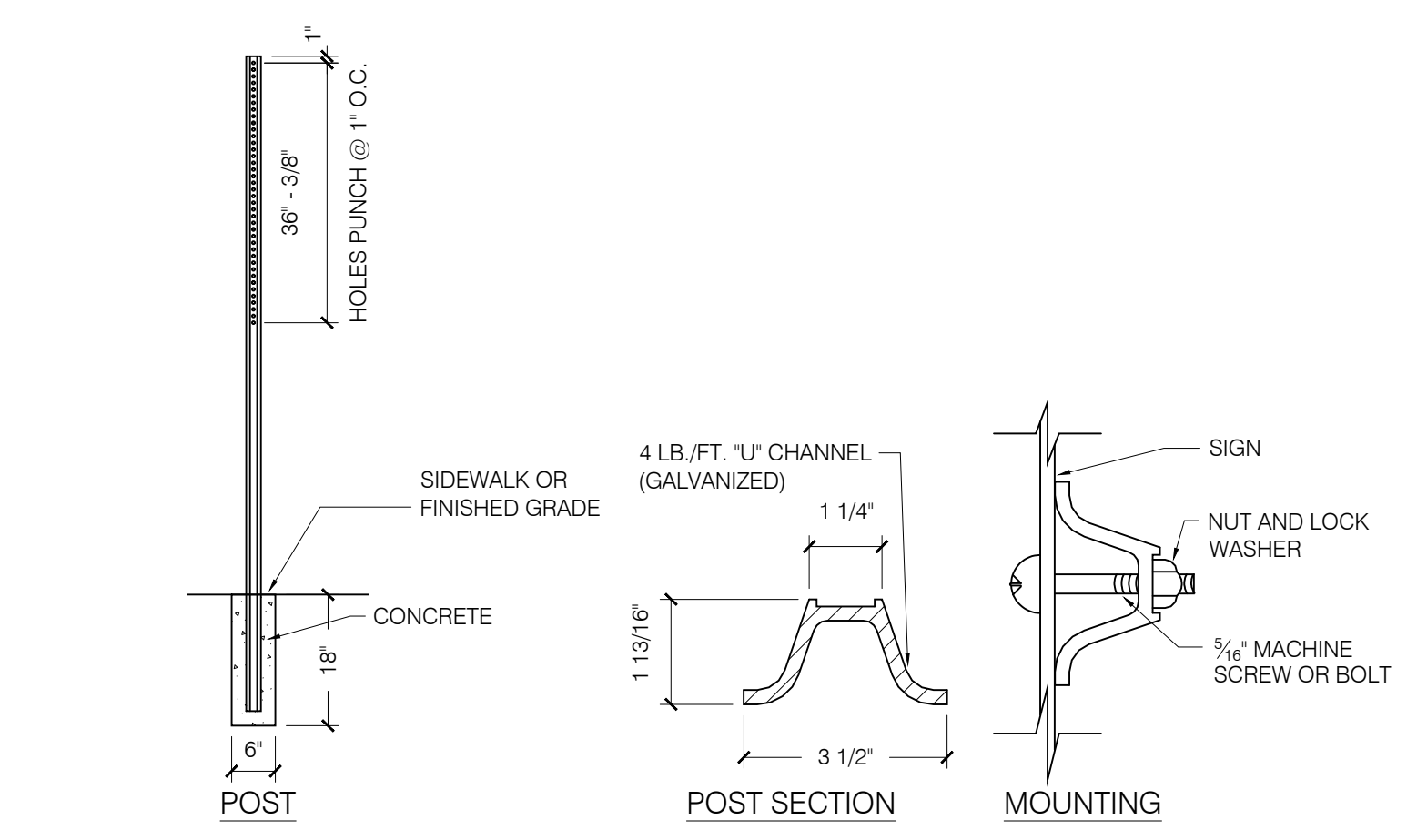
FOUR OF FOUR



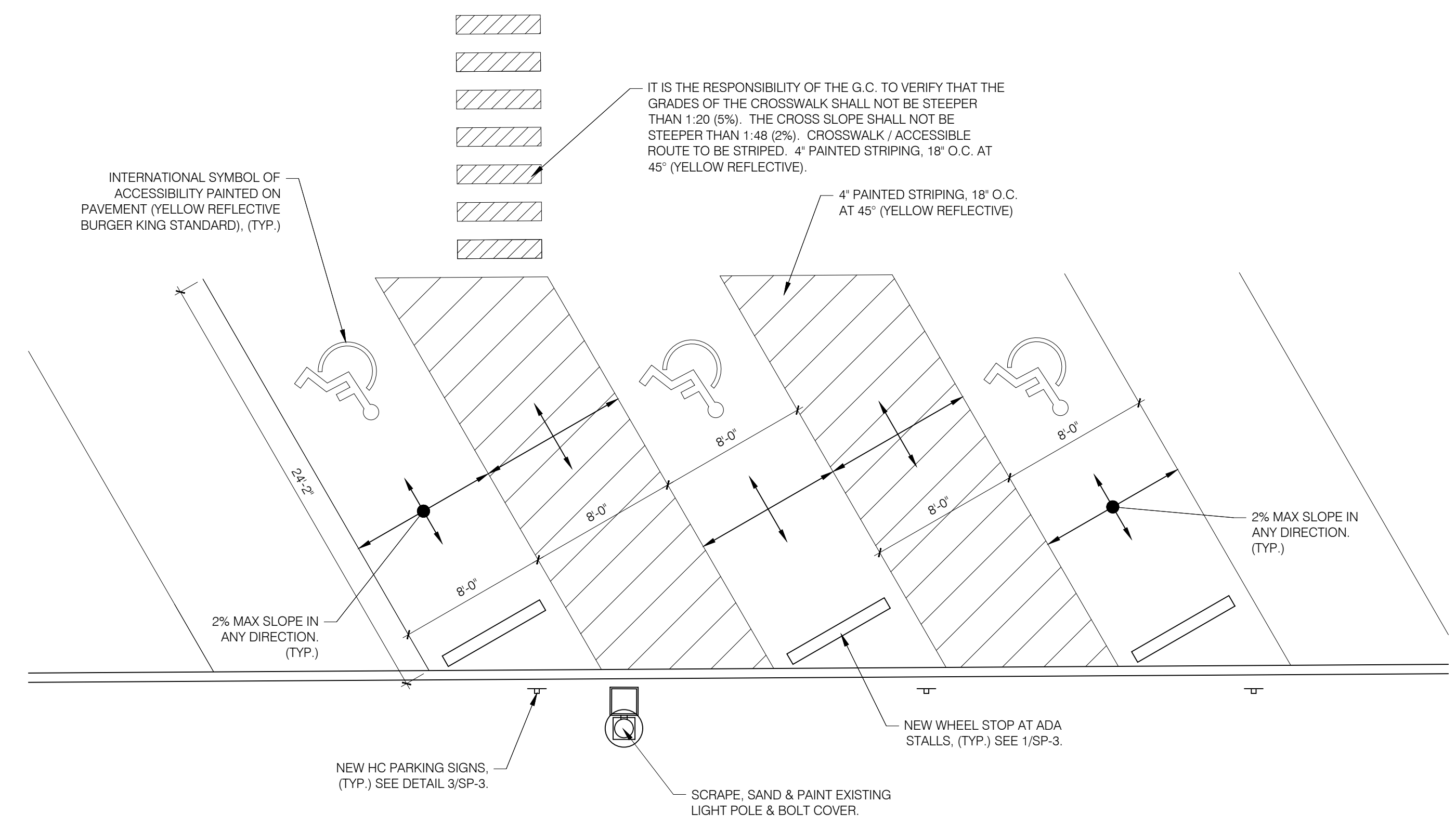
1 WHEELSTOP DETAIL
SP-3 SCALE: 1" = 1'-0"



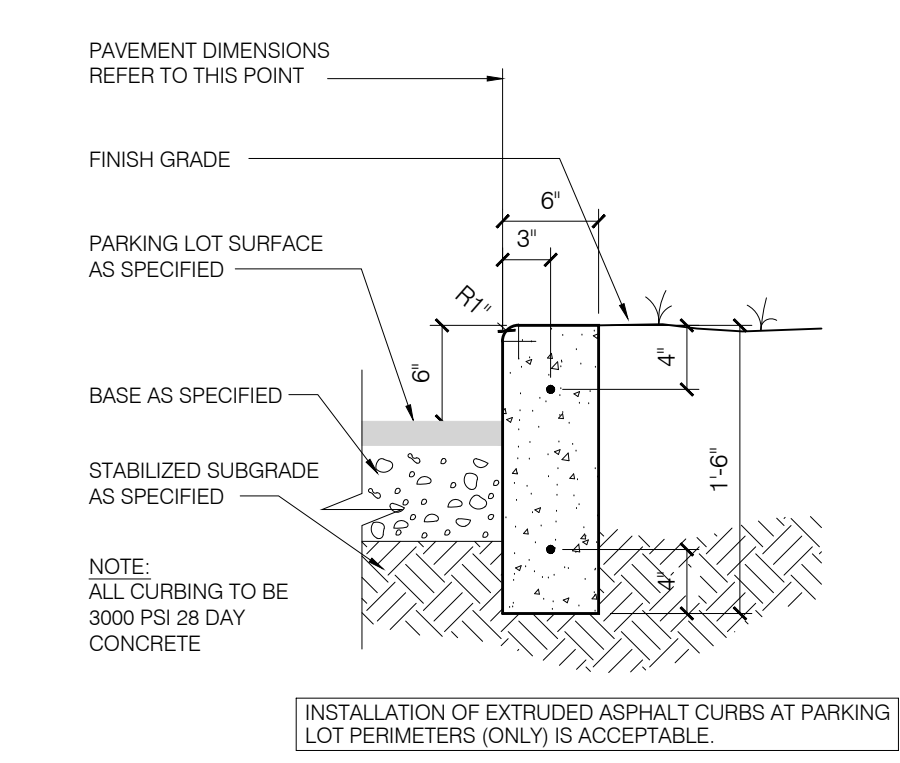
2 ADA RAMP DETAIL
SP-3 SCALE: N.T.S.



3 ADA SIGN DETAILS
SP-3 SCALE: 1/2" = 1'-0"



4 ADA STALL DETAIL
SP-3 SCALE: 3/16" = 1'-0"



5 NEW CURB DETAIL
SP-3 SCALE: 1" = 1'-0"

GENERAL

1. CODES AND STANDARDS

BUILDING CODE: MICHIGAN BUILDING CODE, 2015 (IBC 2015 W/AMENDMENTS)
 REFERENCED STANDARDS:

- ACI 318 BUILDING CODE REQUIREMENTS FOR STRUCTURAL CONCRETE
- NDS NATIONAL DESIGN SPECIFICATION FOR WOOD CONSTRUCTION

2. DESIGN LOADS:

ROOF DEAD LOAD: 20 PSF

SNOW LOAD:
 GROUND SNOW LOAD, Pg: 35 PSF
 FLAT ROOF SNOW LOAD, Pf: 25 PSF
 EXPOSURE FACTOR, Ce: 1.0
 IMPORTANCE FACTOR, I: 1.0
 THERMAL FACTOR, Ct: 1.0

WIND LOADING (COMPONENTS AND CLADDING, 40SF & $\alpha=4.3FT$):

WALLS:
 NEGATIVE ZONE 4: 22 PSF
 NEGATIVE ZONE 5: 25 PSF
 POSITIVE ZONES 4&5: 20 PSF
 PARAPETS:
 CASE A, ZONE 2: 44 PSF
 CASE B, ZONE 2: -34 PSF
 ROOF:
 NEGATIVE ZONE 1: 23 PSF
 NEGATIVE ZONES 2&3: 31 PSF
 POSITIVE ZONE 1: 16 PSF
 POSITIVE ZONES 2&3: 20 PSF
 CANOPIES: ±30 PSF

* ALL WIND PRESSURES ARE 'ULTIMATE' PRESSURES. MULTIPLY PRESSURES BY 0.6 FOR 'SERVICE' LEVEL LOADS

- 3. ALL EXISTING BUILDING INFORMATION SHOWN ON THESE DRAWINGS IS BASED ON THE SITE INFORMATION ACQUIRED BY MRV ARCHITECTS, INC. AND ORIGINAL BUILDING DRAWINGS BY JOHN W. WERNTZ ARCHITECT, DATED 3/15/08
- 4. DIMENSIONS ON STRUCTURAL DRAWINGS ARE TO BE CHECKED AGAINST ARCHITECTURAL, MECHANICAL AND ELECTRICAL DRAWINGS AS WELL AS AGAINST FIELD CONDITIONS BY CONTRACTORS.
- 5. UNLESS NOTED OTHERWISE, DETAILS, SECTIONS, AND NOTES ON THE DRAWINGS ARE INTENDED TO BE TYPICAL FOR SIMILAR CONDITIONS.
- 6. THE GENERAL CONTRACTOR SHALL BE RESPONSIBLE FOR COORDINATING THE LOCATION AND PLACEMENT OF INSERTS, HANGERS, SLEEVES, DUCTWORK, PADS AND ANCHOR RODS THAT ARE REQUIRED BY MECHANICAL EQUIPMENT.
- 7. THE GENERAL CONTRACTOR IS RESPONSIBLE FOR VERIFYING THE LOCATION OF ELEMENTS OF THE EXISTING CONSTRUCTION WHICH ARE RELATIVE TO THE NEW CONSTRUCTION.
- 8. THE GENERAL CONTRACTOR IS RESPONSIBLE FOR THE SHORING OF ANY EXISTING ELEMENTS AS REQUIRED DURING CONSTRUCTION.
- 9. IF DISCREPANCIES APPEAR ON THE CONTRACT DOCUMENTS, OR BETWEEN THE CONTRACT DOCUMENTS AND EXISTING CONDITIONS, THE CONTRACTOR SHALL REQUEST AN INTERPRETATION FROM THE ARCHITECT BEFORE BIDDING. IF THE CONTRACTOR FAILS TO MAKE SUCH REQUEST, IT IS PRESUMED THAT BOTH PROVISIONS WERE INCLUDED IN THE BID AND THE ARCHITECT SHALL DETERMINE WHICH OF THE CONFLICTING REQUIREMENTS SHALL GOVERN. THE CONTRACTOR SHALL PERFORM THE WORK AT NO ADDITIONAL COST TO THE OWNER IN ACCORDANCE WITH THE ARCHITECT'S DETERMINATION.

WOOD

- 1. DESIGN AND CONSTRUCTION OF STRUCTURAL LUMBER SHALL BE IN ACCORDANCE WITH THE AMERICAN FOREST AND PAPER ASSOCIATION "NATIONAL DESIGN SPECIFICATION FOR WOOD CONSTRUCTION (ANSI/AF&PA NDS-2001).
- 2. QUALITY ASSURANCE AND INSPECTION OF WOOD CONSTRUCTION ARE REQUIRED AS DEFINED BY THE BUILDING CODE.
- 3. STRUCTURAL LUMBER SHALL CONFORM TO THE FOLLOWING SPECIFICATIONS:

SPECIES: SPRUCE-PINE-FIR
 GRADE: NO. 1/2
 GRADF-BENDING, Fb: 875 PSI
 TENSION PARALLEL TO GRAIN, Ft: 450 PSI
 SHEAR PARALLEL TO GRAIN, Fv: 135 PSI
 COMPRESSION PERPENDICULAR TO GRAIN, Fc(p): 425 PSI
 COMPRESSION PARALLEL TO GRAIN, Fc: 1150 PSI
 MODULUS OF ELASTICITY, E: 1,400,000 PSI
 MAXIMUM IN USE MOISTURE CONTENT: 19%

- 4. LAMINATED VENEER LUMBER (LVL) FOR USE AS BEAMS SHALL CONFORM TO THE FOLLOWING SPECIFICATIONS:

BENDING, Fb: 2600 PSI
 SHEAR PARALLEL TO GRAIN, Fv: 285 PSI
 MODULUS OF ELASTICITY, E: 1,900,000 PSI

- 7. WOOD FLOOR AND ROOF SHEATHING SHALL CONFORM TO THE FOLLOWING SPECIFICATIONS::

FLOOR SHEATHING: 3/4" APA-RATED, EXPOSURE 1 WITH 4/24 SPAN RATING.

ROOF SHEATHING: 5/8" APA-RATED, EXPOSURE 1 WITH 4/24 SPAN RATING.

PLYWOOD USED FOR FLOOR, WALL AND ROOF SHEATHING SHALL COMPLY WITH DOC PS-1 AND/OR DOC PS-2.

OSB USED FOR WALL, FLOOR AND ROOF SHEATHING SHALL COMPLY WITH DOC PS-2.

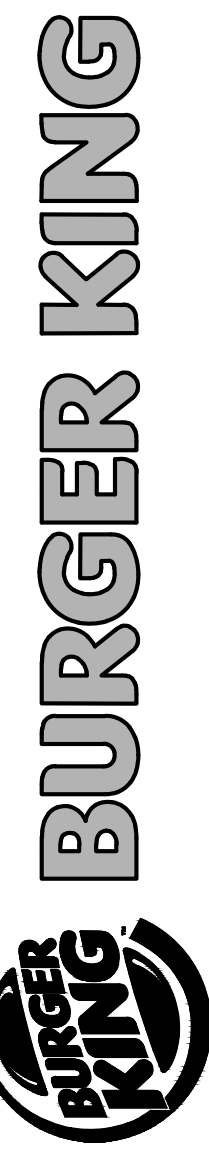
SHEATHING PANELS SHALL BE MADE WITH MOISTURE RESISTANT ADHESIVES AND BE RATED EXPOSURE 1.

- 8. THERE SHALL BE NO FIELD CUTTING OF WOOD STRUCTURAL MEMBERS FOR THE WORK OF OTHER TRADES WITHOUT THE PRIOR APPROVAL OF THE ARCHITECT.

- 9. NO WOOD TREATMENTS OR PRESERVATIVES SHALL BE USED WITHOUT THE PRIOR APPROVAL OF THE ARCHITECT.



Date: 4/12/21 Expires: 10/31/21



| ISSUE DATES / REVISIONS | |
|-------------------------|--|
| | |
| | |
| | |
| | |

| NO. | DESCRIPTION | DATE: |
|-----|-------------|-------|
| | | |

MRV ARCHITECTS, INC. 01/21
 THESE DOCUMENTS ARE THE PROPERTY OF MRV ARCHITECTS, INC. & MAY NOT BE REPRODUCED, COPIED OR REPRODUCED WITHOUT WRITTEN PERMISSION FROM THE AUTHOR.


| | |
|-------------|----------------|
| DRAWN BY: | J. THORSTENSON |
| CHECKED BY: | M. VALENTINI |
| PROJECT No: | 21005 |

BURGER KING
 STORE #551
 1313 28TH ST. SW
 WYOMING, MI 49509

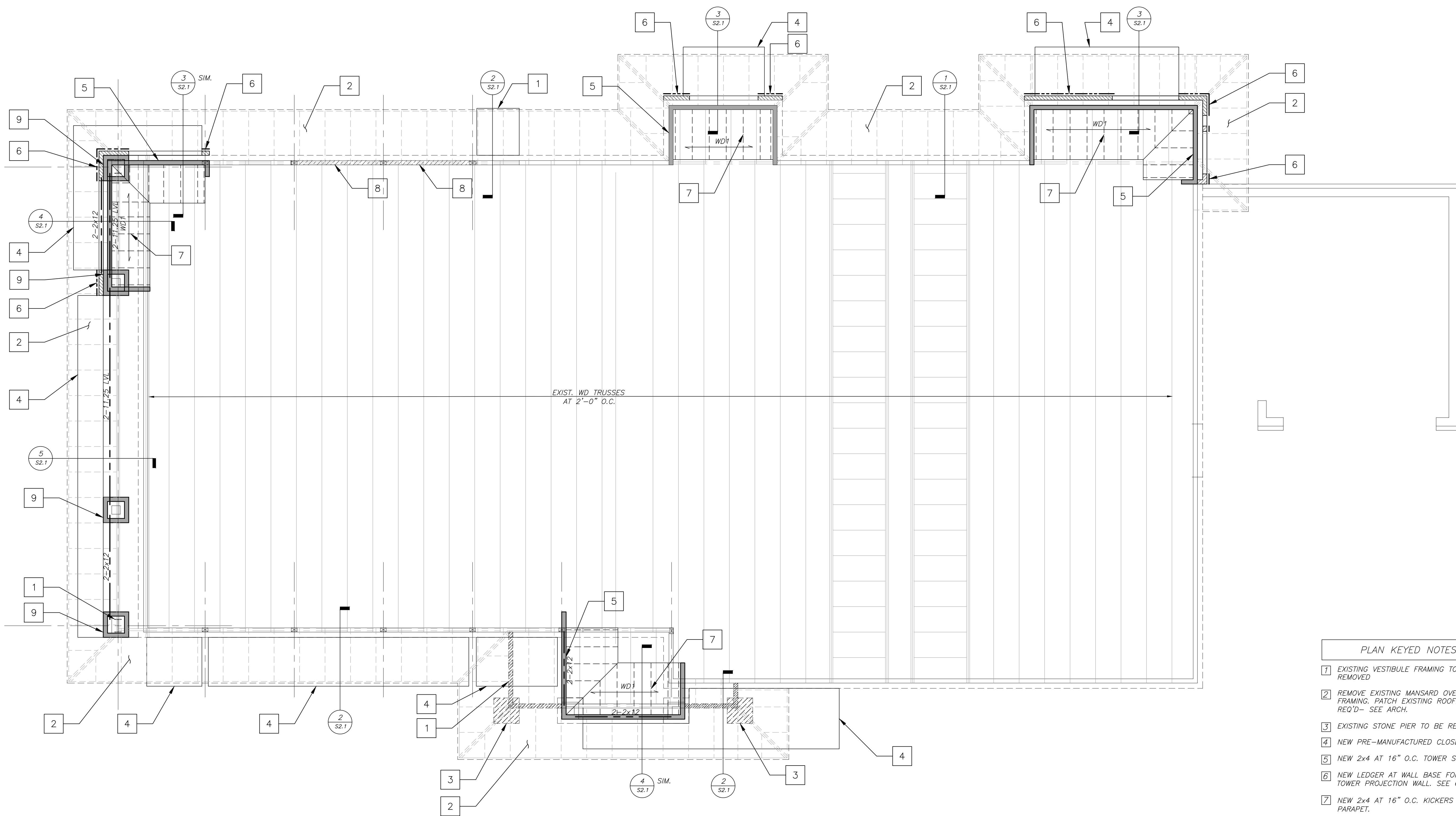
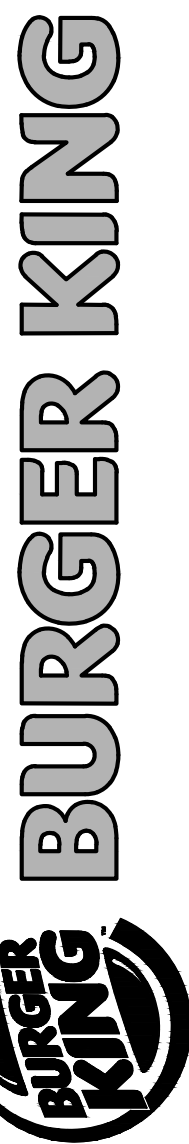
GENERAL NOTES

SHEET

S0.1



Date: 4/12/21 Expires: 10/31/21



1 Roof Framing Plan
Scale: 1/4" = 1'-0"

- NOTES:**
- SEE SHEET S2.1 FOR WALL SECTIONS.
 - FIELD VERIFY ALL EXISTING CONDITIONS PRIOR TO CONSTRUCTION.
 - BDL INDICATES SPAN DIRECTION OF 1/2" PLYWOOD SHEATHING
 - PROVIDE MINIMUM DOUBLE 2x8 WD BLK'G AT ALL CANOPY CONNECTIONS WHERE NECESSARY BY CANOPY MANUFACTURER.

PLAN KEYED NOTES

- EXISTING VESTIBULE FRAMING TO BE REMOVED
- REMOVE EXISTING MANSARD OVERBUILT FRAMING. PATCH EXISTING ROOFING AS REQ'D- SEE ARCH.
- EXISTING STONE PIER TO BE REMOVED.
- NEW PRE-MANUFACTURED CLOSED CANOPY.
- NEW 2x4 AT 16" O.C. TOWER STUDS.
- NEW LEDGER AT WALL BASE FOR 2x4 TOWER PROJECTION WALL. SEE 6/S2.1
- NEW 2x4 AT 16" O.C. KICKERS AT PARAPET.
- INFILL EXISTING WALL OPENING WITH NEW 2x4 AT 16" O.C. STUDS.
- REMOVE EXISTING STONE VENEER AND REPLACE W/ NEW 2x4 STUDS W/ 1/2" PLYWOOD SHEATHING

ISSUE DATES / REVISIONS

| NO. | DESCRIPTION | DATE: |
|-----|-------------|-------|
| | | |
| | | |
| | | |

| | |
|---------------------------|--|
| MRV ARCHITECTS, INC. 0018 | THESE DOCUMENTS ARE THE PROPERTY OF MRV ARCHITECTS, INC. & MAY NOT BE REUSED, COPIED OR REPRODUCED WITHOUT WRITTEN PERMISSION FROM THE AUTHOR. |
| DRAWN BY: | J. THORSTENSON |
| CHECKED BY: | M. VALENTINI |
| PROJECT NO: | 21005 |

BURGER KING
STORE #551
1313 28TH ST. SW
WYOMING, MI 49509

ROOF FRAMING PLAN

SHEET

S1.1



| ISSUE DATES / REVISIONS | |
|-------------------------|--|
| | |
| | |
| | |
| | |

| NO. | DESCRIPTION | DATE |
|-----|-------------|------|
| | | |
| | | |
| | | |
| | | |

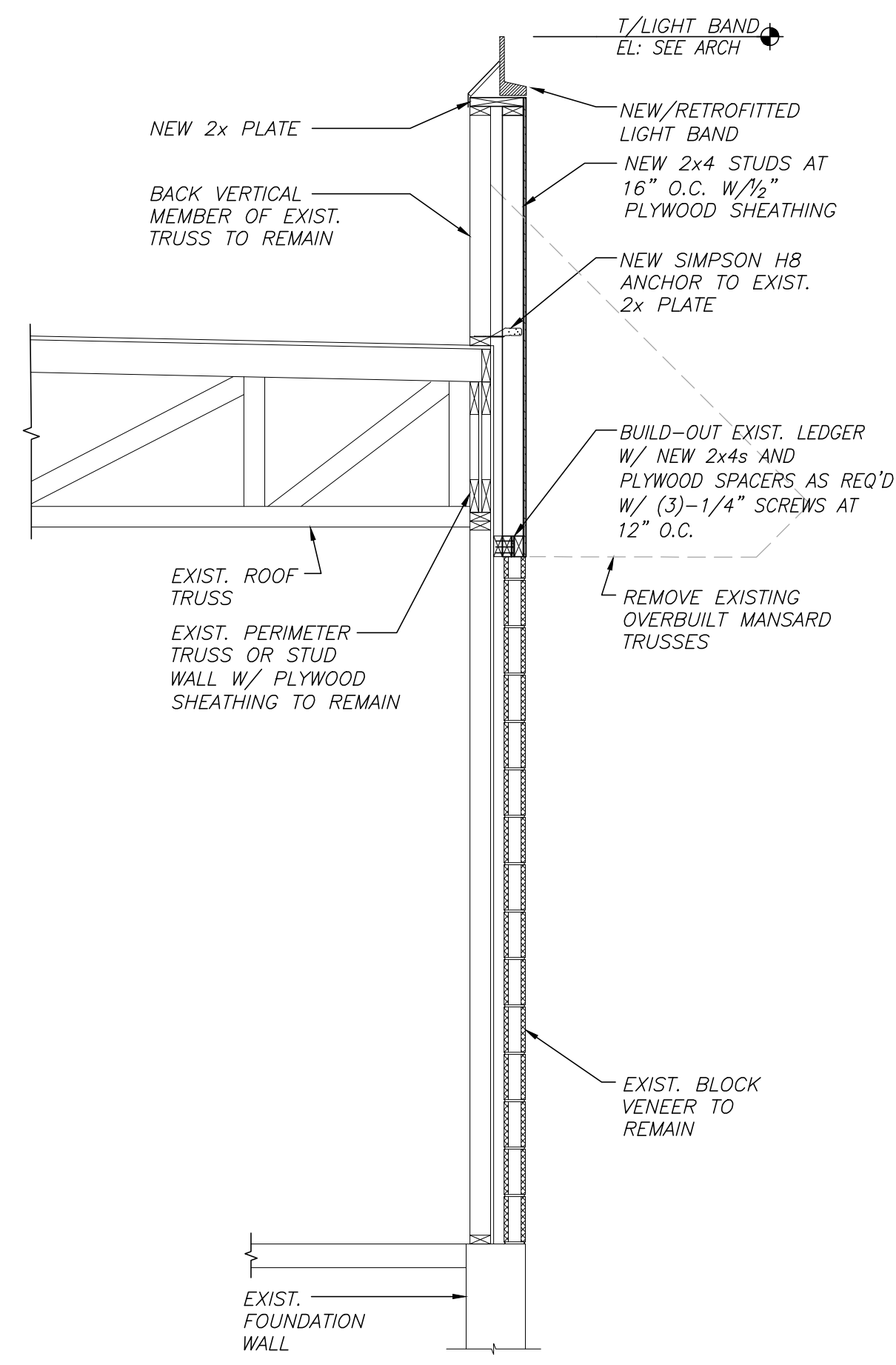
| | |
|-------------|----------------|
| DRAWN BY: | J. THORSTENSON |
| CHECKED BY: | M. VALENTINI |
| PROJECT NO: | 21005 |

BURGER KING
 STORE #551
 1313 28TH ST. SW
 WYOMING, MI 49509

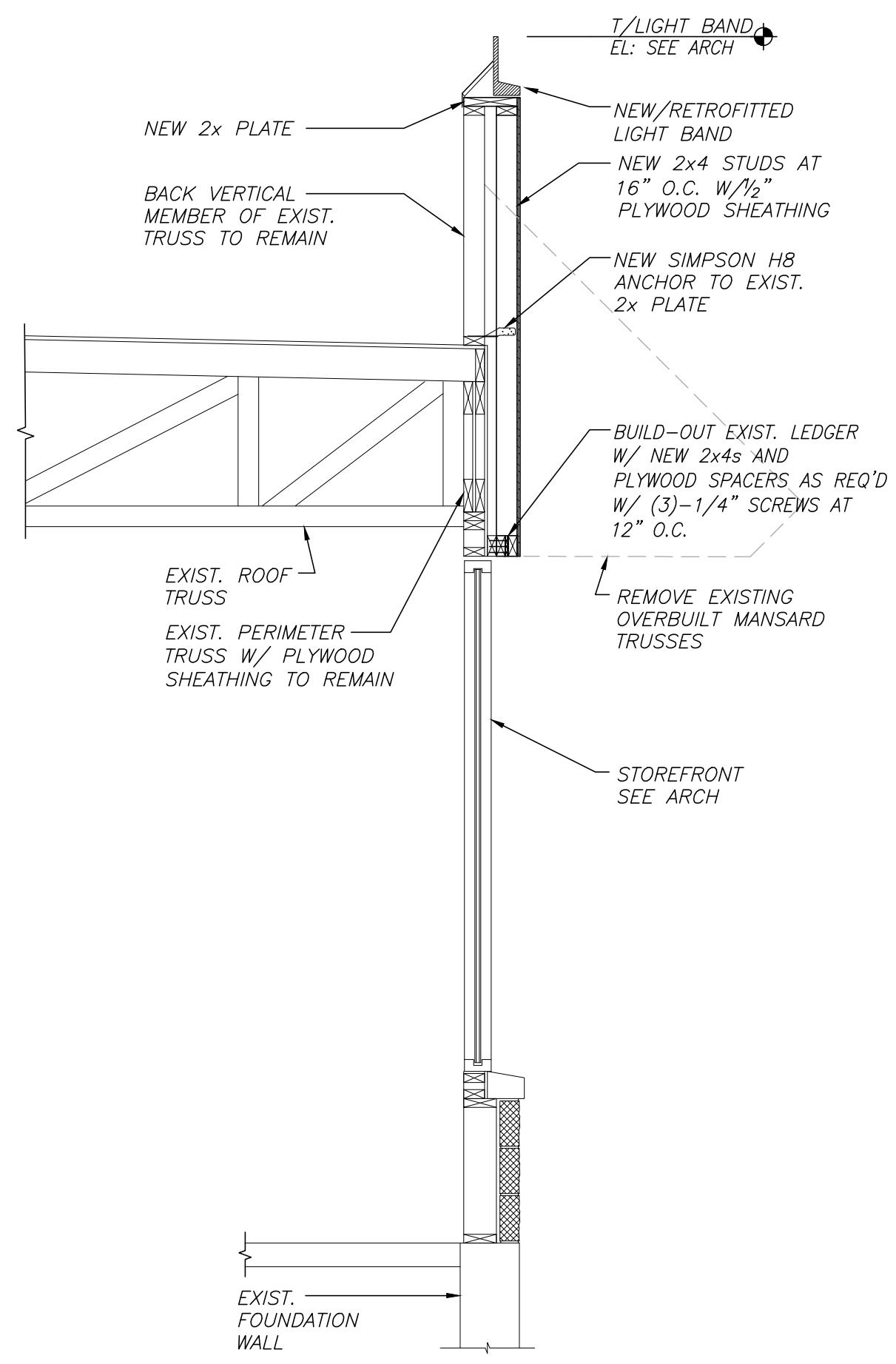
FRAMING DETAILS

SHEET

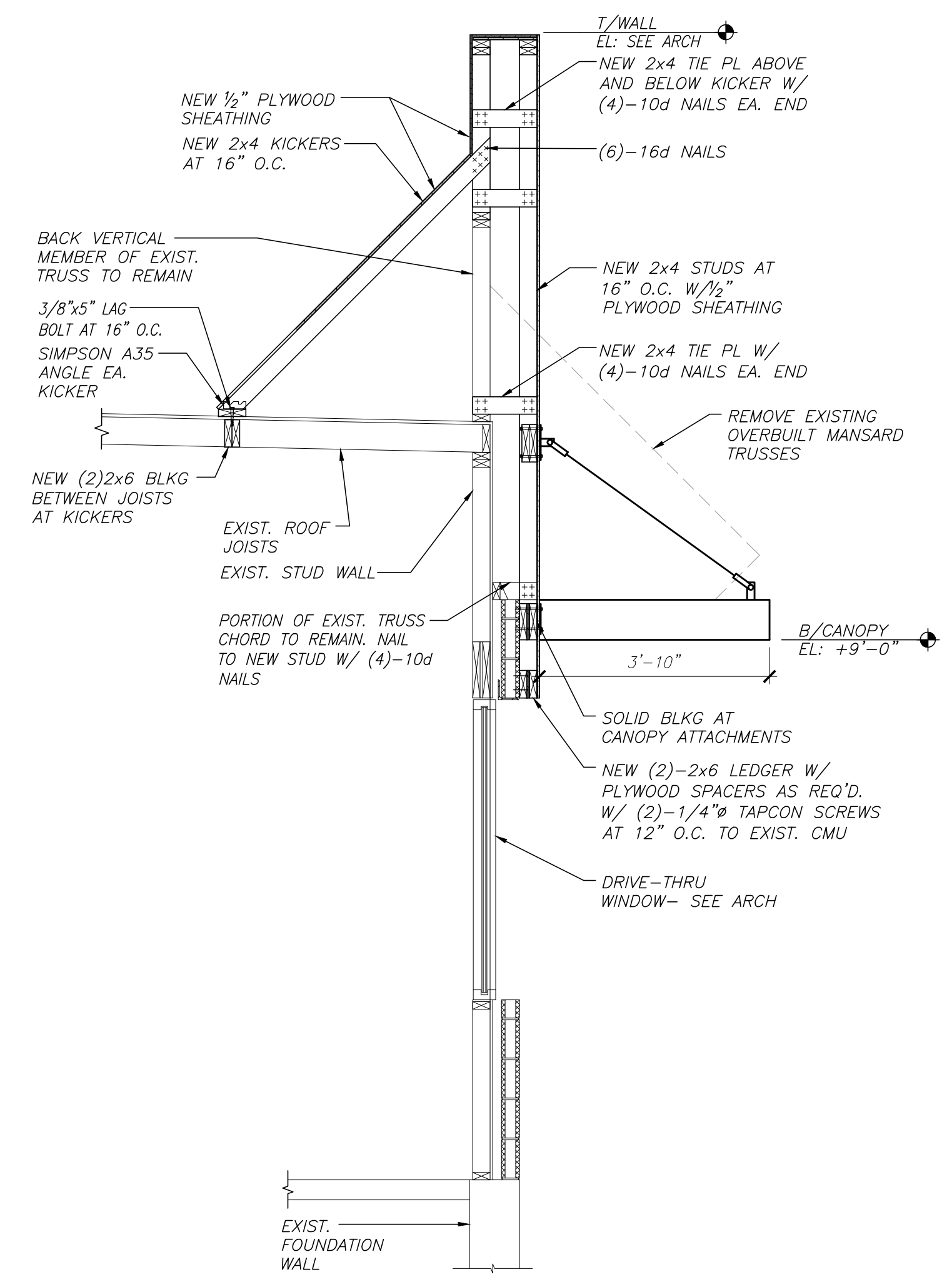
S2.1



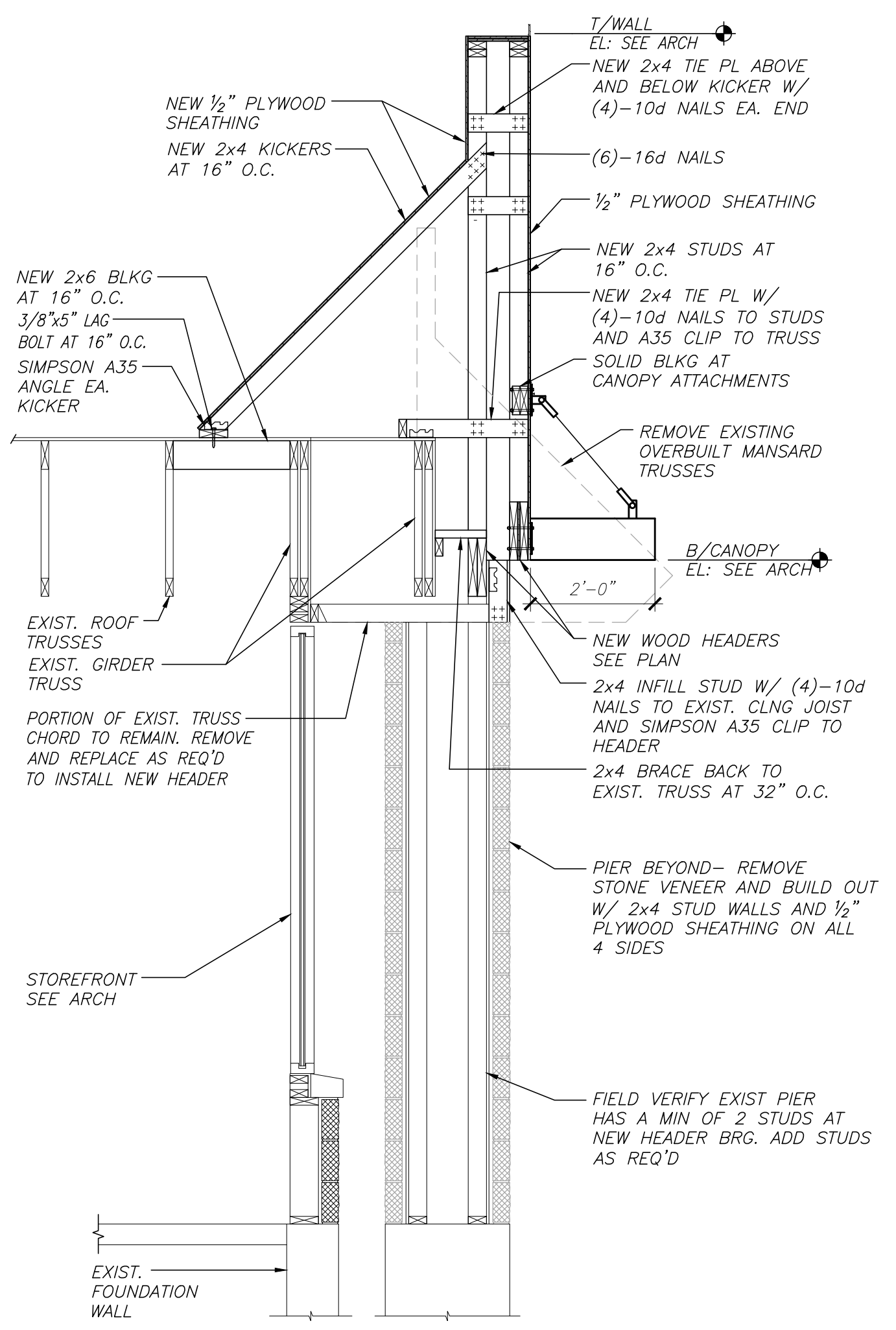
1 WALL SECTION
 S2.1



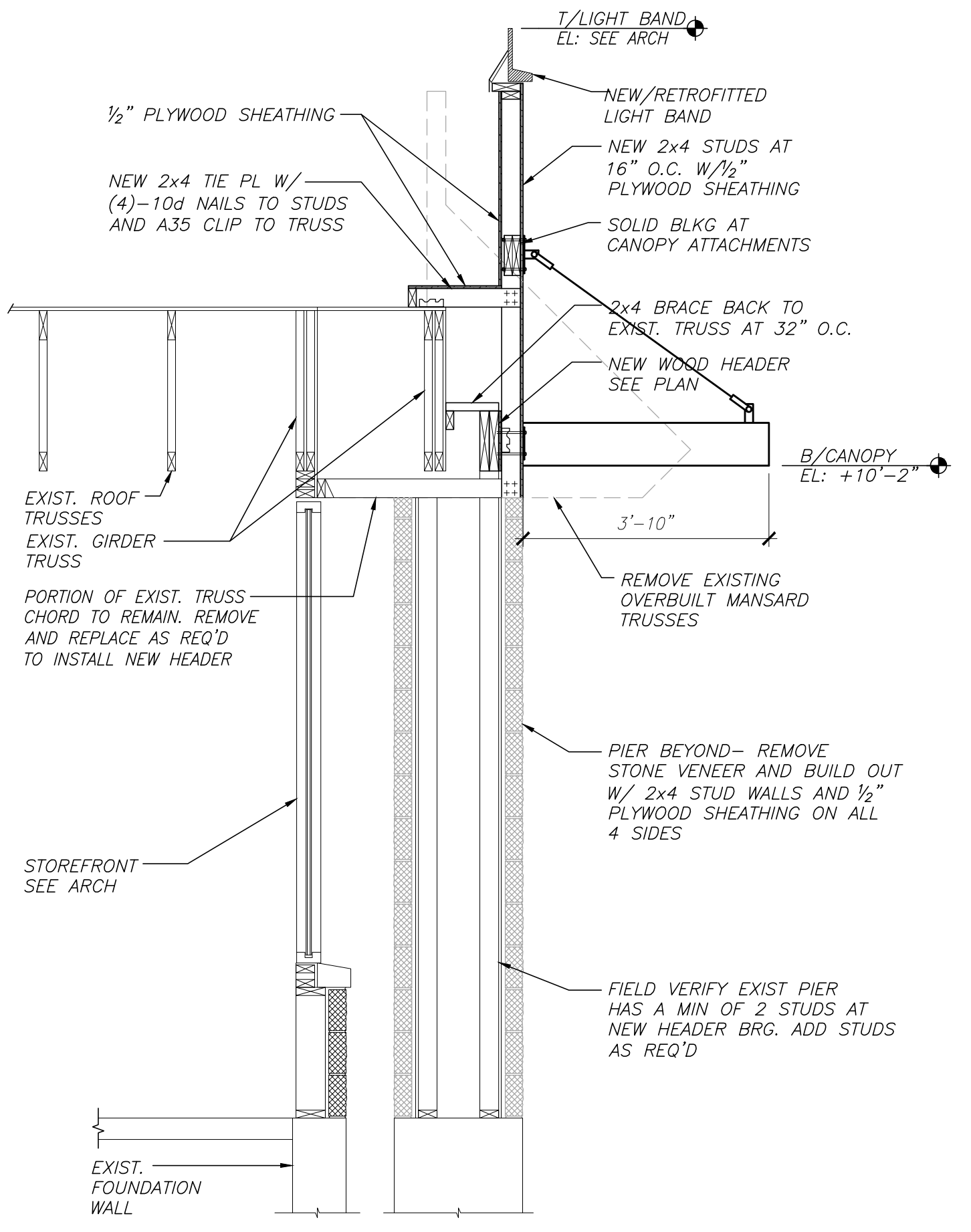
2 TYP. WALL SECTION AT WINDOWS
 S2.1



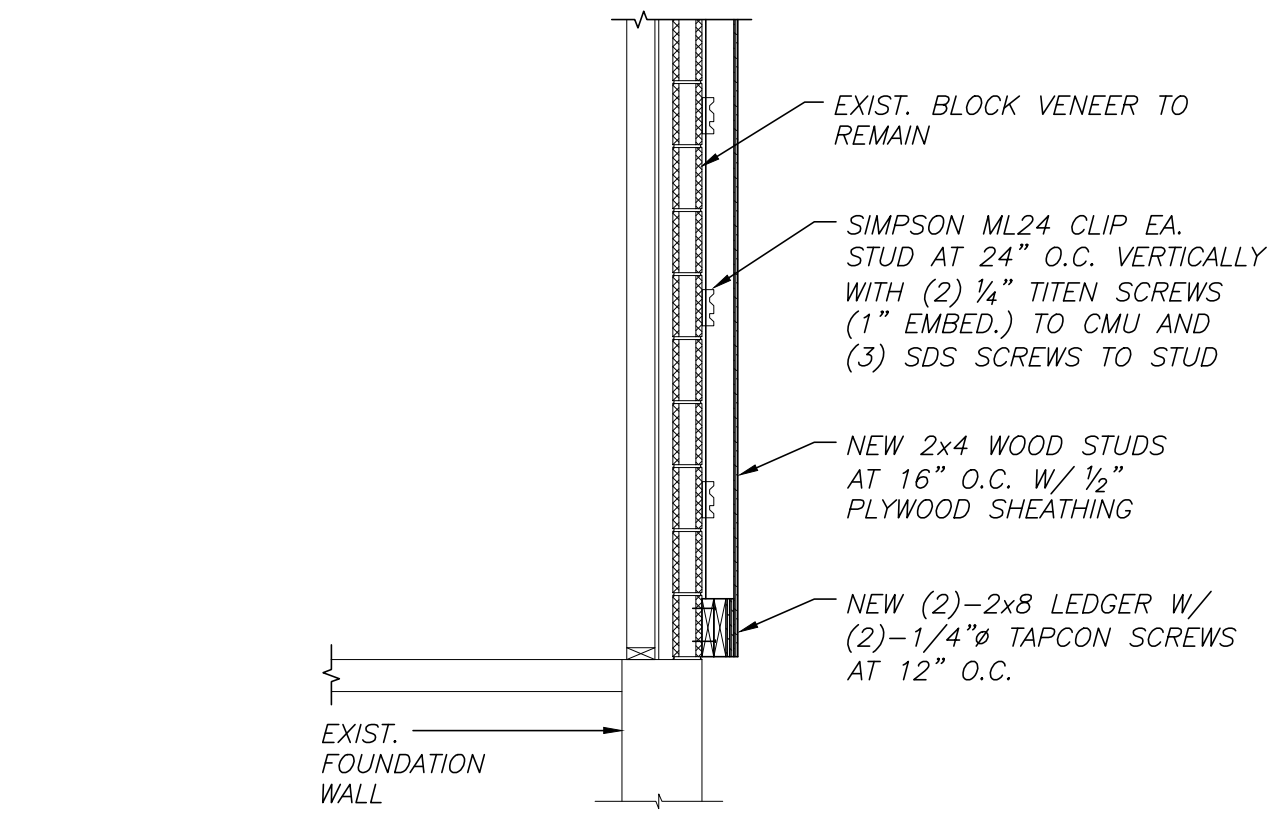
3 WALL SECTION AT DRIVE-THRU
 S2.1



4 WALL SECTION AT TOWER
 S2.1



5 WALL SECTION AT FRONT WALL
 S2.1



6 WALL SECTION AT TOWER PROJECTION
 S2.1

| LIGHT FIXTURE SCHEDULE | | | | |
|------------------------|--------------|---|---------|---|
| TYPE | MANUFACTURER | CATALOG NO. | WATTAGE | REMARKS |
| A | NAUTICAL | BK304 & SP305-18-600-927-03 SHAKER PENDANT LAMP, LED EDISON STYLE 10 WATT | 10 | PROVIDED BY OWNER, GC INSTALLED SEE DECOR ID DRAWINGS FOR EXACT LOCATIONS AND MOUNTING HEIGHTS |
| B | NAUTICAL | BK305 & LED 8W EDISON INCANDESCENT LED CLEAR ANTIQUE STYLE 8 WATT BRONZE CAGE PENDANT LIGHT | 6 | PROVIDED BY OWNER, GC INSTALLED SEE DECOR ID DRAWINGS FOR EXACT LOCATIONS AND MOUNTING HEIGHTS |
| C4 | | LB4A 6L 30K 9 WH / IBXQL | 9 | 4" DIA. RECESSED DOWN LIGHT, WHITE FINISH PROVIDED BY OWNER, GC INSTALLED |
| D4 | | LB4A 6L 30K 9 WH / IBXQL | 9 | 4" DIA. ADJUSTABLE RECESSED WALL WASHER PROVIDED BY OWNER, GC INSTALLED |
| G | | SP34378 2B-930F ISSN 2" LED ROUND DOWN LIGHT | 11 | RECESSED DOWN LIGHT AT TRELLIS SOFFIT PROVIDED BY OWNER, GC INSTALLED SEE DECOR ID DRAWINGS FOR EXACT LOCATIONS |
| L | | RWSC30LED-WD-PS-MT (UP/DOWN) | 30 | SURFACE MOUNTED EXTERIOR WALL SCONCE BOTTOM OF L LIGHT @ 9'-0" A.F.F. PROVIDED BY OWNER, GC INSTALLED |
| LD | | RWSC30LED-UP-PS-MT (DOWN ONLY) | 30 | MOUNTED INSIDE CANOPIES PROVIDED BY OWNER, GC INSTALLED |
| N | | WGH-1LUJ-M | 41 | PERMALU LED EXTERIOR WALLPACK PROVIDED BY OWNER, GC INSTALLED |
| EM | | CU2 | 0.56 | EMERGENCY LIGHT PROVIDED BY OWNER, GC INSTALLED |
| EX | | CCRRC | 3.56 | LED COMBINATION EXIT/EMERGENCY LIGHT PROVIDED BY OWNER, GC INSTALLED |
| ORH | | CORD | 2 | LED DOUBLE HEAD OUTDOOR REMOTE WBASE PROVIDED BY OWNER, GC INSTALLED |
| S | | LED DOWNLIGHT MODULE WET LOCATION LB6LED10L | 12 | PROVIDED BY OWNER, GC INSTALLED |
| RS-LB | LEKTRON | HLG-240H-24A | 120-140 | TO BE PLACED BETWEEN DRIVE-THRU TOWERS TO BE PLACED AT REAR ELEVATION |

NOTES:

- REFER TO LIGHTING PLAN FOR PROJECT SPECIFIC TYPES & QUANTITIES.
- PENDANT FIXTURES MUST BE CENTERED OVER TABLE TOPS. COORDINATE WITH DECOR DRAWINGS.
- CONTRACTOR TO NOTIFY LIGHTING SUPPLIER OF THE FOLLOWING: ALL FIXTURE TYPES WILL BE REQUIRED TO BE LENSED AT THE SERVICE AREA LOCATION AND OVER THE SELF-SERVE DRINK AREA. ALL FIXTURE TYPES WILL REQUIRE A LENS OR TUBE GUARD AT THOSE LOCATIONS.

GENERAL NOTES

- ALL DIMENSIONS SHOWN ON CEILING PLAN ARE FROM FACE OF WALL FINISH UNLESS NOTED OTHERWISE.
- THE REFERENCE HEIGHTS INDICATED ON PLAN ARE FROM APPROXIMATE FINISH FLOOR (A.F.F.).
- G.C. TO COORDINATE DINING ROOM LIGHTING WITH APPROVED INTERIOR DECOR DRAWINGS.
- CONTRACTOR SHALL VERIFY FIXTURE QUANTITIES AND ALSO MAKE PROPER ADJUSTMENTS FOR ANY CHANGES IN PLAN DUE TO ADDITIONAL REQUIREMENTS, LOCAL CODES, ETC.
- ALL FIXTURES SHALL BE LOCATED IN THE CENTER OF CEILING TILES UNLESS NOTED OTHERWISE.
- REFERENCE INTERIOR DECOR SHEETS FOR FINISH SPECIFICATIONS.
- CONTRACTOR TO COORDINATE PENDANT LIGHT LOCATIONS WITH DECOR SUPPLIER DRAWINGS.

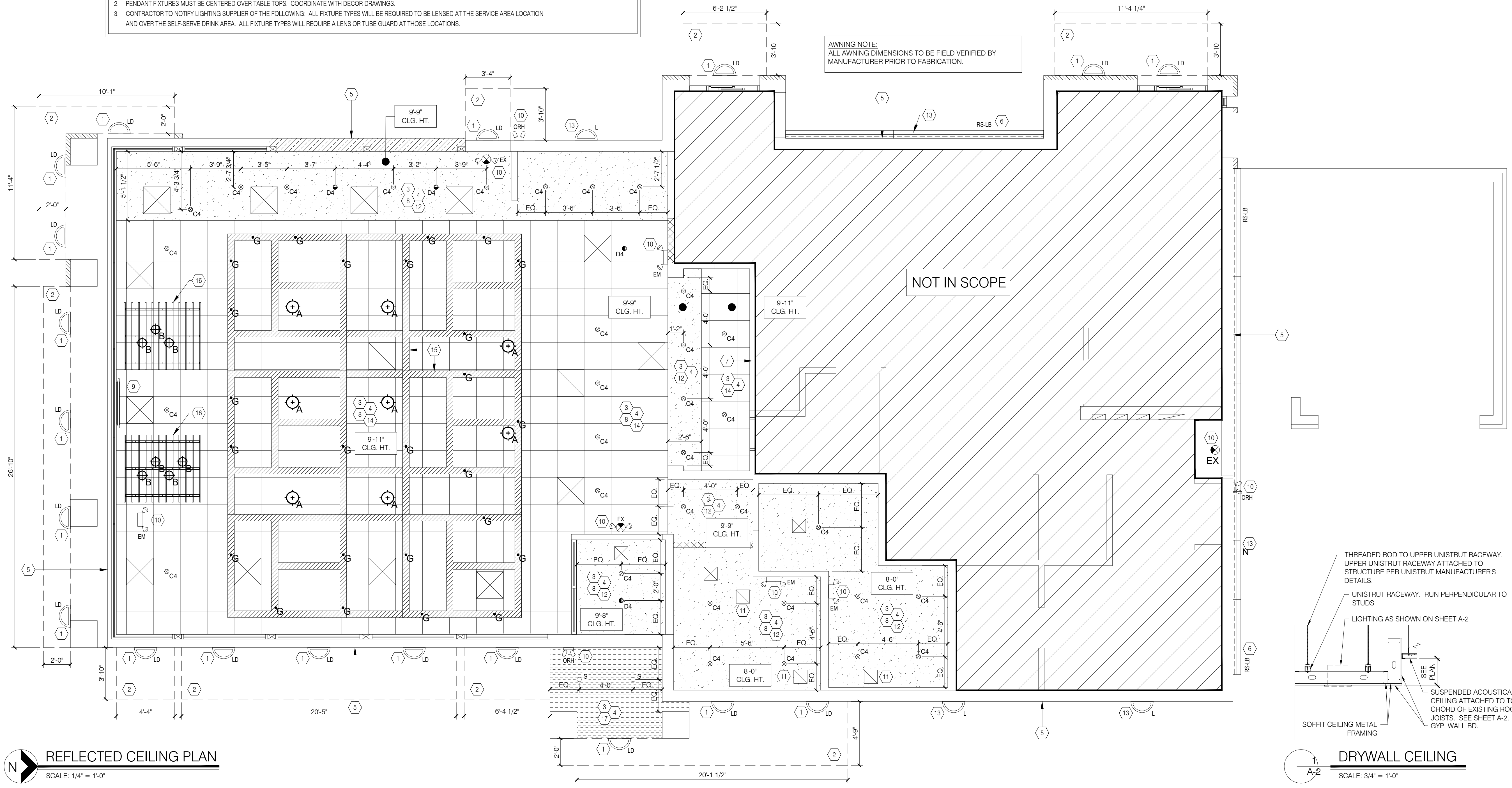
GENERAL CONTRACTOR NOTES

- G.C. TO INSURE THAT ALL HVAC RETURN AIR DUCTS ARE COVERED DURING THE CONSTRUCTION PROCESS TO MINIMIZE CONSTRUCTION DUST FROM ENTERING THE HVAC SYSTEM.
- G.C. TO CHANGE FILTERS AND CLEAN HVAC UNITS AT END OF THE CONSTRUCTION PROJECT.
- G.C. TO INSURE ALL EXTERIOR FIXTURES ARE PROPERLY POWERED. G.C. TO TEST AND MAKE ALL FIXTURE CIRCUITS OPERATIONAL.

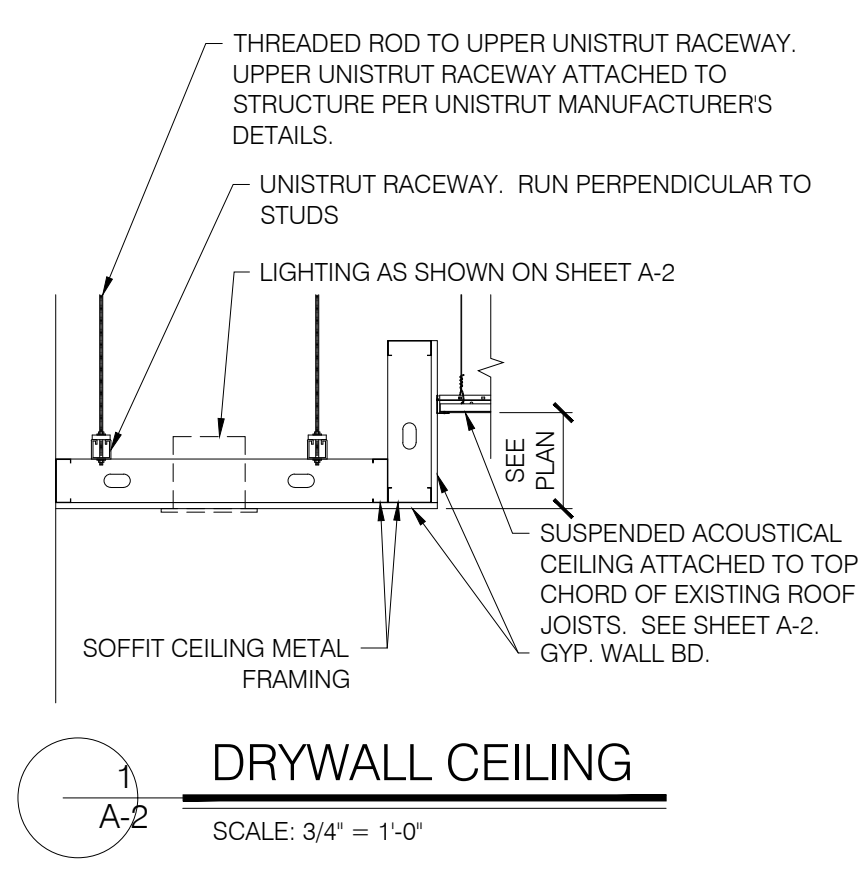
CEILING SYMBOLS LEGEND

| SYMBOL | DESCRIPTION |
|--------|---|
| | SUPPLY AIR DIFFUSERS MANUFACTURER: METALAIRE FINISH: 100% ALUMINUM |
| | RETURN AIR GRILLES MANUFACTURER: METALAIRE FINISH: 100% ALUMINUM |
| | BATHROOM EXHAUST FAN GRILLES MANUFACTURER: METALAIRE FINISH: 100% ALUMINUM |

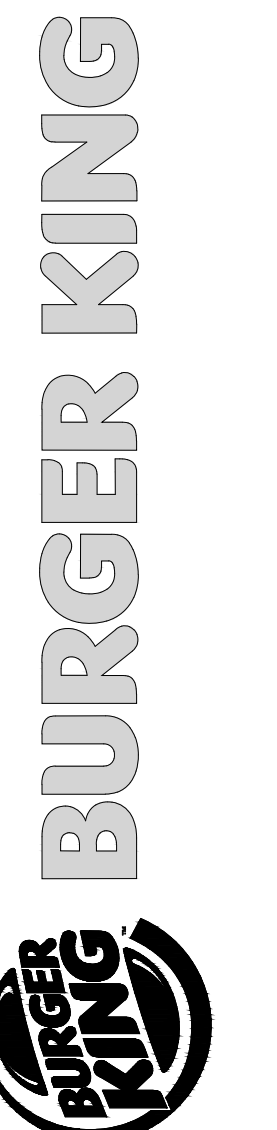
- KEYED NOTES**
- NEW EXTERIOR WALL SCONCE, MOUNTED INSIDE CANOPIES TO REPLACE PREVIOUS MANSARD SOFFIT LIGHTS. CONNECT TO PREVIOUS MANSARD SOFFIT LIGHTING CIRCUIT. VERIFY LOAD ON EXISTING CIRCUIT TO ENSURE CORRECT OVER CURRENT PROTECTION. FIELD VERIFY REQUIREMENTS. FIXTURE IS OWNER SUPPLIED, G.C. INSTALLED.
 - NEW PREFABRICATED METAL AWNING. SEE DETAIL 11/A-5 FOR MORE INFORMATION. ALL AWNING DIMENSIONS TO BE FIELD VERIFIED BY MANUFACTURER PRIOR TO FABRICATION. AWNING IS OWNER SUPPLIED AND INSTALLED.
 - EXTEND EXISTING LIGHTING CIRCUIT TO NEW LIGHT FIXTURES AND CONNECT AS REQUIRED TO CIRCUIT MADE AVAILABLE AFTER REMOVAL OF EXISTING LIGHT FIXTURES. SEE DEMOLITION PLANS FOR ADDITIONAL INFORMATION. VERIFY LOAD ON EXISTING CIRCUIT TO ENSURE CORRECT OVER CURRENT PROTECTION. FIELD VERIFY REQUIREMENTS.
 - NEW LED LIGHT FIXTURES IN DINING, VESTIBULE, SERVICE AREA, & RESTROOMS, SUPPLIED BY OWNER, INSTALLED BY G.C. PROVIDE NEW DOWN LIGHTS AS INDICATED. CONNECT TO EXISTING LIGHTING CIRCUIT AS REQUIRED. VERIFY LOAD ON EXISTING CIRCUIT TO ENSURE CORRECT OVER-CURRENT PROTECTION. FIELD VERIFY REQUIREMENTS.
 - NEW LED LIGHT BAND ON EXTERIOR FACADE. SEE EXTERIOR ELEVATIONS AND DETAIL 1/A-5 FOR MORE INFORMATION. OWNER TO PROVIDE AND INSTALL. E.C. TO PROVIDE POWER TO LIGHT BAND TRANSFORMERS.
 - RACING STRIPE LIGHTBAND (WALL WASH LIGHTBAND WITH CONTINUOUS LED ELEMENT). SEE LEKTRON SPEC SHEET AND INSTALLATION GUIDE. LIGHTBAND IS OWNER SUPPLIED, G.C. INSTALLED.
 - EXISTING MENU BOARD SOFFIT/BULKHEAD TO BE RE-FINISHED. SEE DECOR DRAWINGS FOR MORE INFORMATION.
 - EXISTING DIFFUSERS TO BE REPLACED THROUGHOUT DINING AREA, VESTIBULES, SERVICE AREA & RESTROOMS. ADJUST LOCATIONS AS NECESSARY FOR NEW WALLS, CEILINGS, ETC. EXISTING AIR DEVICES IN SEATING AREA TO BE REMOVED AND REPLACED WITH NEW AIR DEVICES OF SAME TYPE. MAINTAIN EXISTING CFM AND RECONNECT TO EXISTING DUCTWORK. ADD DUCT EXTENSION, HVAC SUPPLY AND DIFFUSER TO NEW VESTIBULES IF REQUIRED. GC TO ASSURE THAT PROPER HEATING/COOLING IS PROVIDED IN VESTIBULES, AND BOTH MEN'S & WOMEN'S RESTROOMS.
 - NEW TV, PROVIDED & INSTALLED BY OWNER. SEE ELECTRICAL SHEETS AND DECOR SHEETS. E.C. TO PROVIDE ROUGH-IN AND FINAL CONNECTION FOR NEW TV. FIELD VERIFY DEVICE TYPE, MOUNTING HEIGHT, AND LOCATION WITH OWNER PRIOR TO ROUGH-IN. FIELD VERIFY ALL REQUIREMENTS.
 - NEW EXIT SIGNS & EMERGENCY LIGHTS THROUGHOUT TO REPLACE EXISTING. E.C. TO VERIFY EXISTING EXIT AND EMERGENCY EGRESS LIGHTING MEETS CURRENT ELECTRIC CODE. IF EXISTING FIXTURES DO NOT MEET CODE, E.C. SHALL FURNISH AND INSTALL NEW FIXTURES TO MEET CURRENT CODE REQUIREMENTS. NEW FIXTURES SHALL BE CONNECTED TO EXISTING CIRCUITRY.
 - E.C. TO SUPPLY & INSTALL. NEW EXHAUST FAN, CONNECT TO EXISTING CIRCUIT. FIELD VERIFY REQUIREMENTS. COORDINATE WITH MECHANICAL CONTRACTOR.
 - NEW GYP. BOARD CEILING TO BE PAINTED. SEE DECOR DRAWINGS FOR MORE INFORMATION. PATCH/REPAIR EXISTING ADJACENT WALLS AS REQUIRED FOR NEW CEILING.
 - NEW EXTERIOR WALL SCONCE/WALL PACK TO REPLACE PREVIOUS WALL PACK/MANSARD SOFFIT LIGHTS. CONNECT TO PREVIOUS WALL PACK/MANSARD SOFFIT LIGHTING CIRCUIT. VERIFY LOAD ON EXISTING CIRCUIT TO ENSURE CORRECT OVER CURRENT PROTECTION. FIELD VERIFY REQUIREMENTS. LIGHTING IS OWNER SUPPLIED, G.C. INSTALLED.
 - REPLACE CEILING TILES AND CEILING GRID IN DINING AREA AND SERVICE AREA. NEW CEILING TILES & GRID PER SPEC ON DECOR DRAWINGS.
 - LOW PROFILE TRELLIS SOFFIT BY SEATING CONCEPTS. HUNG BY G.C. TRELLIS SOFFIT TO BE ATTACHED TO TOP CHORD OF EXISTING ROOF TRUSSES WITH UNISTRUT. SEE ID DRAWINGS FOR ADDITIONAL INFORMATION.
 - PERGOLA SOFFIT BY SEATING CONCEPTS. HUNG BY G.C. PERGOLA SOFFIT TO BE ATTACHED TO TOP CHORD OF EXISTING ROOF TRUSSES WITH UNISTRUT. SEE ID DRAWINGS FOR ADDITIONAL INFORMATION.
 - EXTERIOR SOFFIT ABOVE ENTRY TO BE HARDIESOFFIT VENTED SMOOTH PANELS. COLOR: CEDAR BARK



REFLECTED CEILING PLAN
SCALE: 1/4" = 1'-0"



DRYWALL CEILING
SCALE: 3/4" = 1'-0"



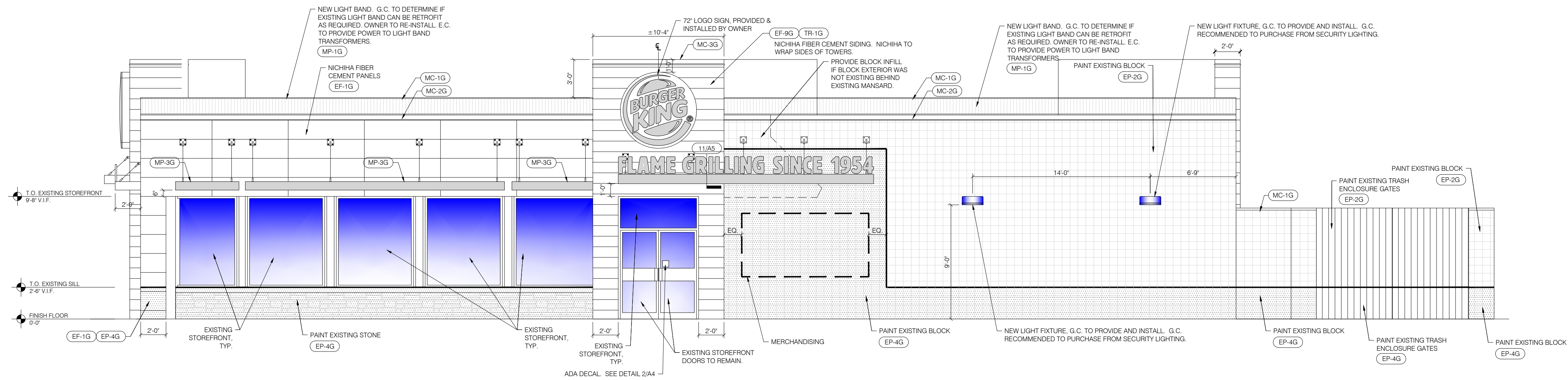
ISSUE DATES / REVISIONS

| NO. | DESCRIPTION | DATE |
|-----|------------------|-----------|
| - | PERMIT / BID SET | 4.14.2021 |

DRAWN BY: J. THORSTENSON
 CHECKED BY: M. VALENTINI
 PROJECT NO: 21005

BURGER KING
STORE #551
1313 28TH ST. SW
WYOMING, MI 49509

CEILING PLAN & DETAILS



1
 A-4
 EAST ELEVATION
 SCALE: 3/16" = 1'-0"

SIGN INSTALLER TO APPLY FOR SEPARATE PERMIT FOR ALL EXTERIOR SIGNAGE

| EXTERIOR FINISH SCHEDULE | | | | | | | |
|--------------------------|------------------------------|-------------------------------|---|---|---|---------------------------------|--|
| CODE | MATERIAL | LOCATION | MANUFACTURER | DESCRIPTION | | DIMENSION | ADDITIONAL INFORMATION |
| | | | | PRODUCT | COLOR | | |
| ECT-1G | EXTERIOR CERAMIC TILE | ACCENT AT BUILDING FRONT | GRANITE FIANDRE/EUROWEST | SENSIBLE STONE ED5052 (USE WITH EGR-4G) | RED NATURAL STACKED BOND PATTERN | 12" X 24" | CONTACT: JOY DETER AT EUROWEST PHONE: 714.309.9551 CONTACT: JOY KLEIN AT TRANS CERAMICA EMAIL: JKLEIN@TRANSCERAMICA.COM PHONE: 813.334.3302 |
| EF-1G | FIBER CEMENT SIDING PANELS | GENERAL | NICHIHA FIBER CEMENT | NICHIHA TUFFBLOCK | PREPAINTED TO MATCH EP-2G PPG "DESSERT DUNE" STACKED BOND PATTERN | 18" X 6' | CONTACT: NICHIHA CUSTOMER SERVICE 770.805.9466 EMAIL: BK@NICHIHA.COM NOTE: INSTALL PER MANUFACTURER'S SPECIFICATIONS VERTICAL APPLICATIONS ONLY (NOT FOR USE ON SOFFITS) |
| EF-9G | EXTERIOR FINISH FIBER CEMENT | EXTERIOR SIGN ARCHONS | NICHIHA FIBER CEMENT | VINTAGE WOOD EF762 | CEDAR | 18" X 10' | CONTACT: NICHIHA CUSTOMER SERVICE 770.805.9466 EMAIL: BK@NICHIHA.COM NOTE: INSTALL PER MANUFACTURER'S SPECIFICATIONS. VERTICAL SEAMS SHALL BE MINIMIZED. ALL SPANS OF 10' OR MORE SHALL HAVE VERTICAL CAULKED SEAMS ALIGNED IN THE CENTER OF THE ARCHON. SEAMS TO BE CAULKED WITH EC-1G OR USE "H-MOLD" FACTORY TRIMS. ALL TRIMS SHALL BE FACTORY PAINTED TO MATCH PANELS. VERTICAL APPLICATIONS ONLY (NOT FOR USE ON SOFFITS) |
| TR-1G | ALUMINUM TRIMS | | | | | | |
| EC-1G | EXTERIOR CAULK | | ADSEAL PRODUCTS | ADSEAL 458-63 | "VINTAGE WOOD CEDAR" | | CONTACT: MATT KLINGE AT ADFAST 314.753.0964 MATT.KLINGE@ADFASFCORP.COM NOTE: USE WITH EF-9G |
| EP-2G | EXTERIOR PAINT | EXTERIOR GENERAL | PPG | PRIMER: 17-921 PAINT: 6-2045XI | "DESERT DUNE" 1023-4 = "TANNERS TALUPE" PPG1023-4 | | CONTACT: KEVIN LASTACY @ PPG CORPORATE NATIONAL ACCOUNTS MANAGER 616.335.3259 EMAIL: KLASTACY@PPG.COM |
| EP-4G | EXTERIOR PAINT | EXTERIOR WAINSCOT | | PRIMER: 17-921 PAINT: 6-2045XI | "GRANITE" 1022-6 = "MONTERREY CLIFFS" 10YY 14/080 | | |
| EP-8BG | EXTERIOR PAINT | METAL COPING AT ARCHON TOWERS | | PRIMER: 17-921 PAINT: 6-2045XI | "CARAVEL BROWN" 1079-6 = "CEDAR" CUSTOM FORMULA | | |
| EXT-1G | EXTERIOR PAINT | POLES & SIGNS | | PRIMER: 90-712 PAINT: 90-353 | BLACK | | |
| EGR-4G | GROUT | CERAMIC TILE | | CUSTOM BUILDING PRODUCTS | POLYBLEND SANDED (USE WITH ECT-1G) | #335 WINTER GRAY | |
| MC-1G | METAL COPING | TOP OF LIGHT BAND WALL CAP | W.P. HICKMAN SYSTEMS, INC. | PERMA SNAP PLUS | A-30 "SILVERSMITH" | | CONTACT: W.P. HICKMAN COMPANY PHONE: 828.676.1700 WEBSITE: WWW.WPH.COM |
| MC-2G | METAL COPING | BELOW LIGHT BAND | | | FACTORY FINISH TO MATCH EP-2G PPG "TANNERS TALUPE" | | |
| MC-3G | METAL COPING | TOP OF ARCHON | | | COPING TO BE PAINTED EP-8G PPG "CEDAR" | | |
| MP-1G | PARAPET LIGHT BAND | | LEKTRON *SEE APPROVED SIGN SUPPLIERS | LED LIGHT BAND | | *SEE PLANS | PRODUCT INFORMATION: CONTACT: KEVIN RUBOTTOM AT LEKTRON PHONE: 800.634.4059 OR 918.622.4978, EXT. 302 EMAIL: JFITZWILSON@LEKTRONINC.COM |
| MP-3G | METAL CANOPY | ABOVE DOORS & WINDOWS | *SEE APPROVED CANOPY SUPPLIERS | CUSTOM METAL CANOPY | COLOR: CLEAR ANODIZED | *SEE PLANS | OWNER SUPPLIED, OWNER INSTALLED; ALL AWNING DIMENSIONS TO BE FIELD VERIFIED BY MANUFACTURER PRIOR TO FABRICATION. |
| RS-LB | RACING STRIPE LIGHTBAND | WALL MOUNTED | LEKTRON | WALL MOUNTED/WALL WASH LIGHTBAND WITH CONTINUOUS LED ELEMENT *SEE LEKTRON 'RS SPEC SHEET' & RACING STRIPE INSTALLATION GUIDE | COLOR: GRAY (CLEAR ANODIZED APPEARANCE) | 7" DEEP X 8" WIDE IN 8 SECTIONS | PRODUCT INFORMATION: CONTACT: JOHN FITZWILSON AT LEKTRON PHONE: 800.634.4059 OR 918.622.4978, EXT. 302 EMAIL: JFITZWILSON@LEKTRONINC.COM |



ROOF NOTES:
 G.C. TO PROTECT EXISTING ROOF DURING CONSTRUCTION. PATCH AS REQUIRED AT AREAS OF NEW PARAPET TIE INS.

G.C. TO VERIFY EXISTING ROOF DRAINAGE AND ASSURE EXISTING ROOF DRAINAGE IS SUFFICIENT AND FULLY OPERATING. NOTIFY ARCHITECT IMMEDIATELY IF EXISTING NEEDS MODIFICATION OR IS INSUFFICIENT.

- GENERAL NOTES**
- G.C. TO INSURE ALL EXISTING ROOF DRAINS ARE CLEAR AND PROPERLY CONNECTED.
 - LIGHTING IS SUPPLIED AND INSTALLED BY G.C. AWNINGS & LIGHT BANDS ARE OWNER SUPPLIED & INSTALLED. E.C. TO PROVIDE POWER TO LIGHT BAND TRANSFORMERS.
 - SEE SHEET A-5 FOR NEW EXTERIOR FINISH DETAILS.
 - ALL AWNING DIMENSIONS TO BE FIELD VERIFIED PRIOR TO FABRICATION.
 - SIGNS ARE OWNER SUPPLIED & INSTALLED. SIGNS WILL BE APPLIED FOR UNDER SEPARATE PERMIT BY THE SIGN MANUFACTURER / INSTALLER.
 - G.C. TO INSURE ALL EXTERIOR FIXTURES ARE PROPERLY POWERED. G.C. TO TEST AND MAKE ALL FIXTURE CIRCUITS OPERATIONAL.
 - G.C. RESPONSIBLE FOR CONDITION OF ANY EXISTING DOORS TO REMAIN DURING THE REMODEL PROCESS.
 - G.C. TO VERIFY PROPER ROOF DRAINAGE - MODIFY AS REQUIRED.

BURGER KING

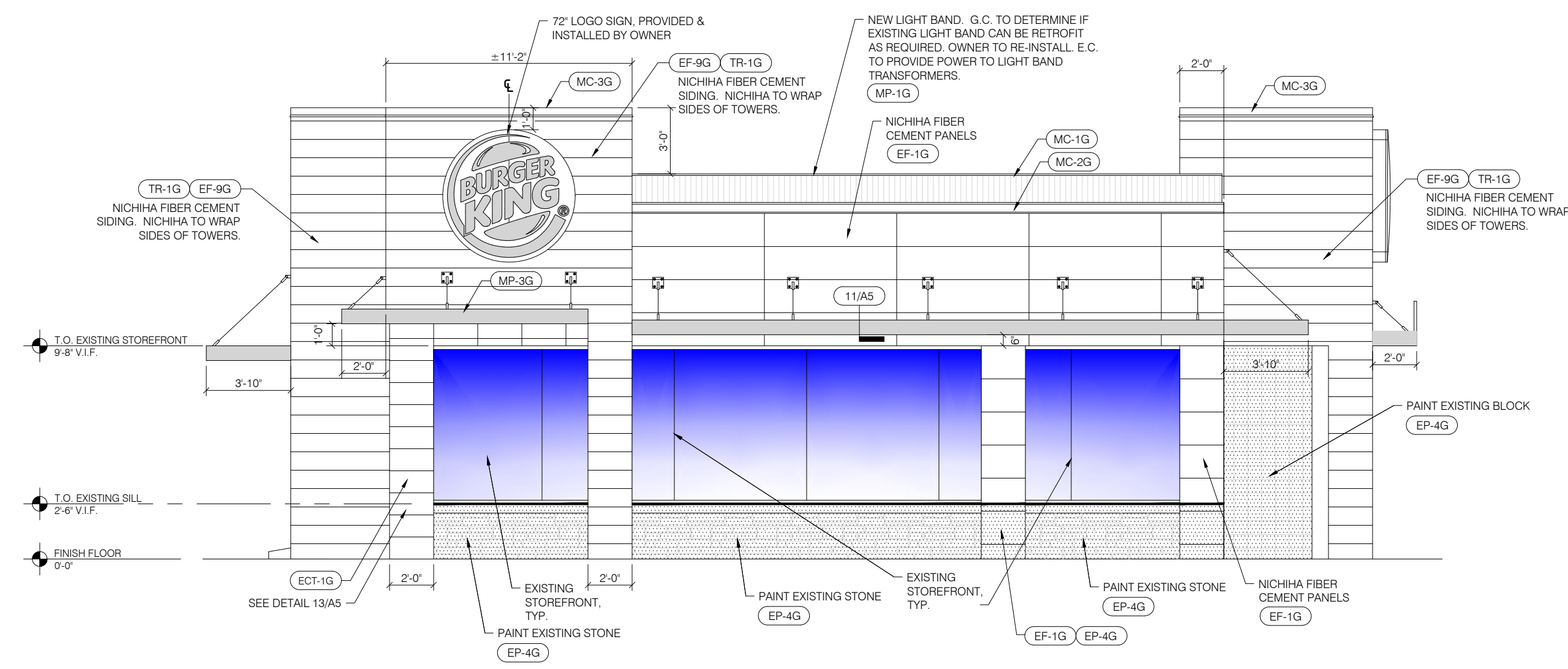


| ISSUE DATES / REVISIONS | | |
|-------------------------|------------------|-----------|
| NO. | DESCRIPTION | DATE |
| - | PERMIT / BID SET | 4.14.2021 |
| | | |
| | | |
| | | |

© MRV ARCHITECTS, INC. 2018
 THESE DOCUMENTS ARE THE PROPERTY OF MRV ARCHITECTS, INC. & MAY NOT BE REPRODUCED, COPIED OR REPRODUCED WITHOUT WRITTEN PERMISSION FROM THE AUTHOR.
 DRAWN BY: J. THORSTENSON
 CHECKED BY: M. VALENTINI
 PROJECT NO: 21005

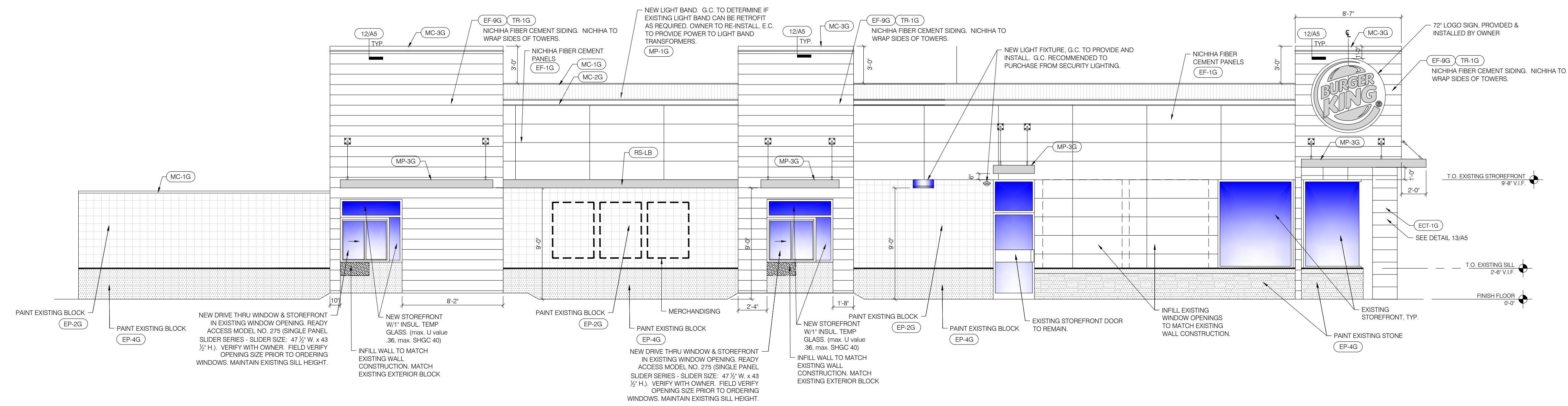
BURGER KING
 STORE #551
 1313 28TH ST. SW
 WYOMING, MI 49509

PROPOSED EXTERIOR ELEVATIONS

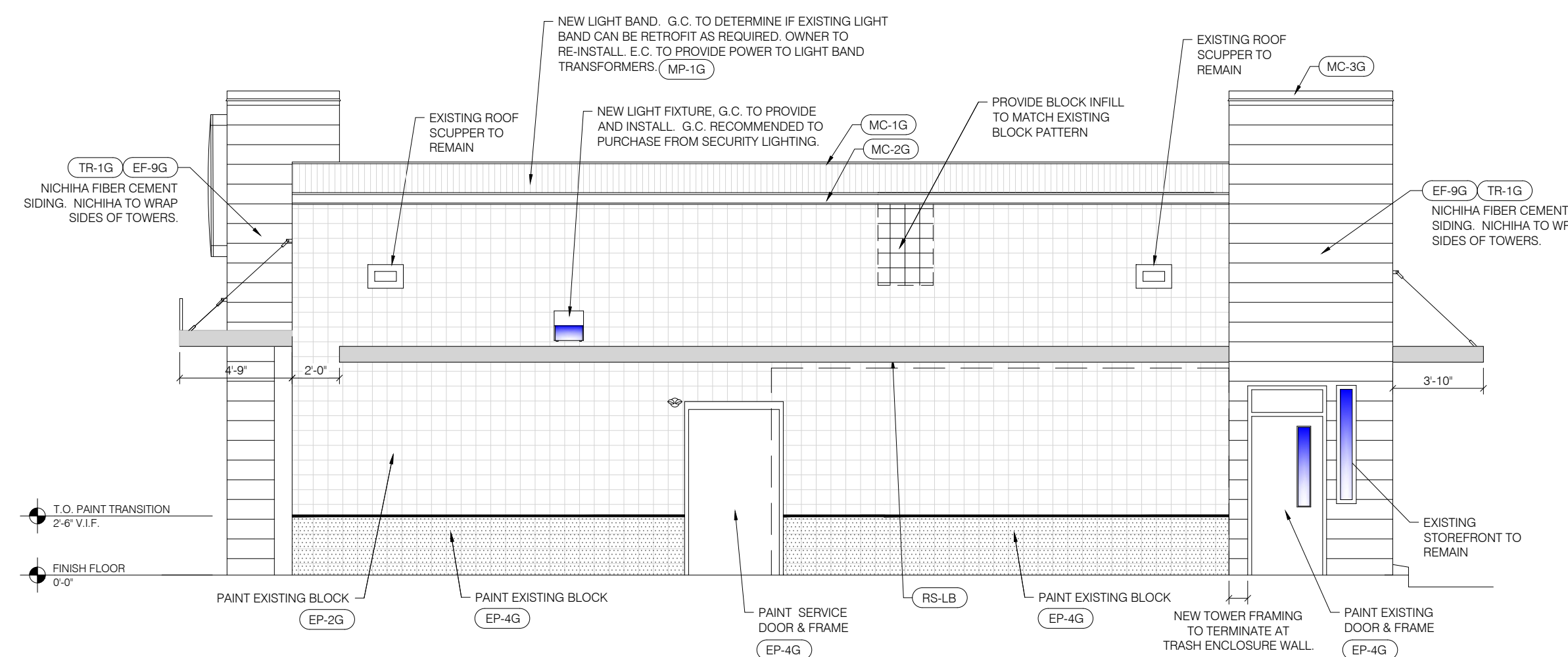


1 SOUTH ELEVATION
A-4.1 SCALE: 3/16" = 1'-0"

SIGN INSTALLER TO APPLY FOR SEPARATE PERMIT FOR ALL EXTERIOR SIGNAGE



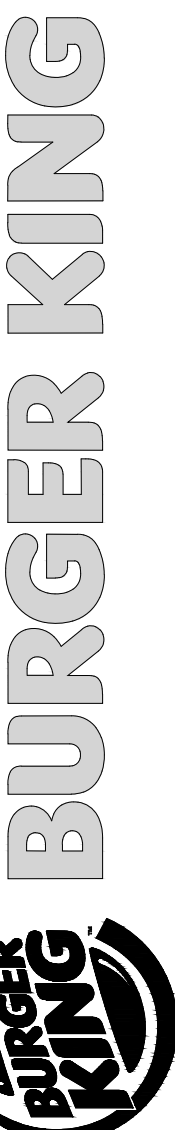
2 WEST ELEVATION
A-4.1 SCALE: 3/16" = 1'-0"



3 NORTH ELEVATION
A-4.1 SCALE: 1/4" = 1'-0"

GENERAL NOTES

- G.C. TO INSURE ALL EXISTING ROOF DRAINS ARE CLEAR AND PROPERLY CONNECTED.
- LIGHTING IS SUPPLIED AND INSTALLED BY G.C. AWNINGS & LIGHT BANDS ARE OWNER SUPPLIED & INSTALLED. E.C. TO PROVIDE POWER TO LIGHT BAND TRANSFORMERS.
- SEE SHEET A-5 FOR NEW EXTERIOR FINISH DETAILS.
- ALL AWNING DIMENSIONS TO BE FIELD VERIFIED PRIOR TO FABRICATION.
- SIGNS ARE OWNER SUPPLIED & INSTALLED. SIGNS WILL BE APPLIED FOR UNDER SEPARATE PERMIT BY THE SIGN MANUFACTURER / INSTALLER.
- G.C. TO INSURE ALL EXTERIOR FIXTURES ARE PROPERLY POWERED. G.C. TO TEST AND MAKE ALL FIXTURE CIRCUITS OPERATIONAL.
- G.C. RESPONSIBLE FOR CONDITION OF ANY EXISTING DOORS TO REMAIN DURING THE REMODEL PROCESS.
- G.C. TO VERIFY PROPER ROOF DRAINAGE - MODIFY AS REQUIRED.



ISSUE DATES / REVISIONS

| NO. | DESCRIPTION | DATE |
|-----|------------------|-----------|
| - | PERMIT / BID SET | 4.14.2021 |
| 1 | | |
| 2 | | |
| 3 | | |
| 4 | | |
| 5 | | |
| 6 | | |
| 7 | | |
| 8 | | |

BURGER KING
STORE #551
1313 28TH ST. SW
WYOMING, MI 49509

PROPOSED EXTERIOR ELEVATIONS

SHEET

A-4.1

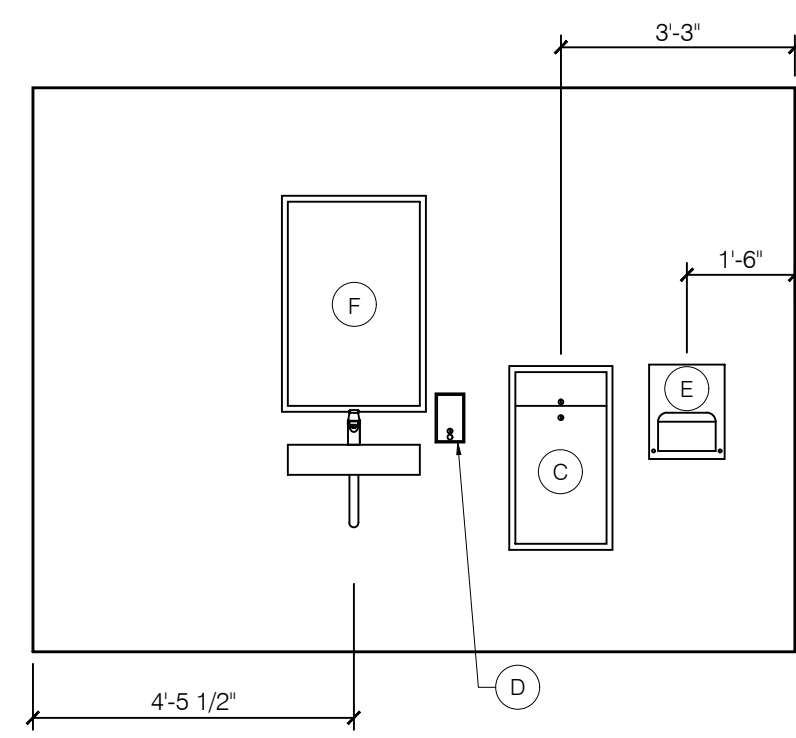
FIVE OF NINE

| TOILET EQUIPMENT SCHEDULE | | | | |
|---------------------------|--------------------------|--|----------------------------------|--|
| ITEM NO. | ITEM | MANUF. & # | MOUNTING HEIGHT | REMARKS |
| (A) | VERTICAL GRAB BAR | BOBRICK 250 LBF. MIN. | 39"-41" A.F.F. NOTE C | PEENED GRIP, POLISHED ENDS |
| (B) | TOILET TISSUE DISPENSER | BOBRICK B-6997 | 24" A.F.F. NOTE C, D | RECESSED |
| (C) | WASTE RECEPTACLE | BOBRICK MODEL B-3644 | 41-45" MAX. A.F.F. NOTE C | RECESSED |
| (D) | SOAP DISPENSER | SUPPLIED BY ECOLAB | SEE NOTE A, C | SEE NATIONAL ACCOUNTS |
| (E) | HAND DRYER | ASI #0134 | SEE NOTE A, C | RECESSED OR APPROVED EQUAL |
| (F) | MIRROR | MODEL#B-165-2436 (24X36) | 40" A.F.F. TO BOTTOM, SEE NOTE C | BOBRICK THEFT RESISTANT SCREWS/APPROVED EQUIV. |
| (G) | SANITARY NAPKIN DISPOSAL | BOBRICK CONTRA B-270 | | WOMEN'S ROOM ONLY |
| (H) | COAT HOOK (ACCESSIBLE) | BOBRICK MODEL B-6717 | 48" A.F.F. | DOOR MOUNTED |
| (I) | 36" HORIZONTAL GRAB BAR | BOBRICK 250 LBF. MIN. | 33"-36" A.F.F. NOTE C | PEENED GRIP, POLISHED ENDS |
| (J) | 42" HORIZONTAL GRAB BAR | BOBRICK 250 LBF. MIN. | 33"-36" A.F.F. NOTE C | PEENED GRIP, POLISHED ENDS |
| (K) | PARTITION | HJC STAINLESS STEEL TEXTURED - FLUSHLITE | SEE NOTE B, C, E | STAINLESS STEEL TEXTURED |

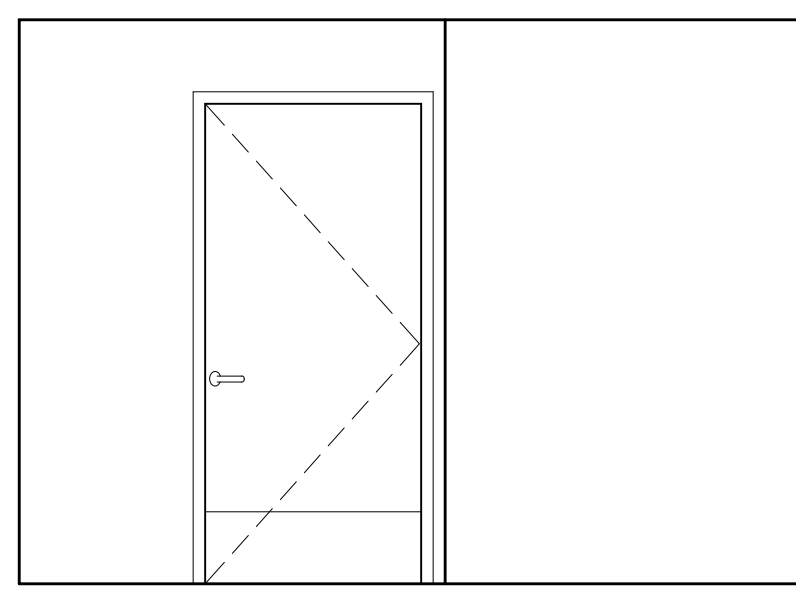
NOTE A: OPERATING CONTROLS OF ALL HAND DRYERS, SOAP DISPENSERS AND MULTI PURPOSE UNITS TO BE 42" A.F.F.
 NOTE B: G.C. TO FIELD VERIFY ALL SIZES.
 NOTE C: PROVIDE BLOCKING FOR ALL WALL MOUNTED FIXTURES AND ACCESSORIES.
 NOTE D: TOILET TISSUE & PAPER TOWEL DISPENSERS SUPPLIED FREE FROM LOCAL DCP, INSTALLED BY G.C.
 NOTE E: STAINLESS STEEL, TEXTURED TOILET PARTITIONS BY HJC (HAINES, JONES & CADBURY LLC), CONTACT BARRY BRYANT
 EMAIL: BARRY.BRYANT@HJCINC.COM PH: 800-459-7099.
 NOTE F: ACCESSIBLE TOILET COMPARTMENT DOOR HARDWARE TO BE CENTERED BETWEEN 34"-48" A.F.F. INSIDE AND OUTSIDE OF THE ACCESSIBLE COMPARTMENT DOOR TO BE EQUIPPED WITH A LOOP OR U-SHAPED HANDLE.

- NOTES:**
- SEE 10/A6 FOR ACCESSIBLE MOUNTING HEIGHTS.
 - LAVATORY MIRRORS TO BE MOUNTED SO THAT REFLECTING SURFACE IS 40" MAX. ABOVE THE FLOOR.
 - HOT WATER AND DRAIN PIPES EXPOSED UNDER SINK MUST BE INSULATED TO PROTECT AGAINST CONTACT.
 - PROVIDE FIRE TREATED WOOD BLOCKING AT ALL GRAB BAR LOCATIONS.
 - VERIFY ALL ACCESSORIES WITH OWNER.
 - SEE DECOR SHEETS FOR FINISHES.

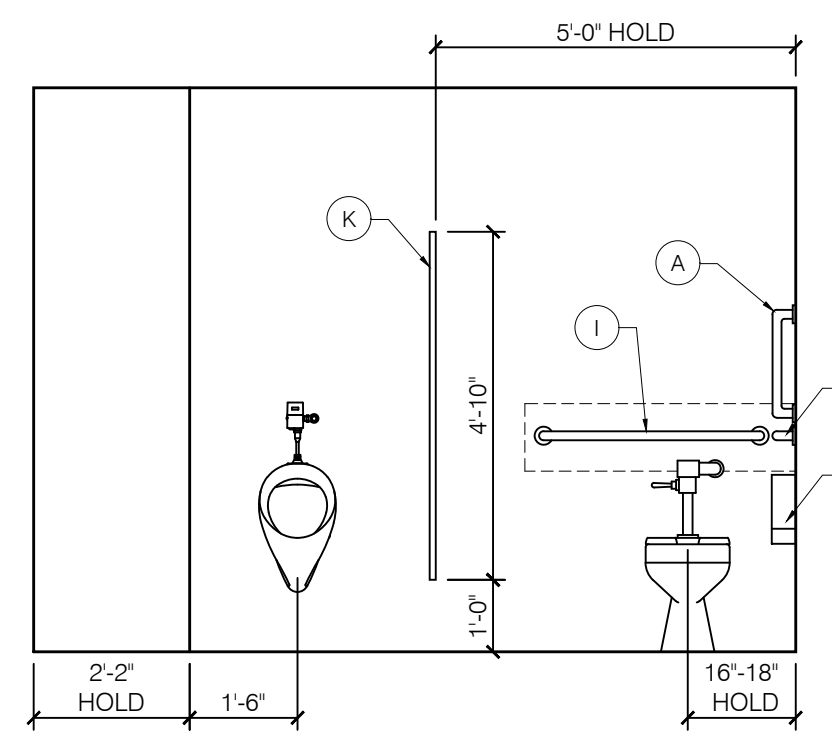
SEE FINAL/APPROVED DECOR PLANS BY DECOR VENDOR FOR FINAL FINISHES & DECOR



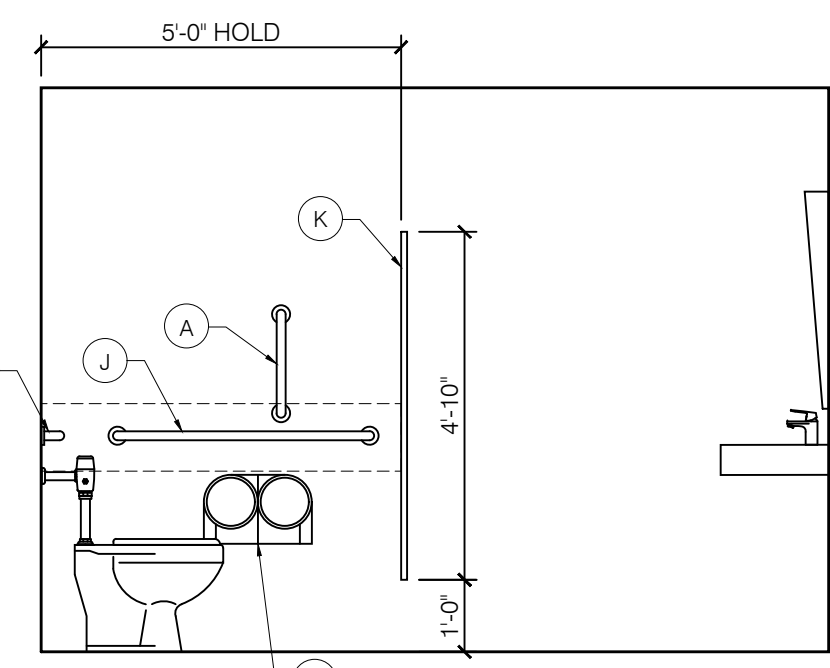
1 BATHROOM ELEVATION
 A-6 SCALE: 3/8" = 1'-0"



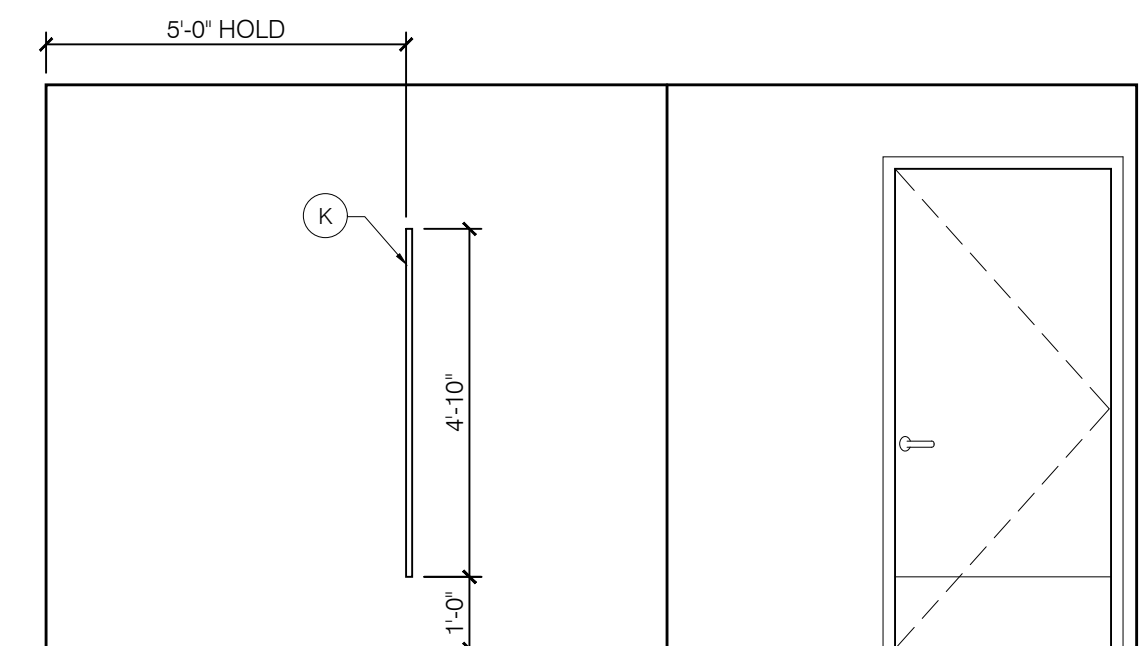
2 BATHROOM ELEVATION
 A-6 SCALE: 3/8" = 1'-0"



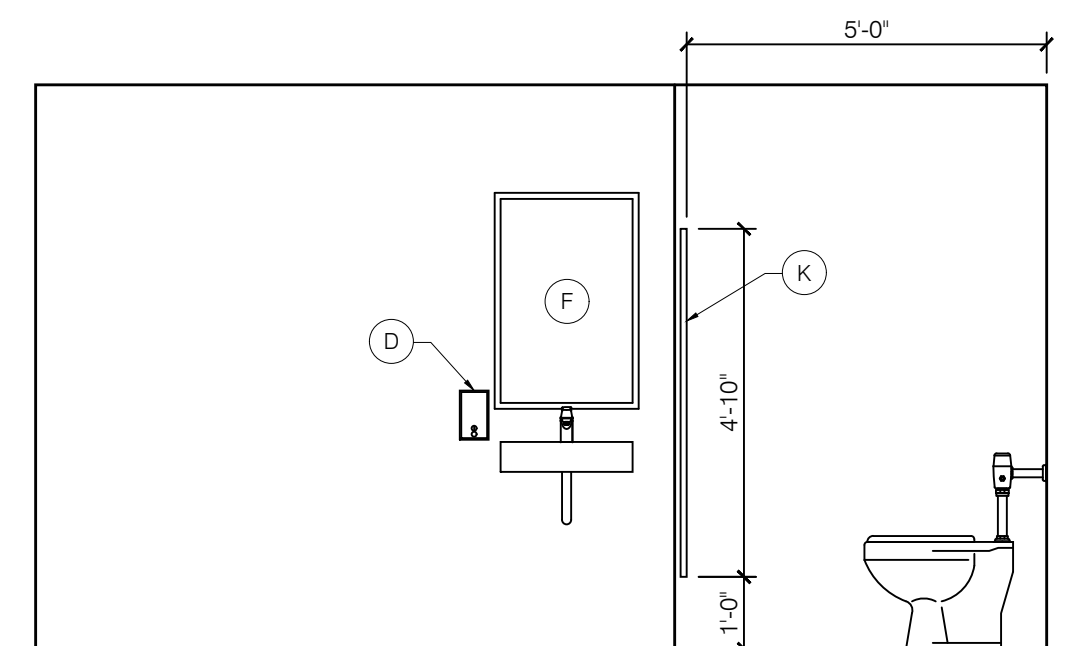
3 BATHROOM ELEVATION
 A-6 SCALE: 3/8" = 1'-0"



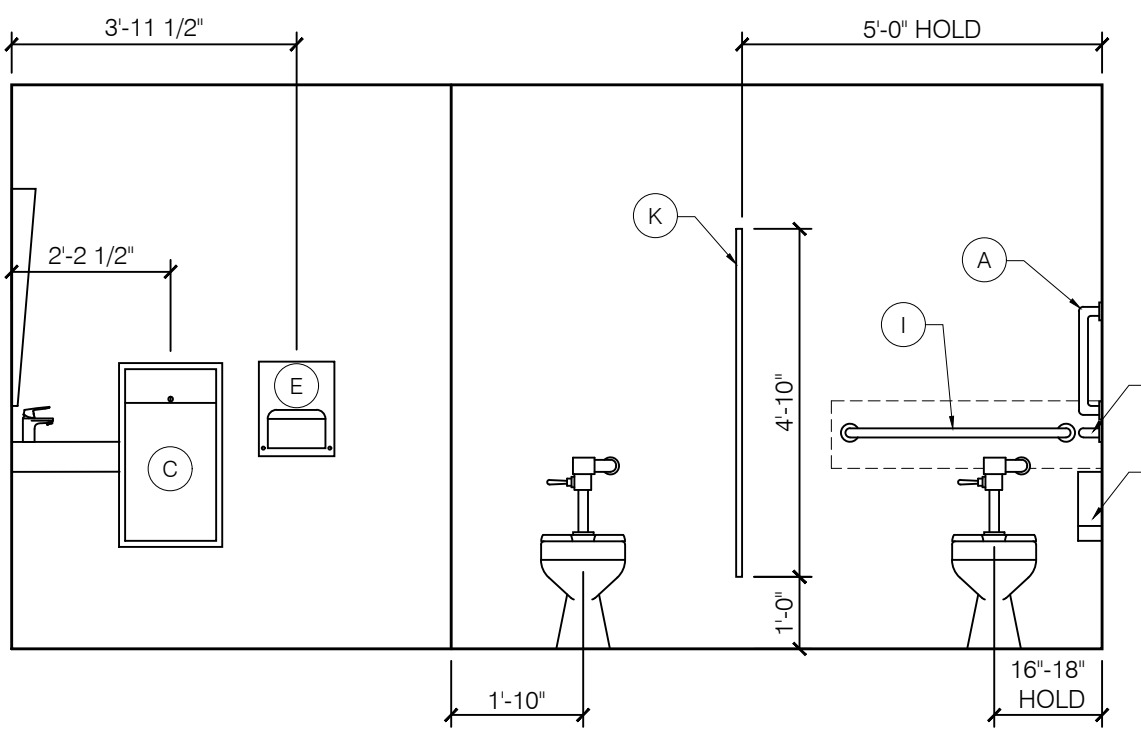
4 BATHROOM ELEVATION
 A-6 SCALE: 3/8" = 1'-0"



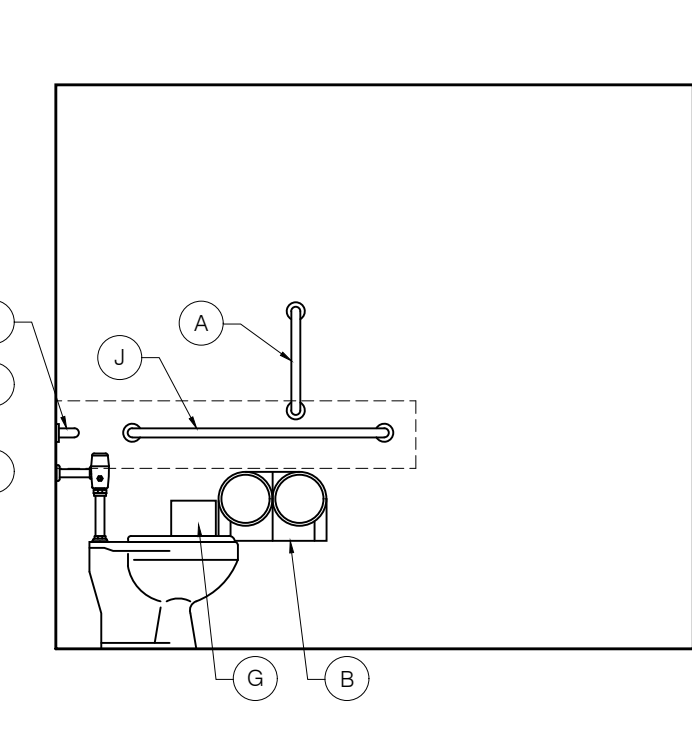
5 BATHROOM ELEVATION
 A-6 SCALE: 3/8" = 1'-0"



6 BATHROOM ELEVATION
 A-6 SCALE: 3/8" = 1'-0"

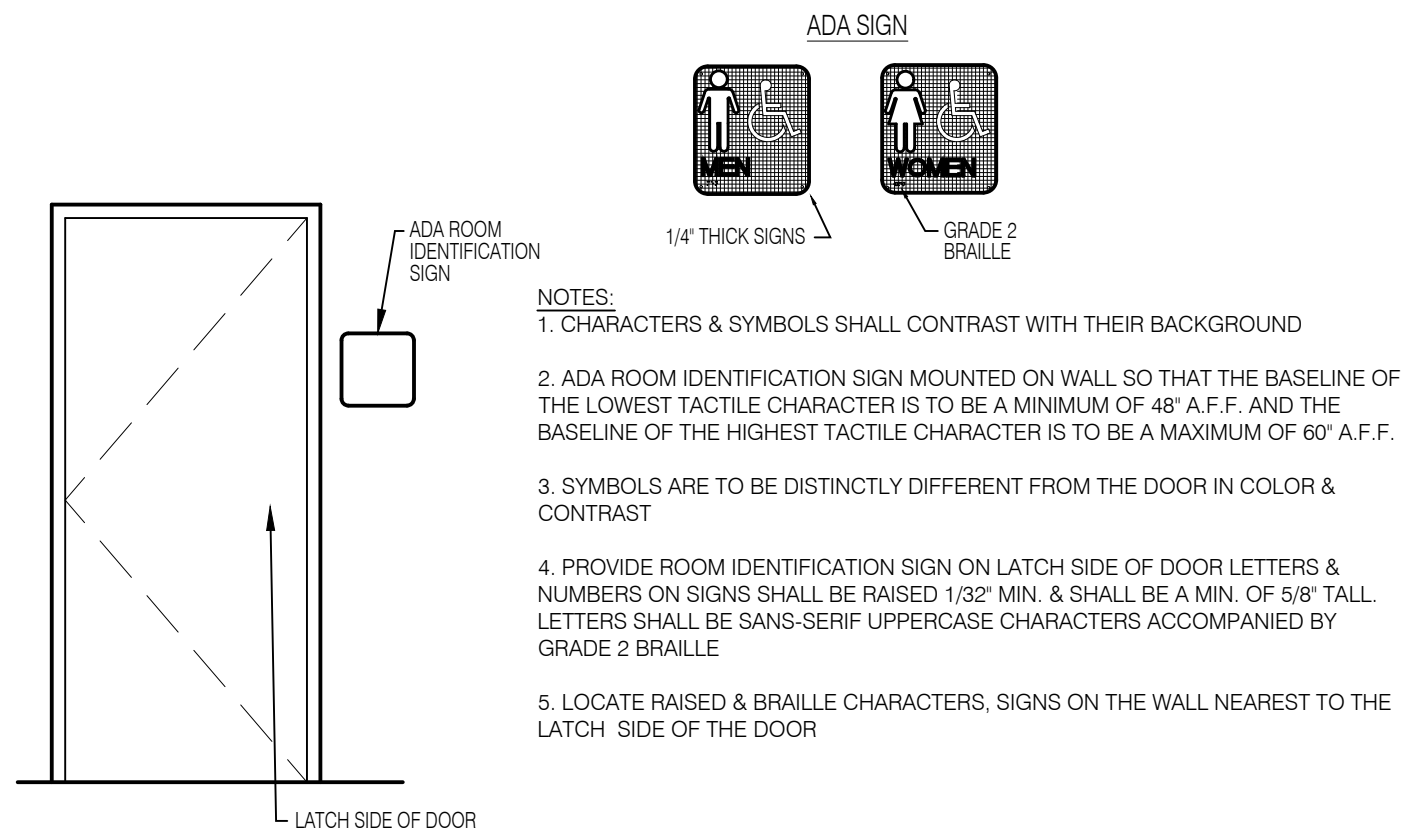


7 BATHROOM ELEVATION
 A-6 SCALE: 3/8" = 1'-0"

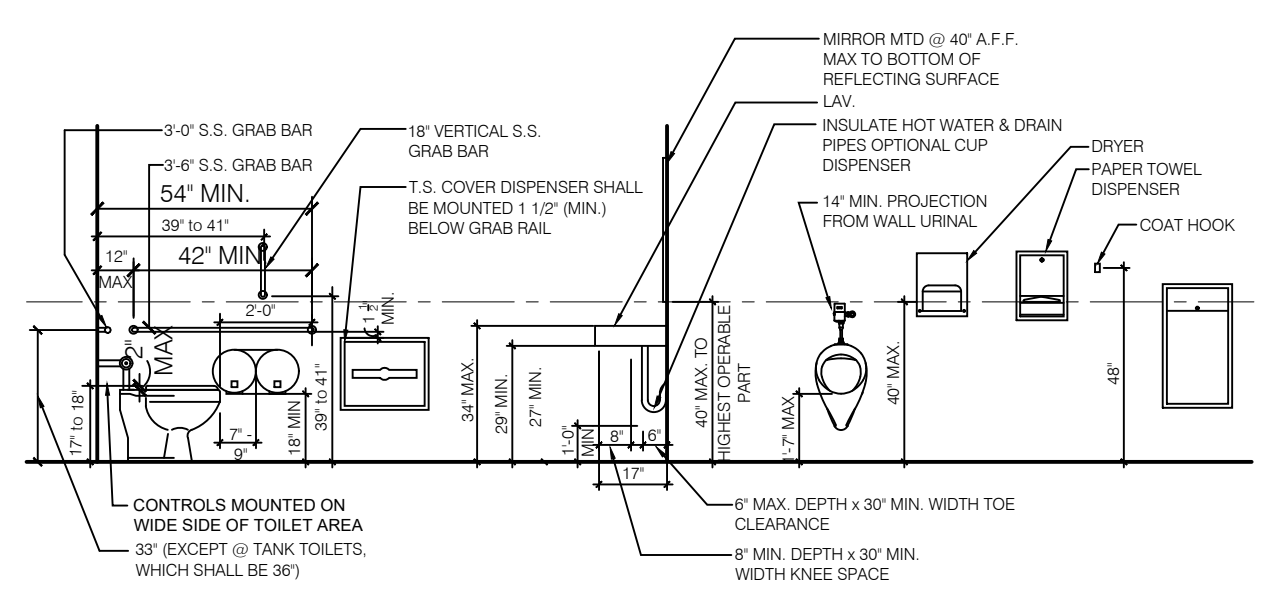


8 BATHROOM ELEVATION
 A-6 SCALE: 3/8" = 1'-0"

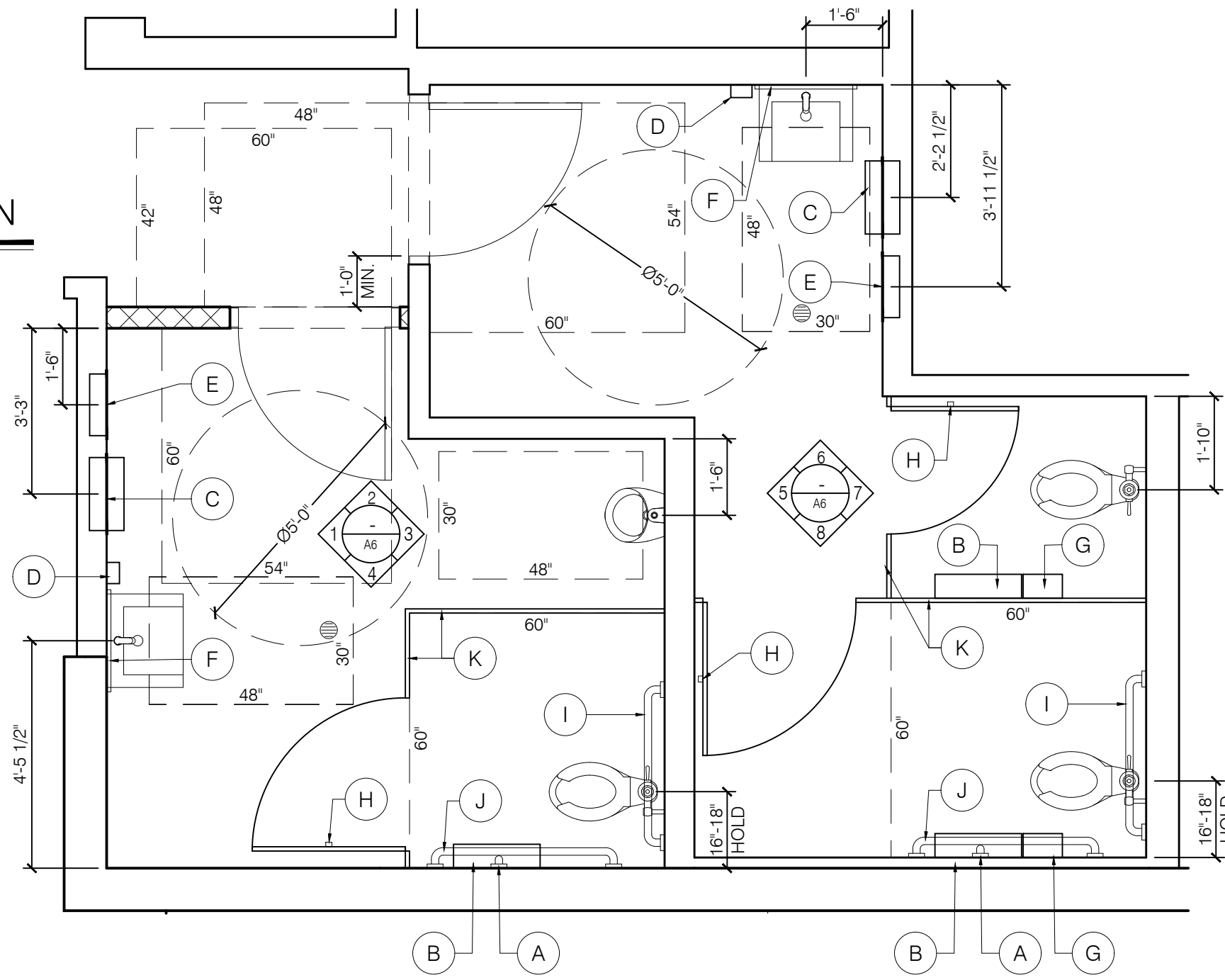
- NOTES**
- G.C. TO NOTIFY ARCHITECT IMMEDIATELY OF ANY CRITICAL DIMENSION DISCREPANCIES.
 - ADA CLEARANCES (SHOWN DASHED) MUST BE MAINTAINED AT ALL TIMES. G.C. TO NOTIFY ARCHITECT IMMEDIATELY IF UNABLE TO MEET ADA CLEARANCES AND HOLD DIMENSIONS SHOWN HERE.
 - HOLD DIMENSIONS ARE TO FINISHED WALL SURFACE.
 - VERIFY ALL ACCESSORIES WITH OWNER.
 - SEE DECOR SHEETS FOR FINISHES.



9 ADA BATHROOM SIGN
 A-6 SCALE: N.T.S.



10 ADA MOUNTING HEIGHTS
 A-6 SCALE: N.T.S.



11 ENLARGED RESTROOM PLAN
 A-6 SCALE: 3/8" = 1'-0"

| ISSUE DATES / REVISIONS | | |
|-------------------------|------------------|-----------|
| NO. | DESCRIPTION | DATE |
| - | PERMIT / BID SET | 4.14.2021 |
| 1 | DESCRIPTION | DATE |

MRV ARCHITECTS, INC. 0378
 THESE DOCUMENTS ARE THE PROPERTY OF MRV ARCHITECTS, INC. & MAY NOT BE REPRODUCED, COPIED OR REPRODUCED WITHOUT WRITTEN PERMISSION FROM THE AUTHOR.
 DRAWN BY: J. THORSTENSON
 CHECKED BY: M. VALENTINI
 PROJECT NO: 21005

BURGER KING
 STORE #551
 1313 28TH ST. SW
 WYOMING, MI 49509

BATHROOM DETAILS

BURGER KING

DOOR SCHEDULE

DOOR

OPENING: 3'-0" x 8'-1 3/4" WD x MF
 MATERIAL: SOLID CORE HPL
 FINISH: REFERENCE ID SHEETS

HARDWARE

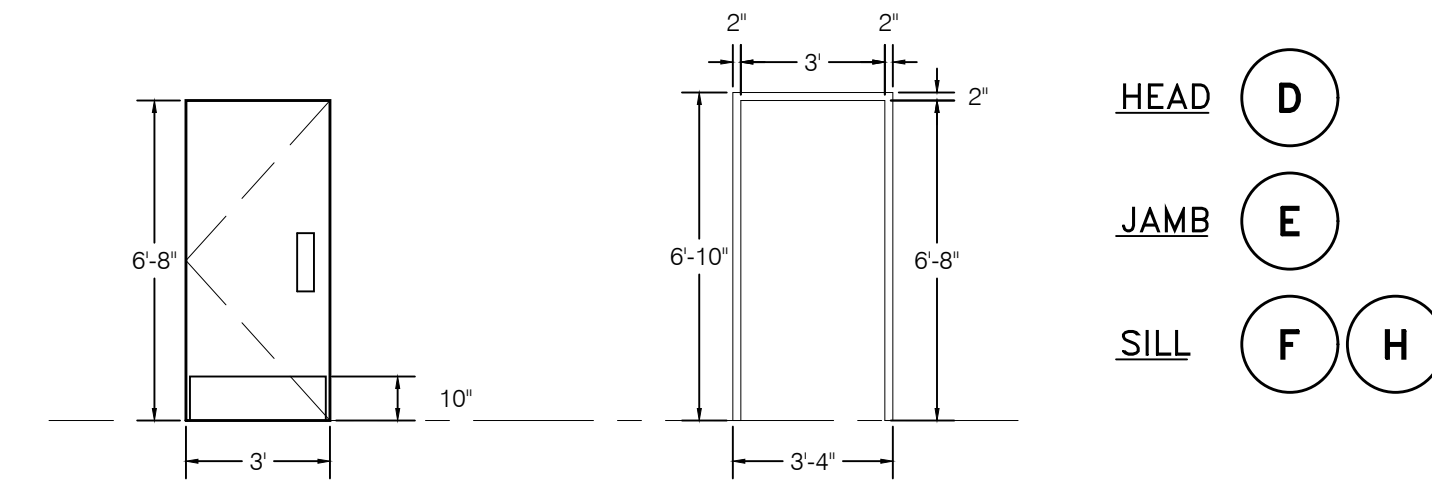
EACH DOOR TO RECEIVE:
 HINGES: 3 EACH HAGER: BB1279 4 1/2 x 4 1/2 x 652
 LOCKSET: ** 1 EACH FALCON: D271 X 626
 CLOSER: 1 EACH LCN 1461 X 689
 PUSH PLATE: 1 EACH HAGER 30S 4x16 628
 PULL PLATE: *** 1 EACH HAGER H33E 4x16 628
 FLOOR STOP: 1 EACH HAGER 241F X US26D
 KICKPLATES: 2 EACH HAGER 193S 10x2" LDW 628
 (INSTALL W/FLAT HEAD PHILLIPS HEAD SCREWS)
 SILENCERS: 3 EACH HAGER 307D RBR
 NOTE:
 UNDERCUT DOOR 1" FOR AIR FLOW WHEN HVAC SUPPLY
 NOT PROVIDED.

FRAME

MATERIAL: HOLLOW METAL
 FINISH: REFERENCE ID SHEETS

REMARKS

SIGN PACKAGE: 1 "LADIES", 1 "GENTLEMEN" AND
 CORRESPONDING SIGNAGE IN GRADE TWO BRAILLE PER ADA
 REQUIREMENTS. SIGNS FURNISHED BY DECOR SUPPLIER.
 SIGNS INSTALLED BY GENERAL CONTRACTOR PER ADA
 REQUIREMENTS.
 AS AN OPTION IN LIEU OF SOLID CORE DOORS AND HOLLOW
 METAL FRAMES, PROVIDE MARLITE HPL DOORS WITH ALUMINUM
 FRAMES (REF. ID SHEETS FOR COLOR)
 ** DELETE IF MULTIPLE OCCUPANCY RESTROOM
 *** OPTIONAL SANITGRASP #SG-101



DOOR (1) (2)
 SCALE: 1/4" = 1'-0"
 T = TEMPERED

DOOR FRAME
 SCALE: 1/4" = 1'-0"

EXISTING DOOR NOTE:
 GENERAL CONTRACTOR TO VERIFY THAT ALL NEW AND EXISTING DOORS, COMPLY WITH A CLOSING SPEED OF
 5 SECONDS OR MORE FROM 90° TO 12° FROM THE LATCH FOR ALL LEAVES OF THAT DOORWAY. SHOULD
 DOOR(S) NOT COMPLY, CLOSER SHALL BE REPLACED AND ADJUSTED TO MEET THIS REQUIREMENT.

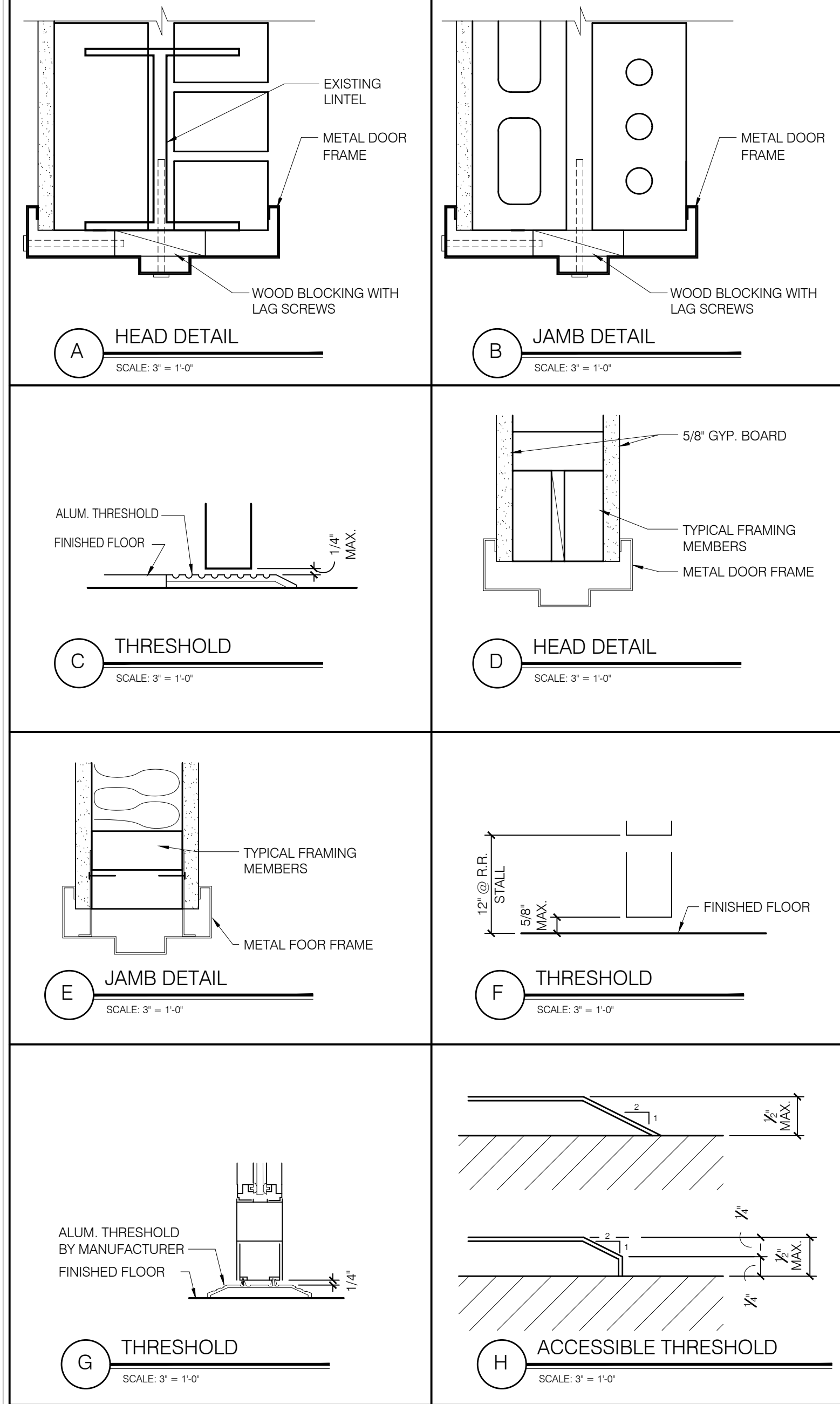
GENERAL CONTRACTOR SHALL INSTALL ALL HARDWARE PER ADA REQUIREMENTS.

DOOR HARDWARE SHALL BE CAPABLE OF OPERATION WITH THE USE OF ONE HAND AND SHALL NOT REQUIRE
 TIGHT PINCHING OR TWISTING OF THE WRIST TO OPERATE. THUMBTURN DEADBOLTS ARE PROHIBITED; LEVER
 OR PADDLE DEADBOLT RELEASES ARE ACCEPTABLE. DOOR THRESHOLD SHALL NOT EXCEED ONE-HALF INCH
 (1/2") IN HEIGHT AND SHALL HAVE A 1:2 BEVEL. DOOR CLOSERS SHALL MEET FORCE AND SWEEP PERIOD
 REQUIREMENTS.

ALL JOINTS, PENETRATIONS, DOORS AND WINDOWS ARE TO BE CAULKED, GASKETED, WEATHER-STRIPPED, OR
 OTHERWISE SEALED.

BOTTOM 10" OF ALL DOORS WILL BE A SMOOTH, FLUSH SURFACE FOR KICKPLATES.

DOOR DETAILS



Specified Products and Approved Equals

Hinges - Provide features, functions, size and finish as shown in hardware sets.

| | | | |
|----------|--------|---------|-----|
| HAGER | BB1279 | BB1160 | 253 |
| MCKINNEY | TA2714 | T4A376G | |
| BOMMER | BB5000 | BB5004 | |

Locks - Provide features, functions and finish as shown in hardware sets.

| | | | |
|-------------------|----------|----------|------------------|
| FALCON - DEADLOCK | D971 | | NO SUBSTITUTIONS |
| SCHLAGE | ALS3FD | AL40S | |
| YALE | AUS307LN | AUS302LN | |
| FALCON | B511D | B301D | |

Exit Device - Provide features, functions and finish as shown in hardware sets.

| | | | |
|------------|---------|--|--|
| VON DUPRIN | 22 EO | | |
| YALE | 2100 EO | | |
| SARGENT | 3828 EO | | |

Closers - Provide features, functions and finish as shown in hardware sets.


| | | | |
|-------|------|---------------------|--|
| LCN | 1461 | 4115 H-CUSH | |
| YALE | 3301 | 4425T / 4421T | |
| DORMA | 8616 | 8916 DST / 8956 DST | |

Push/Pull, KP, Stops, Etc. - Provide features, functions, size and finish as shown in hardware sets.

| | | | | | | |
|----------|--------------|------------------|--------------|--------------|----------------|-------------|
| HAGER | KICKPLT 193S | PULL PLT H33E | PUSH PLT 30S | FL STOP 241F | WALL STOP 236W | VIEWER 175G |
| ROCKWOOD | K1050 B3E | BF106 X 70C | 70C | 441 CU | 409 | 622 |
| TRIMCO | K0050 | 1017-3x2 + PROJ. | 1001-3 | 1211 | 1270WV | 97GU |

Weatherstripping, Thresholds, Etc. - provide features, functions, size and finish as shown in hardware sets.

| | | | |
|----------------|----------------|-------------|--------------------|
| NATIONAL GUARD | THRESHOLD 325A | SWEEP 200NA | WEATHERSTRIP 160SA |
| PEMCO | 229A | 315CN | 303AS |
| ZERO | 1675A | 39A | 99A |



ISSUE DATES / REVISIONS

| | | |
|-----|------------------|-----------|
| NO. | DESCRIPTION | DATE |
| - | PERMIT / BID SET | 4.14.2021 |

DRAWN BY: J. THORSTENSON
 CHECKED BY: M. VALENTINI
 PROJECT NO: 21005

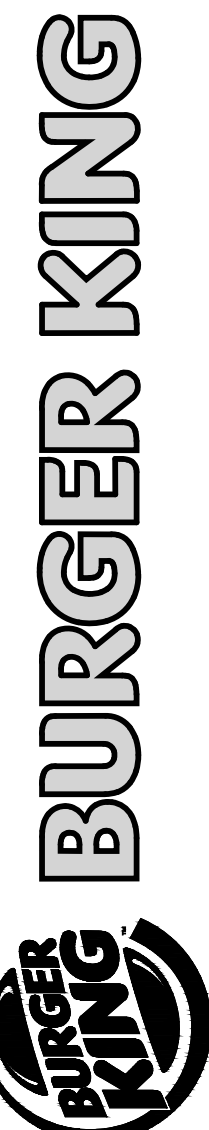
BURGER KING
 STORE #551
 1313 28TH ST. SW
 WYOMING, MI 49509

SCHEDULES

DIRECTORY OF MANUFACTURERS AND SUPPLIERS

This list is intended to assist the contractor in sourcing building materials and products. In many cases, approved Burger King materials and products may be purchased directly from these sources at a national accounts price. For a complete listing of approved manufacturers, see plans and specifications, and visit RSI's eRedbook.

| UPDATE: 9-12-2019 | | DIVISION 9 - FINISHES | | DIVISION 15 - MECHANICAL | | EQUIPMENT, PLAYGROUNDS AND DÉCOR | | |
|---|--|--|---|--|---|---|--|---|
| DIVISION 4 - MASONRY PINE HALL BRICK CO. (WHIN BRICK & FACE BRICK) 126 OLD HIGHWAY 60 EAST WINSTON-SALEM, NC 27105 THERESA BEANE: (800) 334-8689 tbeane@pinhallbrick.com | EVOLUTION BRICK (THINK BRICK, PANELIZED THIN BRICK & FACE BRICK) 126 OLD HIGHWAY 60 EAST HARDINSBURG, KY 40143 GABE POWERS: (502) 558-4612 gabe@evolutionbrick.com | FOR FINISH MATERIALS, AND CONTACTS, REFER TO FINISH SCHEDULES FOUND IN THE "COMMON DOCUMENTS" SECTION OF THE WWW.DESIGNWITHBK.COM WEBSITE. | | RINNAI (INSTANT WATER HEATERS) RINNAI NATIONAL ACCOUNT PRICING THROUGH HAINES, JONES, & CADBURY bk@hjinc.com OR 800-459-7099 | EVERPURE, INC (WATER FILTERS) 1040 MUIRFIELD DRIVE HANOVER PARK, IL 60133 SEAN TEAL 630-306-0296 sean.teal@pentair.com | SICOM (POS, IBM&ODMB HARDWARE/SOFTWARE, SPEED OF SERVICE TIMER, KITCHEN MINDER - CHEF) 4434 MEADOW DRIVE DOYLESTOWN, PA, 18901 MICHAEL SCHWARTZ 215-489-2500 EXT 2249 michael.schwartz@xenial.com | NCR HOSPITALITY (POS) 800 CORPORATE DRIVE, SUITE 300 FORT LAUDERDALE, FL 33334 NATASHA KARPOVA 678.549.8989 natasha.karpova@ncr.com | BMC USA LLC (INTERIOR & EXTERIOR DÉCOR) 2655 SOUTH LE JEUNE ROAD, SUITE 905 CORAL GABLES, FL 33134 LEANNA BARBARA 305-919-0225 leannabarbara@bmcce.com |
| HC MUDDOX BRICK CO. (FACE BRICK) 4875 BRADSHAW ROAD SACRAMENTO, CA 95827 ERIN LYNCH 916-206-7831 | BORAL STONE (MANUFACTURED STACKED STONE) 1370 GRAND AVENUE, SUITE B SAN MARCOS, CA 92078 JOAN SCRUGGS 760-407-5873 jscruggs@boral.com culturestone@boral.com | ARMSTRONG STRATEGIC ACCOUNTS (CEILING TILE) LOUIS JOHN: 407-697-6768 ljohn@armstrongceilings.com OR ARMSTRONG STRATEGIC ACCOUNTS (800) 442-4212 | USG INTERIORS (CEILING TILE) CHRIS BENJAMIN: 312-436-5458 cbenjamin@usg.com NOTE: USE PROGRAM QUOTE # 00103139 TO RECEIVE NATIONAL BKC PRICING | RHEEM (WATER HEATERS) RHEEM NATIONAL ACCOUNT PRICING THROUGH HAINES, JONES, & CADBURY bk@hjinc.com OR 800-459-7099 | SELECTO SCIENTIFIC, INC (WATER FILTERS) 3980 LAKEFIELD COURT SUWANEE, GA 30024 JUDY COLD 800-635-4017 judy@selectoinc.com | Samsung/LSI (INTERIOR & OUTDOOR DIGITAL MENU BOARD SCREENS) 10000 ALLIANCE ROAD CINCINNATI, OH 45242 SARA GROFCSIK: 214-952-1242 s.grofcsik@sea.samsung.com DAVID SIMMONS: 513-372-3181 David.simmons@lsi-industries.com | PANASONIC (DRIVE THRU HEADSETS) 2 RIVERVIEW PLAZA, 6TH FLOOR NEWARK, NJ 07102 THERESA MURPHY 201-492-0925 theresa.murphy@us.panasonic.com | CASABLANCA DESIGN GROUP (DECOR) 811 PICKENS INDUSTRIAL DRIVE MARIETTA, GA 30026 JOHN HARRISON: 770-423-9575 John.Harrison@cdg.com |
| DIVISION 5 - METALS ADDISON STEEL (STRUCTURAL STEEL) ADDISON, IL 256-747-1554 | | DIVISION 10 - SPECIALTIES ROBRICK/KOALA KARE PRODUCTS (RESTROOM ACCESSORIES, TOILET PARTITIONS & HARDWARE, BABY CHANGING TABLES & HIGHCHAIRS) CONTACT: HAINES, JONES, & CADBURY (HJC) OR RESTROOM REMODELS COMPANY | SPROVER'S CUSTOM COUNTERS (CORIAN VANITY SINKS) 55 LAURA DRIVE ADDISON, IL 60101 CONTACT: HAINES, JONES, & CADBURY (HJC) RESTROOM REMODELS COMPANY | 3M FOOD SERVICE (WATER FILTERS) 3M CENTER BLDG. 223-2N-20 ST. PAUL, MN. 55144-1000 DAVID RADCLIFF 518-281-7754 dpradcliff@mnm.com | ANTUNES (WATER FILTERS) 180 KEHOE BOULEVARD CAROL STREAM, IL 60069 MIKE MARSHALL 630-487-3491 DAVID RADCLIFF 518-281-7754 dpradcliff@mnm.com | LG ELECTRONICS (INTERIOR & OUTDOOR DIGITAL MENU BOARD SCREENS) 2000 MILLBROOK DRIVE LINCOLNSHIRE, IL 60069 MICHAEL HA 847-309-4774 michael.ha@lge.com | 3M FOOD SERVICE BUSINESS (DRIVE THRU HEADSETS) 3M CENTER BLDG. 223-2N-20 ST. PAUL, MN. 55144-1000 JOE CIAMPI: 704-771-2449 jciampi@mnm.com | CHARTER HOUSE INC. (INTERIOR & EXTERIOR DÉCOR) 4660 136 AVENUE HOLLAND, MI. 49424 BARB ZILM: 800-314-7659 OR 317-691-6930 barbara.zilm@charter-house.com |
| DIVISION 7 - THERMAL MOISTURE PROTECTION DURO-LAST ROOFING (FLAT ROOFING) 525 MORLEY DRIVE SAGINAW, MI 48601 LINDY BEUTHIN: 800-432-9331 SAMANTHA PICKELMAN 989-758-1048 OR 989-930-9826 | BASF CORPORATION (POLYURETHANE ROOFING SYSTEMS) 1703 CROSS POINT AVE HOUSTON, TX 77054 MICHAEL RUSSO: 770-805-9466 mrusso@nichha.com | HAINES, JONES, AND CADBURY (HJC) (FULL RESTROOM PLUMBING PACKAGE, RESTROOM ACCESSORIES, TOILET PARTITIONS, CORIAN SINKS, WATER HEATERS) 310 SW 24TH STREET BENTONVILLE, AR 72712 bk@hjinc.com OR 800-459-7099 BARRY BRYANT: 479-899-3555 bary.bryant@hjc.com | RESTROOM REMODELS COMPANY (FULL RESTROOM PLUMBING PACKAGE, RESTROOM ACCESSORIES, CORIAN SINKS ETC) 15 HAMMATT STREET IPSWICH, MA 01938 BENTONVILLE, AR 72712 Krislynn Maciel 978-525-0008 kris@restroomremodels.com | ECOLAB (WATER FILTERS) 1801 RIVERBEAND WEST DRIVE FORT WORTH, TX 76118 AL POWELL 816-205-2513 al.powell@ecolab.com | CARRIER CORPORATION (AIR CONDITIONING) 6304 CARRIER PARKWAY SYRACUSE, NY. 13221 KEN REVILLA 860-660-6379 Ken.revilla@carrier.utc.com | HM ELECTRONICS, INC (HME) (DRIVE THRU HEADSETS) 14110 STOWE DRIVE POWAY, CA 92064 STEVE LEE 858-848-3704 Slee@hme.com | FRANKE (KITCHEN EQUIPMENT CONSOLIDATOR, SMALLWARES, HOODS) 800 AVIATION PARKWAY SMYRNA, TN. 37086 CUSTOMER SERVICE: 800-877-5178 fs-bkparts.us@franke.com | ELKAY SYSTEMS (FORMERLY ISI) (DECOR) 241 NORTH BROADWAY, SUITE 600 MILWAUKEE, WI 53202 SCOTT HOOPINGARNER 704-575-7026 scott.hoopingarner@elkay.com |
| BERRIDGE ROOFING (METAL ROOF) TYLER HALL SAN ANTONIO, TX. 210-650-7047 | TAMKO ROOFING PRODUCTS (FLAT ROOFING) P.O. BOX 1404 JOPLIN, MO. 64802 800-641-4691 | AMERICAN STANDARD (RESTROOM ACCESSORIES) 1 CENTENNIAL AVENUE PISCATAWAY, NJ. 08854 CONTACT: HAINES, JONES, & CADBURY (HJC) OR RESTROOM REMODELS COMPANY | WORLD DRYER, CO (HAND DRYERS) CONTACT: HAINES, JONES, & CADBURY (HJC) OR RESTROOM REMODELS COMPANY | TRANE (AIR CONDITIONING UNITS, RTU'S/SPLIT SYSTEMS CONTROLS) 2884 CORPORATE WAY MIRAMAR, FL. 33025 AL MARTINEZ: 954-499-2289 OR 800-440-9554 bkvac@trane.com | LOREN COOK CO (EXHAUST FANS) 2015 E. DALE SPRINGFIELD, MO 65803-4637 KEN DICKSON: 813-966-9200 ken.dickson@tampabay.rr.com | QUALSERV SOLUTIONS (KITCHEN EQUIPMENT CONSOLIDATOR, SMALLWARES) 7400 SOUTH 28th STREET FORT SMITH, AR. 72908 GARY ESPOSITO: 305-205-2938 GESposito@qualservsolutions.com | DUKE MANUFACTURING (BROILERS & PRODUCT HOLDING UNITS) 2305 NORTH BROADWAY ST. LOUIS MO. 63102 RICK GARRIGA 305-270-6242 rgarriga@dukemfg.com | FCC EXTERIOR FURNITURE (INTERIOR & EXTERIOR DÉCOR) 8452 OLD HWY. 99 NORTH ROSEBURG, OR. 97470 PRESTON O'HARA: 541-464-5284 OR 800-322-7328 EXT 284 preston.chara@fccfurn.com |
| FIRESTONE METAL PRODUCTS (METAL ROOF) 250 WEST 96TH STREET INDIANAPOLIS, IN 46260 YUSUKE KOREEDA: 615-345-9991 koreedayusuke@firestonebp.com | G.A.F. (FLAT ROOF) 1361 ALPS ROAD WAYNE, NJ. 07470 (201) 628-3000 800-766-3411 | SAN JAMAR (KITCHEN PAPER TOWEL DISPENSORS & SUPPLIES) 555 KOOPMAN LANE ELKHORN, WI. CONTACT: FRANKE, INC. H&K INTERNATIONAL QUALSERV SOLUTIONS | ZURN INDUSTRIES (PLUMBING FIXTURES) CONTACT: HAINES, JONES, AND CADBURY OR RESTROOM REMODELS COMPANY | FRANKE, INC. (BROILER AND FRYER VENTILATION HOODS) 800 AVIATION PARKWAY SMYRNA, TN 37086 800-877-5718 fs-bkparts.us@franke.com | AMEREX CORPORATION (BROILER AND FRYER VENTILATION HOODS) 7595 GADSDEN HIGHWAY TRUSSVILLE, AL 35173-0081 JAMES KNOWLES 205-655-5721 james.knowles@amerex-fire.com www.amerex-fire.com | H & K INTERNATIONAL (KITCHEN EQUIPMENT CONSOLIDATOR, SMALLWARES, HOODS) 2200 SKYLINE DR DALLAS, TX 75223 HEATHER VALVERDE: 214-818-3521 heather.valverde@hki.com | NIECO CORPORATION (BROILERS) 7950 CAMERON DRIVE WINDSOR, CA 95492 RICK GARCIA 305-205-0657 rgarcia@nieco.com | FACILITY CONCEPTS, INC (FCI) (DECOR) 7676 ZIONSVILLE ROAD INDIANAPOLIS, IN 46268 KIM REAGAN 317-372-8622 kregan@fcicus.com |
| NICHIHA USA LLC (FIBERCEMENT PANELS) 6465 EAST JOHN CROSSING, SUITE 250 TUNICIA, TN. 38097 MATT STEPHENSON 770-805-9466 mstephenson@nichha.com | | Customer 1st LLC (SAFES) 8899 EAST DAILY ROAD, SUITE #51 PISKIN, IN 47155 MIKE MARCOSA: 877-768-9970 mike@customer1stsafes.com | ECOLAB FOOD SAFETY SPECIALTIES INC, DBA DAYDOTS (FIRST AID KITS) 201 EAST JOHN CARPENTER FREEWAY IRVING, TX 75062 JOHN PULCHER 800-321-3687 john.pulcher@ecolab.com | H&K INTERNATIONAL (BROILER AND FRYER VENTILATION HOODS) 2200 SKYLINE DRIVE TULALATIN, OR. 97062 JOHN ANDERSON 971-223-1238 john.anderson@gaylordusa.com | GAYLORD INDUSTRIES, INC (BROILER AND FRYER VENTILATION HOODS) 10900 SOUTHWEST AVERY STREET TULALATIN, OR. 97062 JOHN ANDERSON 971-223-1238 john.anderson@gaylordusa.com | TRIMARK USA (KITCHEN EQUIPMENT CONSOLIDATOR, SMALLWARES FOR JAFFES ORDERS ONLY) 2601 HOPE CHURCH ROAD WINSTON-SALEM, NC 27103 BILLY HIGH 336-354-4262 billy.high@trimarkusa.com | PITCO FRIALATOR (FRYERS) 10 FERRY STREET CONCORD, NH. 03301 MARK MCCABE: 603-230-5509 MMcCabe@pitco.com | SEATING CONCEPTS (DECOR) 125 CONNELL STREET ROCKDALE, IL. 60436 ZACH DEPYSSLER: 815-483-2344 zdepysler@seating-concepts.com |
| | | | | | | FRYMASTER CORPORATION (FRYERS) 8700 LINE AVE SHREVEPORT, LA 71106 DEE MILAM 318-862-2328 dee.milam@welbilt.com | LANCER CORP. (BEVERAGE SYSTEM) 6655 LANCER BLVD SAN ANTONIO, TX. 78219 GREG EDWARDS: 904-631-1031 greg.edwards@lancercorp.com | NAUTICAL FURNISHINGS, LLC (LIMITED DÉCOR ITEMS) 60 NW 60TH STREET FT. LAUDERDALE, FL 33309 MICHAEL HOGLUND: 954-771-1100 mhoglund@nauticalfurnishings.com |
| DIVISION 8 - DOORS AND WINDOWS QUIKSERV (DRIVE-THRU WINDOWS & AIR CURTAINS) 11441 BRITTMORE PARK DRIVE HOUSTON, TX. 77041 800-388-8307 BRIAN MCCLOSKEY bmcloskey@quikserv.com | MARLITE (RESTROOM PARTITIONS, COMPLETE DOOR PACKAGES, DOOR HARDWARE) 202 HARGER STREET DOVER, NH 44622 800-377-1221 ANITA CRAIG 330-260-7621 acraig@Marlite.com | DIVISION 10 - SIGNS & CANOPIES ALLEN INDUSTRIES, INC (CANOPIES AND SIGNS) 11351 49TH STREET NORTH CLEARWATER, FL 33762 KEITH WHITLEY 919-410-1234 keith.whitley@allenindustries.com | LEKTRON, INC (LED PARAPET LIGHT BANDS) 7450 E. 46th PLACE TULSA, OK. 74145 ED MILLER 918-622-4978 emiller@lektroninc.com | DIVISION 16 - ELECTRICAL SECURITY LIGHTING SYSTEMS (FULL STORE PACKAGE LIGHTING FOR INTERIOR/EXTERIOR BUILDING & SITE LIGHTS, SURVEYS AND PHOTOMETRICS) 2100 GOLF ROAD, SUITE 460 ROLLING MEADOWS, IL. 60008 WHITNEY WATSON: 800-544-4848 EXT 131 wilg@securitylighting.com | HERMITAGE LIGHTING NATIONAL ACCOUNTS (MASTER LIGHTING CONSOLIDATOR, SURVEYS AND PHOTOMETRICS) 8161 INTERCHANGE PARKWAY SUITE 115 SAN ANTONIO, TX 78218 TOM GARRETT 210-637-2870 OR 866-323-2777 tgarrett@bfdfrozen.com | FD PARTNERSHIP LP (FROZEN BEVERAGE) 1800 INTERCHANGE PARKWAY SUITE 115 SAN ANTONIO, TX 78218 TOM GARRETT 210-637-2870 OR 866-323-2777 tgarrett@bfdfrozen.com | CORNELIUS, INC (BEVERAGE SYSTEM) 101 BROADWAY STREET WEST OSSEO, MN 55369 ROSS DAVIS: 630-659-8690 ross.davis@cornelius.com | COMMERCIAL INTERIOR MANUFACTURERS, INC (LIMITED DÉCOR ITEMS) 158 HOLLY STREET JASPER, GA. 30143 AUSTIN HOLAN austin@cmibiz.com |
| READY ACCESS (DRIVE THRU WINDOWS & AIR CURTAINS) 1815 ARTHUR DRIVE WEST CHICAGO, IL. 60185 KELLY MCGOLDRICK: 800-621-5045 EXT 113 kelly@ready-access.com | COMMERCIAL INTERIORS MANUFACTURING (RESTROOM PARTITIONS, HOLLOW METAL FRAMES & DOORS, WOOD DOORS, HARDWARE (HINGES, LOCKS, ETC)) 158 HOLLY STREET JASPER, GA 30143 AUSTIN HOLAN: 706-253-4761 austin@cmibiz.com | ENTERA SIGNS (CANOPIES AND SIGNS) 1200 ENTERA DRIVE PANAMA CITY, FL. 32401 850-797-0779 ALAN BRYANT 334-796-3313 alan.bryant@enterabranding.com | CUMMINGS SIGNS, INC (CANOPIES AND SIGNS) 105 DALTON PLACE WAY KNOXVILLE, TN 37912 BROOKE KNIGHT 865-862-4497 brooke.knight@cummingsigns.com | LSI INDUSTRIES INC. (INTERIOR AND EXTERIOR LIGHTING, SURVEYS AND PHOTOMETRICS) 10000 ALLIANCE ROAD CINCINNATI, OH. 45242 BOB LUCAS 480-368-9399 OR 602-740-9894 Bob.Lucas@LSI-INDUSTRIES.com | ENERGYWISE SOULUTIONS, LLC (MASTER LIGHTING CONSOLIDATOR, SURVEYS AND PHOTOMETRICS) 8550 UNITED PLAZA BOULEVARD, SUITE 702 BATON ROUGE, LA 70809 JENNIFER WADDICK 877-225-1336 jennifer@energywiseemail.com | INTERNATIONAL COLD STORAGE (ICS) (WALK-IN COOLERS / FREEZERS, DRY STORAGE COMPARTMENTS) 215 EAST 13th STREET ANDOVER, KS. 67002 FERAS AFFANI: 949-500-9322 Feras.affani@everidge.com | TAYLOR ULTIMATE SERVICES, INC (SHAKE MACHINE, FROZEN BEVERAGE MACHINE) 1780 NORTH COMMERCE PKWY WESTON, FL 33326 RJ PIEDRA: 954-217-9100 raul@taylorus.com | MITYLITE (GARDEN GRILL CHAIRS AND BARSTOOLS) 1301 WEST NORTH OREM, UT DENISE MORICE 636-293-5259 denise.morice@mitylinc.com |
| HAMILTON PARKER COMPANY (HOLLOW METAL FRAMES & DOORS, WOOD DOORS, HARDWARE (HINGES, LOCKS, ETC)) 1865 LEONARD AVENUE COLUMBUS, OH 43219 JIM CAMPBELL 614-358-7806 jimcampbell@hamiltonparker.com | 3M COMMERCIAL CORE DIVISION (WINDOW FILM) 3M CENTER ST. PAUL, MN JOE CIAMPI: 704-771-2449 OR 800-328-0033 jciampi@mnm.com | SIGN RESOURCE (CANOPIES AND SIGNS) 6135 DISTRICT BLVD. MAYWOOD, CA. 90270 RAMON ORTIZ: 323-326-6463 rortiz@signresource.com | FEDERAL HEATH SIGN CO (CANOPIES AND SIGNS) 12704 DUPONT CIRCLE TAMPA FL 33626 FIONA PAUL 813-855-4415 fpaul@federalheath.com | CREE LIGHTING (INTERIOR AND EXTERIOR LIGHTING, SURVEYS AND PHOTOMETRICS) 9201 WASHINGTON AVENUE RACINE, WI 53406 STEVE FRIEDMAN 847-830-1444 steve.friedman@cree.com | VAOPTO, LLC (INTERIOR AND EXTERIOR BUILDING LIGHTING) 5178 WEST PATRICK LANE LAS VEGAS, NV 89188 CHARLES LI 702-517-5789 charles.li@vopto.com | MANITOWOC ICE (ICE MACHINES) 5178 WEST PATRICK LANE MANITOWOC, WI 54221 DEBBIE PARENZA: 920-242-1036 Deborah.parenza@welbilt.com | KOLPAK, A WELBILT COMPANY (WALK-IN COOLERS / FREEZERS) 952 KISSWICH MANOR LANE BALDWIN, WI 63011 SCOTT ROGERS: 731-733-0576 Scott.rogers@welbilt.com | TWENTY FOUR 7 GLOBAL SOLUTIONS, INC. (GARDEN GRILL & PRIME CHAIRS AND BARSTOOLS) 898 NORTH SEPULVEDA BLVD, SUITE 465 EL SEGUNDO, CA. 90245 BARRY WOON 323-839-0356 Barry.Woon@TwentyFour7-global.com |
| FINGERSAFE USA, INC. (FINGER IN JAMB SAFETY - PLAYGROUNDS) 115 WEST OGLETHORPE AVENUE SAVANNAH, GA 31401 MEAGAN KUJAWSKI 912-234-6120 orders@fingersafe.com Meagan@Fingersafe.com | | DAKTRONICS, INC (DIGITAL READERBOARD) 210 DAKTRONICS DRIVE BROOKINGS, SD 57006 SEAN CAMPBELL 605-651-5299 sean.campbell@daktronics.com | OPTEC DISPLAYS, INC (DIGITAL READERBOARD) 1700 SOUTH DESOTO PLACE ONTARIO, CA 91768 JEFF GATZOW: 888-743-5220 EXT 250 jgatzow@optec-led.com | KONTECHUSA (INTERIOR AND EXTERIOR BUILDING LIGHTING) 18045 ROLAND STREET CITY OF INDUSTRY, CA 91748 SUKIT SANGULMSUWAN 702-728-8263 OR 866-236-8701 sukit@kontechusa.com | HILL PHOENIX POWER SYSTEMS DIVISION (FACTORY INTEGRATED SWITCH GEAR) 8166 INDUSTRIAL BLVD COVINGTON, GA. 30014 PAUL BROWN: 678-699-0129 paul.brown@hillphoenix.com | HOSHIZAKI AMERICA (ICE MACHINES) 618 HIGHWAY 74 SOUTH PEACHTREE CITY, GA 30269 TRAVIS RIEKEN: 813-995-3994 tricken@hoshizaki.com | SCOTSMAN ICE SYSTEMS (ICE MACHINES) 775 CORPORATE WOODS PARKWAY VERNON HILLS, IL 60061 Kurt Mueller 800-726-8762 x15550 kurt.mueller@scotsman-ice.com | WAUSAU TILE, INC (EXTERIOR DÉCOR ACCESSORIES) P.O. BOX 1520 WAUSAU, WI 54402 RACHEL BATHKE 715-241-0320 RBathke@wausautile.com |
| | | NRS - NATIONAL READERBOARD SUPPLY (READERBOARD LETTERS & SUPPLIES) 160 PAHLONE PARKWAY PONCHA SPRINGS, CO 81242 PUNKA Case: 800-243-6676 Sales@nationalreaderboard.com | | | | PLAY SYSTEMS/SII (SUPERIOR PLAY SYSTEMS) (PLAYGROUND MANUFACTURER) 1050 COLUMBIA DR. CARROLLTON, GA 30717 SHAM MCGUIRE 678-390-1915 https://superiorplay.com/ | SOFT PLAY, LLC (PLAYGROUND MANUFACTURER, SAFETY SURFACING, NON-CONTAINED PLAY EQUIPMENT) 13620 EAST REESE BLVD, SUITE 300 HUNTERSVILLE, NC. 28078 BROCK HODGE 704-948-3430 brock.hodge@softplay.com | KIDZ PACE, INC (INTERACTIVE PLAY) Tom Rajhs 800-668-0206 x244 tom@kidzpace.com www.kidzpace.com |
| | | | | | | MOSS RETAIL AND ENVIRONMENTS (GRAPHICS) 2643 WEST CHICAGO AVE CHICAGO, IL 60622 DI SCANDIFF: 773-435-7617 djscandiff@mossinc.com | VCS, INC (GRAPHICS) 1696 MABRY MILL DRIVE, SW NORTH CANTON, OH 44709 GREG MOROZ: 201-528-9680 ORDER EMAIL: BURGERKING@VCS-INC.COM | LSI INDUSTRIES (GRAPHICS) 10000 ALLIANCE ROAD CINCINNATI, OH. 45242 BOB LUCAS 480-368-9399 OR 602-740-9894 Bob.Lucas@LSI-INDUSTRIES.com |
| | | | | | | | APA COLOR GRAPHICS (GRAPHICS) 2929 PACIFIC DRIVE NORCROSS, GA TONY TANTILLO 404-355-1355 tony@apacolorgraphics.com | |




| ISSUE DATES / REVISIONS | |
|-------------------------|------------------|
| NO. | DESCRIPTION |
| 1 | PERMIT / BID SET |
| 2 | DATE |
| 3 | 4.14.2021 |

© MRV ARCHITECTS, INC. 03/18
THESE DOCUMENTS ARE THE PROPERTY OF MRV ARCHITECTS, INC. & MAY NOT BE REPRODUCED, COPIED OR REPRODUCED WITHOUT WRITTEN PERMISSION FROM THE AUTHOR.

DRAWN BY: J. THORSTENSON
CHECKED BY: M. VALENTINI
PROJECT NO: 21005

BURGER KING
STORE #551
1313 28TH ST. SW
WYOMING, MI 49509

MANUFACTURER
CONTACTS



Burger King #515

1313 28th. St. SW
Wyoming, MI 49509

FCC COMMERCIAL FURNITURE INC | APPROVED SEATING & DECOR PROVIDER

GENERAL NOTES: CONTRACTOR / INSTALLER

GENERAL CONSTRUCTION NOTES:

ALL WORK, CONSTRUCTION, FURNITURE AND MATERIALS SHALL COMPLY WITH ALL PROVISIONS OF LOCAL BUILDING CODES AND WITH OTHER RULES, REGULATIONS AND ORDINANCES GOVERNING THE LOCATION OF CONSTRUCTION.

FCC COMMERCIAL FURNITURE CONTRACT DOCUMENTS STRIVE TO CONFORM TO THE INTERNATIONAL BUILDING CODE. FCC COMMERCIAL FURNITURE IS NOT LICENSED TO PROVIDE SIGNED/SEALED DRAWINGS. FCC COMMERCIAL FURNITURE COOPERATES WITH OWNER/CLIENT'S LICENSED PROFESSIONALS TO PROVIDE DRAWINGS AND SPECIFICATIONS THAT MEET LOCAL BUILDING CODES.

FCC COMMERCIAL FURNITURE CONTRACT DOCUMENTS STRIVE TO CONFORM TO THE TITLE III OF THE AMERICANS WITH DISABILITY ACT (ADA). FCC COMMERCIAL FURNITURE IS NOT LICENSED TO PROVIDE SIGNED/SEALED DRAWINGS. FCC COMMERCIAL FURNITURE COOPERATES WITH OWNER/CLIENT'S LICENSED PROFESSIONALS TO PROVIDE DRAWINGS AND SPECIFICATIONS THAT ARE IN COMPLIANCE WITH ADA. FCC CANNOT BE RESPONSIBLE FOR CONSTRUCTION DEVIATIONS BY OTHERS FROM THE DESIGN THAT MAY BE OUT OF COMPLIANCE.

IT IS THE RESPONSIBILITY OF ALL PARTIES SUPPLYING LABOR, MATERIAL, OR BOTH TO BRING TO THE ATTENTION OF FCC'S CUSTOMER SERVICE MANAGER, THE PROJECT ARCHITECT, AND THE OWNER ANY DISCREPANCIES OR CONFLICT BETWEEN THE CODE REQUIREMENT AND THESE DESIGN INTENT DRAWINGS.

THE APPLICABLE CODES SHOULD INCLUDE, BUT SHALL NOT BE LIMITED TO THE INTERNATIONAL BUILDING CODE, BOCA NATIONAL BUILDING CODE, UNIFORM PLUMBING CODE, UNIFORM ELECTRICAL CODE, UNIFORM MECHANICAL CODE AND THE UNIFORM FIRE CODE.

GENERAL CONTRACTOR SHALL BE RESPONSIBLE FOR PROVIDING ALL WORK IN ACCORDANCE WITH ALL LOCAL AND CITY BUILDING CODES/ ORDINANCES.

GENERAL CONTRACTOR SHALL BE RESPONSIBLE FOR ADHERING TO ALL AMERICANS WITH DISABILITIES ACT GUIDELINES, INCLUDING BUT NOT LIMITED TO TABLE TOP/BASE INSTALLATIONS, AISLE WAY CLEARANCES, AND QUEUE LINE AREA CLEARANCES.

GENERAL CONTRACTOR SHALL BE RESPONSIBLE FOR OBTAINING ALL REQUIRED BUILDING CONSTRUCTION AND INSTALLATION PERMITS.

GENERAL CONTRACTOR SHALL BE RESPONSIBLE FOR COPYING AND DISTRIBUTING ALL FCC COMMERCIAL FURNITURE INC'S PLANS AND DOCUMENTS TO ALL SUBCONTRACTORS INVOLVED.

FCC PROVIDED DIMENSIONS ARE INDICATED FROM INSIDE WALL FACES.

ALL SEATING, FINISH, AND DECOR ITEMS INDICATED AS BEING SUPPLIED AND OR INSTALLED BY GENERAL CONTRACTOR ARE THE RESPONSIBILITY OF THE OWNER. THE OWNER'S RESPONSIBILITIES INCLUDE ALL CONTRACTS WITH THE GENERAL AND SUB-CONTRACTORS AND THEIR COMPLIANCE WITH THESE DOCUMENTS AND SPECIFICATIONS.

THESE DRAWINGS AND DOCUMENTS REPRESENT THE DESIGN INTENT AND CONCEPTS FOR THIS PROJECT. THE DRAWINGS AND DOCUMENTS MUST BE SIGNED AND APPROVED BY OWNER.

STANDARD STORES PROJECTS:

THESE DRAWINGS, SCHEDULES, AND SPECIFICATIONS, AS WELL AS, OTHER SEGMENTS OF SERVICES ARE AND SHALL REMAIN THE PROPERTY OF FCC COMMERCIAL FURNITURE WHETHER OR NOT THE PROJECT THESE DOCUMENTS WERE PREPARED FOR IS COMPLETED OR EXECUTED. IF THE OWNER/CLIENT HAS COMPENSATED FCC COMMERCIAL FURNITURE UNDER SIGNED CONTRACT, THE OWNER IS PERMITTED TO RETAIN COPIES OF THE DRAWINGS, SCHEDULES AND SPECIFICATIONS. FCC COMMERCIAL FURNITURE IS NOT RESPONSIBLE FOR ANY LOSS, COSTS OR DAMAGES RELATING TO USE OR APPLICATION. THE OWNER/CLIENT MAY NOT USE THE DRAWINGS, SCHEDULES, SPECIFICATIONS PROVIDED HEREIN FOR ANY PROJECT OTHER THAN THE ORIGINAL PROJECT. FCC COMMERCIAL FURNITURE IS THE OWNER OF THE INTELLECTUAL PROPERTY PROVIDED AND RETAINS ALL STATUTORY AND COMMON LAW COPYRIGHTS. IF OWNER/CLIENT AND FCC COMMERCIAL FURNITURE TERMINATE THIS CONTRACT FOR DESIGN SERVICES, THE OWNER/CLIENT SHALL NO LONGER HAVE THE RIGHTS TO THE DRAWINGS, SCHEDULES, AND SPECIFICATIONS. THE OWNER/CLIENT MAY NOT PERMIT ANY THIRD PARTY TO USE SUCH DRAWINGS, SCHEDULES, AND SPECIFICATIONS FOR DESIGN SERVICES FOR FUTURE ADDITIONS OR ALTERATIONS TO THE PROJECT. THE DESIGN DEPICTED WITHIN THE CONTENTS OF THESE DRAWINGS MAY NOT BE USED BY THE OWNER TO SHOP FOR OTHER SEATING AND DECOR MANUFACTURES TO FULFILL THE INTENDED DESIGN. UNAUTHORIZED USE WILL RESULT IN PAYMENT FOR DESIGN SERVICES AT FCC COMMERCIAL FURNITURE'S STANDARD DESIGN RATE. ALL COMPUTER GENERATED IMAGERY, GRAPHICS, DRAWINGS AND ILLUSTRATIONS WITHIN THESE DOCUMENTS REMAIN THE PROPERTY OF FCC COMMERCIAL FURNITURE. ALL RIGHTS RESERVED.

THE OWNER/CLIENT AND GENERAL CONTRACTOR AGREE THAT FCC COMMERCIAL FURNITURE REPRESENTATIVES MAY VISIT THE SITE AT ANY POINT DURING CONSTRUCTION IN THE INTEREST OF COMPLETING FCC'S WORK.

THE OWNER/CLIENT'S GENERAL CONTRACTOR AGREES TO PROVIDE CONDITIONS CONDUCIVE TO COMPLETE INSTALLATION OF FCC'S WORK UPON DELIVERY OF SEATING AND DECOR ELEMENTS. THE GENERAL CONTRACTOR AGREES TO COOPERATE WITH FCC'S INSTALLATION CREWS IN THE INTEREST OF COMPLETION OF WORK. THE GENERAL CONTRACTOR WILL NOTIFY FCC IN A TIMELY MANNER, ANY PHYSICAL RESTRICTIONS THAT MAY IMPEDE THE COMPLETION OF THE SEATING AND DECOR PACKAGE.

WRITTEN DIMENSIONS SUPERSEDE SCALED MEASUREMENTS IN ALL CASES. DO NOT SCALE OFF OF PLANS. FOR ADDITIONAL DIMENSIONS CALL FCC'S CUSTOMER SERVICE MANAGER AT 800.322.7328.

FCC REQUIRES VERIFICATION OF FIELD DIMENSIONS FROM THE ARCHITECT / GENERAL CONTRACTOR FOR THE FABRICATION OF COMMERCIAL FURNITURE, DECOR, CORE DRILL AND SEATING SPACE PLANS. WHEN FIELD DIMENSIONS CANNOT BE ATTAINED, SHIPMENTS MAY BE SUBJECT TO TIME DELAYS. THE GENERAL CONTRACTOR SHALL VERIFY ALL DIMENSIONS AND CONDITIONS ON SITE AND NOTIFY FCC COMMERCIAL FURNITURE OF ALL DISCREPANCIES PRIOR TO COMMENCING DECOR DESIGN.

THE GENERAL CONTRACTOR WILL BE RESPONSIBLE FOR DISPOSAL OF ALL PACKAGING MATERIAL FROM SEATING AND DECOR PRODUCTS.

THE CREW ROOM AND VESTIBULE FINISHES TO BE THE SAME AS THE MAIN DINING ROOM, UNLESS OTHERWISE STATED BY THE OWNER OR NOTED ON PLANS AND IN THE SPECIFICATION BY FCC.

REBUILDS AND REMODEL PROJECTS:

CASE OF REBUILDING OR REMODELING PROJECTS, ALL EXISTING SEATING, DECOR, AND WALL FINISHES ARE TO BE PREPPED AND READY TO RECEIVE NEW FINISHES BY THE OWNER AND/OR GENERAL CONTRACTOR, UNLESS OTHERWISE NOTED.

FLOOR AND BASE TILE MUST BE IN GOOD REPAIR BEFORE ANY CORE DRILLING IS ALLOWED.

ALL DIMENSIONS ARE FROM EXISTING FINISHES, UNLESS OTHERWISE NOTED. MAKE APPROPRIATE ALLOWANCES FOR NEW FINISH WORK.

CONTACT FCC'S CUSTOMER SERVICE MANAGERS FOR ANY CONFLICTS BETWEEN FCC'S DECOR AND ELECTRICAL OR HVAC EQUIPMENT.

GENERAL FLOORING NOTES:

ALL FLOOR, SCHLUTER STRIP, AND COVE BASE TILE TO BE PROVIDED BY AND INSTALLED BY GENERAL CONTRACTOR, UNLESS OTHERWISE NOTED.

FCC IS NOT LIABLE FOR CORED STEEL THAT MAY BECOME UNSTABLE AS A RESULT OF DRILLING THROUGH A CONCRETE SLAB. NOTIFY FCC, ARCHITECT, AND GENERAL CONTRACTOR OF ANY SLAB LESS THAN FIVE (5") INCHES THICK.

FCC IS NOT RESPONSIBLE FOR DAMAGE OF ANY MECHANICAL ELEMENTS LOCATED IN THE FINISHED FLOOR.

COVE BASE AND/OR BULLNOSE TILE ON FCC DIVIDER WALLS TO BE SUPPLIED AND INSTALLED BY THE GENERAL CONTRACTOR UNLESS OTHERWISE NOTED.

GENERAL CONTRACTOR IS RESPONSIBLE FOR SUPPLYING AND INSTALLING ALL BACK OF HOUSE TILE. REFER TO ARCHITECTURAL PLAN SET FOR FULL KITCHEN PLANS.

GENERAL ELECTRICAL/HVAC/CEILING NOTES:

FCC LIGHTING PLANS ARE GUIDELINES ONLY. FCC WILL NOT BE HELD LIABLE FOR ADDITIONAL COSTS DUE TO ADJUSTING LIGHTING QUANTITIES OR LOCATIONS, VARIATIONS WITH ARCHITECTURAL PLANS OR LOCAL CODES.

GENERAL CONTRACTOR TO SUPPLY AND CONNECT ELECTRICAL PIGTAILS AT ALL CODED LOCATIONS FOR FCC DECOR PRODUCTS.

ALL ELECTRICAL FIXTURES, WIRING AND INSTALLATION TO BE "U.L. APPROVED." LIGHTING FIXTURES AND/OR HVAC MAY NEED TO BE RELOCATED BY GENERAL CONTRACTOR TO ACCOMMODATE DECOR. REFER TO CEILING PLANS.

GENERAL CONTRACTOR TO CONTACT CONSTRUCTION ENGINEER TO VERIFY ALL LIGHTING PLACEMENTS AND FINAL HVAC LOCATIONS.

GENERAL WARRANTIES:

LIMITED WARRANTY: FCC COMMERCIAL FURNITURE WARRANTS TO THE OWNER/CLIENT THAT THE PRODUCTS SOLD WILL BE FREE FROM MATERIAL DEFECTS IN WORKMANSHIP UNDER NORMAL USE AND SERVICE FOR A PERIOD OF ONE YEAR FROM THE DATE OF FCC COMMERCIAL FURNITURE'S DELIVERY OF PRODUCTS TO THE DELIVERED LOCATION. THERE IS NO WARRANTY IN CASES OF DAMAGES IN TRANSIT, NEGLIGENCE, ABUSE, ABNORMAL USAGE, MISUSE, ACCIDENTS, NORMAL WEAR AND TEAR, DAMAGE DUE TO ENVIRONMENTAL OR NATURAL ELEMENTS, FAILURE TO FOLLOW FCC'S INSTRUCTIONS, OR IMPROPER INSTALLATION, STORAGE AND/OR MAINTENANCE.

THE OWNER/CLIENT SHALL VERIFY THE CONDITIONS OF THE SHIPMENT AND NOTIFY FCC COMMERCIAL FURNITURE OF ANY DAMAGES WITHIN 24 HOURS. TRANSFER OF TITLE OCCURS UPON SHIPMENT F.O.B. FROM FCC'S FACILITY. THE OWNER/CLIENT SHALL ACCOMPANY A FCC COMMERCIAL FURNITURE REPRESENTATIVE ON A PROJECT COMPLETION WALK THROUGH TO IDENTIFY INCOMPLETE WORK.

B.K.C. APPROVED

THIS PROJECT HAS BEEN SUBMITTED AND APPROVED BY BURGER KING CORPORATE.

APPROVED DRAWINGS FOR CONSTRUCTION:

ITEMS PROVIDED AND/OR BUILT BY G.C. / INSTALLER / CUSTOMER ARE APPROVED TO BE ORDERED / BUILT PER THIS SET OF PLANS. ITEMS BUILT / PROVIDED BY FCC COMMERCIAL FURNITURE SHOULD STILL BE CONSIDERED PRELIMINARY UNTIL FINAL DRAWINGS ARE RELEASED.



FCC COMMERCIAL FURNITURE INC.
8452 OLD HWY 99 N. ROSEBURG, OR 97470 USA
T. 800.322.7328 | F. 541.673.7441 | WWW.FCCFURN.COM

DESIGNED AND BUILT IN U.S.A.

PROPERTY OF FCC COMMERCIAL FURNITURE
THIS IS A FOR DESIGN PURPOSE TO EXPRESS DESIGN CONCEPTS TO THE ARCHITECT, CLIENT, CONTRACTOR AND INSTALLER FOR THE PROJECT SHOWN. THIS DESIGN AND THE CONCEPTS HEREIN SHALL NOT BE ALTERED OR USED AS CONSTRUCTION DOCUMENTS. DO NOT REPRODUCE OR LEND WITHOUT WRITTEN PERMISSION FROM FCC COMMERCIAL FURNITURE INC.

IMPORTANT

WRITTEN DIMENSIONS HAVE PRECEDENCE OVER SCALE IN ALL CASES.

DO NOT SCALE OFF PLANS. CONTACT FCC COMMERCIAL FURNITURE'S REPRESENTATIVE TO VERIFY ANY QUESTIONABLE DIMENSIONS AT TELEPHONE # 800.322.7328

THE GENERAL CONTRACTOR MUST VERIFY ALL BUILDING DIMENSIONS, EQUIPMENT, FURNITURE PLACEMENT, UTILITY LOCATIONS, AND CONDITIONS AT THE JOB SITE.

THE GENERAL CONTRACTOR MUST NOTIFY FCC COMMERCIAL FURNITURE OF ALL DISCREPANCIES AND/OR REQUIRED ADJUSTMENTS PRIOR TO STARTING WORK.

FCC COMMERCIAL FURNITURE HAS PREPARED THESE DOCUMENTS AS ACCURATELY AS POSSIBLE WITH THE ARCHITECTURAL INFORMATION PROVIDED. DUE TO LACK OF ACCURATE AND COMPLETE DIMENSIONED ARCHITECTURAL PLANS, OWNER UNDERSTANDS THAT ADJUSTMENTS TO THE FINAL LOCATIONS OF EQUIPMENT AND/OR FURNITURE PLACEMENT MAY BE REQUIRED AT THE OWNER'S EXPENSE DUE TO DISCREPANCIES BASED ON ACTUAL JOB SITE DIMENSIONS AND CONDITIONS.

REFER TO ARCHITECTURAL OR ENGINEER DRAWINGS FOR COMPLETE AND ACCURATE DIMENSIONS OF BUILDING STRUCTURE.

THESE CONTRACT DOCUMENTS AND THE INFORMATION THEY CONTAIN ARE THE PROPERTY OF FCC COMMERCIAL FURNITURE INC., ROSEBURG, OREGON, 97470.

ALL PREPARED CONTRACT DOCUMENTS MAY NOT BE COPIED, REPRODUCED, USED OR IMPLEMENTED IN ANY WAY, IN PART OR IN WHOLE, WITHOUT THE EXPRESS WRITTEN CONSENT OF FCC COMMERCIAL FURNITURE INC.

ANY UNAUTHORIZED USE OF THESE PLANS WILL RESULT IN PAYMENT DUE FOR SERVICES RENDERED BY FCC COMMERCIAL FURNITURE INC.

ANY DEVIATIONS FROM THESE DRAWINGS FOR ANY REASON SHALL NOT BE DONE WITHOUT CONSENT OF FCC COMMERCIAL FURNITURE INC. IN ADVANCE. IN WRITING. FCC COMMERCIAL FURNITURE IS NOT RESPONSIBLE FOR DEVIATIONS, CHANGES, ADDITIONS, OR DELETIONS NOT REVIEWED AND APPROVED IN ADVANCE BY FCC COMMERCIAL FURNITURE INC.

THESE DOCUMENTS REFLECT SPECIFIC SEATING AND DECOR EQUIPMENT ORDERED OF DATE SHOWN BELOW.

CLIENT:



Burger King #515
1313 28th. St. SW
Wyoming, MI 49509
Decor: Garden Grill
Building Type: Remodel

CUSTOMER

Factorial Holdings

SHEET TITLE:
PROJECT
COVER PAGE

WORK ORDER NUMBER:

FINALS BY:

DRAWN BY:
Nathan James
SCALE:

NTS

ORIGINAL DATE:

March 18, 2021

PLOT DATE:

April 9, 2021

PROJECT #:

22113-001

SHEET #:

D0.0

INDEX OF DRAWINGS:

- SHEET D0.0 - COVER SHEET**
CUSTOMER INFORMATION, GENERAL NOTES
- SHEET D1.0 - SEATING LAYOUT**
FURNITURE COMPONENT, SEATING CAPACITY
- SHEET D1.1 - PRELIMINARY METALWORK LAYOUT**
DO NOT CORE DRILL FROM THIS PLAN
- SHEET D2.0 THRU D2.2 - INTERIOR BUILDING ELEVATIONS**
INTERIOR WALL CONDITIONS AND FINISHES
- SHEET D3.0 THRU D3.1 - DECOR ELEVATIONS / DETAILS**
FCC DECOR ITEMS
- SHEET D4.0 - REFLECTED CEILING PLAN**
FOR REFERENCE ONLY, DECOR LIGHTING
- SHEET D5.0 - FLOOR TILE PLAN**
MAIN & ACCENT FLOOR TILE LOCATION
- SHEET D6.0 - BUILDING FINISH LAYOUT**
BUILDING FINISH LOCATIONS
- SHEET D7.0 - G.C. PLAN**
GC BUILT ITEMS AND ELECTRICAL
- SHEET D7.1 - WAY FINDING SIGNAGE**
- SHEET D8.0 THRU D8.3 - DECOR SPECIFICATIONS**
FCC FURNITURE ITEMS
- SHEET D8.4 THRU D8.6 - FINISH SPECIFICATIONS**
INTERIOR BUILDING FINISH SPECIFICATIONS
- SHEET D9.0 - VERIFICATION PLAN**
NOTE: FILL OUT AND RETURN TO FCC

PROJECT CONTACTS:

PLEASE CONTACT ONE OF THE FOLLOWING FCC COMMERCIAL FURNITURE TEAM MEMBERS TO ADDRESS CONCERNS YOU MAY HAVE:

FCC COMMERCIAL FURNITURE, INC.
T. 800.322.7328

DESIGN MANAGER:
MICKEY HINES
T. 800.322.7328 EXT. 210
DRAFTING MANAGER:
DAVID GALSTER
T. 800.322.7328 EXT. 226

PROJECT COORDINATOR
CHANDRA COUNTS
T. 800.322.7328 EXT. 211

SALESPERSON
CURTIS TIANO
T. 507.581.1056

LEGEND:

REFER TO EACH SHEET FOR ALL NOTES OR CONTRACTOR INFORMATION AND / OR SCHEDULES.

FCC SEATING / DECOR ELEMENT

ITEMS NOT BY FCC & BK CODES

APPROVAL PRINT
PLEASE SIGN, DATE AND RETURN TO
FCC COMMERCIAL FURNITURE INC

APPROVED: _____ DATE: _____

AS NOTED: _____ DATED: _____

APPROVED: _____ DATE: _____

NOTES:

| PROJECT REVISIONS | | | |
|-------------------|--------|---|----------|
| DATE | REV. # | DESCRIPTION | INITIALS |
| 03/24/21 | △ | Checked by Beth. | --- |
| 04/09/21 | △ | Added window on drive thru side of building. Revised seating. | ALM |
| 00/00/00 | △ | --- | --- |
| 00/00/00 | △ | --- | --- |
| 00/00/00 | △ | --- | --- |



FCC COMMERCIAL FURNITURE INC.
8452 OLD HWY 99 N. ROSEBURG, OR 97470 USA
T: 800.322.7328 | F: 541.673.7441 | WWW.FCCFURN.COM
DESIGNED AND BUILT IN U.S.A.

PROPERTY OF FCC COMMERCIAL FURNITURE
THIS IS A FOR DESIGN PURPOSE TO EXPRESS DESIGN CONCEPTS TO THE ARCHITECT, CLIENT, CONTRACTOR AND INSTALLER FOR THE PROJECT SHOWN. THIS DESIGN AND THE CONCEPTS HEREIN SHALL NOT BE ALTERED OR USED AS CONSTRUCTION DOCUMENTS. DO NOT REPRODUCE OR LEND WITHOUT WRITTEN PERMISSION FROM FCC COMMERCIAL FURNITURE INC.

IMPORTANT

WRITTEN DIMENSIONS HAVE PRECEDENCE OVER SCALE IN ALL CASES.

DO NOT SCALE OFF PLANS. CONTACT FCC COMMERCIAL FURNITURE'S REPRESENTATIVE TO VERIFY ANY QUESTIONABLE DIMENSIONS AT TELEPHONE # 800.322.7328

THE GENERAL CONTRACTOR MUST VERIFY ALL BUILDING DIMENSIONS, EQUIPMENT, FURNITURE PLACEMENT, UTILITY LOCATIONS, AND CONDITIONS AT THE JOB SITE.

THE GENERAL CONTRACTOR MUST NOTIFY FCC COMMERCIAL FURNITURE OF ALL DISCREPANCIES AND/OR REQUIRED ADJUSTMENTS PRIOR TO STARTING WORK.

FCC COMMERCIAL FURNITURE HAS PREPARED THESE DOCUMENTS AS ACCURATELY AS POSSIBLE WITH THE ARCHITECTURAL INFORMATION PROVIDED. DUE TO LACK OF ACCURATE AND COMPLETE DIMENSIONED ARCHITECTURAL PLANS, OWNER UNDERSTANDS THAT ADJUSTMENTS TO THE FINAL LOCATIONS OF EQUIPMENT AND/OR FURNITURE PLACEMENT MAY BE REQUIRED AT THE OWNER'S EXPENSE DUE TO DISCREPANCIES BASED ON ACTUAL JOB SITE DIMENSIONS AND CONDITIONS.

REFER TO ARCHITECTURAL OR ENGINEER DRAWINGS FOR COMPLETE AND ACCURATE DIMENSIONS OF BUILDING STRUCTURE.

THESE CONTRACT DOCUMENTS AND THE INFORMATION THEY CONTAIN ARE THE PROPERTY OF FCC COMMERCIAL FURNITURE INC., ROSEBURG, OREGON, 97470.

ALL PREPARED CONTRACT DOCUMENTS MAY NOT BE COPIED, REPRODUCED, USED OR IMPLEMENTED IN ANY WAY, IN PART OR IN WHOLE, WITHOUT THE EXPRESS WRITTEN CONSENT OF FCC COMMERCIAL FURNITURE INC.

ANY UNAUTHORIZED USE OF THESE PLANS WILL RESULT IN PAYMENT DUE FOR SERVICES RENDERED BY FCC COMMERCIAL FURNITURE INC.

ANY DEVIATIONS FROM THESE DRAWINGS FOR ANY REASON SHALL NOT BE DONE WITHOUT CONSENT OF FCC COMMERCIAL FURNITURE INC. IN ADVANCE. IN WRITING. FCC COMMERCIAL FURNITURE IS NOT RESPONSIBLE FOR DEVIATIONS, CHANGES, ADDITIONS, OR DELETIONS NOT REVIEWED AND APPROVED IN ADVANCE BY FCC COMMERCIAL FURNITURE INC.

THESE DOCUMENTS REFLECT SPECIFIC SEATING AND DECOR EQUIPMENT ORDERED OF DATE SHOWN BELOW.

CLIENT:



Burger King #515
1313 28th. St. SW
Wyoming, MI 49509
Decor: Garden Grill
Building Type: Remodel

CUSTOMER
Factorial Holdings

SHEET TITLE:
DINING ROOM
SEATING LAYOUT

WORK ORDER NUMBER:

FINALS BY:

DRAWN BY:
Nathan James

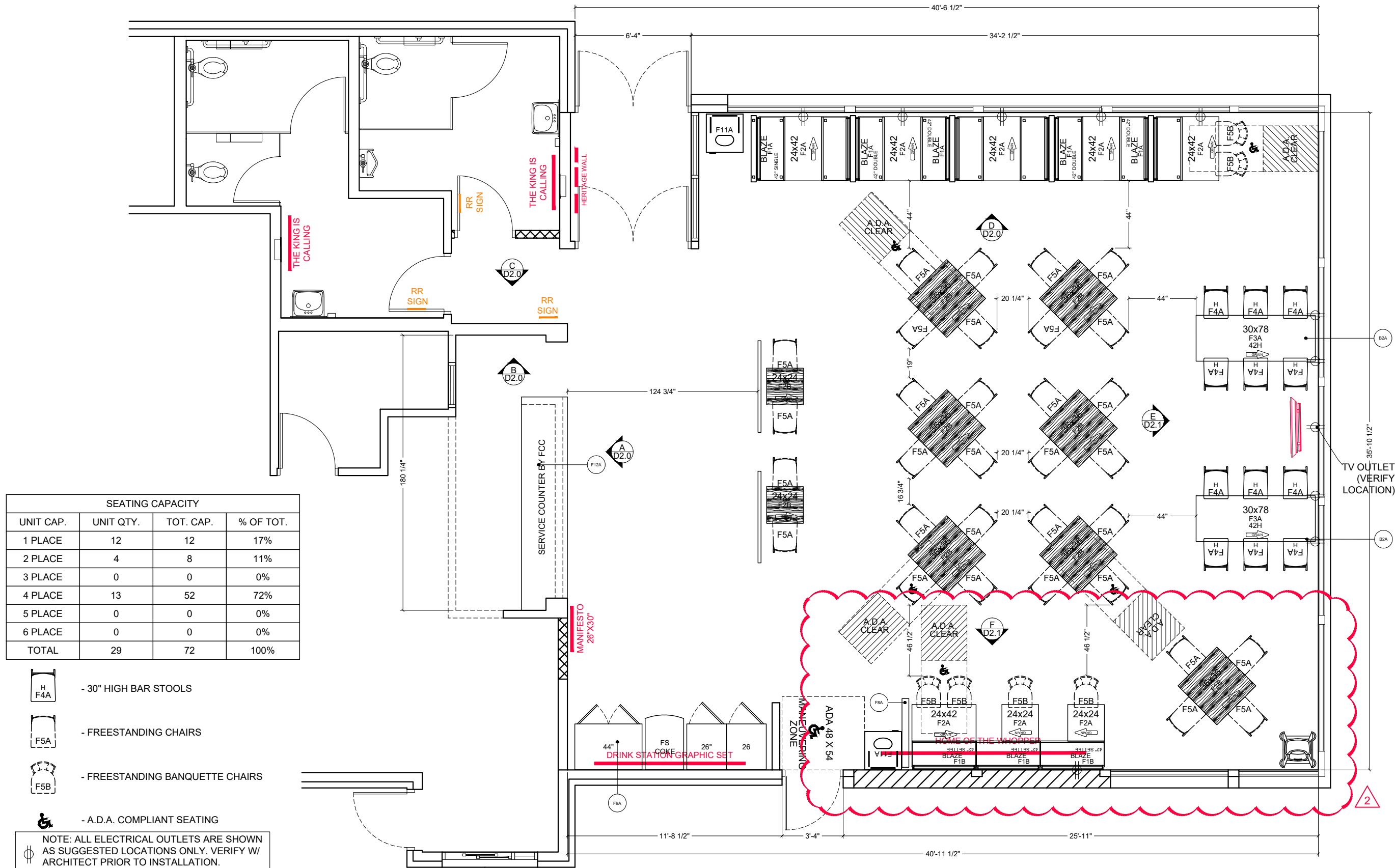
SCALE:
3/16" = 1'-0"

ORIGINAL DATE:
March 18, 2021

PLOT DATE:
April 9, 2021

PROJECT #:
22113-001

SHEET #:
D1.0



| SEATING CAPACITY | | | |
|------------------|-----------|-----------|-----------|
| UNIT CAP. | UNIT QTY. | TOT. CAP. | % OF TOT. |
| 1 PLACE | 12 | 12 | 17% |
| 2 PLACE | 4 | 8 | 11% |
| 3 PLACE | 0 | 0 | 0% |
| 4 PLACE | 13 | 52 | 72% |
| 5 PLACE | 0 | 0 | 0% |
| 6 PLACE | 0 | 0 | 0% |
| TOTAL | 29 | 72 | 100% |

- 30" HIGH BAR STOOLS
- FREESTANDING CHAIRS
- FREESTANDING BANQUETTE CHAIRS
- A.D.A. COMPLIANT SEATING

NOTE: ALL ELECTRICAL OUTLETS ARE SHOWN AS SUGGESTED LOCATIONS ONLY. VERIFY W/ ARCHITECT PRIOR TO INSTALLATION.



FCC COMMERCIAL FURNITURE INC.
8452 OLD HWY 99 N. ROSEBURG, OR 97470 USA
T: 800.322.7328 | F: 541.673.7441 | WWW.FCCFURN.COM
DESIGNED AND BUILT IN U.S.A.

PROPERTY OF FCC COMMERCIAL FURNITURE
THIS IS A FOR DESIGN PURPOSE TO EXPRESS DESIGN CONCEPTS TO THE ARCHITECT, CLIENT, CONTRACTOR AND INSTALLER FOR THE PROJECT SHOWN. THIS DESIGN AND THE CONCEPTS HEREIN SHALL NOT BE ALTERED OR USED AS CONSTRUCTION DOCUMENTS. DO NOT REPRODUCE OR LEND WITHOUT WRITTEN PERMISSION FROM FCC COMMERCIAL FURNITURE INC.

IMPORTANT

WRITTEN DIMENSIONS HAVE PRECEDENCE OVER SCALE IN ALL CASES.

DO NOT SCALE OFF PLANS. CONTACT FCC COMMERCIAL FURNITURE'S REPRESENTATIVE TO VERIFY ANY QUESTIONABLE DIMENSIONS AT TELEPHONE # 800.322.7328

THE GENERAL CONTRACTOR MUST VERIFY ALL BUILDING DIMENSIONS, EQUIPMENT, FURNITURE PLACEMENT, UTILITY LOCATIONS, AND CONDITIONS AT THE JOB SITE.

THE GENERAL CONTRACTOR MUST NOTIFY FCC COMMERCIAL FURNITURE OF ALL DISCREPANCIES AND/OR REQUIRED ADJUSTMENTS PRIOR TO STARTING WORK.

FCC COMMERCIAL FURNITURE HAS PREPARED THESE DOCUMENTS AS ACCURATELY AS POSSIBLE WITH THE ARCHITECTURAL INFORMATION PROVIDED. DUE TO LACK OF ACCURATE AND COMPLETE DIMENSIONED ARCHITECTURAL PLANS, OWNER UNDERSTANDS THAT ADJUSTMENTS TO THE FINAL LOCATIONS OF EQUIPMENT AND/OR FURNITURE PLACEMENT MAY BE REQUIRED AT THE OWNER'S EXPENSE DUE TO DISCREPANCIES BASED ON ACTUAL JOB SITE DIMENSIONS AND CONDITIONS.

REFER TO ARCHITECTURAL OR ENGINEER DRAWINGS FOR COMPLETE AND ACCURATE DIMENSIONS OF BUILDING STRUCTURE.

THESE CONTRACT DOCUMENTS AND THE INFORMATION THEY CONTAIN ARE THE PROPERTY OF FCC COMMERCIAL FURNITURE INC., ROSEBURG, OREGON, 97470.

ALL PREPARED CONTRACT DOCUMENTS MAY NOT BE COPIED, REPRODUCED, USED OR IMPLEMENTED IN ANY WAY, IN PART OR IN WHOLE, WITHOUT THE EXPRESS WRITTEN CONSENT OF FCC COMMERCIAL FURNITURE INC.

ANY UNAUTHORIZED USE OF THESE PLANS WILL RESULT IN PAYMENT DUE FOR SERVICES RENDERED BY FCC COMMERCIAL FURNITURE INC.

ANY DEVIATIONS FROM THESE DRAWINGS FOR ANY REASON SHALL NOT BE DONE WITHOUT CONSENT OF FCC COMMERCIAL FURNITURE INC. IN ADVANCE. IN WRITING. FCC COMMERCIAL FURNITURE IS NOT RESPONSIBLE FOR DEVIATIONS, CHANGES, ADDITIONS, OR DELETIONS NOT REVIEWED AND APPROVED IN ADVANCE BY FCC COMMERCIAL FURNITURE INC.

THESE DOCUMENTS REFLECT SPECIFIC SEATING AND DECOR EQUIPMENT ORDERED OF DATE SHOWN BELOW.

CLIENT:



Burger King #515
1313 28th. St. SW
Wyoming, MI 49509
Decor: Garden Grill
Building Type: Remodel

CUSTOMER
Factorial Holdings

SHEET TITLE:
DINING ROOM PRELIM.
METALWORK LAYOUT
WORK ORDER NUMBER:

FINALS BY:

DRAWN BY:
Nathan James

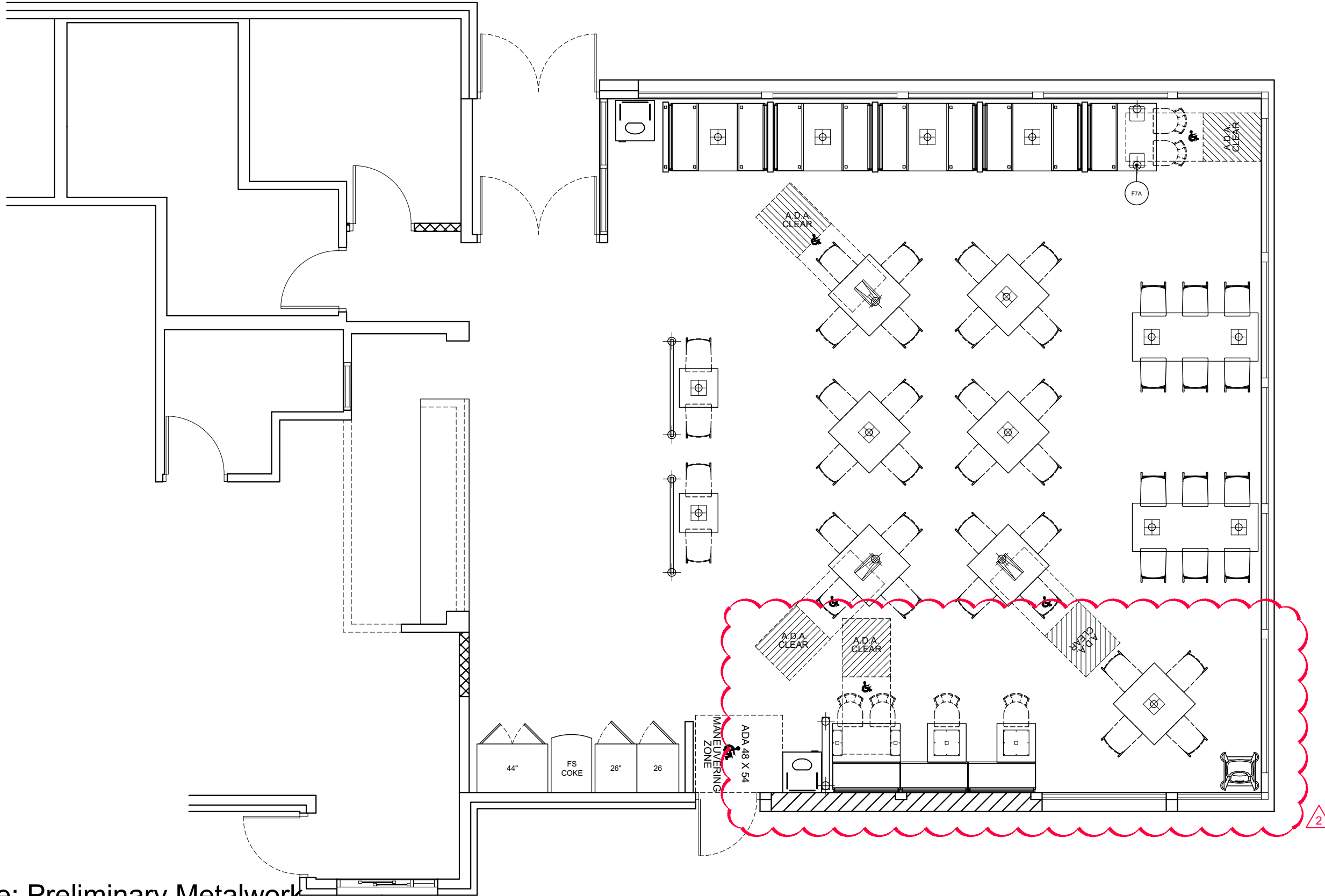
SCALE:
3/16" = 1'-0"

ORIGINAL DATE:
March 18, 2021

PLOT DATE:
April 9, 2021

PROJECT #:
22113-001

SHEET #:
D1.1



*Note: Preliminary Metalwork.
(DO NOT CORE FROM THIS PLAN)



FCC COMMERCIAL FURNITURE INC.
8452 OLD HWY 99 N. ROSEBURG, OR 97470 USA
T: 800.322.7328 | F: 541.673.7441 | WWW.FCCFURN.COM
DESIGNED AND BUILT IN U.S.A.

PROPERTY OF FCC COMMERCIAL FURNITURE
THIS IS A FOR DESIGN PURPOSE TO EXPRESS DESIGN CONCEPTS TO THE ARCHITECT, CLIENT, CONTRACTOR AND INSTALLER FOR THE PROJECT SHOWN. THIS DESIGN AND THE CONCEPTS HEREIN SHALL NOT BE ALTERED OR USED AS CONSTRUCTION DOCUMENTS. DO NOT REPRODUCE OR LEND WITHOUT WRITTEN PERMISSION FROM FCC COMMERCIAL FURNITURE INC.

IMPORTANT

WRITTEN DIMENSIONS HAVE PRECEDENCE OVER SCALE IN ALL CASES.

DO NOT SCALE OFF PLANS. CONTACT FCC COMMERCIAL FURNITURE'S REPRESENTATIVE TO VERIFY ANY QUESTIONABLE DIMENSIONS AT TELEPHONE # 800.322.7328

THE GENERAL CONTRACTOR MUST VERIFY ALL BUILDING DIMENSIONS, EQUIPMENT, FURNITURE PLACEMENT, UTILITY LOCATIONS, AND CONDITIONS AT THE JOB SITE.

THE GENERAL CONTRACTOR MUST NOTIFY FCC COMMERCIAL FURNITURE OF ALL DISCREPANCIES AND/OR REQUIRED ADJUSTMENTS PRIOR TO STARTING WORK.

FCC COMMERCIAL FURNITURE HAS PREPARED THESE DOCUMENTS AS ACCURATELY AS POSSIBLE WITH THE ARCHITECTURAL INFORMATION PROVIDED. DUE TO LACK OF ACCURATE AND COMPLETE DIMENSIONED ARCHITECTURAL PLANS, OWNER UNDERSTANDS THAT ADJUSTMENTS TO THE FINAL LOCATIONS OF EQUIPMENT AND/OR FURNITURE PLACEMENT MAY BE REQUIRED AT THE OWNER'S EXPENSE DUE TO DISCREPANCIES BASED ON ACTUAL JOB SITE DIMENSIONS AND CONDITIONS.

REFER TO ARCHITECTURAL OR ENGINEER DRAWINGS FOR COMPLETE AND ACCURATE DIMENSIONS OF BUILDING STRUCTURE.

THESE CONTRACT DOCUMENTS AND THE INFORMATION THEY CONTAIN ARE THE PROPERTY OF FCC COMMERCIAL FURNITURE INC., ROSEBURG, OREGON, 97470.

ALL PREPARED CONTRACT DOCUMENTS MAY NOT BE COPIED, REPRODUCED, USED OR IMPLEMENTED IN ANY WAY, IN PART OR IN WHOLE, WITHOUT THE EXPRESS WRITTEN CONSENT OF FCC COMMERCIAL FURNITURE INC.

ANY UNAUTHORIZED USE OF THESE PLANS WILL RESULT IN PAYMENT DUE FOR SERVICES RENDERED BY FCC COMMERCIAL FURNITURE INC.

ANY DEVIATIONS FROM THESE DRAWINGS FOR ANY REASON SHALL NOT BE DONE WITHOUT CONSENT OF FCC COMMERCIAL FURNITURE INC. IN ADVANCE. IN WRITING. FCC COMMERCIAL FURNITURE IS NOT RESPONSIBLE FOR DEVIATIONS, CHANGES, ADDITIONS, OR DELETIONS NOT REVIEWED AND APPROVED IN ADVANCE BY FCC COMMERCIAL FURNITURE INC.

THESE DOCUMENTS REFLECT SPECIFIC SEATING AND DECOR EQUIPMENT ORDERED OF DATE SHOWN BELOW.

CLIENT:



Burger King #515
1313 28th. St. SW
Wyoming, MI 49509
Decor: Garden Grill
Building Type: Remodel

CUSTOMER
Factorial Holdings

SHEET TITLE:
INTERIOR BUILDING
ELEVATIONS

WORK ORDER NUMBER:

FINALS BY:

DRAWN BY:
Nathan James

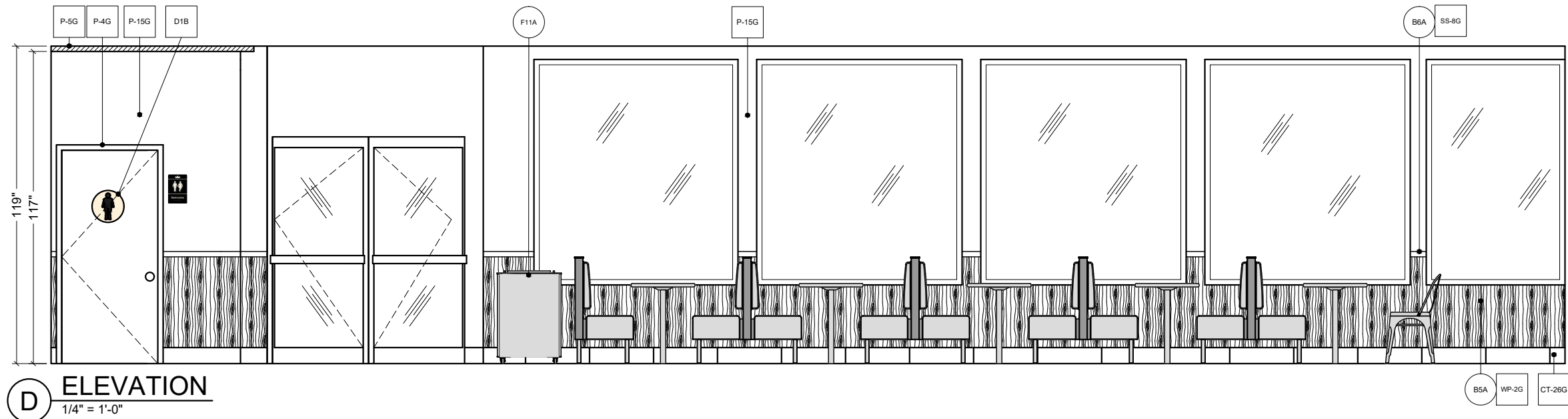
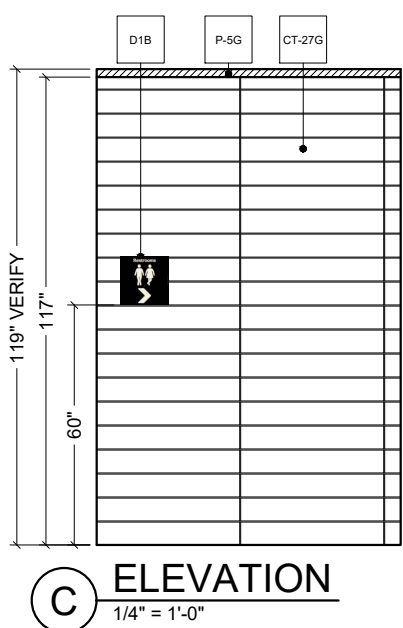
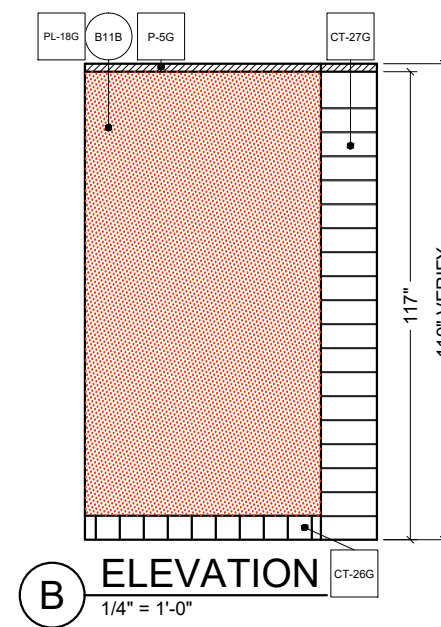
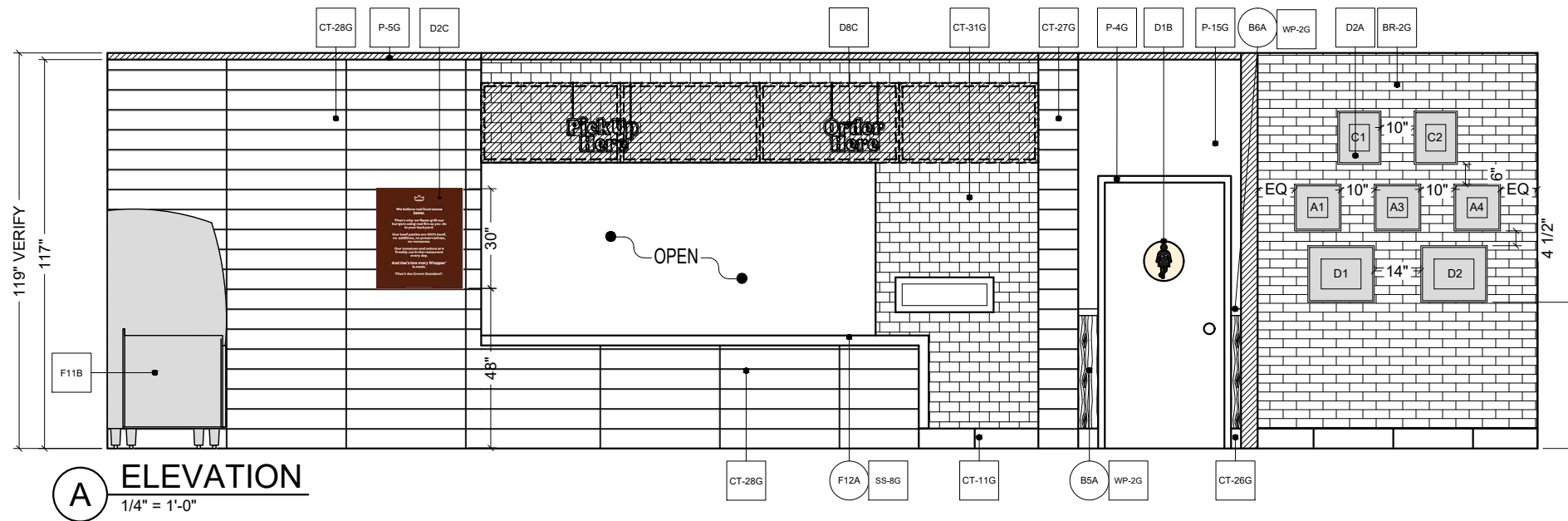
SCALE:
1/4" = 1'-0"

ORIGINAL DATE:
March 18, 2021

PLOT DATE:
April 9, 2021

PROJECT #:
22113-001

SHEET #:
D2.0



SHEET #:
D2.0



FCC COMMERCIAL FURNITURE INC.
8452 OLD HWY 99 N. ROSEBURG, OR 97470 USA
T: 800.322.7328 | F: 541.673.7441 | WWW.FCCFURN.COM
DESIGNED AND BUILT IN U.S.A.

PROPERTY OF FCC COMMERCIAL FURNITURE
THIS IS A FOR DESIGN PURPOSE TO EXPRESS DESIGN CONCEPTS TO THE ARCHITECT, CLIENT, CONTRACTOR AND INSTALLER FOR THE PROJECT SHOWN. THIS DESIGN AND THE CONCEPTS HEREIN SHALL NOT BE ALTERED OR USED AS CONSTRUCTION DOCUMENTS. DO NOT REPRODUCE OR LEND WITHOUT WRITTEN PERMISSION FROM FCC COMMERCIAL FURNITURE INC.

IMPORTANT

WRITTEN DIMENSIONS HAVE PRECEDENCE OVER SCALE IN ALL CASES.

DO NOT SCALE OFF PLANS. CONTACT FCC COMMERCIAL FURNITURE'S REPRESENTATIVE TO VERIFY ANY QUESTIONABLE DIMENSIONS AT TELEPHONE # 800.322.7328

THE GENERAL CONTRACTOR MUST VERIFY ALL BUILDING DIMENSIONS, EQUIPMENT, FURNITURE PLACEMENT, UTILITY LOCATIONS, AND CONDITIONS AT THE JOB SITE.

THE GENERAL CONTRACTOR MUST NOTIFY FCC COMMERCIAL FURNITURE OF ALL DISCREPANCIES AND/OR REQUIRED ADJUSTMENTS PRIOR TO STARTING WORK.

FCC COMMERCIAL FURNITURE HAS PREPARED THESE DOCUMENTS AS ACCURATELY AS POSSIBLE WITH THE ARCHITECTURAL INFORMATION PROVIDED. DUE TO LACK OF ACCURATE AND COMPLETE DIMENSIONED ARCHITECTURAL PLANS, OWNER UNDERSTANDS THAT ADJUSTMENTS TO THE FINAL LOCATIONS OF EQUIPMENT AND/OR FURNITURE PLACEMENT MAY BE REQUIRED AT THE OWNER'S EXPENSE DUE TO DISCREPANCIES BASED ON ACTUAL JOB SITE DIMENSIONS AND CONDITIONS.

REFER TO ARCHITECTURAL OR ENGINEER DRAWINGS FOR COMPLETE AND ACCURATE DIMENSIONS OF BUILDING STRUCTURE.

THESE CONTRACT DOCUMENTS AND THE INFORMATION THEY CONTAIN ARE THE PROPERTY OF FCC COMMERCIAL FURNITURE INC., ROSEBURG, OREGON, 97470.

ALL PREPARED CONTRACT DOCUMENTS MAY NOT BE COPIED, REPRODUCED, USED OR IMPLEMENTED IN ANY WAY, IN PART OR IN WHOLE, WITHOUT THE EXPRESS WRITTEN CONSENT OF FCC COMMERCIAL FURNITURE INC.

ANY UNAUTHORIZED USE OF THESE PLANS WILL RESULT IN PAYMENT DUE FOR SERVICES RENDERED BY FCC COMMERCIAL FURNITURE INC.

ANY DEVIATIONS FROM THESE DRAWINGS FOR ANY REASON SHALL NOT BE DONE WITHOUT CONSENT OF FCC COMMERCIAL FURNITURE INC. IN WRITING. FCC COMMERCIAL FURNITURE IS NOT RESPONSIBLE FOR DEVIATIONS, CHANGES, ADDITIONS, OR DELETIONS NOT REVIEWED AND APPROVED IN ADVANCE BY FCC COMMERCIAL FURNITURE INC.

THESE DOCUMENTS REFLECT SPECIFIC SEATING AND DECOR EQUIPMENT ORDERED OF DATE SHOWN BELOW.

CLIENT:



Burger King #515
1313 28th. St. SW
Wyoming, MI 49509
Decor: Garden Grill
Building Type: Remodel

CUSTOMER
Factorial Holdings

SHEET TITLE:
INTERIOR BUILDING
ELEVATIONS

WORK ORDER NUMBER:

FINALS BY:

DRAWN BY:
Nathan James
SCALE:

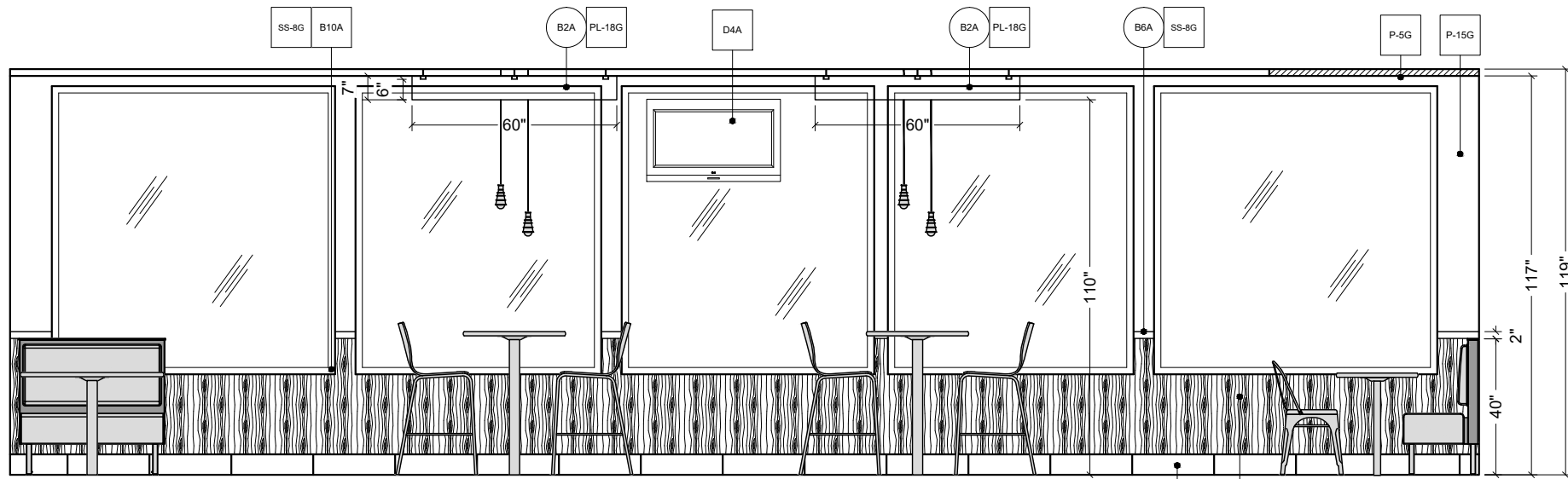
1/4" = 1'-0"

ORIGINAL DATE:
March 18, 2021

PLOT DATE:
April 9, 2021

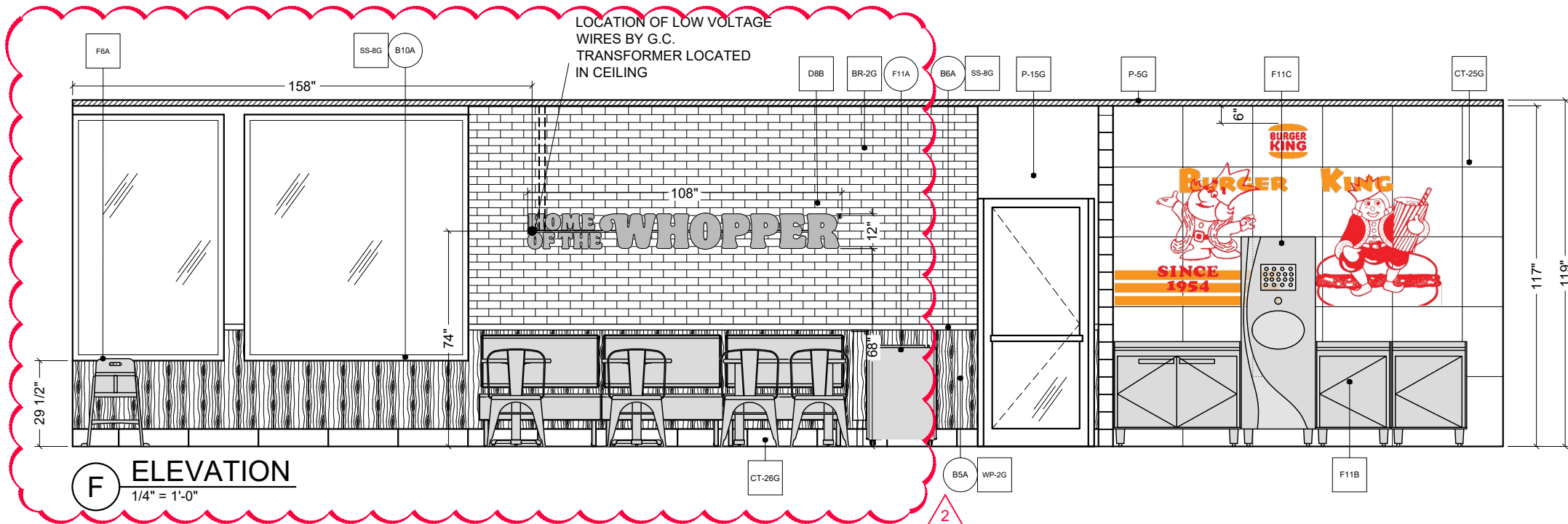
PROJECT #:
22113-001

SHEET #:
D2.1



E ELEVATION
1/4" = 1'-0"

CT-26G B5A WP-2G



F ELEVATION
1/4" = 1'-0"

2



FCC COMMERCIAL FURNITURE INC.
8452 OLD HWY 99 N. ROSEBURG, OR 97470 USA
T: 800.322.7328 | F: 541.673.7441 | WWW.FCCFURN.COM
DESIGNED AND BUILT IN U.S.A.

PROPERTY OF FCC COMMERCIAL FURNITURE
THIS IS A FOR DESIGN PURPOSE TO EXPRESS DESIGN CONCEPTS TO THE ARCHITECT, CLIENT, CONTRACTOR AND INSTALLER FOR THE PROJECT SHOWN. THIS DESIGN AND THE CONCEPTS HEREIN SHALL NOT BE ALTERED OR USED AS CONSTRUCTION DOCUMENTS. DO NOT REPRODUCE OR LEND WITHOUT WRITTEN PERMISSION FROM FCC COMMERCIAL FURNITURE INC.

IMPORTANT

WRITTEN DIMENSIONS HAVE PRECEDENCE OVER SCALE IN ALL CASES.

DO NOT SCALE OFF PLANS. CONTACT FCC COMMERCIAL FURNITURE'S REPRESENTATIVE TO VERIFY ANY QUESTIONABLE DIMENSIONS AT TELEPHONE # 800.322.7328

THE GENERAL CONTRACTOR MUST VERIFY ALL BUILDING DIMENSIONS, EQUIPMENT, FURNITURE PLACEMENT, UTILITY LOCATIONS, AND CONDITIONS AT THE JOB SITE.

THE GENERAL CONTRACTOR MUST NOTIFY FCC COMMERCIAL FURNITURE OF ALL DISCREPANCIES AND/OR REQUIRED ADJUSTMENTS PRIOR TO STARTING WORK.

FCC COMMERCIAL FURNITURE HAS PREPARED THESE DOCUMENTS AS ACCURATELY AS POSSIBLE WITH THE ARCHITECTURAL INFORMATION PROVIDED. DUE TO LACK OF ACCURATE AND COMPLETE DIMENSIONED ARCHITECTURAL PLANS, OWNER UNDERSTANDS THAT ADJUSTMENTS TO THE FINAL LOCATIONS OF EQUIPMENT AND/OR FURNITURE PLACEMENT MAY BE REQUIRED AT THE OWNER'S EXPENSE DUE TO DISCREPANCIES BASED ON ACTUAL JOB SITE DIMENSIONS AND CONDITIONS.

REFER TO ARCHITECTURAL OR ENGINEER DRAWINGS FOR COMPLETE AND ACCURATE DIMENSIONS OF BUILDING STRUCTURE.

THESE CONTRACT DOCUMENTS AND THE INFORMATION THEY CONTAIN ARE THE PROPERTY OF FCC COMMERCIAL FURNITURE INC., ROSEBURG, OREGON, 97470.

ALL PREPARED CONTRACT DOCUMENTS MAY NOT BE COPIED, REPRODUCED, USED OR IMPLEMENTED IN ANY WAY, IN PART OR IN WHOLE, WITHOUT THE EXPRESS WRITTEN CONSENT OF FCC COMMERCIAL FURNITURE INC.

ANY UNAUTHORIZED USE OF THESE PLANS WILL RESULT IN PAYMENT DUE FOR SERVICES RENDERED BY FCC COMMERCIAL FURNITURE INC.

ANY DEVIATIONS FROM THESE DRAWINGS FOR ANY REASON SHALL NOT BE DONE WITHOUT CONSENT OF FCC COMMERCIAL FURNITURE INC. IN ADVANCE. IN WRITING. FCC COMMERCIAL FURNITURE IS NOT RESPONSIBLE FOR DEVIATIONS, CHANGES, ADDITIONS, OR DELETIONS NOT REVIEWED AND APPROVED IN ADVANCE BY FCC COMMERCIAL FURNITURE INC.

THESE DOCUMENTS REFLECT SPECIFIC SEATING AND DECOR EQUIPMENT ORDERED OF DATE SHOWN BELOW.

CLIENT:



Burger King #515
1313 28th. St. SW
Wyoming, MI 49509
Decor: Garden Grill
Building Type: Remodel

CUSTOMER
Factorial Holdings

SHEET TITLE:
INTERIOR BUILDING
ELEVATIONS

WORK ORDER NUMBER:

FINALS BY:

DRAWN BY:
Nathan James

SCALE:

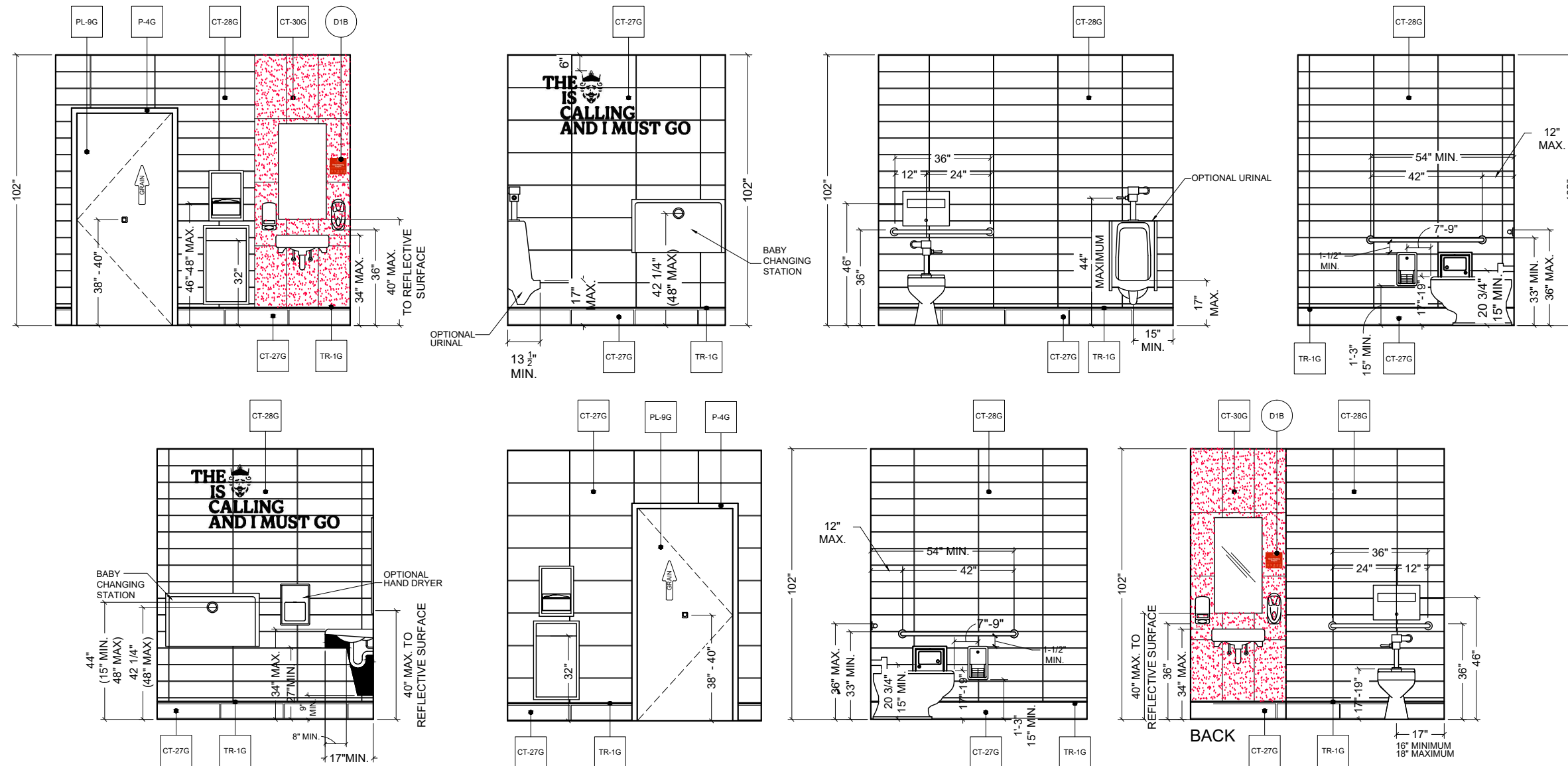
1/4" = 1'-0"

ORIGINAL DATE:
March 18, 2021

PLOT DATE:
April 9, 2021

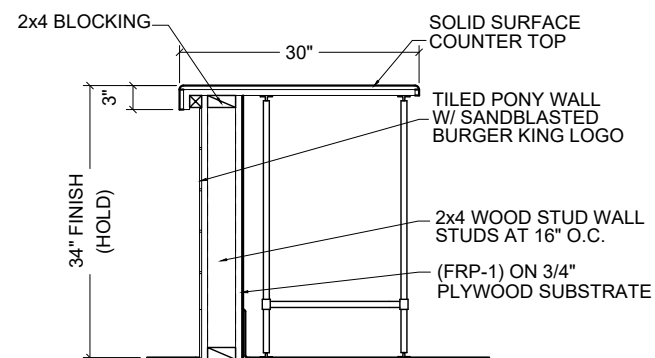
PROJECT #:
22113-001

SHEET #:
D2.2

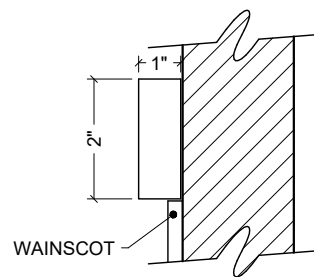


TYPICAL RESTROOM FINISH ELEVATIONS
RE : WALL FINISH PLAN

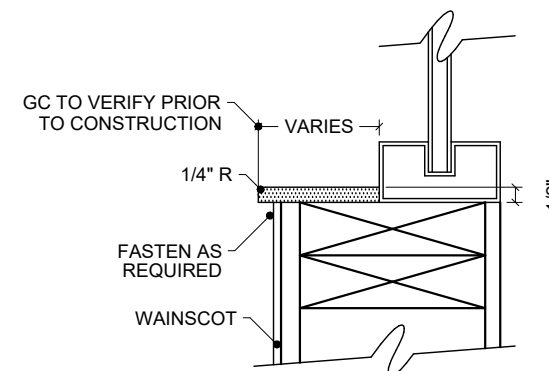
NOTE:
REFER TO 20/20 GARDEN GRILL DECOR GUIDELINES
FOUND AT DESIGNWITHBK.COM (INTERIOR DESIGN
GUIDELINES) FOR REQUIRED RESTROOM GRAPHICS.



1 SECTION AT SERVICE COUNTER
N.T.S.



2 SECTION AT CHAIR RAIL
N.T.S.



3 SECTION AT WINDOW SILLS
N.T.S.



FCC COMMERCIAL FURNITURE INC.
8452 OLD HWY 99 N. ROSEBURG, OR 97470 USA
T: 800.322.7328 | F: 541.673.7441 | WWW.FCCFURN.COM
DESIGNED AND BUILT IN U.S.A.

PROPERTY OF FCC COMMERCIAL FURNITURE
THIS IS A FOR DESIGN PURPOSE TO EXPRESS DESIGN CONCEPTS TO THE ARCHITECT, CLIENT, CONTRACTOR AND INSTALLER FOR THE PROJECT SHOWN. THIS DESIGN AND THE CONCEPTS HEREIN SHALL NOT BE ALTERED OR USED AS CONSTRUCTION DOCUMENTS. DO NOT REPRODUCE OR LEND WITHOUT WRITTEN PERMISSION FROM FCC COMMERCIAL FURNITURE INC.

IMPORTANT

WRITTEN DIMENSIONS HAVE PRECEDENCE OVER SCALE IN ALL CASES.

DO NOT SCALE OFF PLANS. CONTACT FCC COMMERCIAL FURNITURE'S REPRESENTATIVE TO VERIFY ANY QUESTIONABLE DIMENSIONS AT TELEPHONE # 800.322.7328

THE GENERAL CONTRACTOR MUST VERIFY ALL BUILDING DIMENSIONS, EQUIPMENT, FURNITURE PLACEMENT, UTILITY LOCATIONS, AND CONDITIONS AT THE JOB SITE.

THE GENERAL CONTRACTOR MUST NOTIFY FCC COMMERCIAL FURNITURE OF ALL DISCREPANCIES AND/OR REQUIRED ADJUSTMENTS PRIOR TO STARTING WORK.

FCC COMMERCIAL FURNITURE HAS PREPARED THESE DOCUMENTS AS ACCURATELY AS POSSIBLE WITH THE ARCHITECTURAL INFORMATION PROVIDED. DUE TO LACK OF ACCURATE AND COMPLETE DIMENSIONED ARCHITECTURAL PLANS, OWNER UNDERSTANDS THAT ADJUSTMENTS TO THE FINAL LOCATIONS OF EQUIPMENT AND/OR FURNITURE PLACEMENT MAY BE REQUIRED AT THE OWNER'S EXPENSE DUE TO DISCREPANCIES BASED ON ACTUAL JOB SITE DIMENSIONS AND CONDITIONS.

REFER TO ARCHITECTURAL OR ENGINEER DRAWINGS FOR COMPLETE AND ACCURATE DIMENSIONS OF BUILDING STRUCTURE.

THESE CONTRACT DOCUMENTS AND THE INFORMATION THEY CONTAIN ARE THE PROPERTY OF FCC COMMERCIAL FURNITURE INC., ROSEBURG, OREGON, 97470.

ALL PREPARED CONTRACT DOCUMENTS MAY NOT BE COPIED, REPRODUCED, USED OR IMPLEMENTED IN ANY WAY, IN PART OR IN WHOLE, WITHOUT THE EXPRESS WRITTEN CONSENT OF FCC COMMERCIAL FURNITURE INC.

ANY UNAUTHORIZED USE OF THESE PLANS WILL RESULT IN PAYMENT DUE FOR SERVICES RENDERED BY FCC COMMERCIAL FURNITURE INC.

ANY DEVIATIONS FROM THESE DRAWINGS FOR ANY REASON SHALL NOT BE DONE WITHOUT CONSENT OF FCC COMMERCIAL FURNITURE INC. IN WRITING. FCC COMMERCIAL FURNITURE IS NOT RESPONSIBLE FOR DEVIATIONS, CHANGES, ADDITIONS, OR DELETIONS NOT REVIEWED AND APPROVED IN ADVANCE BY FCC COMMERCIAL FURNITURE INC.

THESE DOCUMENTS REFLECT SPECIFIC SEATING AND DECOR EQUIPMENT ORDERED OF DATE SHOWN BELOW.

CLIENT:



Burger King #515
1313 28th. St. SW
Wyoming, MI 49509
Decor: Garden Grill
Building Type: Remodel

CUSTOMER
Factorial Holdings

SHEET TITLE:
DECOR
ELEVATIONS

WORK ORDER NUMBER:

FINALS BY:

DRAWN BY:
Nathan James
SCALE:

1/4" = 1'-0"

ORIGINAL DATE:
March 18, 2021

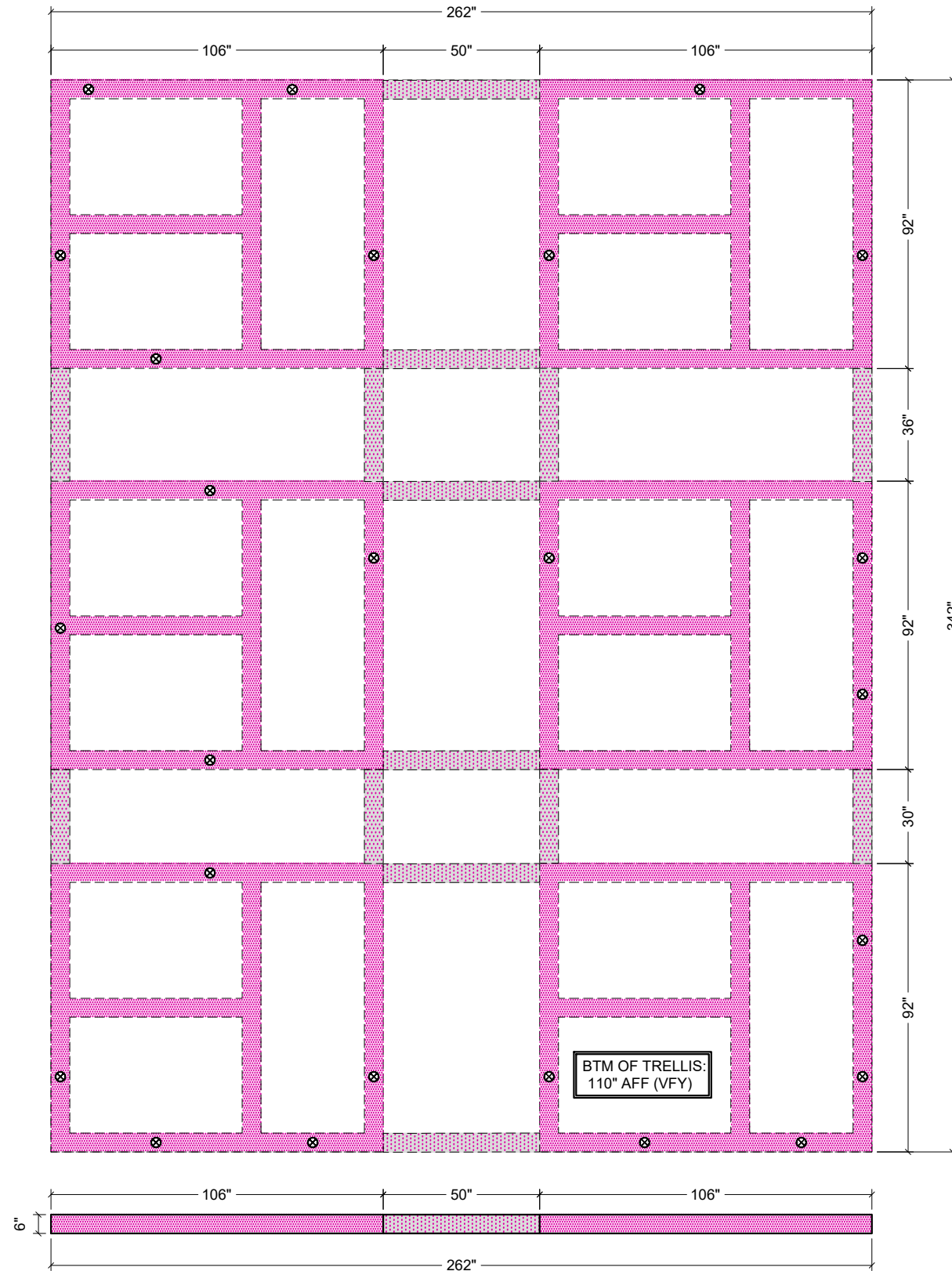
PLOT DATE:
April 9, 2021

PROJECT #:

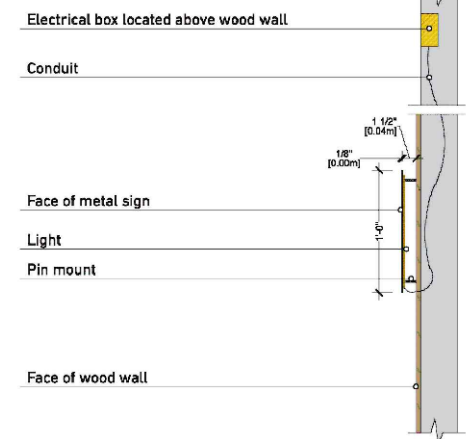
22113-001

SHEET #:

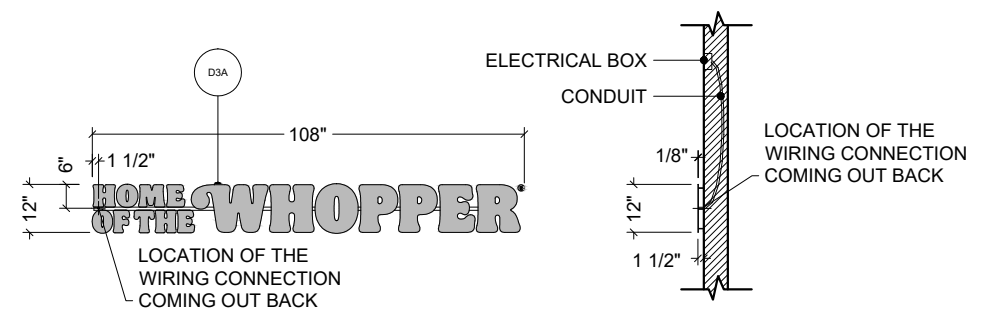
D3.0



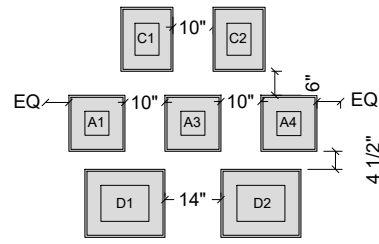
A TRELLIS SOFFIT DETAIL
1/4" = 1'-0"



HOTW Diagram

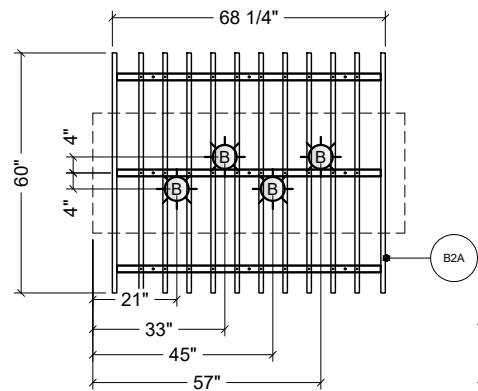


B DETAIL - HOME OF THE WHOPPER - BACKLIT
1/4" = 1'-0"



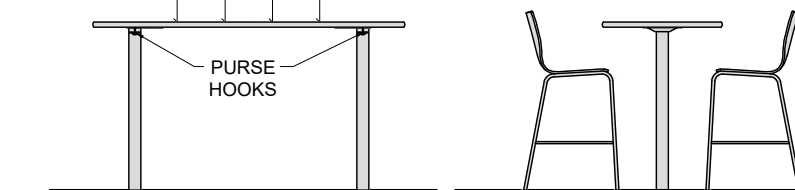
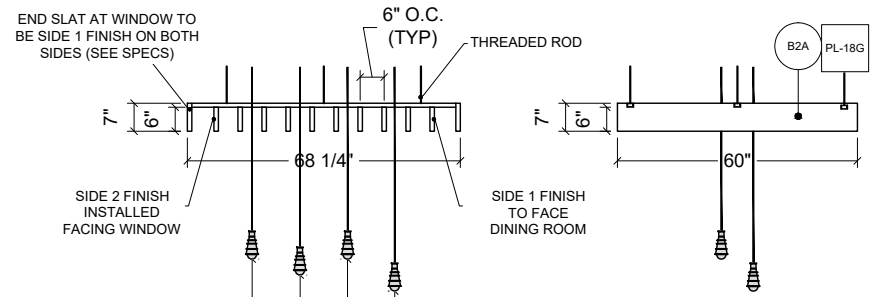
MEDIUM SIZE WALL(7'-0")

C HERITAGE WALL DETAIL
1/4" = 1'-0"



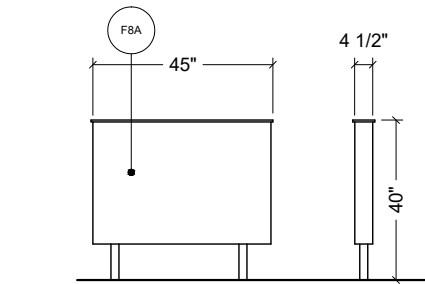
PLAN VIEW

-SIDE 1 FINISH: LAMINATE, NEVAMAR WZ2001T SANTA ROSA PLUM
-SIDE 2 FINISH: LAMINATE, NEVAMAR SO3300 SD, CAFE SIENNA

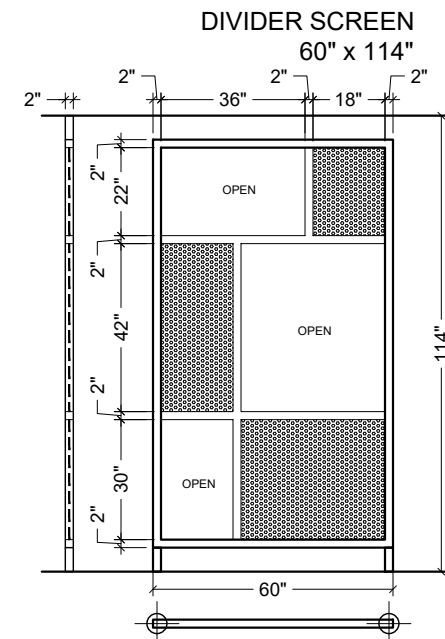


SIDE VIEW WINDOW DINING ROOM
END VIEW

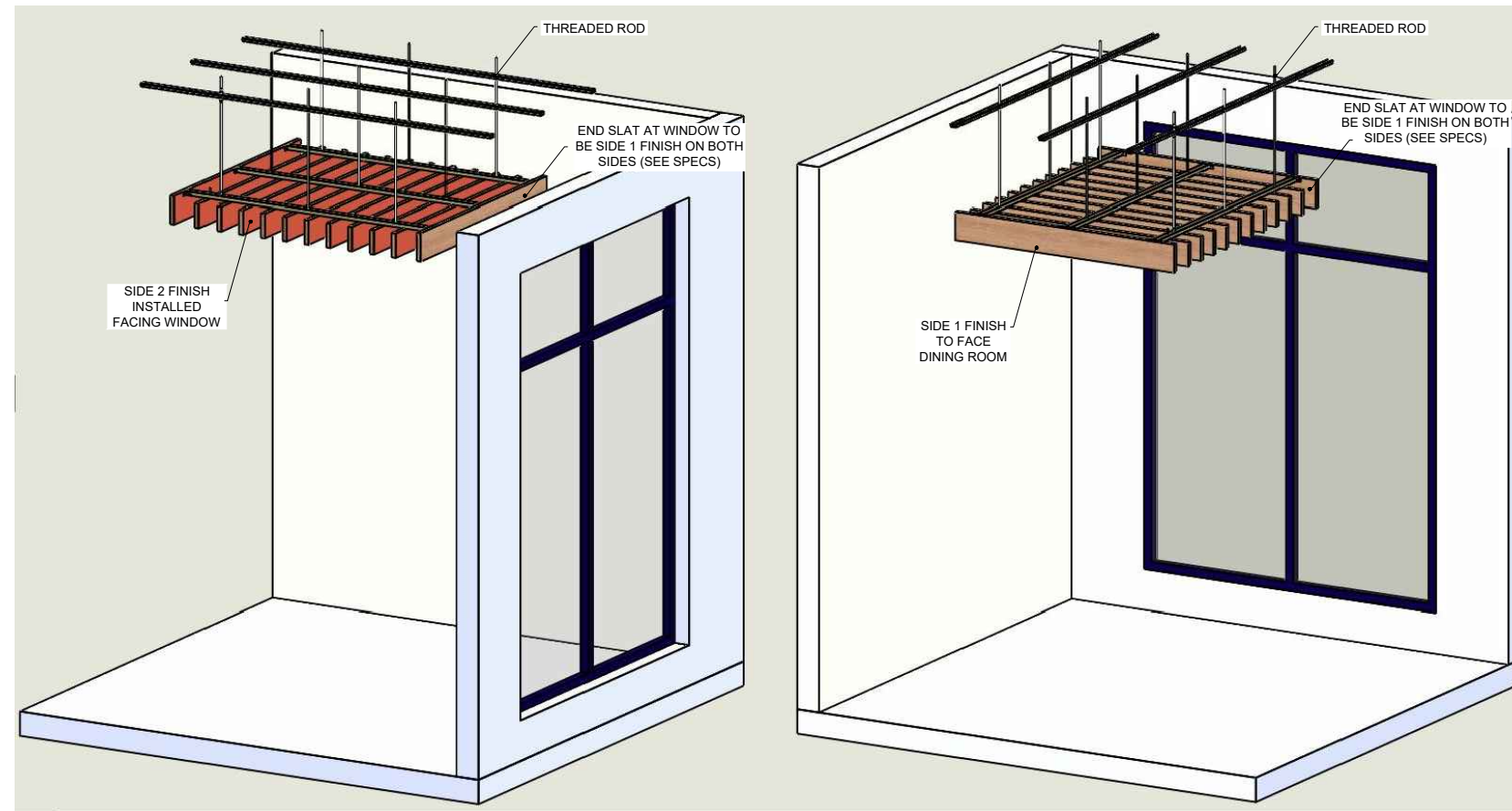
G DETAIL
1/4" = 1'-0"
ELEVATION OCCURS (-) TIMES



I ELEVATION
1/4" = 1'-0"



J DETAIL
1/4" = 1'-0"
ELEVATION OCCURS (2) TIMES



H SLAT SOFFIT ORIENTATION
1/4" = 1'-0"



FCC COMMERCIAL FURNITURE INC.
8452 OLD HWY 99 N. ROSEBURG, OR 97470 USA
T: 800.322.7328 | F: 541.673.7441 | WWW.FCCFURN.COM
DESIGNED AND BUILT IN U.S.A.

PROPERTY OF FCC COMMERCIAL FURNITURE
THIS IS A FOR DESIGN PURPOSE TO EXPRESS DESIGN CONCEPTS TO THE ARCHITECT, CLIENT, CONTRACTOR AND INSTALLER FOR THE PROJECT SHOWN. THIS DESIGN AND THE CONCEPTS HEREIN SHALL NOT BE ALTERED OR USED AS CONSTRUCTION DOCUMENTS. DO NOT REPRODUCE OR LEND WITHOUT WRITTEN PERMISSION FROM FCC COMMERCIAL FURNITURE INC.

IMPORTANT

WRITTEN DIMENSIONS HAVE PRECEDENCE OVER SCALE IN ALL CASES.

DO NOT SCALE OFF PLANS. CONTACT FCC COMMERCIAL FURNITURE'S REPRESENTATIVE TO VERIFY ANY QUESTIONABLE DIMENSIONS AT TELEPHONE # 800.322.7328

THE GENERAL CONTRACTOR MUST VERIFY ALL BUILDING DIMENSIONS, EQUIPMENT, FURNITURE PLACEMENT, UTILITY LOCATIONS, AND CONDITIONS AT THE JOB SITE.

THE GENERAL CONTRACTOR MUST NOTIFY FCC COMMERCIAL FURNITURE OF ALL DISCREPANCIES AND/OR REQUIRED ADJUSTMENTS PRIOR TO STARTING WORK.

FCC COMMERCIAL FURNITURE HAS PREPARED THESE DOCUMENTS AS ACCURATELY AS POSSIBLE WITH THE ARCHITECTURAL INFORMATION PROVIDED. DUE TO LACK OF ACCURATE AND COMPLETE DIMENSIONED ARCHITECTURAL PLANS, OWNER UNDERSTANDS THAT ADJUSTMENTS TO THE FINAL LOCATIONS OF EQUIPMENT AND/OR FURNITURE PLACEMENT MAY BE REQUIRED AT THE OWNER'S EXPENSE DUE TO DISCREPANCIES BASED ON ACTUAL JOB SITE DIMENSIONS AND CONDITIONS.

REFER TO ARCHITECTURAL OR ENGINEER DRAWINGS FOR COMPLETE AND ACCURATE DIMENSIONS OF BUILDING STRUCTURE.

THESE CONTRACT DOCUMENTS AND THE INFORMATION THEY CONTAIN ARE THE PROPERTY OF FCC COMMERCIAL FURNITURE INC., ROSEBURG, OREGON, 97470.

ALL PREPARED CONTRACT DOCUMENTS MAY NOT BE COPIED, REPRODUCED, USED OR IMPLEMENTED IN ANY WAY, IN PART OR IN WHOLE, WITHOUT THE EXPRESS WRITTEN CONSENT OF FCC COMMERCIAL FURNITURE INC.

ANY UNAUTHORIZED USE OF THESE PLANS WILL RESULT IN PAYMENT DUE FOR SERVICES RENDERED BY FCC COMMERCIAL FURNITURE INC.

ANY DEVIATIONS FROM THESE DRAWINGS FOR ANY REASON SHALL NOT BE DONE WITHOUT CONSENT OF FCC COMMERCIAL FURNITURE INC. IN ADVANCE. IN WRITING. FCC COMMERCIAL FURNITURE IS NOT RESPONSIBLE FOR DEVIATIONS, CHANGES, ADDITIONS, OR DELETIONS NOT REVIEWED AND APPROVED IN ADVANCE BY FCC COMMERCIAL FURNITURE INC.

THESE DOCUMENTS REFLECT SPECIFIC SEATING AND DECOR EQUIPMENT ORDERED OF DATE SHOWN BELOW.

CLIENT:



Burger King #515
1313 28th. St. SW
Wyoming, MI 49509
Decor: Garden Grill
Building Type: Remodel

CUSTOMER
Factorial Holdings

SHEET TITLE:
DECOR
ELEVATIONS

WORK ORDER NUMBER:

FINALS BY:

DRAWN BY:
Nathan James
SCALE:

1/4" = 1'-0"

ORIGINAL DATE:
March 18, 2021

PLOT DATE:
April 9, 2021

PROJECT #:
22113-001

SHEET #:

D3.1



FCC COMMERCIAL FURNITURE INC.
8452 OLD HWY 99 N. ROSEBURG, OR 97470 USA
T. 800.322.7328 | F. 541.673.7441 | WWW.FCCFURN.COM
DESIGNED AND BUILT IN U.S.A.

PROPERTY OF FCC COMMERCIAL FURNITURE
THIS IS A FOR DESIGN PURPOSE TO EXPRESS DESIGN CONCEPTS TO THE ARCHITECT, CLIENT, CONTRACTOR AND INSTALLER FOR THE PROJECT SHOWN. THIS DESIGN AND THE CONCEPTS HEREIN SHALL NOT BE ALTERED OR USED AS CONSTRUCTION DOCUMENTS. DO NOT REPRODUCE OR LEND WITHOUT WRITTEN PERMISSION FROM FCC COMMERCIAL FURNITURE INC.

IMPORTANT

WRITTEN DIMENSIONS HAVE PRECEDENCE OVER SCALE IN ALL CASES.

DO NOT SCALE OFF PLANS. CONTACT FCC COMMERCIAL FURNITURE REPRESENTATIVE TO VERIFY ANY QUESTIONABLE DIMENSIONS AT TELEPHONE # 800.322.7328

THE GENERAL CONTRACTOR MUST VERIFY ALL BUILDING DIMENSIONS, EQUIPMENT, FURNITURE PLACEMENT, UTILITY LOCATIONS, AND CONDITIONS AT THE JOB SITE.

THE GENERAL CONTRACTOR MUST NOTIFY FCC COMMERCIAL FURNITURE OF ALL DISCREPANCIES AND/OR REQUIRED ADJUSTMENTS PRIOR TO STARTING WORK.

FCC COMMERCIAL FURNITURE HAS PREPARED THESE DOCUMENTS AS ACCURATELY AS POSSIBLE WITH THE ARCHITECTURAL INFORMATION PROVIDED. DUE TO LACK OF ACCURATE AND COMPLETE DIMENSIONED ARCHITECTURAL PLANS, OWNER UNDERSTANDS THAT ADJUSTMENTS TO THE FINAL LOCATIONS OF EQUIPMENT AND/OR FURNITURE PLACEMENT MAY BE REQUIRED AT THE OWNER'S EXPENSE DUE TO DISCREPANCIES BASED ON ACTUAL JOB SITE DIMENSIONS AND CONDITIONS.

REFER TO ARCHITECTURAL OR ENGINEER DRAWINGS FOR COMPLETE AND ACCURATE DIMENSIONS OF BUILDING STRUCTURE.

THESE CONTRACT DOCUMENTS AND THE INFORMATION THEY CONTAIN ARE THE PROPERTY OF FCC COMMERCIAL FURNITURE INC., ROSEBURG, OREGON, 97470.

ALL PREPARED CONTRACT DOCUMENTS MAY NOT BE COPIED, REPRODUCED, USED OR IMPLEMENTED IN ANY WAY, IN PART OR IN WHOLE, WITHOUT THE EXPRESS WRITTEN CONSENT OF FCC COMMERCIAL FURNITURE INC.

ANY UNAUTHORIZED USE OF THESE PLANS WILL RESULT IN PAYMENT DUE FOR SERVICES RENDERED BY FCC COMMERCIAL FURNITURE INC.

ANY DEVIATIONS FROM THESE DRAWINGS FOR ANY REASON SHALL NOT BE DONE WITHOUT CONSENT OF FCC COMMERCIAL FURNITURE INC. IN WRITING. FCC COMMERCIAL FURNITURE IS NOT RESPONSIBLE FOR DEVIATIONS, CHANGES, ADDITIONS, OR DELETIONS NOT REVIEWED AND APPROVED IN ADVANCE BY FCC COMMERCIAL FURNITURE INC.

THESE DOCUMENTS REFLECT SPECIFIC SEATING AND DECOR EQUIPMENT ORDERED OF DATE SHOWN BELOW.

CLIENT:



Burger King #515
1313 28th. St. SW
Wyoming, MI 49509
Decor: Garden Grill
Building Type: Remodel

CUSTOMER
Factorial Holdings

SHEET TITLE:
DINING ROOM
REFLECTED CEILING PLAN
WORK ORDER NUMBER:

FINALS BY:

DRAWN BY:
Nathan James
SCALE:

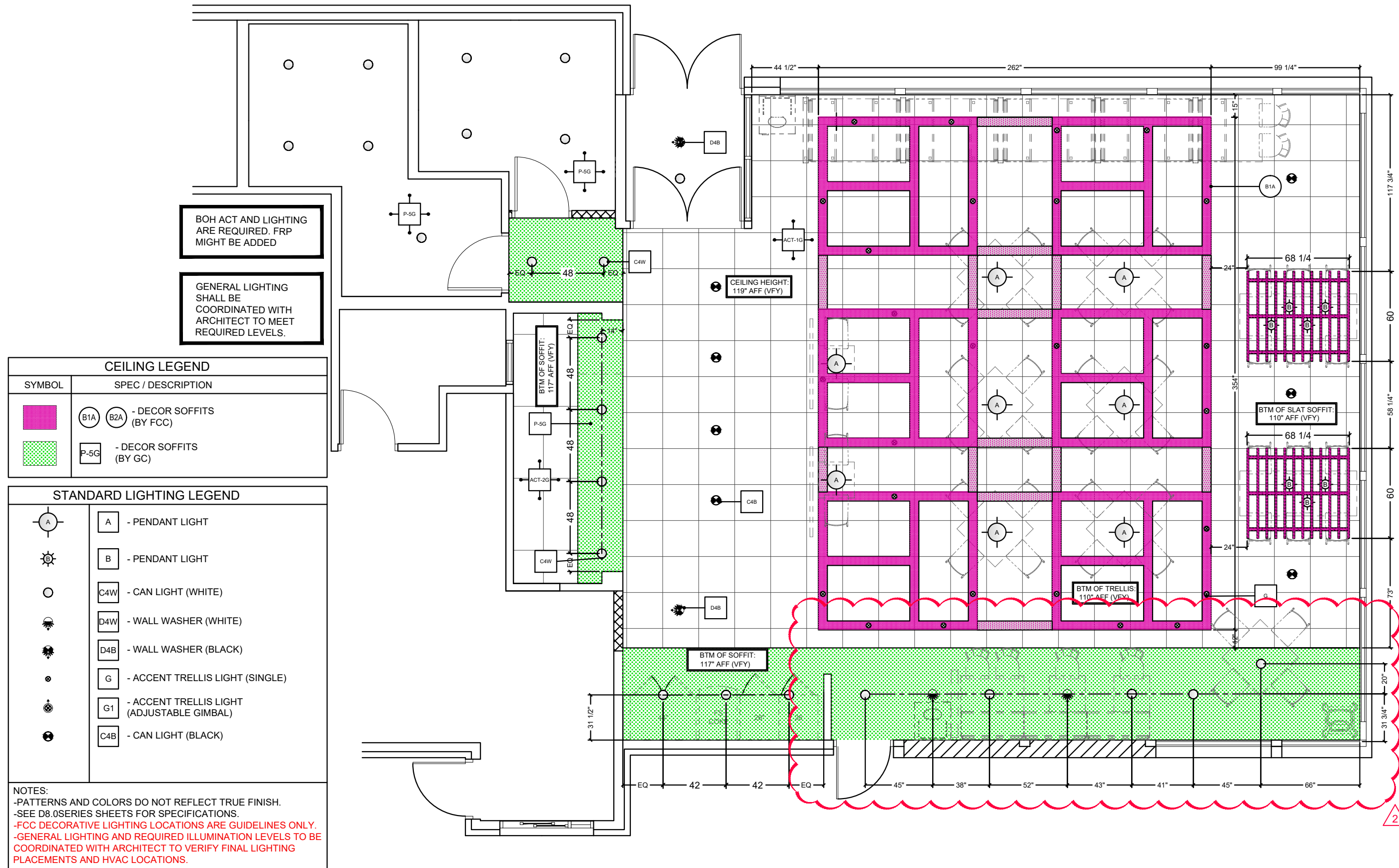
3/16" = 1'-0"

ORIGINAL DATE:
March 18, 2021

PLOT DATE:
April 9, 2021

PROJECT #:
22113-001

SHEET #:
D4.0



BOH ACT AND LIGHTING ARE REQUIRED. FRP MIGHT BE ADDED

GENERAL LIGHTING SHALL BE COORDINATED WITH ARCHITECT TO MEET REQUIRED LEVELS.

| CEILING LEGEND | |
|----------------|----------------------------------|
| SYMBOL | SPEC / DESCRIPTION |
| | B1A B2A - DECOR SOFFITS (BY FCC) |
| | P-5G - DECOR SOFFITS (BY GC) |

| STANDARD LIGHTING LEGEND | |
|--------------------------|---|
| | A - PENDANT LIGHT |
| | B - PENDANT LIGHT |
| | C4W - CAN LIGHT (WHITE) |
| | D4W - WALL WASHER (WHITE) |
| | D4B - WALL WASHER (BLACK) |
| | G - ACCENT TRELLIS LIGHT (SINGLE) |
| | G1 - ACCENT TRELLIS LIGHT (ADJUSTABLE GIMBAL) |
| | C4B - CAN LIGHT (BLACK) |

NOTES:
-PATTERNS AND COLORS DO NOT REFLECT TRUE FINISH.
-SEE D8.0SERIES SHEETS FOR SPECIFICATIONS.
-FCC DECORATIVE LIGHTING LOCATIONS ARE GUIDELINES ONLY.
-GENERAL LIGHTING AND REQUIRED ILLUMINATION LEVELS TO BE COORDINATED WITH ARCHITECT TO VERIFY FINAL LIGHTING PLACEMENTS AND HVAC LOCATIONS.

NOTE:
 -GENERAL CONTRACTOR IS RESPONSIBLE FOR SUPPLYING AND INSTALLING ALL BACK OF HOUSE TILE. REFER TO ARCHITECTURAL PLAN SET FOR FULL KITCHEN PLANS.



FCC COMMERCIAL FURNITURE INC.
 8452 OLD HWY 99 N. ROSEBURG, OR 97470 USA
 T: 800.322.7328 | F: 541.673.7441 | WWW.FCCFURN.COM
 DESIGNED AND BUILT IN U.S.A.

PROPERTY OF FCC COMMERCIAL FURNITURE
 THIS IS A FOR DESIGN PURPOSE TO EXPRESS DESIGN CONCEPTS TO THE ARCHITECT, CLIENT, CONTRACTOR AND INSTALLER FOR THE PROJECT SHOWN. THIS DESIGN AND THE CONCEPTS HEREIN SHALL NOT BE ALTERED OR USED AS CONSTRUCTION DOCUMENTS. DO NOT REPRODUCE OR LEND WITHOUT WRITTEN PERMISSION FROM FCC COMMERCIAL FURNITURE INC.

IMPORTANT

WRITTEN DIMENSIONS HAVE PRECEDENCE OVER SCALE IN ALL CASES.

DO NOT SCALE OFF PLANS. CONTACT FCC COMMERCIAL FURNITURE'S REPRESENTATIVE TO VERIFY ANY QUESTIONABLE DIMENSIONS AT TELEPHONE # 800.322.7328

THE GENERAL CONTRACTOR MUST VERIFY ALL BUILDING DIMENSIONS, EQUIPMENT, FURNITURE PLACEMENT, UTILITY LOCATIONS, AND CONDITIONS AT THE JOB SITE.

THE GENERAL CONTRACTOR MUST NOTIFY FCC COMMERCIAL FURNITURE OF ALL DISCREPANCIES AND/OR REQUIRED ADJUSTMENTS PRIOR TO STARTING WORK.

FCC COMMERCIAL FURNITURE HAS PREPARED THESE DOCUMENTS AS ACCURATELY AS POSSIBLE WITH THE ARCHITECTURAL INFORMATION PROVIDED. DUE TO LACK OF ACCURATE AND COMPLETE DIMENSIONED ARCHITECTURAL PLANS, OWNER UNDERSTANDS THAT ADJUSTMENTS TO THE FINAL LOCATIONS OF EQUIPMENT AND/OR FURNITURE PLACEMENT MAY BE REQUIRED AT THE OWNER'S EXPENSE DUE TO DISCREPANCIES BASED ON ACTUAL JOB SITE DIMENSIONS AND CONDITIONS.

REFER TO ARCHITECTURAL OR ENGINEER DRAWINGS FOR COMPLETE AND ACCURATE DIMENSIONS OF BUILDING STRUCTURE.

THESE CONTRACT DOCUMENTS AND THE INFORMATION THEY CONTAIN ARE THE PROPERTY OF FCC COMMERCIAL FURNITURE INC., ROSEBURG, OREGON, 97470.

ALL PREPARED CONTRACT DOCUMENTS MAY NOT BE COPIED, REPRODUCED, USED OR IMPLEMENTED IN ANY WAY, IN PART OR IN WHOLE, WITHOUT THE EXPRESS WRITTEN CONSENT OF FCC COMMERCIAL FURNITURE INC.

ANY UNAUTHORIZED USE OF THESE PLANS WILL RESULT IN PAYMENT DUE FOR SERVICES RENDERED BY FCC COMMERCIAL FURNITURE INC.

ANY DEVIATIONS FROM THESE DRAWINGS FOR ANY REASON SHALL NOT BE DONE WITHOUT CONSENT OF FCC COMMERCIAL FURNITURE INC. IN ADVANCE. IN WRITING. FCC COMMERCIAL FURNITURE IS NOT RESPONSIBLE FOR DEVIATIONS, CHANGES, ADDITIONS, OR DELETIONS NOT REVIEWED AND APPROVED IN ADVANCE BY FCC COMMERCIAL FURNITURE INC.

THESE DOCUMENTS REFLECT SPECIFIC SEATING AND DECOR EQUIPMENT ORDERED OF DATE SHOWN BELOW.

CLIENT:



Burger King #515
 1313 28th. St. SW
 Wyoming, MI 49509
 Decor: Garden Grill
 Building Type: Remodel

CUSTOMER
 Factorial Holdings

SHEET TITLE:
 DINING ROOM
 FLOOR TILE PLAN

WORK ORDER NUMBER:

FINALS BY:

DRAWN BY:
 Nathan James

SCALE:
 3/16" = 1'-0"




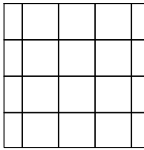
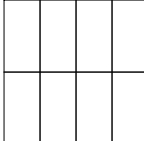
ORIGINAL DATE:
 March 18, 2021

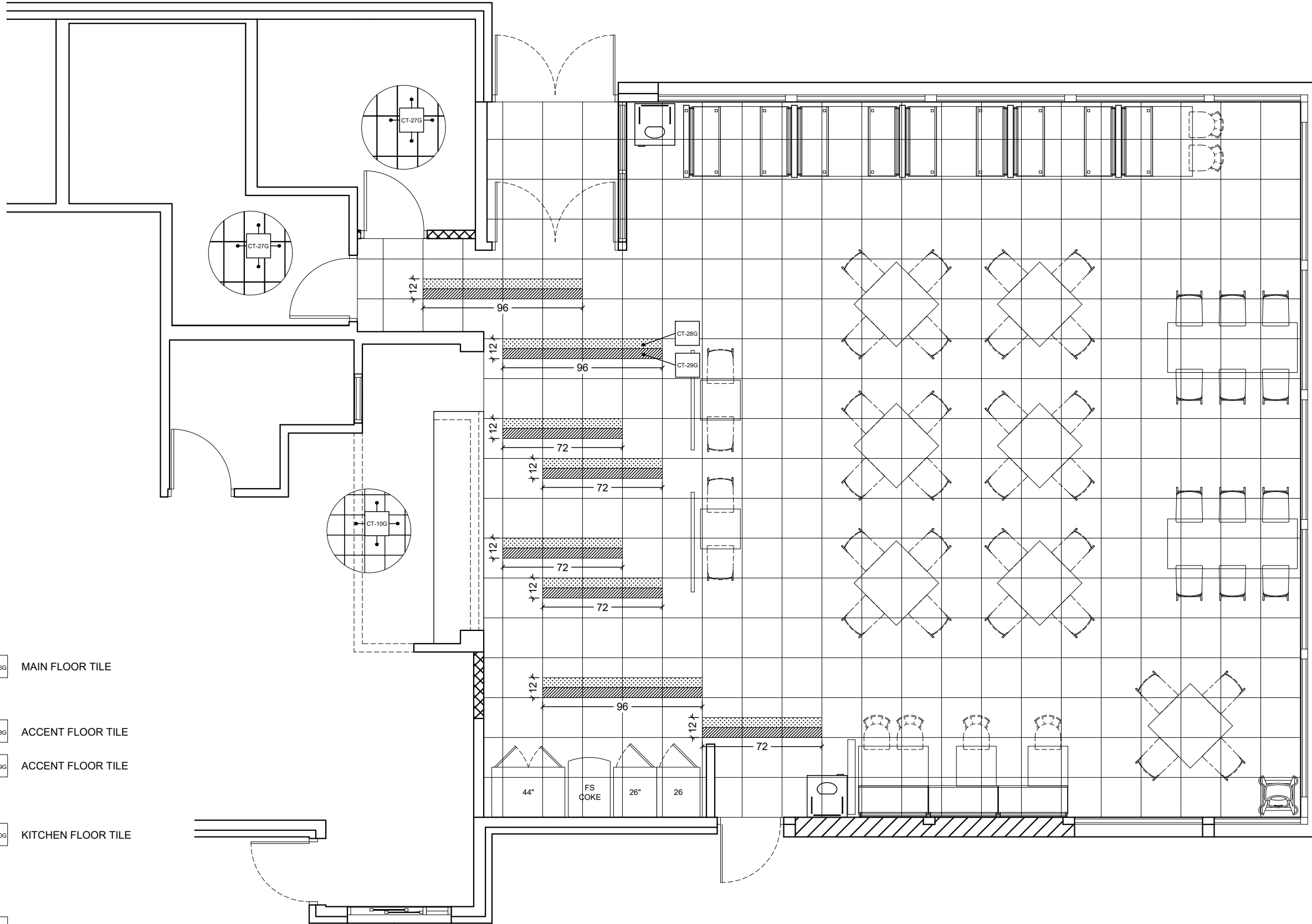
PLOT DATE:
 April 9, 2021

PROJECT #:
22113-001

SHEET #:
D5.0

LEGEND

-  CT-25G MAIN FLOOR TILE
-  CT-28G ACCENT FLOOR TILE
-  CT-29G ACCENT FLOOR TILE
-  CT-10G KITCHEN FLOOR TILE
-  CT-27G RESTROOM FLOOR TILE (R6A)



NOTE:
 -GENERAL CONTRACTOR IS RESPONSIBLE FOR SUPPLYING AND INSTALLING ALL BACK OF HOUSE TILE. REFER TO ARCHITECTURAL PLAN SET FOR FULL KITCHEN PLANS.



FCC COMMERCIAL FURNITURE INC.
 8452 OLD HWY 99 N. ROSEBURG, OR 97470 USA
 T: 800.322.7328 | F: 541.673.7441 | WWW.FCCFURN.COM
 DESIGNED AND BUILT IN U.S.A.

PROPERTY OF FCC COMMERCIAL FURNITURE
 THIS IS A FOR DESIGN PURPOSE TO EXPRESS DESIGN CONCEPTS TO THE ARCHITECT, CLIENT, CONTRACTOR AND INSTALLER FOR THE PROJECT SHOWN. THIS DESIGN AND THE CONCEPTS HEREIN SHALL NOT BE ALTERED OR USED AS CONSTRUCTION DOCUMENTS. DO NOT REPRODUCE OR LEND WITHOUT WRITTEN PERMISSION FROM FCC COMMERCIAL FURNITURE INC.

IMPORTANT

WRITTEN DIMENSIONS HAVE PRECEDENCE OVER SCALE IN ALL CASES.

DO NOT SCALE OFF PLANS. CONTACT FCC COMMERCIAL FURNITURE'S REPRESENTATIVE TO VERIFY ANY QUESTIONABLE DIMENSIONS AT TELEPHONE # 800.322.7328

THE GENERAL CONTRACTOR MUST VERIFY ALL BUILDING DIMENSIONS, EQUIPMENT, FURNITURE PLACEMENT, UTILITY LOCATIONS, AND CONDITIONS AT THE JOB SITE.

THE GENERAL CONTRACTOR MUST NOTIFY FCC COMMERCIAL FURNITURE OF ALL DISCREPANCIES AND/OR REQUIRED ADJUSTMENTS PRIOR TO STARTING WORK.

FCC COMMERCIAL FURNITURE HAS PREPARED THESE DOCUMENTS AS ACCURATELY AS POSSIBLE WITH THE ARCHITECTURAL INFORMATION PROVIDED. DUE TO LACK OF ACCURATE AND COMPLETE DIMENSIONED ARCHITECTURAL PLANS, OWNER UNDERSTANDS THAT ADJUSTMENTS TO THE FINAL LOCATIONS OF EQUIPMENT AND/OR FURNITURE PLACEMENT MAY BE REQUIRED AT THE OWNER'S EXPENSE DUE TO DISCREPANCIES BASED ON ACTUAL JOB SITE DIMENSIONS AND CONDITIONS.

REFER TO ARCHITECTURAL OR ENGINEER DRAWINGS FOR COMPLETE AND ACCURATE DIMENSIONS OF BUILDING STRUCTURE.

THESE CONTRACT DOCUMENTS AND THE INFORMATION THEY CONTAIN ARE THE PROPERTY OF FCC COMMERCIAL FURNITURE INC., ROSEBURG, OREGON, 97470.

ALL PREPARED CONTRACT DOCUMENTS MAY NOT BE COPIED, REPRODUCED, USED OR IMPLEMENTED IN ANY WAY, IN PART OR IN WHOLE, WITHOUT THE EXPRESS WRITTEN CONSENT OF FCC COMMERCIAL FURNITURE INC.

ANY UNAUTHORIZED USE OF THESE PLANS WILL RESULT IN PAYMENT DUE FOR SERVICES RENDERED BY FCC COMMERCIAL FURNITURE INC.

ANY DEVIATIONS FROM THESE DRAWINGS FOR ANY REASON SHALL NOT BE DONE WITHOUT CONSENT OF FCC COMMERCIAL FURNITURE INC. IN ADVANCE. IN WRITING. FCC COMMERCIAL FURNITURE IS NOT RESPONSIBLE FOR DEVIATIONS, CHANGES, ADDITIONS, OR DELETIONS NOT REVIEWED AND APPROVED IN ADVANCE BY FCC COMMERCIAL FURNITURE INC.

THESE DOCUMENTS REFLECT SPECIFIC SEATING AND DECOR EQUIPMENT ORDERED OF DATE SHOWN BELOW.

CLIENT:



Burger King #515
 1313 28th. St. SW
 Wyoming, MI 49509
 Decor: Garden Grill
 Building Type: Remodel

CUSTOMER
 Factorial Holdings

SHEET TITLE:
 INTERIOR WALL FINISHES

WORK ORDER NUMBER:

FINALS BY:

DRAWN BY:
 Nathan James

SCALE:
 3/16" = 1'-0"

ORIGINAL DATE:
 March 18, 2021

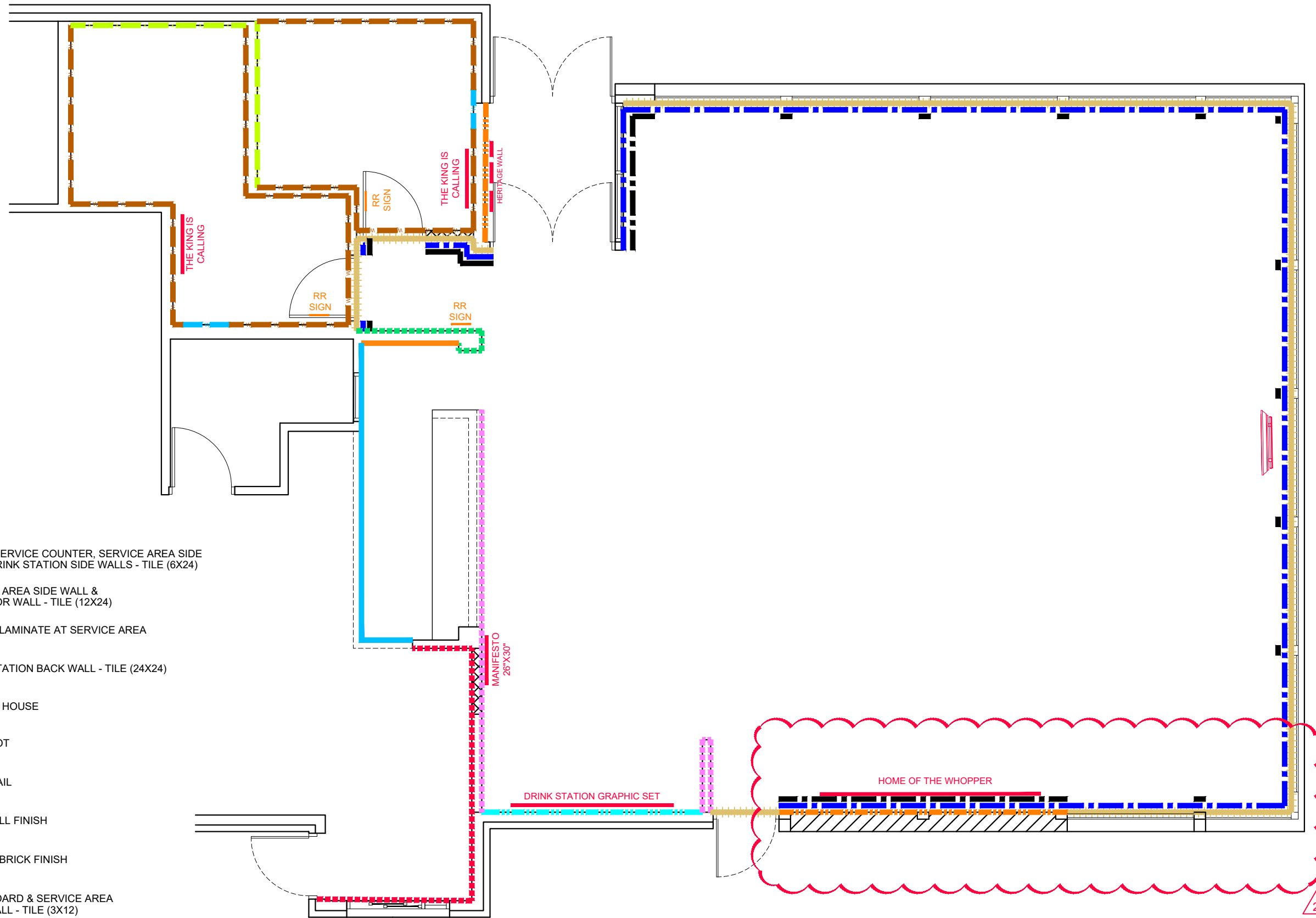
PLOT DATE:
 April 9, 2021

PROJECT #:
22113-001

SHEET #:
D6.0

LEGEND

- CT-28G UNDER SERVICE COUNTER, SERVICE AREA SIDE WALL, DRINK STATION SIDE WALLS - TILE (6X24)
- CT-27G SERVICE AREA SIDE WALL & CORRIDOR WALL - TILE (12X24)
- CT-28G B3C ACCENT LAMINATE AT SERVICE AREA
- CT-25G DRINK STATION BACK WALL - TILE (24X24)
- FRP-1G BACK OF HOUSE
- WP-2G B5A WAINSCOT
- SS-8G B6A CHAIR RAIL
- P-15G MAIN WALL FINISH
- BR-2G ACCENT BRICK FINISH
- CT-31G MENU BOARD & SERVICE AREA BACK WALL - TILE (3X12)
- CT-27G RESTROOM FULL HEIGHT (GREY) TILED WALLS
- CT-30G RESTROOM FULL HEIGHT (RED) TILED WALLS
- CT-28G RESTROOM FULL HEIGHT (WOOD LOOK) TILED WALLS
- GRAPHIC & METAL SIGN LOCATION



2



FCC COMMERCIAL FURNITURE INC.
 8452 OLD HWY 99 N. ROSEBURG, OR 97470 USA
 T: 800.322.7328 | F: 541.673.7441 | WWW.FCCFURN.COM
 DESIGNED AND BUILT IN U.S.A.

PROPERTY OF FCC COMMERCIAL FURNITURE
 THIS IS A FOR DESIGN PURPOSE TO EXPRESS DESIGN
 CONCEPTS TO THE ARCHITECT, CLIENT, CONTRACTOR
 AND INSTALLER FOR THE PROJECT SHOWN. THIS DESIGN
 AND THE CONCEPTS HEREIN SHALL
 NOT BE ALTERED OR USED AS CONSTRUCTION
 DOCUMENTS. DO NOT REPRODUCE OR LEND WITHOUT
 WRITTEN PERMISSION FROM FCC COMMERCIAL
 FURNITURE INC.

IMPORTANT

WRITTEN DIMENSIONS HAVE PRECEDENCE OVER SCALE
 IN ALL CASES.

DO NOT SCALE OFF PLANS. CONTACT FCC COMMERCIAL
 FURNITURE'S REPRESENTATIVE TO VERIFY ANY
 QUESTIONABLE DIMENSIONS AT TELEPHONE #
 800.322.7328

THE GENERAL CONTRACTOR MUST VERIFY ALL BUILDING
 DIMENSIONS, EQUIPMENT, FURNITURE PLACEMENT,
 UTILITY LOCATIONS, AND CONDITIONS AT THE JOB SITE.

THE GENERAL CONTRACTOR MUST NOTIFY FCC
 COMMERCIAL FURNITURE OF ALL DISCREPANCIES
 AND/OR REQUIRED ADJUSTMENTS PRIOR TO STARTING
 WORK.

FCC COMMERCIAL FURNITURE HAS PREPARED THESE
 DOCUMENTS AS ACCURATELY AS POSSIBLE WITH THE
 ARCHITECTURAL INFORMATION PROVIDED. DUE TO LACK
 OF ACCURATE AND COMPLETE DIMENSIONED
 ARCHITECTURAL PLANS, OWNER UNDERSTANDS THAT
 ADJUSTMENTS TO THE FINAL LOCATIONS OF EQUIPMENT
 AND/OR FURNITURE PLACEMENT MAY BE REQUIRED AT
 THE OWNER'S EXPENSE DUE TO DISCREPANCIES BASED
 ON ACTUAL JOB SITE DIMENSIONS AND CONDITIONS.

REFER TO ARCHITECTURAL OR ENGINEER DRAWINGS
 FOR COMPLETE AND ACCURATE DIMENSIONS OF
 BUILDING STRUCTURE.

THESE CONTRACT DOCUMENTS AND THE INFORMATION
 THEY CONTAIN ARE THE PROPERTY OF FCC COMMERCIAL
 FURNITURE INC., ROSEBURG, OREGON, 97470.

ALL PREPARED CONTRACT DOCUMENTS MAY NOT BE
 COPIED, REPRODUCED, USED OR IMPLEMENTED IN ANY
 WAY, IN PART OR IN WHOLE, WITHOUT THE EXPRESS
 WRITTEN CONSENT OF FCC COMMERCIAL FURNITURE INC.

ANY UNAUTHORIZED USE OF THESE PLANS WILL RESULT
 IN PAYMENT DUE FOR SERVICES RENDERED BY FCC
 COMMERCIAL FURNITURE INC.

ANY DEVIATIONS FROM THESE DRAWINGS FOR ANY
 REASON SHALL NOT BE DONE WITHOUT CONSENT OF FCC
 COMMERCIAL FURNITURE INC. IN WRITING.
 FCC COMMERCIAL FURNITURE IS NOT RESPONSIBLE FOR
 DEVIATIONS, CHANGES, ADDITIONS, OR DELETIONS NOT
 REVIEWED AND APPROVED IN ADVANCE BY FCC
 COMMERCIAL FURNITURE INC.

THESE DOCUMENTS REFLECT SPECIFIC SEATING AND
 DECOR EQUIPMENT ORDERED OF DATE SHOWN BELOW.

CLIENT:



Burger King #515
 1313 28th. St. SW
 Wyoming, MI 49509
 Decor: Garden Grill
 Building Type: Remodel

CUSTOMER
 Factorial Holdings

SHEET TITLE:
 G.C. PROVIDED ITEMS
 AND DETAILS

WORK ORDER NUMBER:

FINALS BY:

DRAWN BY:
 Nathan James
 SCALE:

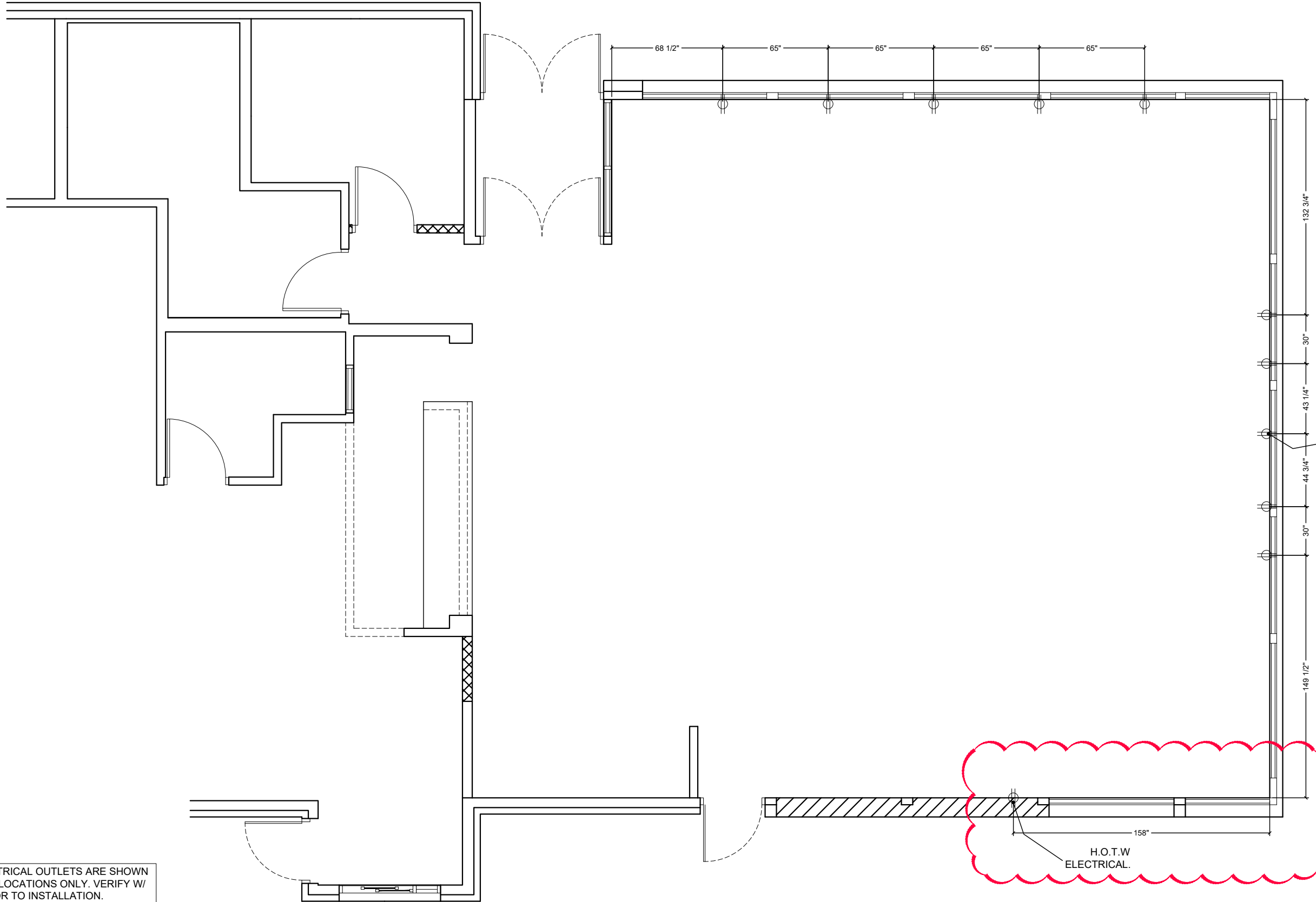
3/16" = 1'-0"

ORIGINAL DATE:
 March 18, 2021

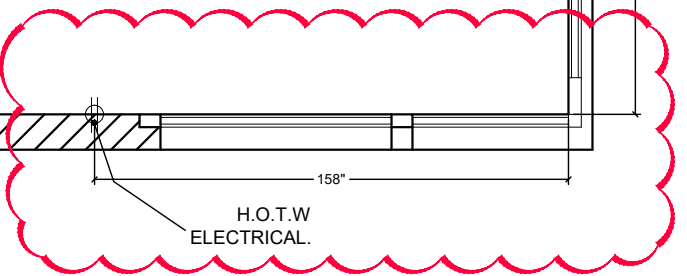
PLOT DATE:
 April 9, 2021

PROJECT #:
22113-001

SHEET #:
D7.0



TV OUTLET
 (VERIFY
 LOCATION)



H.O.T.W
 ELECTRICAL.



NOTE: ALL ELECTRICAL OUTLETS ARE SHOWN
 AS SUGGESTED LOCATIONS ONLY. VERIFY W/
 ARCHITECT PRIOR TO INSTALLATION.

Common Wayfinding Graphics

Required unless noted. Graphics may not always be applicable to all locations. Refer to décor plans for image specific graphics.



FCC COMMERCIAL FURNITURE INC.
8452 OLD HWY 99 N. ROSEBURG, OR 97470 USA
T: 800.322.7328 | F: 541.673.7441 | WWW.FCCFURN.COM
DESIGNED AND BUILT IN U.S.A.

Wi-Fi

Free Wi-Fi

Freshly Sliced Onions

Freshly sliced onions and tomatoes every day.

Trash Bin Decals (optional)

Thank you! Recycle Compost

Tray Return

No Smoking (optional)

No Smoking

Restroom Wayfinding (selection varies based on store layout)

Hours of Operation

Door Push-Pull Decals

Exterior Billboard
(Not Applicable to Pavilion Bldg.)

The King is Calling Restroom Graphic

Crew Members Must Wash Hands

Exterior Drive-Thru Panels
(selection varies based on allowable space)
(Not Applicable to Pavilion Bldg.)

Approved Graphic Suppliers:

LSI Graphics
Contact: Bob Lucas or Shawn Perry
Email: Bk.Graphics@LSI-Industries.com
Phone: (800) 436-7800

Moss Retail
2643 West Chicago Ave.
Chicago, IL 60622
Contact: DJ Scandiff; (773) 435-7600 ext. 617
Contact: Rob Lorts; (773) 435-7600 Ext. 655
Order e-mail: BK@mossinc.com

VGS, Inc.
1696 Mabry Mill Dr., SW
North Canton, OH 44709
Contact: Greg Moroz; (201) 528-9680
Order e-mail: burgerking@vgs-inc.com

APA Color Graphics
2929 Pacific Drive
Norcross, GA 30071
Contact: Tony Tantillo; (404) 355-1355
Email: tony@apacolorgraphics.com

PROPERTY OF FCC COMMERCIAL FURNITURE
THIS IS A FOR DESIGN PURPOSE TO EXPRESS DESIGN CONCEPTS TO THE ARCHITECT, CLIENT, CONTRACTOR AND INSTALLER FOR THE PROJECT SHOWN. THIS DESIGN AND THE CONCEPTS HEREIN SHALL NOT BE ALTERED OR USED AS CONSTRUCTION DOCUMENTS. DO NOT REPRODUCE OR LEND WITHOUT WRITTEN PERMISSION FROM FCC COMMERCIAL FURNITURE INC.

IMPORTANT

WRITTEN DIMENSIONS HAVE PRECEDENCE OVER SCALE IN ALL CASES.

DO NOT SCALE OFF PLANS. CONTACT FCC COMMERCIAL FURNITURE'S REPRESENTATIVE TO VERIFY ANY QUESTIONABLE DIMENSIONS AT TELEPHONE # 800.322.7328

THE GENERAL CONTRACTOR MUST VERIFY ALL BUILDING DIMENSIONS, EQUIPMENT, FURNITURE PLACEMENT, UTILITY LOCATIONS, AND CONDITIONS AT THE JOB SITE.

THE GENERAL CONTRACTOR MUST NOTIFY FCC COMMERCIAL FURNITURE OF ALL DISCREPANCIES AND/OR REQUIRED ADJUSTMENTS PRIOR TO STARTING WORK.

FCC COMMERCIAL FURNITURE HAS PREPARED THESE DOCUMENTS AS ACCURATELY AS POSSIBLE WITH THE ARCHITECTURAL INFORMATION PROVIDED. DUE TO A LACK OF ACCURATE AND COMPLETE DIMENSIONED ARCHITECTURAL PLANS, OWNER UNDERSTANDS THAT ADJUSTMENTS TO THE FINAL LOCATIONS OF EQUIPMENT AND/OR FURNITURE PLACEMENT MAY BE REQUIRED AT THE OWNER'S EXPENSE DUE TO DISCREPANCIES BASED ON ACTUAL JOB SITE DIMENSIONS AND CONDITIONS.

REFER TO ARCHITECTURAL OR ENGINEER DRAWINGS FOR COMPLETE AND ACCURATE DIMENSIONS OF BUILDING STRUCTURE.

THESE CONTRACT DOCUMENTS AND THE INFORMATION THEY CONTAIN ARE THE PROPERTY OF FCC COMMERCIAL FURNITURE INC., ROSEBURG, OREGON, 97470.

ALL PREPARED CONTRACT DOCUMENTS MAY NOT BE COPIED, REPRODUCED, USED OR IMPLEMENTED IN ANY WAY, IN PART OR IN WHOLE, WITHOUT THE EXPRESS WRITTEN CONSENT OF FCC COMMERCIAL FURNITURE INC.

ANY UNAUTHORIZED USE OF THESE PLANS WILL RESULT IN PAYMENT DUE FOR SERVICES RENDERED BY FCC COMMERCIAL FURNITURE INC.

ANY DEVIATIONS FROM THESE DRAWINGS FOR ANY REASON SHALL NOT BE DONE WITHOUT CONSENT OF FCC COMMERCIAL FURNITURE INC. IN WRITING. FCC COMMERCIAL FURNITURE IS NOT RESPONSIBLE FOR DEVIATIONS, CHANGES, ADDITIONS, OR DELETIONS NOT REVIEWED AND APPROVED IN ADVANCE BY FCC COMMERCIAL FURNITURE INC.

THESE DOCUMENTS REFLECT SPECIFIC SEATING AND DECOR EQUIPMENT ORDERED OF DATE SHOWN BELOW.

CLIENT:

Burger King #515
1313 28th. St. SW
Wyoming, MI 49509
Decor: Garden Grill
Building Type: Remodel

CUSTOMER
Factorial Holdings

SHEET TITLE:
WAYFINDING SIGNAGE

WORK ORDER NUMBER:

FINALS BY:

DRAWN BY:
Nathan James

SCALE:
NA

ORIGINAL DATE:
March 18, 2021




PLOT DATE:
April 9, 2021


PROJECT #:
22113-001

SHEET #:
D7.1

| | | | |
|--|---|---|---------------------------------------|
|  | Customer: Factorial Holdings LLC Store: Burger King #515 Location: 1313 28th St. SW Project Number: 22113-001 Designer: Nathan James Sales: Curtis Tiano Date: 3/22/2021 Décor: Garden Grill | Environmentally Friendly Finishes by FCC Standards  Greenguard Certified (Low VOC)  SCS Certified Recycled Content  PVC Free Upholstery  Crypton Green Upholstery | Additional Notes V 03.03.21 |
|--|---|---|---------------------------------------|

Specifications are for REFERENCE ONLY and are current from the date of the last revision. See architectural for updated information. Contact FCC immediately with any modifications to building finishes.

| Furniture Items | | | Supplier | | Installer | | BK | Notes | |
|-----------------|---|--|----------|--------|-----------|--------|---|--|--|
| Item | Description | Finish | FCC | Others | FCC | Others | Codes | | |
| F1A | Standard Height Perimeter Booths (wall incl.) | Style: Blaze Booth (40" H Wall) 1/2" Top Cap (No Drop): Solid Surface Corian, Deep Noctume (matte finish) Booth Wall: Laminate, Nevamar N/WF0011T Macchiato (grain) Edge Trim: Rehau, Match to Macchiato CP41002 Seat & Crumb Trough: Fiberglass, Coffee Grounds 17.5" Back Pad: Vinyl, Maharam Lariat 440401, 007 Oyster Bottom Trim: 3MM Black PVC Booth Base: 1/8" Black ABS Legs: Powdercoat, Blackened Steel | X | | | X | SS-8G PL-15G MEB-2G UPH-7G UPH-10G MF-1G |  Nevamar Wood Grain to run vertically Clipped Down Hardware | |
| F1B | Standard Height Settees (no wall) | Style: Blaze Settee Seat & Crumb Trough: Fiberglass, Coffee Grounds 17.5" Back Pad: Vinyl, Maharam Lariat 440401, 007 Oyster Bottom Trim: 3MM Black PVC Booth Base: 1/8" Black ABS Legs: Powdercoat, Blackened Steel | X | | | X |  Nevamar UPH-7G UPH-10G PL-19G MF-1G | Wood Grain to run vertically Clipped Down Hardware | |
| F2A | Table Tops (at booths/settees) | Style: T0025 (1/8"R) 1 5/16" Thick Top: Laminate, Nevamar WK0017T Venerable Old Oak (grain) Edge: Rehau 592E Multiplex 1-5/16" | X | | | X | PL-9G MEB-1G | All VBE seams to be placed against walls where possible Arrows on floor plan denote table grain location. | |
| F2B | Table Tops (center) | Style: T0027 R (1/8"R) 3 Equal Stripes 1 5/16" Thick Top: Left Stripe: Laminate, Nevamar WZ2001T Santa Rosa Plum Tree (grain) Middle Stripe: Laminate, Nevamar N/WF0011T Macchiato (grain) Right Stripe: Laminate, Nevamar WF0013T Carmel Macchiato Suede (grain) Edge: Rehau 592E Multiplex 1-5/16" | X | | | X |  Pionite/Wilsonart PL-16G PL-15G PL-17G MEB-1G | Table F2B is only applicable on tables in the center of the store | |
| F2C | Coffee Tables (at lounge) | N/A | | | | | | | |

| Furniture Items | | | Supplier | | Installer | | BK | Notes |
|-----------------|--------------------------------------|--|----------|--------|-----------|--------|--|---|
| Item | Description | Finish | FCC | Others | FCC | Others | Codes | |
| F3A | Community Table | Style: Stained Wood Community Table NO BK LOGO Top Thickness: 1 3/4" Finish: American Light Oak with Lightly Toasted Satin Varnish Purse Hooks: Antique Bronze | X | | | X | NA | Supplier: CMI (Com. Int. Manu.) Contact: 706.253.4755 Rep: Austin Holan Quantity of Hooks: 6 for an 8 seater 4 for a 6 seater |
| F4A | Bar Height Seats | Style: Isabel Barstool Model: 8019-CMC Chair Back & Seat: Laminate, Match PL-17G Caramel Macchiato Frame Finish: Powdercoat, Blackened Steel Glides: Black | X | | | X | PL-17G MF-1G | Contact: 323.319.2722 Rep: Barry Woon Supplier: Twenty Four 7 |
| F5A | Standard Height Seats (center) | Style: Isabel Chair Model: 8018-CMC Chair Back & Seat: Laminate, Match PL-17G Caramel Macchiato Frame Finish: Powdercoat, Blackened Steel Glides: Black | X | | | X | PL-17G MF-1G | Contact: 323.319.2722 Rep: Barry Woon Supplier: Twenty Four 7 |
| F5B | Standard Height Seats (settee seats) | Style: Bronze Gale Standard Chair Model: 80-014-211-9 Chair Back & Seat: Laser Cut Steel with Bronze Powdercoat Glides: Rubber | X | | | X | NA | Contact: 323.319.2722 Rep: Barry Woon Supplier: Twenty Four 7 |
| F5C | Standard Height Lounge Chairs | N/A | | | | | | |
| F6A | High Chairs | Manufacturer: Rubbermaid Style: Sturdy Chair FG-7805, Green Material: Molded Plastic, ASTM F404-04 | X | | | X | | |
| F7A | Metal Work | Color: Blackened Steel (Square Steel) | X | | | X | MF-1G | * Tile grout by GC after steel is installed (typ.) |
| F8A | Divider Walls | Style: W0002 1/2" Top Cap (No Drop): Solid Surface Corian, Deep Noctume (matte finish) Sides: Laminate, Nevamar N/WF0011T Macchiato (grain) Height To Top: 40" Height to Bottom: 9" Core-Drilled: Powdercoat, Blackened Steel | X | | | X | SS-8G PL-15G MEB-2G MF-1G | Wood Grain to run vertically  Corian/Nevamar |
| F9A | Décor Screens (Option A) | Style: FDWS0100 Screen Finish: Perforated 1/4" holes Powdercoat, Statuary Bronze 038/60080 Post & Hardware Finish: Powdercoat, Statuary Bronze 038/60080 | X | | | X | MF-4G | Size Options: 60"W QTY: 1 |
| F10A | Low Décor Screen | N/A | | | | | | |



PROPERTY OF FCC COMMERCIAL FURNITURE
 THIS IS A FOR DESIGN PURPOSE TO EXPRESS DESIGN CONCEPTS TO THE ARCHITECT, CLIENT, CONTRACTOR AND INSTALLER FOR THE PROJECT SHOWN. THIS DESIGN AND THE CONCEPTS HEREIN SHALL NOT BE ALTERED OR USED AS CONSTRUCTION DOCUMENTS. DO NOT REPRODUCE OR LEND WITHOUT WRITTEN PERMISSION FROM FCC COMMERCIAL FURNITURE INC.

IMPORTANT
 WRITTEN DIMENSIONS HAVE PRECEDENCE OVER SCALE IN ALL CASES.

DO NOT SCALE OFF PLANS. CONTACT FCC COMMERCIAL FURNITURE'S REPRESENTATIVE TO VERIFY ANY QUESTIONABLE DIMENSIONS AT TELEPHONE # 800.322.7328

THE GENERAL CONTRACTOR MUST VERIFY ALL BUILDING DIMENSIONS, EQUIPMENT, FURNITURE PLACEMENT, UTILITY LOCATIONS, AND CONDITIONS AT THE JOB SITE.

THE GENERAL CONTRACTOR MUST NOTIFY FCC COMMERCIAL FURNITURE OF ALL DISCREPANCIES AND/OR REQUIRED ADJUSTMENTS PRIOR TO STARTING WORK.

FCC COMMERCIAL FURNITURE HAS PREPARED THESE DOCUMENTS AS ACCURATELY AS POSSIBLE WITH THE ARCHITECTURAL INFORMATION PROVIDED. DUE TO LACK OF ACCURATE AND COMPLETE DIMENSIONED ARCHITECTURAL PLANS, OWNER UNDERSTANDS THAT ADJUSTMENTS TO THE FINAL LOCATIONS OF EQUIPMENT AND/OR FURNITURE PLACEMENT MAY BE REQUIRED AT THE OWNER'S EXPENSE DUE TO DISCREPANCIES BASED ON ACTUAL JOB SITE DIMENSIONS AND CONDITIONS.

REFER TO ARCHITECTURAL OR ENGINEER DRAWINGS FOR COMPLETE AND ACCURATE DIMENSIONS OF BUILDING STRUCTURE.

THESE CONTRACT DOCUMENTS AND THE INFORMATION THEY CONTAIN ARE THE PROPERTY OF FCC COMMERCIAL FURNITURE INC., ROSEBURG, OREGON, 97470.

ALL PREPARED CONTRACT DOCUMENTS MAY NOT BE COPIED, REPRODUCED, USED OR IMPLEMENTED IN ANY WAY, IN PART OR IN WHOLE, WITHOUT THE EXPRESS WRITTEN CONSENT OF FCC COMMERCIAL FURNITURE INC.

ANY UNAUTHORIZED USE OF THESE PLANS WILL RESULT IN PAYMENT DUE FOR SERVICES RENDERED BY FCC COMMERCIAL FURNITURE INC.

ANY DEVIATIONS FROM THESE DRAWINGS FOR ANY REASON SHALL NOT BE DONE WITHOUT CONSENT OF FCC COMMERCIAL FURNITURE INC. IN ADVANCE. IN WRITING, FCC COMMERCIAL FURNITURE IS NOT RESPONSIBLE FOR DEVIATIONS, CHANGES, ADDITIONS, OR DELETIONS NOT REVIEWED AND APPROVED IN ADVANCE BY FCC COMMERCIAL FURNITURE INC.

THESE DOCUMENTS REFLECT SPECIFIC SEATING AND DÉCOR EQUIPMENT ORDERED OF DATE SHOWN BELOW.



Burger King #515
 1313 28th. St. SW
 Wyoming, MI 49509
 Décor: Garden Grill
 Building Type: Remodel

CUSTOMER
Factorial Holdings

SHEET TITLE:
SPECIFICATIONS

WORK ORDER NUMBER:

FINALS BY:

DRAWN BY:
 Nathan James

SCALE:
 NTS

ORIGINAL DATE:
 March 18, 2021

PLOT DATE:
 April 9, 2021

PROJECT #:
22113-001

SHEET #:
D8.0



FCC COMMERCIAL FURNITURE INC.
8452 OLD HWY 99 N, ROSEBURG, OR 97470 USA
T. 800.322.7328 | F. 541.673.7441 | WWW.FCCFURN.COM
DESIGNED AND BUILT IN U.S.A.

PROPERTY OF FCC COMMERCIAL FURNITURE
THIS IS A FOR DESIGN PURPOSE TO EXPRESS DESIGN
CONCEPTS TO THE ARCHITECT, CLIENT, CONTRACTOR
AND INSTALLER FOR THE PROJECT SHOWN. THIS DESIGN
AND THE CONCEPTS HEREIN SHALL
NOT BE ALTERED OR USED AS CONSTRUCTION
DOCUMENTS. DO NOT REPRODUCE OR LEND WITHOUT
WRITTEN PERMISSION FROM FCC COMMERCIAL
FURNITURE INC.

IMPORTANT

WRITTEN DIMENSIONS HAVE PRECEDENCE OVER SCALE
IN ALL CASES.

DO NOT SCALE OFF PLANS. CONTACT FCC COMMERCIAL
FURNITURE'S REPRESENTATIVE TO VERIFY ANY
QUESTIONABLE DIMENSIONS AT TELEPHONE #
800.322.7328

THE GENERAL CONTRACTOR MUST VERIFY ALL BUILDING
DIMENSIONS, EQUIPMENT, FURNITURE PLACEMENT,
UTILITY LOCATIONS, AND CONDITIONS AT THE JOB SITE.

THE GENERAL CONTRACTOR MUST NOTIFY FCC
COMMERCIAL FURNITURE OF ALL DISCREPANCIES
AND/OR REQUIRED ADJUSTMENTS PRIOR TO STARTING
WORK.

FCC COMMERCIAL FURNITURE HAS PREPARED THESE
DOCUMENTS AS ACCURATELY AS POSSIBLE WITH THE
ARCHITECTURAL INFORMATION PROVIDED. DUE TO LACK
OF ACCURATE AND COMPLETE DIMENSIONS
ARCHITECTURAL PLANS, OWNER UNDERSTANDS THAT
ADJUSTMENTS TO THE FINAL LOCATIONS OF EQUIPMENT
AND/OR FURNITURE PLACEMENT MAY BE REQUIRED AT
THE OWNER'S EXPENSE DUE TO DISCREPANCIES BASED
ON ACTUAL JOB SITE DIMENSIONS AND CONDITIONS.

REFER TO ARCHITECTURAL OR ENGINEER DRAWINGS
FOR COMPLETE AND ACCURATE DIMENSIONS OF
BUILDING STRUCTURE.

THESE CONTRACT DOCUMENTS AND THE INFORMATION
THEY CONTAIN ARE THE PROPERTY OF FCC COMMERCIAL
FURNITURE INC., ROSEBURG, OREGON, 97470.

ALL PREPARED CONTRACT DOCUMENTS MAY NOT BE
COPIED, REPRODUCED, USED OR IMPLEMENTED IN ANY
WAY, IN PART OR IN WHOLE, WITHOUT THE EXPRESS
WRITTEN CONSENT OF FCC COMMERCIAL FURNITURE INC.

ANY UNAUTHORIZED USE OF THESE PLANS WILL RESULT
IN PAYMENT DUE FOR SERVICES RENDERED BY FCC
COMMERCIAL FURNITURE INC.

ANY DEVIATIONS FROM THESE DRAWINGS FOR ANY
REASON SHALL NOT BE DONE WITHOUT CONSENT OF FCC
COMMERCIAL FURNITURE INC. IN ADVANCE. IN WRITING,
FCC COMMERCIAL FURNITURE IS NOT RESPONSIBLE FOR
DEVIATIONS, CHANGES, ADDITIONS, OR DELETIONS NOT
REVIEWED AND APPROVED IN ADVANCE BY FCC
COMMERCIAL FURNITURE INC.

THESE DOCUMENTS REFLECT SPECIFIC SEATING AND
DECOR EQUIPMENT ORDERED OF DATE SHOWN BELOW.

CLIENT:



Burger King #515
1313 28th. St. SW
Wyoming, MI 49509
Decor: Garden Grill
Building Type: Remodel

CUSTOMER
Factorial Holdings

SHEET TITLE:
SPECIFICATIONS

WORK ORDER NUMBER:

FINALS BY:

DRAWN BY:
Nathan James

SCALE:

NTS

ORIGINAL DATE:
March 18, 2021

PLOT DATE:
April 9, 2021

PROJECT #:
22113-001

SHEET #:
D8.1

| Furniture Items | | | Supplier | | Installer | | BK | Notes |
|-----------------|-----------------------------------|--|----------|--------|-----------|--------|--------------------|---|
| Item | Description | Finish | FCC | Others | FCC | Others | Codes | |
| F11A | Cabinets (Condiment and Trash) | Style: Cube (33/44gal) Top w/Tray Bumpers: Solid Surface, Corian, Deep Nocturne (matte finish) Sides: Laminate, Nevamar WK0017T Venerable Old Oak (grain) Edge: Charter Black Access Door: Laminate, Nevamar WK0017T Venerable Old Oak (grain) Door Edge Pull: Stainless Steel Base Style: Open With Casters - Roll Out Liners Base Color: UFB-551-S2 Matte Black | X | | | X | SS-8G PL-9G | Interior Trash Cabinet Laminate to Match Exterior Wood Grain to run vertically Corian/Nevamar |
| F11B | Drink Station and Condiments | Top Finish: Solid Surface Avonite, BK Smoke #7885 Edge: 1-1/2" Square Drop Sides/Doors: Stainless Steel | | X | | X | SS-9G | Avonite Contact: 423.290.4805 Rep: Bob Dahl, Aristech Surfaces Additional supplier available |
| F11C | Coke Free-Style | Color: Black | | X | | X | | |
| F11D | Optional Sauce Bar | N/A | | | | | | |
| F12A | Service Counter | Top Finish: Solid Surface Avonite, BK Smoke #7885 Edge: 3" Square Drop Note: Min. 14'-0" L to fit menuboards | X | | | X | SS-9G | |
| F13A | Queue Line | N/A | | | | | | |
| F14A | Smoothie Surround | N/A | | | | | | |
| F15A | POS Shroud (optional) | N/A | | | | | | |

| Miscellaneous Decor Items | | | Supplier | | Installer | | BK | Notes |
|---------------------------|--------------------------------------|---|----------|--------|-----------|--------|-------|---|
| Item | Description | Finish | FCC | Others | FCC | Others | Codes | |
| D1A | ADA RR Signs | Item: ADA/Braille Sign Mounted on Wall Next to Restroom Door | | X | | X | | |
| D1B | Directional Signage (required) | 1. Wayfinding Sign "Restrooms", 2. RR Door Signs-Circle of Man/Woman 3. Restroom - "Crew Members Must Wash" 4. Tray Return (as applicable) | | X | | X | | Supplier: Refer to Drawings Contact: Refer to Drawings |
| D1C | Entry Signage (required) | 1. Door Decal "Hours of Operation" 2. Door Decal "Push/Pull" | | X | | X | | Supplier: Refer to Drawings Contact: Refer to Drawings |
| D1D | Wi-Fi Decal (required) | Item: "Free Wi-Fi" vinyl decal Size: Varies Per Store | | X | | X | | Supplier: Refer to Drawings Contact: Refer to Drawings |
| D1E | King is Calling RR Decal (required) | Item: "The king is calling and I must go" Size: 55"W x 24"H | | X | | X | | Supplier: Refer to Drawings Contact: Refer to Drawings |
| D2A | Heritage Wall Art (optional) | Style: Framed and Matted BK Heritage Images Color: Black & White | | X | | X | | Supplier: Refer to Drawings Contact: Refer to Drawings Total Quantity: 7 |
| D2B | Wall Art Collage | N/A | | | | | | |
| D2C | Manifesto Graphic (required) | Style: Manifesto Opt. 1 1/8" Aluminum Composite Panel Standoffs: 1/2" Silver Size: 26"W x 30"H | | X | | X | | Supplier: Refer to Drawings Contact: Refer to Drawings |
| D3A | Drink Station Wall Decals (Optional) | 1. Burger King Burger Logo 2. Since 1954 Stripes 3. King 4. King on Burger 5. "Burger" Text 6. "King" Text | | X | | X | | Supplier: Refer to Drawings Contact: Refer to Drawings Heat Applied to Tile Note: Use with CT-31G Tile |
| D4A | Flat Screen | By Owner | | X | | X | | |
| D5A | Wall Shelves | N/A | | | | | | |
| D5B | Graphic Panels (required) | Style: Black Metal Framed Print Size: 36"W x 48"H Refer to Drawings for Image Selections | | X | | X | | Supplier: Refer to Drawings Contact: Refer to Drawings |
| D5C | Shelf Artwork (required*) | N/A | | | | | | |
| D5D | Shelf Artwork (required*) | N/A | | | | | | |
| D7A | Ordering Kiosk (Opt.) | Style: Express Order Qty.: 2 min. | | X | | X | | Contact: bksales@xenial.com |
| D8A | Metal Signage | Flame Grilling Since 1954 (required) (Mount at 70"H AFF on center) | | X | | X | | Supplier: Nautical Furnishings Contact: Michael Hoglund; 954.771.1100 |

| Miscellaneous Decor Items | | | Supplier | | Installer | | BK | Notes |
|---------------------------|--|--|----------|--------|-----------|--------|-------|--|
| Item | Description | Finish | FCC | Others | FCC | Others | Codes | |
| D8B | Metal Home of the Whopper LED Sign | Lettering: Aluminum, Powdercoat Flat Black Includes LED Lighting Size: 108"W x 12"H | | X | | X | | Supplier: Nautical Furnishings or APA, refer to drawings for contact Bottom of sign at 68" AFF |
| D8C | Order Here & Pick Up Here (optional) | Item: Acrylic Sign with White Metal Lettering Mounting: Chain Sign 1: Order Here, 18"W x 10"H Sign 2: Pick Up Here, 21"W x 10"H | | X | | X | | Supplier: Nautical Furnishings or APA, refer to drawings for contact |
| D8D | Mobile Order Pick Up Here (optional) | Item: Acrylic Sign with Neon Lettering Size: 60"W x 20"H | | X | | X | | Supplier: Nautical Furnishings or APA, refer to drawings for contact |
| D9A | Have It Your Way LED Sign (optional) | N/A | | | | | | |
| D9B | Brown Flame Grilling Crown Sign (optional) | N/A | | | | | | |
| D10A | Exterior Drive-Thru Image Panels (required) | Item: 40"W x 54"H Framed Posters Refer to Architecturals for Installation Information | | X | | X | | Qty: 1, 2 or 3 (as space allows) Supplier: Refer to Drawings Contact: Refer to Drawings Not Applicable to Pavilion Bldg |
| D10B | Exterior Whopper Billboard (Optional) | Item: 120"W x 60"H Vinyl, (size may vary per site) Refer to Architecturals for Installation Information | | X | | X | | Qty: 1 Supplier: Refer to Drawings Contact: Refer to Drawings Not Applicable to Pavilion Bldg |

| Ceiling Elements | | | Supplier | | Installer | | BK | Notes |
|-------------------------|--|---|----------|--------|-----------|--------|----------------------------|--|
| Item | Description | Finish | FCC | Others | FCC | Others | Codes | |
| B1A | Suspended 3D Lam Trellis | Finish: Omnova, 3D Laminate Almond Cherry 508837 Size: 6"W x 6"H Shroud/Hardware: Powdercoat, Tiger BLM 38/60400, Sudan Brown | X | | | X | | Can lights to be installed by GC in soffit - See RCP for Details |
| B2A | Slat Laminate Soffit | Side 1 Finish: Laminate, Nevamar WZ2001T Santa Rosa Plum Side 2 Finish: Laminate, Nevamar SO3300 SD, Café Sienna Edge: Rehau, 592E Multiplex Thickness: 1-1/4" Thick x 6"High Hardware: Powdercoat, Tiger, BLM 38/60400, Sudan Brown | X | | | X | PL-16G PL-18G MEB-1G | Side 2 to be installed facing windows. End slat at window to be side 1 finish, both sides. |
| FINISHES BY FCC. | | | | | | | | |
| B5A | Wainscot (Lower Wall Surface) | Supplier/Item: Mariite, Allure Panel Color: Nevamar, WF001-T Macchiato Panel Size: 4' x 4' Trim: Match to Mariite Macchiato Adhesive: By Others | | X | | X | WP-2G | Install: Wood grain runs vertically Panel Qty (4' x 4): Divider Trim AP-30N (9'): Edge Trim AP-28N (9'): I/C AP-32N (9'): O/C AP-34N (9'): |
| B6A | Chair Rail | Style: FDBC084 Material: Solid Surface, Corian, Deep Noctume Size: 1" x 2" | | X | | X | SS-8G | |
| B3C | Accent Laminate at Service Area | Finish: Laminate, Nevamar, SO3300 SD, Café Sienna Trim: Schluter Systems Finish: Satin Nickel Anodized Alum. Style: QUADCEC Q100AT 3/8" | X | | | X | PL-18G TR-1 | Qty. (5'x12'): 1 Panel Contact: 786-858-0010 Rep: Rosanna Ruiz |
| B10A | Window Sills | Material: Solid Surface Corian, Deep Noctume Thickness: 1/2" | | X | | X | SS-8G | |
| B11B | Kitchen Side Wall | Door: Laminate, Nevamar, SO3300 SD, Café Sienna Frame Paint: See P-16G in Finish Schedule | X | | | X | PL-18G P-16G | Qty. (5'x12'): 1 Panel See B11A for Dining Side Door Finishes |



FCC COMMERCIAL FURNITURE INC.
8452 OLD HWY 99 N, ROSEBURG, OR 97470 USA
T. 800.322.7328 | F. 541.673.7441 | WWW.FCCFURN.COM

DESIGNED AND BUILT IN U.S.A.

PROPERTY OF FCC COMMERCIAL FURNITURE
THIS IS A FOR DESIGN PURPOSE TO EXPRESS DESIGN CONCEPTS TO THE ARCHITECT, CLIENT, CONTRACTOR AND INSTALLER FOR THE PROJECT SHOWN. THIS DESIGN AND THE CONCEPTS HEREIN SHALL NOT BE ALTERED OR USED AS CONSTRUCTION DOCUMENTS. DO NOT REPRODUCE OR LEND WITHOUT WRITTEN PERMISSION FROM FCC COMMERCIAL FURNITURE INC.

IMPORTANT

WRITTEN DIMENSIONS HAVE PRECEDENCE OVER SCALE IN ALL CASES.

DO NOT SCALE OFF PLANS. CONTACT FCC COMMERCIAL FURNITURE'S REPRESENTATIVE TO VERIFY ANY QUESTIONABLE DIMENSIONS AT TELEPHONE # 800.322.7328

THE GENERAL CONTRACTOR MUST VERIFY ALL BUILDING DIMENSIONS, EQUIPMENT, FURNITURE PLACEMENT, UTILITY LOCATIONS, AND CONDITIONS AT THE JOB SITE.

THE GENERAL CONTRACTOR MUST NOTIFY FCC COMMERCIAL FURNITURE OF ALL DISCREPANCIES AND/OR REQUIRED ADJUSTMENTS PRIOR TO STARTING WORK.

FCC COMMERCIAL FURNITURE HAS PREPARED THESE DOCUMENTS AS ACCURATELY AS POSSIBLE WITH THE ARCHITECTURAL PLANS, OWNER UNDERSTANDS THAT ADJUSTMENTS TO THE FINAL LOCATIONS OF EQUIPMENT AND/OR FURNITURE PLACEMENT MAY BE REQUIRED AT THE OWNER'S EXPENSE DUE TO DISCREPANCIES BASED ON ACTUAL JOB SITE DIMENSIONS AND CONDITIONS.

REFER TO ARCHITECTURAL OR ENGINEER DRAWINGS FOR COMPLETE AND ACCURATE DIMENSIONS OF BUILDING STRUCTURE.

THESE CONTRACT DOCUMENTS AND THE INFORMATION THEY CONTAIN ARE THE PROPERTY OF FCC COMMERCIAL FURNITURE INC., ROSEBURG, OREGON, 97470.

ALL PREPARED CONTRACT DOCUMENTS MAY NOT BE COPIED, REPRODUCED, USED OR IMPLEMENTED IN ANY WAY, IN PART OR IN WHOLE, WITHOUT THE EXPRESS WRITTEN CONSENT OF FCC COMMERCIAL FURNITURE INC.

ANY UNAUTHORIZED USE OF THESE PLANS WILL RESULT IN PAYMENT DUE FOR SERVICES RENDERED BY FCC COMMERCIAL FURNITURE INC.

ANY DEVIATIONS FROM THESE DRAWINGS FOR ANY REASON SHALL NOT BE DONE WITHOUT CONSENT OF FCC COMMERCIAL FURNITURE INC. IN ADVANCE. IN WRITING, FCC COMMERCIAL FURNITURE IS NOT RESPONSIBLE FOR DEVIATIONS, CHANGES, ADDITIONS, OR DELETIONS NOT REVIEWED AND APPROVED IN ADVANCE BY FCC COMMERCIAL FURNITURE INC.

THESE DOCUMENTS REFLECT SPECIFIC SEATING AND DECOR EQUIPMENT ORDERED OF DATE SHOWN BELOW.

CLIENT:



Burger King #515
1313 28th. St. SW
Wyoming, MI 49509
Decor: Garden Grill
Building Type: Remodel

CUSTOMER
Factorial Holdings

SHEET TITLE:
SPECIFICATIONS

WORK ORDER NUMBER:

FINALS BY:

DRAWN BY:

Nathan James

SCALE:

NTS

ORIGINAL DATE:

March 18, 2021

PLOT DATE:

April 9, 2021

PROJECT #:

22113-001

SHEET #:

D8.2

| Restroom | | Interior Finishes | | Supplier | | Installer | | BK | Notes |
|----------|------------------------|---|--|----------|--------|-----------|--------|---------------|---|
| Item | Description | Finish | | FCC | Others | FCC | Others | Codes | |
| R1A | Restroom Sink | <i>Style:</i> Custom Trough Corian Sink <i>Finish:</i> Solid Surface, Corian, Summit White <i>Size:</i> 18"D x 22"W x 5"H | | | X | | X | | HJC Corp: barry.bryant@hjcinc.com OR Restroom Remodels Co.: keith@restroomremodels.com |
| R1B | Faucet | <i>Manufacturer:</i> Grohe <i>Model:</i> Eurosmart Cosmopolitan <i>Finish:</i> Chrome | | | X | | X | | |
| R2A | Stall Doors and Frames | <i>Finish:</i> Laminate, Nevamar WK0017T Venerable Old Oak (grain) <i>Frames:</i> Clear Anodized Aluminum <i>Finish:</i> Paint, PPG <i>Primer:</i> 90-712 Pitt Tech <i>Paint:</i> 6-1510X, Speedhide Int/Ext WB Alkyd Semi Gloss <i>Color:</i> Ashen | | | X | | X | PL-9G P-4G | Install: Wood Grain Runs Vertically Nevamar Contact: 877.726.6526 Rep: John Trulock PPG Contact: 616.335.3259 Rep: Kevin Lastacy, klastacy@ppg.com <i>Additional supplier(s) available per BKC Finish Schedule</i> |
| R3A | Soap Dispenser | <i>Style:</i> Dispenser 6562, Surface Mounted, Tank-type Horizontal Valve <i>Finish:</i> Stainless Steel | | | X | | X | | HJC Corp: barry.bryant@hjcinc.com OR Restroom Remodels Co.: keith@restroomremodels.com |
| R3B | Hand Dryer | <i>World Dryer:</i> Q-974A or, <i>Excel Dryer:</i> XL-BW BMC or, <i>ASI:</i> 10-0135-1 <i>Or Approved Hand Dryer Option</i> | | | X | | X | | |
| R4A | Urinal | <i>Style:</i> Toto UT104E, TopSpud Inlet, <i>Color:</i> #01 Cotton | | | X | | X | | |
| R4B | Toilet | <i>Style:</i> American Standard, Madera, 16-1/2"H, 1.6gpf, Flushometer sytem with everclean | | | X | | X | | |
| R5A | Wall Mirrors | <i>Style:</i> BOBRICK B-165 2436 Channel Frame Mirror | | | X | | X | | |
| R5B | Sanitary Disposal | <i>Style:</i> BOBRICK B-353 | | | X | | X | | |
| R5C | Seat Cover Dispenser | <i>Style:</i> BOBRICK B-3013 Recessed Seat Cover Dispenser <i>Finish:</i> Stainless Steel | | | X | | X | | |
| R5D | Waste Receptacle | <i>Style:</i> BOBRICK B-3644 Recessed Waste Receptacle | | | X | | X | | |
| R5E | Toilet Paper Dispenser | <i>Style:</i> BOBRICK B-6997 Recessed Multi-Roll | | | X | | X | | |
| R5F | Coat Hook | <i>Style:</i> BOBRICK B-6717 Surface Mounted Single Robe Hook, Stainless | | | X | | X | | |
| R5G | Paper Towel Dispenser | <i>Style:</i> BOBRICK B-35903 Recessed Mounted Towel Dispenser | | | X | | X | | |
| R5H | Baby Changing Table | <i>Style:</i> Koala Kare KB110-SSRE <i>Finish:</i> Stainless Steel Optional <i>Style:</i> Koala Kare KB200-05 <i>Finish:</i> Polypropylene Optional <i>Style:</i> Custom Corian <i>Finish:</i> Corian, Summit White | | | X | | X | | |



FCC COMMERCIAL FURNITURE INC.
8452 OLD HWY 99 N, ROSEBURG, OR 97470 USA
T: 800.322.7328 | F: 541.673.7441 | WWW.FCCFURN.COM
DESIGNED AND BUILT IN U.S.A.

PROPERTY OF FCC COMMERCIAL FURNITURE
THIS IS A FOR DESIGN PURPOSE TO EXPRESS DESIGN CONCEPTS TO THE ARCHITECT, CLIENT, CONTRACTOR AND INSTALLER FOR THE PROJECT SHOWN. THIS DESIGN AND THE CONCEPTS HEREIN SHALL NOT BE ALTERED OR USED AS CONSTRUCTION DOCUMENTS. DO NOT REPRODUCE OR LEND WITHOUT WRITTEN PERMISSION FROM FCC COMMERCIAL FURNITURE INC.

IMPORTANT

WRITTEN DIMENSIONS HAVE PRECEDENCE OVER SCALE IN ALL CASES.

DO NOT SCALE OFF PLANS. CONTACT FCC COMMERCIAL FURNITURE'S REPRESENTATIVE TO VERIFY ANY QUESTIONABLE DIMENSIONS AT TELEPHONE # 800.322.7328

THE GENERAL CONTRACTOR MUST VERIFY ALL BUILDING DIMENSIONS, EQUIPMENT, FURNITURE PLACEMENT, UTILITY LOCATIONS, AND CONDITIONS AT THE JOB SITE.

THE GENERAL CONTRACTOR MUST NOTIFY FCC COMMERCIAL FURNITURE OF ALL DISCREPANCIES AND/OR REQUIRED ADJUSTMENTS PRIOR TO STARTING WORK.

FCC COMMERCIAL FURNITURE HAS PREPARED THESE DOCUMENTS AS ACCURATELY AS POSSIBLE WITH THE ARCHITECTURAL INFORMATION PROVIDED. DUE TO LACK OF ACCURATE AND COMPLETE DIMENSIONED ARCHITECTURAL PLANS, OWNER UNDERSTANDS THAT ADJUSTMENTS TO THE FINAL LOCATIONS OF EQUIPMENT AND/OR FURNITURE PLACEMENT MAY BE REQUIRED AT THE OWNER'S EXPENSE DUE TO DISCREPANCIES BASED ON ACTUAL JOB SITE DIMENSIONS AND CONDITIONS.

REFER TO ARCHITECTURAL OR ENGINEER DRAWINGS FOR COMPLETE AND ACCURATE DIMENSIONS OF BUILDING STRUCTURE.

THESE CONTRACT DOCUMENTS AND THE INFORMATION THEY CONTAIN ARE THE PROPERTY OF FCC COMMERCIAL FURNITURE INC., ROSEBURG, OREGON, 97470.

ALL PREPARED CONTRACT DOCUMENTS MAY NOT BE COPIED, REPRODUCED, USED OR IMPLEMENTED IN ANY WAY, IN PART OR IN WHOLE, WITHOUT THE EXPRESS WRITTEN CONSENT OF FCC COMMERCIAL FURNITURE INC.

ANY UNAUTHORIZED USE OF THESE PLANS WILL RESULT IN PAYMENT DUE FOR SERVICES RENDERED BY FCC COMMERCIAL FURNITURE INC.

ANY DEVIATIONS FROM THESE DRAWINGS FOR ANY REASON SHALL NOT BE DONE WITHOUT CONSENT OF FCC COMMERCIAL FURNITURE INC. IN ADVANCE. IN WRITING, FCC COMMERCIAL FURNITURE IS NOT RESPONSIBLE FOR DEVIATIONS, CHANGES, ADDITIONS, OR DELETIONS NOT REVIEWED AND APPROVED IN ADVANCE BY FCC COMMERCIAL FURNITURE INC.

THESE DOCUMENTS REFLECT SPECIFIC SEATING AND DECOR EQUIPMENT ORDERED OF DATE SHOWN BELOW.

CLIENT:



Burger King #515
1313 28th. St. SW
Wyoming, MI 49509
Decor: Garden Grill
Building Type: Remodel

CUSTOMER
Factorial Holdings

SHEET TITLE:
SPECIFICATIONS

WORK ORDER NUMBER:

FINALS BY:

DRAWN BY:
Nathan James

SCALE:
NTS

ORIGINAL DATE:
March 18, 2021

PLOT DATE:
April 9, 2021

PROJECT #:
22113-001

SHEET #:
D8.3

| 20/20 GARDEN GRILL INTERIOR FINISH SCHEDULE | | | | | | | |
|---|-------------------------|--|----------------------------|--|--|---------------------|--|
| INTERIOR MATERIAL S & FINISH SCHEDULE **TO BE USED WITH 2020 GARDEN GRILL GUIDELINES DOC. | | | | | | | |
| CODE | MATERIAL | LOCATION | SOURCE | PRODUCT | COLOR | DIMENSION | ADDITIONAL INFORMATION |
| ACOUSTICAL CEILING | | | | | | | |
| ACT-1G | ACOUSTICAL CEILING TILE | DINING | ARMSTRONG | CORTEGA PN91311 #770 | PANEL COLOR: SEPIA EDGE: FLAT IN LAY 15/16 GRID: PRELUDE 15/16" EXPOSED TEE GRID COLOR: SEPIA | 2' x 2' x 5/8" | CONTACT: CHERYL SMITH 252-214-4426 CBSMITH@ARMSTRONGCEILING.COM ARMSTRONG STRATEGIC ACCOUNTS: (800) 442-4212 ARMSTRONGCSA@ARMSTRONGCEILING.COM |
| ACT-2G | ACOUSTICAL CEILING TILE | BACK OF HOUSE | ARMSTRONG | #EP672 KITCHEN ZONE | PANEL COLOR: WHITE GRID: PRELUDE 15/16" EXPOSED TEE GRID COLOR: WHITE | 2' x 4' x 1/2" | |
| ACT-2G | ACOUSTICAL CEILING TILE | BACK OF HOUSE | USG INTERIORS | SHEETROCK BRAND LAY-IN CEILING PANEL CLIMAPLUS #3270 | PANEL COLOR: WHITE GRID: Dom DIX/DXL GRID COLOR: WHITE | 2' x 4' x 1/2" | CONTACT: JOHN FUNES (312) 436-5841 JFUNES@USG.COM NOTE: USE PROGRAM QUOTE # 00103139 TO RECEIVE BK PRICING |
| ACT-3G | ACOUSTICAL CEILING TILE | PLAYGROUND | ARMSTRONG | FINE FISSURED #1732 | WHITE GRID: 2x2 ANGLED REGULAR 15/16 GRID COLOR: WHITE | 2' x 2' x 3/4" | CONTACT: CHERYL SMITH 252-214-4426 CBSMITH@ARMSTRONGCEILING.COM ARMSTRONG STRATEGIC ACCOUNTS: (800) 442-4212 ARMSTRONGCSA@ARMSTRONGCEILING.COM |
| ACT-3G UPGRADE | ACOUSTICAL CEILING TILE | PLAYGROUND | ARMSTRONG | FINE FISSURED #1732 | ADOBE GRID: 2x2 ANGLED REGULAR 15/16 GRID COLOR: ADOBE | 2' x 2' x 3/4" | |
| ACT-3G | ACOUSTICAL CEILING TILE | PLAYGROUND | USG INTERIORS | WHITE RADAR CLIMA PLUS #2210 | PANEL COLOR: WHITE GRID: Dom DIX/DXL GRID COLOR: WHITE | 2' x 2' x 3/4" | CONTACT: JOHN FUNES (312) 436-5841 JFUNES@USG.COM NOTE: USE PROGRAM QUOTE # 00103139 TO RECEIVE BK PRICING |
| ACT-3G UPGRADE | ACOUSTICAL CEILING TILE | PLAYGROUND | USG INTERIORS | TAUPE RADAR CLIMA PLUS #2210 | PANEL COLOR: TAUPE GRID: Dom DIX/DXL GRID COLOR: TAUPE | 2' x 2' x 3/4" | |
| TILES | | | | | | | |
| CT-25G | CERAMIC TILE | FIELD FLOOR TILE / BEVERAGE WALL | GRANITE FIANDRE / EUROWEST | TOG2424027SQ | SIMPLY GRAY HONED (RECTIFIED) | 24" x 24" | CONTACT: JAN DETEER (714) 309-9551 JDETEER@EUROWEST.COM BK@EUROWEST.COM NOTE: USE WITH GR-15G (1/16" THICK) |
| | | | TCL TRANSCERAMIC A, LTD | X600292X8 | URBAN GRAY HONED (RECTIFIED) | 24" x 24" | CONTACT: CHRISTINA MASTRANGELO CMASTRANGELO@TRANSCERAMICA.CO M JOY KLEIN (813) 334-3302 JKLEIN@TRANSCERAMICA.COM NOTE: USE WITH GR-15G (1/16" THICK) |
| | | | EMSER | 89UPTOGR2424 | UPTOWN CUSTOM GRAY # 15 (RECTIFIED) | 24" x 24" | CONTACT: CRISTINA DUNBAR (713) 462-2411 BURGERKING@EMSER.COM NOTE: USE WITH GR-15G (1/16" THICK) |
| | | | DALTILE | N627BK24241PK | N627 ROYAL GREY | 24" x 24" | SUPPORT CENTER NATIONAL ACCOUNTS@DAL TILE.COM (877) 556-5728 NOTE: USE WITH GR-15G (1/16" THICK) |
| CT-26G | CERAMIC TILE | BASE TILE (MAIN DINING) | GRANITE FIANDRE / EUROWEST | TOG1224027SQ | SIMPLY GRAY HONED (RECTIFIED) | 6" x 24" (CUT TILE) | CONTACT: JAN DETEER (714) 309-9551 JDETEER@EUROWEST.COM BK@EUROWEST.COM NOTE: USE WITH GR-15G (1/16" THICK) |
| | | | TCL TRANSCERAMIC A, LTD | X630292X8 | URBAN GRAY HONED (RECTIFIED) | 6" x 24" (CUT TILE) | CONTACT: CHRISTINA MASTRANGELO CMASTRANGELO@TRANSCERAMICA.CO M JOY KLEIN (813) 334-3302 JKLEIN@TRANSCERAMICA.COM NOTE: USE WITH GR-15G (1/16" THICK) |
| | | | EMSER | CUT BASE TILE (FROM 12" X 24") | UPTOWN CUSTOM GRAY # 15 (RECTIFIED) | 6" x 24" (CUT TILE) | CONTACT: CRISTINA DUNBAR (713) 462-2411 BURGERKING@EMSER.COM NOTE: 4 WEEKS LEAD TIME CUT BASE TILE IF PURCHASE DIRECTLY FROM EMSER NOTE: USE WITH GR-15G (1/16" THICK) |
| | | | DAL-TILE | CUT BASE TILE N627BK12241PK | N627 ROYAL GREY | 6" x 24" (CUT TILE) | SUPPORT CENTER NATIONAL ACCOUNTS@DAL TILE.COM (877) 556-5728 NOTE: USE WITH GR-15G (1/16" THICKNESS) |
| CT-27G | CERAMIC TILE | CORRIDOR WALL / RESTROOM WALL AND FLOOR | GRANITE FIANDRE / EUROWEST | TOG1224027SQ | SIMPLY GRAY HONED (RECTIFIED) | 12" x 24" | CONTACT: JAN DETEER (714) 309-9551 JDETEER@EUROWEST.COM BK@EUROWEST.COM NOTE: USE WITH GR-15G (1/16" THICK) |
| | | | TCL TRANSCERAMIC A, LTD | X630292X8 | URBAN GRAY HONED (RECTIFIED) | 12" x 24" | CONTACT: CHRISTINA MASTRANGELO JOY KLEIN (813) 334-3302 JKLEIN@TRANSCERAMICA.COM NOTE: USE WITH GR-15G (1/16" THICK) |
| | | | EMSER | 89UPTOG12424 | UPTOWN CUSTOM GRAY # 15 (RECTIFIED) | 12" x 24" | CONTACT: CRISTINA DUNBAR (713) 462-2411 BURGERKING@EMSER.COM NOTE: USE WITH GR-15G (1/16" THICK) |
| | | | DALTILE | N627BK12241PK | N627 ROYAL GREY (RECTIFIED) | 12" x 24" | SUPPORT CENTER NATIONAL ACCOUNTS@DAL TILE.COM (877) 556-5728 NOTE: USE WITH GR-15G (1/16" THICKNESS) |
| CT-28G | CERAMIC TILE | DINING / ACCENT TILE LIGHT WOOD/KNEE WALL AND FSC SIDE WALL WAINSCOT TILE (STACKED BOND) | GRANITE FIANDRE / EUROWEST | Larch US (french wood) IRG 0624123 | WOOD TILE (RECTIFIED) | 6" x 24" | CONTACT: JAN DETEER (714) 309-9551 JDETEER@EUROWEST.COM BK@EUROWEST.COM NOTE: USE WITH GR-15G @ FLOOR (1/16" THICK) NOTE: USE WITH GR-17G @ DINING WALLS ONLY (1/16" THICK) |
| | | | TCL TRANSCERAMIC A, LTD | TCL Larch US (french wood) IRG0624123 | WOOD TILE (RECTIFIED) | 6" x 24" | CONTACT: CHRISTINA MASTRANGELO CMASTRANGELO@TRANSCERAMICA.CO M JOY KLEIN (813) 334-3302 JKLEIN@TRANSCERAMICA.COM NOTE: USE WITH GR-15G @ FLOOR (1/16" THICK) NOTE: USE WITH GR-17G @ DINING WALLS ONLY (1/16" THICK) |
| | | | EMSER | D99DEREBE0624 | DEREVO BEIGE WOOD TILE (RECTIFIED) | 6" x 24" | CONTACT: CRISTINA DUNBAR (713) 462-2411 NOTE: USE WITH GR-15G @ FLOOR (1/16" THICK) NOTE: USE WITH GR-17G @ DINING WALLS ONLY (1/16" THICK) |

| | | | | | | | |
|--------------|-----------------------------|---|----------------------------|--|---|------------------------------|---|
| CT-29G | CERAMIC TILE | DINING / ACCENT DARK WOOD | GRANITE FIANDRE / EUROWEST | Elm US (french wood) IRG 0624122 | WOOD TILE (RECTIFIED) | 6" x 24" | CONTACT: JAN DETEER (714) 309-9551 JDETEER@EUROWEST.COM BK@EUROWEST.COM NOTE: USE WITH GR-15G (1/16" THICK) |
| | | | TCL TRANSCERAMIC A, LTD | TCL Elm US (french wood) IRG0624122 | WOOD TILE (RECTIFIED) | 6" x 24" | CONTACT: CHRISTINA MASTRANGELO CMASTRANGELO@TRANSCERAMICA.CO M JOY KLEIN (813) 334-3302 JKLEIN@TRANSCERAMICA.COM NOTE: USE WITH GR-15G (1/16" THICK) |
| | | | EMSER | D99DEREBE0624 | DEREVO GRAY WOOD TILE (RECTIFIED) | 6" x 24" | CONTACT: CRISTINA DUNBAR (713) 462-2411 BURGERKING@EMSER.COM NOTE: USE WITH GR-15G (1/16" THICK) |
| CT-30G | CERAMIC TILE | RESTROOM WALL / EXTERIOR ACCENT RED TILE | GRANITE FIANDRE / EUROWEST | SENSIBLE STONE ED5052 | SIGN RED NATURAL | 12" x 24" | CONTACT: JAN DETEER (714) 309-9551 JDETEER@EUROWEST.COM BK@EUROWEST.COM NOTE: USE WITH GR-15G (1/16" THICK) |
| | | | TCL TRANSCERAMIC A, LTD | TCL ED5052 SENSIBLE STONE | SIGN RED NATURAL | 12" x 24" | CONTACT: CHRISTINA MASTRANGELO CMASTRANGELO@TRANSCERAMICA.CO M JOY KLEIN (813) 334-3302 JKLEIN@TRANSCERAMICA.COM NOTE: USE WITH GR-15G (1/16" THICK) |
| | | | CERAMIC TECHNIQS | SASSUOLO STONE TONES | WHITE GLOSSY SUBWAY TILE | 3" x 12" SUBWAY TILE | CONTACT: LYDIA KURTH (954) 520-4283 LKURTH@CERAMIC TECHNIQS NOTE: USE WITH GR-18G (1/8" THICK) |
| CT-31G | CERAMIC TILE | SERVICE AREA / FOOD PREP | GRANITE FIANDRE / EUROWEST | 1318 GLOSS WH1T | WHITE GLOSSY SUBWAY TILE | 3" x 12" SUBWAY TILE | CONTACT: JAN DETEER (714) 309-9551 JDETEER@EUROWEST.COM BK@EUROWEST.COM NOTE: USE WITH GR-18G (1/8" THICK) |
| | | | TCL TRANSCERAMIC A, LTD | TOG1318 | WHITE GLOSSY SUBWAY TILE | 3" x 12" SUBWAY TILE | CONTACT: CHRISTINA MASTRANGELO CMASTRANGELO@TRANSCERAMICA.CO M NOTE: USE WITH GR-18G (1/8" THICK) |
| | | | EMSER | CHOICE GLOSSY WHITE B9CHOWH0312 | WHITE GLOSSY SUBWAY TILE | 3" x 12" SUBWAY TILE | CONTACT: CRISTINA DUNBAR (713) 462-2411 BURGERKING@EMSER.COM NOTE: USE WITH GR-18G (1/8" THICK) |
| | | | DAL-TILE | WL N624BK12121P2 | N624 WHITE | 3" x 12" SUBWAY TILE | CONTACT: ALEXANDRA STEFAN alexandra.stefan@dal tile.com SUPPORT CENTER NATIONAL ACCOUNTS@DAL TILE.COM (877) 556-5728 NOTE: USE WITH GR-15G (1/16" THICKNESS) |
| CT-10G | TILE | BACK OF HOUSE | GRANITE FIANDRE / EUROWEST | TOG1212142 | CAPITOL GRAY TX | 12" x 12" | CONTACT: JAN DETEER (714) 309-9551 JDETEER@EUROWEST.COM BK@EUROWEST.COM NOTE: USE WITH GR-6G (1/8" THICK) |
| CT-11G | TILE BASE | BACK OF HOUSE COVE BASE | GRANITE FIANDRE / EUROWEST | TOG612C142: BASE TOG60C142C: CORNER | CAPITOL GRAY TX | 6" x 12 6" x 1" | CONTACT: JAN DETEER (714) 309-9551 JDETEER@EUROWEST.COM BK@EUROWEST.COM NOTE: USE WITH GR-6G (1/8" THICK) |
| CT-32G | CERAMIC TILE | OUTDOOR TERRACE FLOOR | EUROWEST | QUARTZITE | ALPES R11 | 24" x 24" | CONTACT: JAN DETEER (714) 309-9551 JDETEER@EUROWEST.COM BK@EUROWEST.COM NOTE: USE WITH GR-6G (1/8" THICK) |
| FRP-1G | FIBERGLASS REINFORCED PANEL | BACK OF HOUSE | MARLITE | FRP SYMMETRIX 204551B (4x8) 204551 (4x10) WHITE/BLK CORE NO TOP COAT (GRAY SCORE LINE) | A916 G312 | 4x8' 4x10' | CONTACT: CUSTOMER SERVICE (303) 343-9621 ANITA CRAIG 330-260-7621 ACRAIG@MARLITE.COM NOTE: USE WITH TR-3G |
| TR-1G | EDGE PROFILE | OUTSIDE CORNERS OF WALL TILE & BASE TILE TRIM AT RESTROOM | SCHLUTER | QUADEC Q100AT | SATIN NICKEL ANODIZED ALUMINUM | 3/8" | RRUZ@SCHLUTER.COM NOTE: GC TO COORDINATE HEIGHT AS REQUIRED BASED UPON TILE THICKNESS AND SETTING SYSTEM |
| TR-2G | COVE BASE PROFILE | GENERAL RESTROOM | SCHLUTER | DILEX-AHK100AT | SATIN NICKEL ANODIZED ALUMINUM | 3/8" | CONTACT: ROSANNA RUZ (786) 858-0010 RRUZ@SCHLUTER.COM NOTE: GC TO COORDINATE HEIGHT AS REQUIRED BASED UPON TILE THICKNESS AND SETTING SYSTEM |
| TR-3G | EDGE PROFILE | BACK OF HOUSE | SCHLUTER | OUTSIDE CORNER A560 | SATIN ANODIZED ALUMINUM | 7/16" EXPOSED EDGE / 8" LONG | CONTACT: ROSANNA RUZ (786) 858-0010 RRUZ@SCHLUTER.COM NOTE: GC TO COORDINATE HEIGHT AS REQUIRED SETTING SYSTEM |
| TS-1G | TRANSITION STRIP | CERAMIC TILE TO CERAMIC TILE | SCHLUTER | TRANSITION PROFILES FOR FLOORS | SCHEME (RADIUS) AE 100 - R SATIN ANODIZED ALUMINUM AE 100 - R, SATIN ANODIZED 3/8" - 10MM | 3/8" 10mm | CONTACT: ROSANNA RUZ (786) 858-0010 RRUZ@SCHLUTER.COM |
| GROUT | | | | | | | |
| GR-6G | GROUT | BACK OF HOUSE | LATICRETE | SPECTRALOCK 2000 IG | #45 'RAVEN' | | CONTACT: KIRBY DAVIS AT LATICRETE (203) 674-7210 NOTE: USE WITH CT-10G, CT-11G, LATICRETE HYDROBAN FOR WATERPROOF |
| | | | CUSTOM BUILDING PRODUCTS | FUSION PRO SINGLE COMPONENT GROUT | #370 DOVE GRAY | | CONTACT: LARRY MAURA (561) 543-6558 LMAURA@CBMAIL.NET NOTE: USE WITH CT-10G, CT-11G, LATICRETE HYDROBAN FOR WATERPROOF |



PROPERTY OF FCC COMMERCIAL FURNITURE
THIS IS A FOR DESIGN PURPOSE TO EXPRESS DESIGN CONCEPTS TO THE ARCHITECT, CLIENT, CONTRACTOR AND INSTALLER FOR THE PROJECT SHOWN. THIS DESIGN AND THE CONCEPTS HEREIN SHALL NOT BE ALTERED OR USED AS CONSTRUCTION DOCUMENTS. DO NOT REPRODUCE OR LEND WITHOUT WRITTEN PERMISSION FROM FCC COMMERCIAL FURNITURE INC.

IMPORTANT
WRITTEN DIMENSIONS HAVE PRECEDENCE OVER SCALE IN ALL CASES.

DO NOT SCALE OFF PLANS. CONTACT FCC COMMERCIAL FURNITURE'S REPRESENTATIVE TO VERIFY ANY QUESTIONABLE DIMENSIONS AT TELEPHONE # 800.322.7328

THE GENERAL CONTRACTOR MUST VERIFY ALL BUILDING DIMENSIONS, EQUIPMENT, FURNITURE PLACEMENT, UTILITY LOCATIONS, AND CONDITIONS AT THE JOB SITE.

THE GENERAL CONTRACTOR MUST NOTIFY FCC COMMERCIAL FURNITURE OF ALL DISCREPANCIES AND/OR REQUIRED ADJUSTMENTS PRIOR TO STARTING WORK.

FCC COMMERCIAL FURNITURE HAS PREPARED THESE DOCUMENTS AS ACCURATELY AS POSSIBLE WITH THE ARCHITECTURAL INFORMATION PROVIDED. DUE TO LACK OF ACCURATE AND COMPLETE DIMENSIONED ARCHITECTURAL PLANS, OWNER UNDERSTANDS THAT ADJUSTMENTS TO THE FINAL LOCATIONS OF EQUIPMENT AND/OR FURNITURE PLACEMENT MAY BE REQUIRED AT THE OWNER'S EXPENSE DUE TO DISCREPANCIES BASED ON ACTUAL JOB SITE DIMENSIONS AND CONDITIONS.

REFER TO ARCHITECTURAL OR ENGINEER DRAWINGS FOR COMPLETE AND ACCURATE DIMENSIONS OF BUILDING STRUCTURE.

THESE CONTRACT DOCUMENTS AND THE INFORMATION THEY CONTAIN ARE THE PROPERTY OF FCC COMMERCIAL FURNITURE INC., ROSEBURG, OREGON, 97470.

ALL PREPARED CONTRACT DOCUMENTS MAY NOT BE COPIED, REPRODUCED, USED OR IMPLEMENTED IN ANY WAY, IN PART OR IN WHOLE, WITHOUT THE EXPRESS WRITTEN CONSENT OF FCC COMMERCIAL FURNITURE INC.

ANY UNAUTHORIZED USE OF THESE PLANS WILL RESULT IN PAYMENT DUE FOR SERVICES RENDERED BY FCC COMMERCIAL FURNITURE INC.

ANY DEVIATIONS FROM THESE DRAWINGS FOR ANY REASON SHALL NOT BE DONE WITHOUT CONSENT OF FCC COMMERCIAL FURNITURE INC. IN ADVANCE. IN WRITING, FCC COMMERCIAL FURNITURE IS NOT RESPONSIBLE FOR DEVIATIONS, CHANGES, ADDITIONS, OR DELETIONS NOT REVIEWED AND APPROVED IN ADVANCE BY FCC COMMERCIAL FURNITURE INC.

THESE DOCUMENTS REFLECT SPECIFIC SEATING AND DECOR EQUIPMENT ORDERED OF DATE SHOWN BELOW.



Burger King #515
1313 28th. St. SW
Wyoming, MI 49509
Decor: Garden Grill
Building Type: Remodel

CUSTOMER
Factorial Holdings
SHEET TITLE:
SPECIFICATIONS

WORK ORDER NUMBER:

FINALS BY:

DRAWN BY:
Nathan James
SCALE:

NTS
ORIGINAL DATE:
March 18, 2021


PLOT DATE:
April 9, 2021

PROJECT #:
22113-001

SHEET #:
D8.4

| | | | | | | |
|--------------------------------|--------------|--|---|---|---|--|
| GR-15G | GROUT | FIELD FLOOR TILE / BEVERAGE WALL | CUSTOM BUILDING PRODUCTS | FUSION PRO SINGLE COMPONENT GROUT | #335 WINTER GRAY | CONTACT: LARRY MAURA (561) 543-6558 LAZARO.MAURA@CBPMAIL.NET |
| | | | LATICRETE | PERMACOLOR | #60 DUSTY GRAY | ***PROLITE® PREMIUM LARGE FORMAT TILE MORTAR - RAPID SETTING CONTACT: KIRBY DAVIS AT LATICRETE (203) 671-7210 |
| GR-17G | GROUT | DINING / ACCENT TILE LIGHT WOOD | CUSTOM BUILDING PRODUCTS | FUSION PRO SINGLE COMPONENT GROUT | #145 LIGHT SMOKE | CONTACT: LARRY MAURA (561) 543-6558 LAZARO.MAURA@CBPMAIL.NET |
| | | | LATICRETE | PERMACOLOR | #56 DESERT KHAKI | ***PROLITE® PREMIUM LARGE FORMAT TILE MORTAR - RAPID SETTING CONTACT: KIRBY DAVIS AT LATICRETE (203) 671-7210 |
| GR-18G | GROUT | SERVICE AREA WALL TILE | LATICRETE | PERMACOLOR | #78 STERLING SILVER | CONTACT: KIRBY DAVIS AT LATICRETE (203) 671-7210 |
| | | | CUSTOM BUILDING PRODUCTS | FUSION PRO SINGLE COMPONENT GROUT | #543 DRIFTWOOD | CONTACT: LARRY MAURA (561) 543-6558 LAZARO.MAURA@CBPMAIL.NET ***PROLITE® PREMIUM LARGE FORMAT TILE MORTAR - RAPID SETTING NOTE: USE WITH CT-31G |
| WALL FINISHES AND PAINT | | | | | | |
| BR-2G | FACE BRICK | GENERAL DINING/ ACCENT WALLS | PINEHALL BRICK | THINBRICK (Use WITH EGR-1G) | OLD IRVINGTON | 7-5/8" x 3-5/8" x 1/2" CONTACT: TERESA BEANE (336) 779-6131 TBEANE@PINEHALLBRICK.COM NOTE: USE WITH EGR-1G |
| | | | EVOLUTION BRICK | THINBRICK (Use WITH EGR-1G) | "Old Hillsboro" Mod/QS Tumbled (Full Brick) "Sierra Tumbled" (Thin Brick) | 7-5/8" x 3-5/8" x 1/2" gabe@evolutionbrick.com NOTE: USE WITH EGR-1G |
| EGR-1G | BRICK MORTAR | General Dining/ Accent Walls | LEHIGHANSON | (USE WITH BR-2G) | Ohio River Masonry Sand B-12C / B-12 | CONTACT: GABE POWERS (502) 558-4612 gabe@evolutionbrick.com NOTE: USE WITH BR-2G |
| | | | ARGOS US | | LITE BUFF | CONTACT: DONNIE HOWARD (919) 390-4962 DONNIEHOWARD@ARGOS-US.COM NOTE: USE WITH BR-2G |
| P-4G | PAINT | INTERIOR DOOR FRAMES | PPG | PRIMER 90-712 PITT TECH PAINT: 6-1510X1 | ASHEN | CONTACT: KEVIN LASTACY KLASTACY@PPG.COM 616-335-3259 |
| P-5G | PAINT | SOFFITS AND RESTROOM CEILING | | PRIMER 6-4900X1 SPEEDHIDE ZERO INT LATEX SATIN PAINT: PPG 6-4310X1 | WHITE ON WHITE | |
| P-6G | PAINT | EXPOSED DECKING AND BAR JOISTS/ WALLS OVER SOFFIT | | SEAL GRIP PAINT: PPG 6-417 SPEEDHIDE ZERO INT ZERO VOC LATEX EGGSHELL PRIMER 17-921 | CABIN FEVER PPG 1021-7 | |
| P-15G | PAINT | INTERIOR WALLS | | SPEEDHIDE ZERO INT LATEX SATIN PAINT: 6-4310X1 SPEEDHIDE ZERO INT ZERO VOC LATEX EGGSHELL | ASHEN | |
| P-16G | PAINT | INTERIOR SERVICE AREA DOOR FRAME | | PRIMER 90-712 SPEED TECH PAINT: 6-150X1 SPEEDHIDE INT/EXT WB ALKYD SEMI-GLOSS | CAFÉ SIENNA | |
| P-17G | PAINT | HVAC AIR RETURN & REGISTERS LOCATED AT ACT-1G | | PRIMER 90-712 PITT TECH PAINT: 6-1540X1 SPEEDHIDE INT/EXT WB ALKYD SEMI-GLOSS | GRANITE PPG 1022-6 | |
| P-4G | PAINT | INTERIOR DOOR FRAMES | | PRIMER PM 200 0 VOC B28V2600 PAINT: | BUNGALOW BEIGE SW 7511 | CONTACT: GLENN J. REMLER (954) 547-1217 GLENNJ.REMLER@SHERWIN.COM |
| | | | | PRIMER ProCrVl B66-310 PAINT: Pro Industrial WB Urethane Alkyd Eramel B53-1150 Semi-Gloss | | |
| P-5G | PAINT | INTERIOR UNDERSIDE OF CORRIDOR SOFFIT AND RESTROOM CEILING | | PRIMER PM 200 0 VOC B28V2600 PAINT: PM 200 0 VOC B20V2600 EggsheIl | EXTRA WHITE SW 7006 | |
| P-6G | PAINT | EXPOSED DECKING AND BAR JOISTS | | PRIMER Multi Surface Acrylic B66-560 PAINT: Multi Surface Acrylic B66-560 | WELL-BRED BROWN SW 7027 | |
| P-15G | PAINT | INTERIOR WALLS/ SOFFIT | EggsheIl PRIMER PM 200 0 VOC B28V2600 PAINT: PM 200 0 VOC B20V2600 EggsheIl | BUNGALOW BEIGE SW 7511 | | |
| P-16G | PAINT | INTERIOR SERVICE AREA DOOR FRAME | PRIMER ProCrVl B66-310 PAINT: Pro Industrial WB Urethane Alkyd Eramel B53-1150 Semi-Gloss | GG ORANGE CUSTOM COLOR | | |

| | | | | | | |
|-------------------------------------|--------------------------|---|--|--------------------------------------|------------------------------------|--|
| P-17G | PAINT | HVAC AIR RETURN & REGISTERS LOCATED AT ACT-1G | PRIMER INT/EXT PRO INDUSTRIAL SEMI-GLOSS PAINT: Pro Industrial WB Urethane Alkyd Eramel FC 8112NP Semi-Gloss | ARMSTRONG CEILING MATCH CUSTOM COLOR | | |
| WP-2G | WALL PANEL SYSTEM | GENERAL WAINSCOTING | MARLITE | ALLURE PANEL | Navamar WF001 Macchiato X-Grain | 4' x 4' Panels CONTACT: CUSTOMER SERVICE (330) 343-6521 ANITA CRAIG 330-260-7621 ACRAIG@MARLITE.COM |
| | | | CM | MATTAKI CONVERGE | Navamar WF001 Macchiato X-Grain | 32' x 48' 48' x 48' Panels CONTACT: AUSTIN HOLAN (706) 253-4761 AUSTIN@CIMGIBIZ.COM |
| UPHOLSTERY | | | | | | |
| UPH-7G | UPHOLSTERY | SEATING (Booth/Seetee) SEAT PADS | MAHARAM | LARAT 440401 | 010 TALUPE | CONTACT: JANELLE AROLZ (404) 909-8444 JARALZ@MAHARAM.COM |
| UPH-10G | UPHOLSTERY | SEATING (Booth/Seetee) BACK PADS AND LOUNGE CHAIR | | LARAT 440401 | 007 OYSTER | |
| UPH-11G | UPHOLSTERY | LOUNGE CHAIR "COLLECTION OPTION" | C.F STINSON | CASSIDY | CAS 82 HOSTA | CONTACT: GLENN STINSON (248) 299-3800 GSTINSON@CFSTINSON.COM |
| METALS | | | | | | |
| MF-1G | METAL FINISH POWDER COAT | FIXTURES AS NOTED | PER VENDOR | | BLACKENED STEEL | PER VENDOR |
| MF-2G | METAL FINISH ALUMINUM | FIXTURES AS NOTED | PER VENDOR | | FLAT BLACK ANODIZED | PER VENDOR |
| MF-3G | METAL FINISH ALUMINUM | SLAT PERGOLA SUPPORTS | PER VENDOR | POWDER COATED BROWN | MATCH P-6G (SLATE BROWN) | PER VENDOR |
| MF-4G | METAL FINISH ALUMINUM | DIVIDER SCREEN & SAUCE BAR | PER VENDOR | POWDER COATED | STATUARY BRONZE | PER VENDOR |
| SPECIALTY FINISHES AND TRIMS | | | | | | |
| PL-9G | PLASTIC LAMINATE | PERIMETER TABLES, DOORS, TRASH UNIT | NEVAMAR | WK0017T | VERNERABLE OLD OAK | CONTACT: CUSTOMER SERVICE (877) 726-6526 JOHN TRULLOCK JOHN.TRULLOCK@PANOLAM.COM (407) 618-3732 |
| PL-15G | PLASTIC LAMINATE | TABLES / BOOTHS | NEVAMAR | WF0011T | MACCHIATO | |
| PL-16G | PLASTIC LAMINATE | TABLES | NEVAMAR | VZ2001T | SANTA ROSA PLUM TREE | |
| PL-17G | PLASTIC LAMINATE | TABLES | NEVAMAR | WF0013-T | CARAMEL MACCHIATO SUEDE | |
| PL-18G | PLASTIC LAMINATE | BEVERAGE STATION CABINET DOORS/ INNER SIDE OF WOOD SLAT PERGOLA/ INTERIOR SERVICE AREA ACCENT WALL & DOOR | NEVAMAR | SO3300 SD | CAFÉ SIENNA | |
| PL-19G | PLASTIC LAMINATE | BOOTH BASE | PIONITE | SE101S | BLACK | |
| WS-1G | WOOD STAIN | SHELVING LOUNGE AREA | PER VENDOR | BALTIC BIRCH | CLEAR COATED | LOCAL DISTRIBUTOR |
| WS-2G | WOOD STAIN | COMMUNITY TABLE/ SAUCE BAR | PER VENDOR | WHITE OAK | CLEAR COATED | LOCAL DISTRIBUTOR |
| WS-3G | WOOD STAIN | TRELLIS SOFFIT | PER VENDOR | STAINED POPLAR WOOD | MATCH NEVAMAR SANTA ROSA PLUM TREE | LOCAL DISTRIBUTOR |
| TR-01G | DRYWALL REVEAL BEAD | BETWEEN P-8G & P-15G WHEN PERIMETER SOFFIT IS OMITTED | TRIM-TEX | AS5110S | ARCHITECTURAL SILVER | 1/2" X 1/2" CONTACT: LOCAL SUPPLIER |
| SL-1G | SURF(X) 3D LAMINATE | TRELLIS SOFFIT | OMNOVA SOLUTIONS | SURF(X) 3D LAMINATES ON SUNTRAIT | ALMOND CHERRY | 12 MIL (0.12) CONTACT: CHERI RUKAVINA (404) 971-8119 CHERIRUKAVINA@OMNOVA.COM |
| MEB-1G | MULTIPLEX EDGE BAND | TABLES (STANDARD TABLE THICKNESS) | REHAU | PREMIUM EDGE BAND #592E | MULTIPLEX | 1-5/16" THICK CONTACT: MEG HUIZENGA (616) 666-7932 MEGHUIZENGA@REHAU.COM |
| MEB-2G | MULTIPLEX EDGE BAND | BOOTH EDGE PROTECTION | REHAU | NEVAMAR MACCHIATO CP41002 | MATCH PL-15G (MACCHIATO) | |
| SOLID SURFACES | | | | | | |
| SS-8G | SOLID SURFACE | FIXTURES AS NOTED TOP CAP/ SILL | DUPONT | CORIAN | DEEP NOCTURNE | 30" x 144" x 1/2" THICKNESS CONTACT: TIANA MARE BRAGG (925) 337-3438 TIANA.MARE.BRAGG@DUPONT.COM |
| SS-9G | SOLID SURFACE | FSC / BEVERAGE COUNTER TOP (ALTERNATE TO MS-1G) | AVONITE | CUSTOM COLOR BK SMOKE | #7885 | 30" x 144" x 1/2" THICKNESS CONTACT: SANDRA COHEN (410) 259-8508 soohen@aristechsurfaces.com |
| | | | US SURFACES | LIVINGSTONE | STORM | |
| MS-1G | MANUFACTURED STONE | FSC / BEVERAGE COUNTER TOP | SILESTONE | QUARTZ VOLCANO TEXTURE | GREY EXPO | 3/4" THICK CONTACT: JENNIFER RYAN (305) 398-5700 JENNIFERR@COSENTIND.COM |
| | | | US SURFACES | VADARA | BRUSHED CEMENT | 2 CM THICK CONTACT: ED ROGERS (605) 710-3999 EDR@USSURFACES.COM |
| RESIN | | | | | | |
| R-1G | RESIN | FSC SMOOTHIE SCREENS | 3-FORM | PUNCH 021 | VELLUM F04 FINISH FRONT & BACK | 3/8" THICK CONTACT: JULIANA SHARKEY JULIANA.SHARKEY@3FORM.COM (954) 579-6545 |



PROPERTY OF FCC COMMERCIAL FURNITURE
THIS IS A FOR DESIGN PURPOSE TO EXPRESS DESIGN CONCEPTS TO THE ARCHITECT, CLIENT, CONTRACTOR AND INSTALLER FOR THE PROJECT SHOWN. THIS DESIGN AND THE CONCEPTS HEREIN SHALL NOT BE ALTERED OR USED AS CONSTRUCTION DOCUMENTS. DO NOT REPRODUCE OR LEND WITHOUT WRITTEN PERMISSION FROM FCC COMMERCIAL FURNITURE INC.

IMPORTANT
WRITTEN DIMENSIONS HAVE PRECEDENCE OVER SCALE IN ALL CASES.

DO NOT SCALE OFF PLANS. CONTACT FCC COMMERCIAL FURNITURE'S REPRESENTATIVE TO VERIFY ANY QUESTIONABLE DIMENSIONS AT TELEPHONE # 800.322.7328

THE GENERAL CONTRACTOR MUST VERIFY ALL BUILDING DIMENSIONS, EQUIPMENT, FURNITURE PLACEMENT, UTILITY LOCATIONS, AND CONDITIONS AT THE JOB SITE.

THE GENERAL CONTRACTOR MUST NOTIFY FCC COMMERCIAL FURNITURE OF ALL DISCREPANCIES AND/OR REQUIRED ADJUSTMENTS PRIOR TO STARTING WORK.

FCC COMMERCIAL FURNITURE HAS PREPARED THESE DOCUMENTS AS ACCURATELY AS POSSIBLE WITH THE ARCHITECTURAL INFORMATION PROVIDED. DUE TO LACK OF ACCURATE AND COMPLETE DIMENSIONED ARCHITECTURAL PLANS, OWNER UNDERSTANDS THAT ADJUSTMENTS TO THE FINAL LOCATIONS OF EQUIPMENT AND/OR FURNITURE PLACEMENT MAY BE REQUIRED AT THE OWNER'S EXPENSE DUE TO DISCREPANCIES BASED ON ACTUAL JOB SITE DIMENSIONS AND CONDITIONS.

REFER TO ARCHITECTURAL OR ENGINEER DRAWINGS FOR COMPLETE AND ACCURATE DIMENSIONS OF BUILDING STRUCTURE.

THESE CONTRACT DOCUMENTS AND THE INFORMATION THEY CONTAIN ARE THE PROPERTY OF FCC COMMERCIAL FURNITURE INC., ROSEBURG, OREGON, 97470.

ALL PREPARED CONTRACT DOCUMENTS MAY NOT BE COPIED, REPRODUCED, USED OR IMPLEMENTED IN ANY WAY, IN PART OR IN WHOLE, WITHOUT THE EXPRESS WRITTEN CONSENT OF FCC COMMERCIAL FURNITURE INC.

ANY UNAUTHORIZED USE OF THESE PLANS WILL RESULT IN PAYMENT DUE FOR SERVICES RENDERED BY FCC COMMERCIAL FURNITURE INC.

ANY DEVIATIONS FROM THESE DRAWINGS FOR ANY REASON SHALL NOT BE DONE WITHOUT CONSENT OF FCC COMMERCIAL FURNITURE INC. IN ADVANCE. IN WRITING, FCC COMMERCIAL FURNITURE IS NOT RESPONSIBLE FOR DEVIATIONS, CHANGES, ADDITIONS, OR DELETIONS NOT REVIEWED AND APPROVED IN ADVANCE BY FCC COMMERCIAL FURNITURE INC.

THESE DOCUMENTS REFLECT SPECIFIC SEATING AND DECOR EQUIPMENT ORDERED OF DATE SHOWN BELOW.



Burger King #515
1313 28th. St. SW
Wyoming, MI 49509
Decor: Garden Grill
Building Type: Remodel

CUSTOMER
Factorial Holdings
SHEET TITLE:
SPECIFICATIONS

WORK ORDER NUMBER:

FINALS BY:

DRAWN BY:
Nathan James

SCALE:

NTS

ORIGINAL DATE:
March 18, 2021

PLOT DATE:
April 9, 2021

PROJECT #:
22113-001

SHEET #:
D8.5



FCC COMMERCIAL FURNITURE INC.
8452 OLD HWY 99 N, ROSEBURG, OR 97470 USA
T. 800.322.7328 | F. 541.673.7441 | WWW.FCCFURN.COM
DESIGNED AND BUILT IN U.S.A.

PROPERTY OF FCC COMMERCIAL FURNITURE
THIS IS A FOR DESIGN PURPOSE TO EXPRESS DESIGN
CONCEPTS TO THE ARCHITECT, CLIENT, CONTRACTOR
AND INSTALLER FOR THE PROJECT SHOWN. THIS DESIGN
AND THE CONCEPTS HEREIN SHALL
NOT BE ALTERED OR USED AS CONSTRUCTION
DOCUMENTS. DO NOT REPRODUCE OR LEND WITHOUT
WRITTEN PERMISSION FROM FCC COMMERCIAL
FURNITURE INC.

IMPORTANT

WRITTEN DIMENSIONS HAVE PRECEDENCE OVER SCALE
IN ALL CASES.

DO NOT SCALE OFF PLANS. CONTACT FCC COMMERCIAL
FURNITURE'S REPRESENTATIVE TO VERIFY ANY
QUESTIONABLE DIMENSIONS AT TELEPHONE #
800.322.7328

THE GENERAL CONTRACTOR MUST VERIFY ALL BUILDING
DIMENSIONS, EQUIPMENT, FURNITURE PLACEMENT,
UTILITY LOCATIONS, AND CONDITIONS AT THE JOB SITE.

THE GENERAL CONTRACTOR MUST NOTIFY FCC
COMMERCIAL FURNITURE OF ALL DISCREPANCIES
AND/OR REQUIRED ADJUSTMENTS PRIOR TO STARTING
WORK.

FCC COMMERCIAL FURNITURE HAS PREPARED THESE
DOCUMENTS AS ACCURATELY AS POSSIBLE WITH THE
ARCHITECTURAL INFORMATION PROVIDED. DUE TO LACK
OF ACCURATE AND COMPLETE DIMENSIONED
ARCHITECTURAL PLANS, OWNER UNDERSTANDS THAT
ADJUSTMENTS TO THE FINAL LOCATIONS OF EQUIPMENT
AND/OR FURNITURE PLACEMENT MAY BE REQUIRED AT
THE OWNER'S EXPENSE DUE TO DISCREPANCIES BASED
ON ACTUAL JOB SITE DIMENSIONS AND CONDITIONS.

REFER TO ARCHITECTURAL OR ENGINEER DRAWINGS
FOR COMPLETE AND ACCURATE DIMENSIONS OF
BUILDING STRUCTURE.

THESE CONTRACT DOCUMENTS AND THE INFORMATION
THEY CONTAIN ARE THE PROPERTY OF FCC COMMERCIAL
FURNITURE INC., ROSEBURG, OREGON, 97470.

ALL PREPARED CONTRACT DOCUMENTS MAY NOT BE
COPIED, REPRODUCED, USED OR IMPLEMENTED IN ANY
WAY, IN PART OR IN WHOLE, WITHOUT THE EXPRESS
WRITTEN CONSENT OF FCC COMMERCIAL FURNITURE INC.

ANY UNAUTHORIZED USE OF THESE PLANS WILL RESULT
IN PAYMENT DUE FOR SERVICES RENDERED BY FCC
COMMERCIAL FURNITURE INC.

ANY DEVIATIONS FROM THESE DRAWINGS FOR ANY
REASON SHALL NOT BE DONE WITHOUT CONSENT OF FCC
COMMERCIAL FURNITURE INC. IN ADVANCE. IN WRITING.
FCC COMMERCIAL FURNITURE IS NOT RESPONSIBLE FOR
DEVIATIONS, CHANGES, ADDITIONS, OR DELETIONS NOT
REVIEWED AND APPROVED IN ADVANCE BY FCC
COMMERCIAL FURNITURE INC.

THESE DOCUMENTS REFLECT SPECIFIC SEATING AND
DECOR EQUIPMENT ORDERED OF DATE SHOWN BELOW.

CLIENT:



Burger King #515
1313 28th. St. SW
Wyoming, MI 49509
Decor: Garden Grill
Building Type: Remodel

CUSTOMER
Factorial Holdings

SHEET TITLE:
SPECIFICATIONS

WORK ORDER NUMBER:

FINALS BY:

DRAWN BY:
Nathan James
SCALE:

NTS

ORIGINAL DATE:
March 18, 2021

PLOT DATE:
April 9, 2021

PROJECT #:
22113-001

SHEET #:
D8.6

| BURGER KING 20/20 GARDEN GRILL INTERIOR | | | | | | |
|---|------------|------------------------------------|---------|------------|--|---|
| INTERIOR LIGHT FIXTURE SCHEDULE | | | | | | |
| 06.03.20 | | | | | | |
| LOW PROFILE TRELLIS | | | | | | |
| TYPE | VENDOR | CATALOG No. | WATTAGE | COLOR TEMP | REMARKS | |
| A | NAUTICAL | BK304 & SP305-18-60D-927-03 | 10 | 2700 | SHAKER PENDANT LAMP | 2. 2x2 RECESSED |
| | | LED EDISON STYLE 10 WATT | | | | |
| A1 | NAUTICAL | BK-GG-A2 CUSTOM PENDANT LIGHT | 10 | 2700K | RED PENDANT LIGHT | EMERGENCY LIGHT |
| | | RED | | | | |
| B | NAUTICAL | BK305 & LED 8W EDISON INCANDESCENT | 6 | 2700K | BRONZE CAGE PENDANT LIGHT | EXIT / EMERGENCY LIGHT |
| | | LED CLEAR ANTIQUE STYLE 6 WATT | | | | |
| B1 | NAUTICAL | BK305 & LED 8W EDISON INCANDESCENT | 6 | 2700K | BRONZE CAGE WALL SCONCE LIGHT | TO BE USED IN WALK IN BOX ONLY |
| | | LED CLEAR ANTIQUE STYLE 6 WATT | | | | |
| C4w | JUNO | SP36671-WHTRM | 15 | 3000 | 1. 4" DIAMETER, WHITE, RECESSED DOWN LIGHT | PLAYGROUND PENDANT LIGHT |
| | CREE | CR4-575L-27K-12-E26 | 9.5 | 2700 | 2. TO BE USED WITH GWB CEILING | |
| | ENERGYWISE | EWMLDLDL4IN | 11 | 2700 | | |
| | SECURITY | LB4A 6L 30K 9 WH / 1BXQL | 9 | 3000 | | |
| C4b | JUNO | SP36671-BLTRM | | | 1. 4" DIAMETER, BLACK, RECESSED DOWN LIGHT | PLAYGROUND PENDANT LIGHT |
| | CREE | CR4-575L-27K-12-E26-MODBLK | 9.5 | 2700 | 2. TO BE USED WITH ACOUSTICAL CEILING TILES | |
| D4w | JUNO | SP36671G2 / 39 WWH | 12.5 | 3000 | 1. 4" DIAMETER, WHITE, RECESSED DOWN LIGHT | PLAYGROUND PENDANT LIGHT |
| | SECURITY | LB4A 6L 30K 9 WH / 1BXQL | 9 | 3000 | 2. TO BE USED WITH GWB CEILING | |
| D4b | JUNO | SP36671G2 / 39C BL RFD44875 | 12.5 | 3000 | 1. 4" DIAMETER, BLACK, RECESSED DOWN LIGHT | PLAYGROUND PENDANT LIGHT |
| | | | | | 2. TO BE USED WITH ACOUSTICAL CEILING TILES | |
| E | JUNO | R600L3KNBZ | 10 | 2700 | TRACK LIGHT | |
| | | | | | | |
| G | JUNO | SP34378B-9-F1-SSN | 10 | 3000 | 2" DIAMETER DOWN LIGHT, SATIN NICKEL FINISH | |
| | ZANIBONI | D2LUNA20930A3CSNP0BKOP | 9 | 3000 | | |
| G1 | JUNO | SP34378A-930-F1-SN | 10 | 3000 | 2" DIAMETER WALL WASHER, SATIN NICKEL FINISH | |
| | ZANIBONI | D2LUN200930A3CSNP0BKOD | 9 | 3000 | | |
| I | CREE | CL-E-TFA04A-24R-40N | 42 | 4000 | 1. TO BE USED IN KITCHEN | 2. 2x4 RECESSED |
| | SECURITY | LIT24-40-MLG-FSA-12-EU-C388 | 45 | 4000 | | |
| | LSI | SFP24 LED 50 UE DIM 40 | 50 | 4000 | | |
| | VAOPTO | VO-PL-2NW4-60 | 60 | 4100 | | |
| | ENERGYWISE | EWMLFP24EP4841 | 48 | 4100 | | |
| J | CREE | CL-E-TR14L2404U | 42 | 3500 | 1. FOR REMODELS ONLY | 2. TO BE USED IN RESTROOMS 3. 1x4 RECESSED |
| | SECURITY | LIT14-35LWG-FSA12-EDU-C388 | 27 | 3500 | | |
| | LSI | SFP14 LED 40 UE DIM 35 FK14 | 40 | 3500 | | |
| | VAOPTO | VO-PL-1XWW4-50 | 50 | 3000 | | |
| | ENERGYWISE | EWMLFP14EP3535 | 35 | 3500 | | |

| | | | | | |
|-----|------------|-----------------------------|-----------|------|--------------------------------|
| PG | CREE | CL-E-TFA03A-22R-40N | 32 | 3500 | 1. TO BE USED IN PLAYGROUND |
| | SECURITY | LIT22-35MLG-FSA12 EU | 35 | 3500 | 2. 2x2 RECESSED |
| | LSI | SFP22 LED 30 UE DIM 35 FK22 | 30 | 3500 | |
| | VAOPTO | VO-PL-2XWW2-36 | 36 | 3000 | |
| EM | ENERGYWISE | EWMLFP22EP3535 | 36 | 3500 | |
| | CREE | EM22RWH | 11 | | EMERGENCY LIGHT |
| | SECURITY | CU2 | 1 | 3000 | |
| | LSI | LTEMWH | (2) 1 LED | | |
| EMX | VAOPTO | VO-EM | 2 | 5000 | |
| | ENERGYWISE | EWCU2 | 1 | 3000 | |
| | CREE | EXDMBRWH | 11 | | EXIT / EMERGENCY LIGHT |
| | SECURITY | CCRR | 4 | | |
| WIB | LSI | LPRXRUBWHL11R | (2) 1 LED | | |
| | VAOPTO | VO-EMX-R1 | 2 | 5000 | |
| | ENERGYWISE | EWCCR | 4 | 3000 | |
| | CREE | WS4-50L-57K-10V-FD | 55 | 5300 | TO BE USED IN WALK IN BOX ONLY |
| O | SECURITY | LXEM4-50ML-RFA-EU | 53 | 5000 | |
| | LSI | EG345LEDHOCWUE | 52 | 5300 | |
| | VAOPTO | VO-TF-14W | 32 | 5000 | |
| | ENERGYWISE | EWMLD-LSV2XT8USE4806 | 36 | | |
| O1 | CREE | LS4-25L-35K-10V | 23 | 3500 | PLAYGROUND PENDANT LIGHT |
| | CREE | LS8-80L-35K-10V | 88 | 3500 | PLAYGROUND PENDANT LIGHT |

| CONTACT INFORMATION | | | |
|---|--|--|---|
| CREE ELVIR SULJIC 262-884-3332 esuljic@creelighting.com | HERMITAGE "MASTER CONSOLIDATOR" WYATT CULVER 615-843-3379 wyatt@hlg.co | ENERGYWISE JENNIFER WADDICK 877-225-1336 jennifer@energywisemail.com | JUNO / ACUITY BRANDS BRETT D KINZLER o 847-813-8350 m 847-312-1578 brett.kinzler@acuitybrands.com |
| SECURITY LIGHTING WHITNEY WATSON 630-550-9320 quotations@securitylighting.com | NAUTICAL FURNISHINGS MICHAEL HOGLUND 954-771-1100 mhoglund@nauticalfurnishings.com | VaOpto LINDA XU 702-517-5789 linda@vaopto.com | ZANIBONI LIGHTING JENNIFER MORRIS 727-213-0410 southeastusa@zanibonilighting.com |
| LSI BOB LUCAS 800-436-7800 Ext 4052 bob.lucas@lsi-industries.com | | | |

| NOTES | |
|-------|--|
| 1. | NOT ALL LIGHT FIXTURES TYPES SHOWN ON SCHEDULE MAY BE USED ON THIS PROJECT. REFER TO LIGHTING PLAN FOR PROJECT SPECIFIC TYPES AND QUANTITIES. |
| 2. | PENDANT FIXTURES "A" MUST BE CENTERED OVER TABLE TOPS. COORDINATE WITH DÉCOR DRAWINGS. |
| 3. | EXCEPT FOR DROPPED CEILING OPTION, ALL LIGHT FIXTURES IN DINING ROOM AREA & RESTROOM CORRIDOR ARE TO BE SUPPORTED FROM EXPOSED ROOF TRUSSES. |
| 4. | CONTRACTOR TO NOTIFY LIGHTING SUPPLIER OF THE FOLLOWING: FIXTURE TYPES "C" AND "D" WILL BE REQUIRED TO BE LENS AT THE LOCATIONS OVER THE SERVICE AREA AND OVER THE SELF-SERVE DRINK AREA. FIXTURE TYPE "I" WILL REQUIRE A LENS OR TUBE GUARD AT THOSE LOCATIONS. |

PLEASE PROVIDE THE INFORMATION REQUESTED BELOW
IN CASE THERE ARE ANY QUESTIONS ABOUT DIMENSIONS.

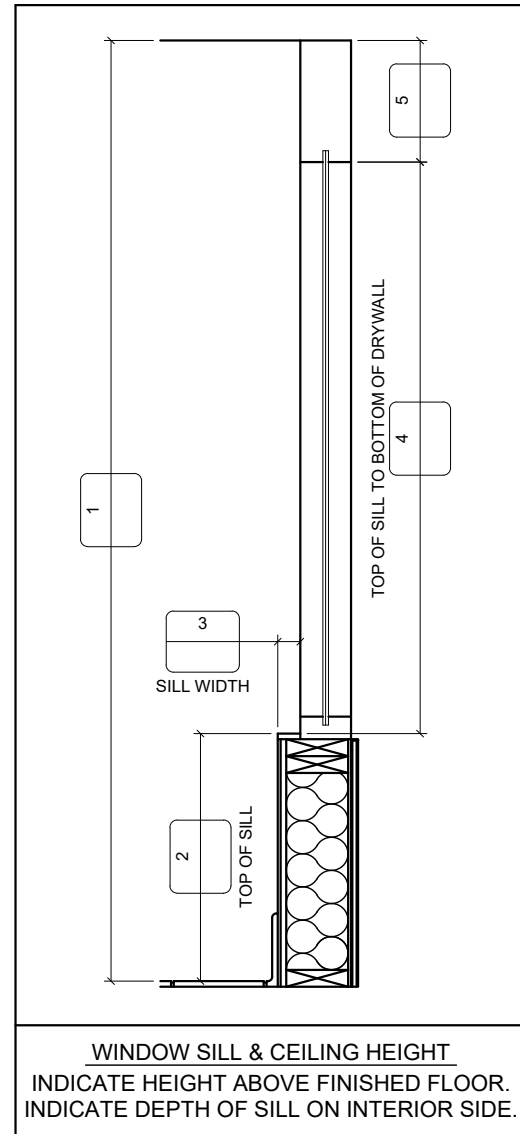
CONTACT: _____

PHONE #: _____

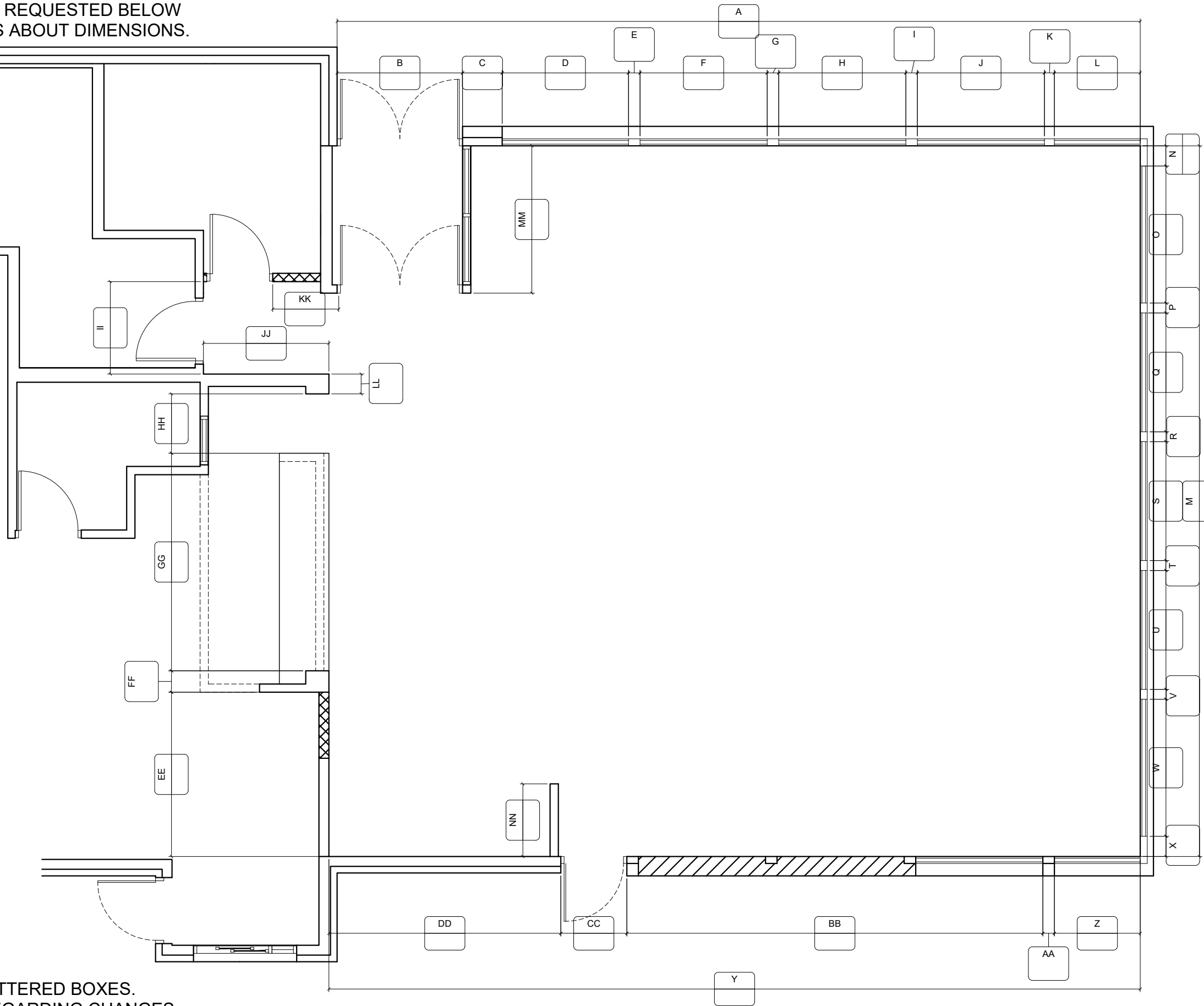
DIMS ARE FROM:

STUD TO STUD

DRYWALL TO DRYWALL



PLACE REQUIRED DIMENSIONS IN LETTERED BOXES.
PLEASE INDICATE OR NOTIFY FCC REGARDING CHANGES
OR MODIFICATIONS TO THE BUILDING; SUCH AS:
DOOR LOCATIONS, VESTIBULE(S), FURRING & WINDOWS.



FCC COMMERCIAL FURNITURE INC.
8452 OLD HWY 99 N. ROSEBURG, OR 97470 USA
T: 800.322.7328 | F: 541.673.7441 | WWW.FCCFURN.COM
DESIGNED AND BUILT IN U.S.A.

PROPERTY OF FCC COMMERCIAL FURNITURE
THIS IS A FOR DESIGN PURPOSE TO EXPRESS DESIGN
CONCEPTS TO THE ARCHITECT, CLIENT, CONTRACTOR
AND INSTALLER FOR THE PROJECT SHOWN. THIS DESIGN
AND THE CONCEPTS HEREIN SHALL
NOT BE ALTERED OR USED AS CONSTRUCTION
DOCUMENTS. DO NOT REPRODUCE OR LEND WITHOUT
WRITTEN PERMISSION FROM FCC COMMERCIAL
FURNITURE INC.

IMPORTANT

WRITTEN DIMENSIONS HAVE PRECEDENCE OVER SCALE
IN ALL CASES.

DO NOT SCALE OFF PLANS. CONTACT FCC COMMERCIAL
FURNITURE'S REPRESENTATIVE TO VERIFY ANY
QUESTIONABLE DIMENSIONS AT TELEPHONE #
800.322.7328

THE GENERAL CONTRACTOR MUST VERIFY ALL BUILDING
DIMENSIONS, EQUIPMENT, FURNITURE PLACEMENT,
UTILITY LOCATIONS, AND CONDITIONS AT THE JOB SITE.

THE GENERAL CONTRACTOR MUST NOTIFY FCC
COMMERCIAL FURNITURE OF ALL DISCREPANCIES
AND/OR REQUIRED ADJUSTMENTS PRIOR TO STARTING
WORK.

FCC COMMERCIAL FURNITURE HAS PREPARED THESE
DOCUMENTS AS ACCURATELY AS POSSIBLE WITH THE
ARCHITECTURAL INFORMATION PROVIDED. DUE TO LACK
OF ACCURATE AND COMPLETE DIMENSIONED
ARCHITECTURAL PLANS, OWNER UNDERSTANDS THAT
ADJUSTMENTS TO THE FINAL LOCATIONS OF EQUIPMENT
AND/OR FURNITURE PLACEMENT MAY BE REQUIRED AT
THE OWNER'S EXPENSE DUE TO DISCREPANCIES BASED
ON ACTUAL JOB SITE DIMENSIONS AND CONDITIONS.

REFER TO ARCHITECTURAL OR ENGINEER DRAWINGS
FOR COMPLETE AND ACCURATE DIMENSIONS OF
BUILDING STRUCTURE.

THESE CONTRACT DOCUMENTS AND THE INFORMATION
THEY CONTAIN ARE THE PROPERTY OF FCC COMMERCIAL
FURNITURE INC., ROSEBURG, OREGON, 97470.

ALL PREPARED CONTRACT DOCUMENTS MAY NOT BE
COPIED, REPRODUCED, USED OR IMPLEMENTED IN ANY
WAY, IN PART OR IN WHOLE, WITHOUT THE EXPRESS
WRITTEN CONSENT OF FCC COMMERCIAL FURNITURE INC.

ANY UNAUTHORIZED USE OF THESE PLANS WILL RESULT
IN PAYMENT DUE FOR SERVICES RENDERED BY FCC
COMMERCIAL FURNITURE INC.

ANY DEVIATIONS FROM THESE DRAWINGS FOR ANY
REASON SHALL NOT BE DONE WITHOUT CONSENT OF FCC
COMMERCIAL FURNITURE INC. IN ADVANCE. IN WRITING.
FCC COMMERCIAL FURNITURE IS NOT RESPONSIBLE FOR
DEVIATIONS, CHANGES, ADDITIONS, OR DELETIONS NOT
REVIEWED AND APPROVED IN ADVANCE BY FCC
COMMERCIAL FURNITURE INC.

THESE DOCUMENTS REFLECT SPECIFIC SEATING AND
DECOR EQUIPMENT ORDERED OF DATE SHOWN BELOW.

CLIENT:



Burger King #515
1313 28th. St. SW
Wyoming, MI 49509
Decor: Garden Grill
Building Type: Remodel

CUSTOMER
Factorial Holdings

SHEET TITLE:
VERIFICATION PLAN

WORK ORDER NUMBER:

FINALS BY:

DRAWN BY:

Nathan James

SCALE:

NTS

ORIGINAL DATE:

March 18, 2021

PLOT DATE:

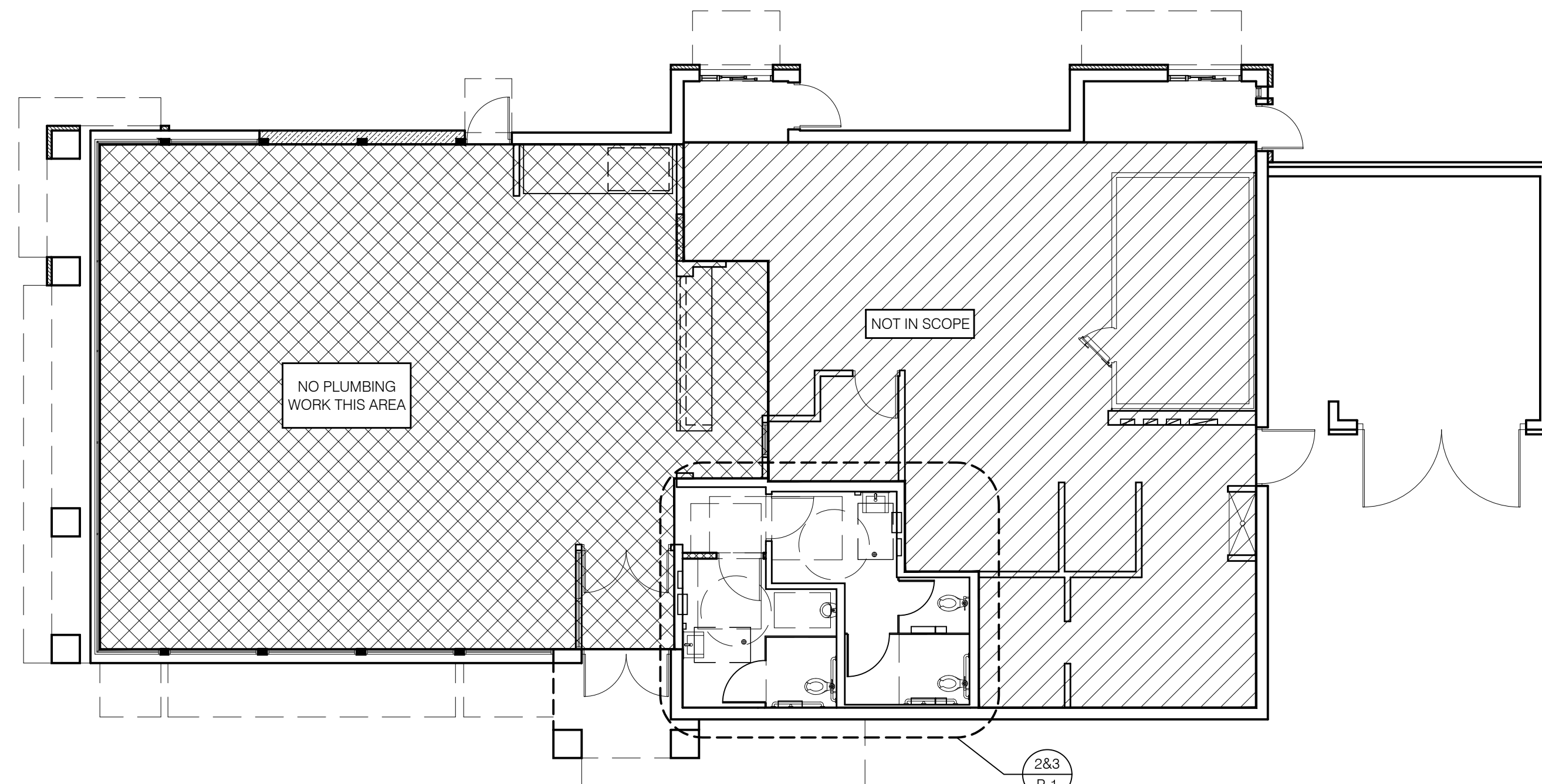
April 9, 2021

PROJECT #:

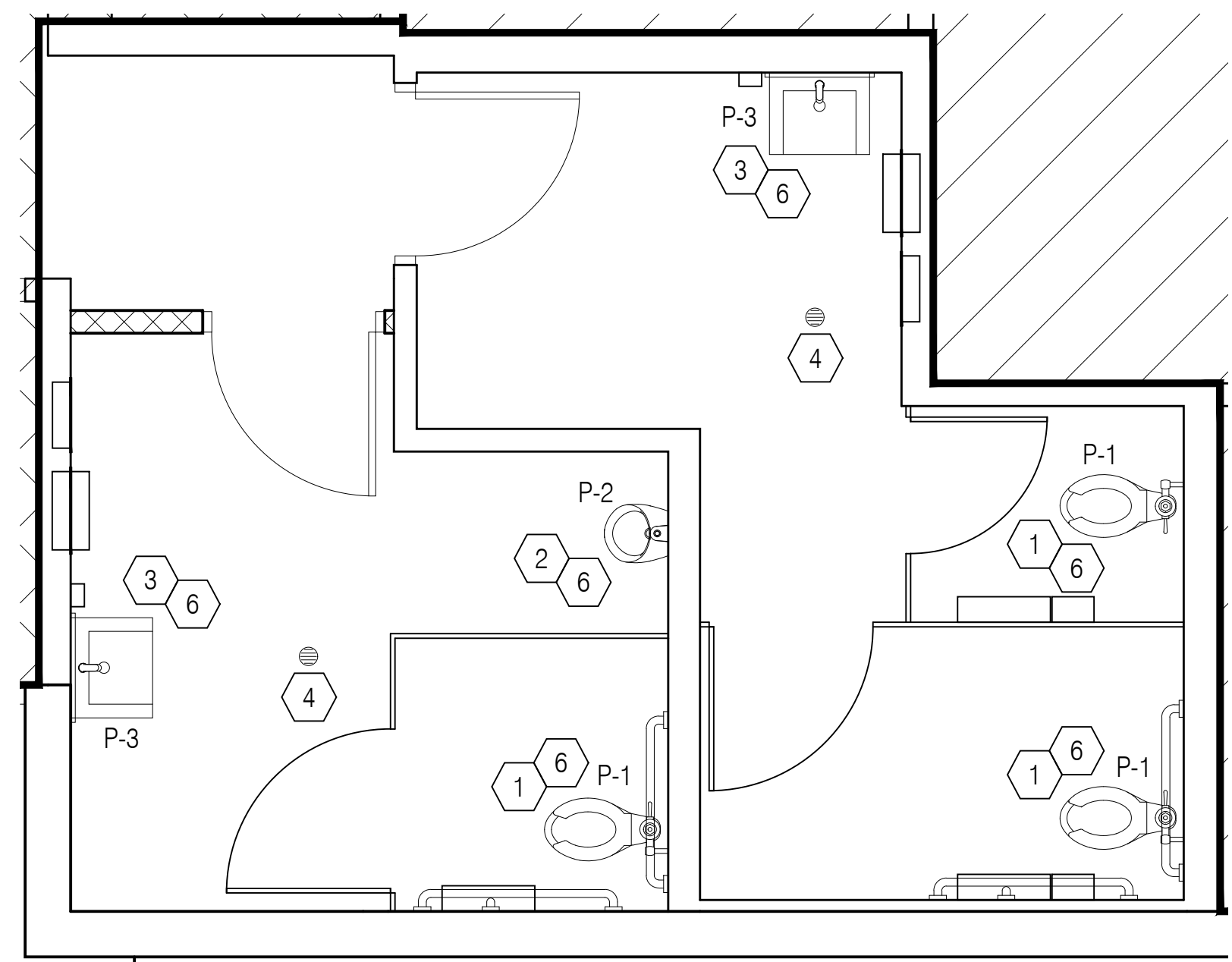
22113-001

SHEET #:

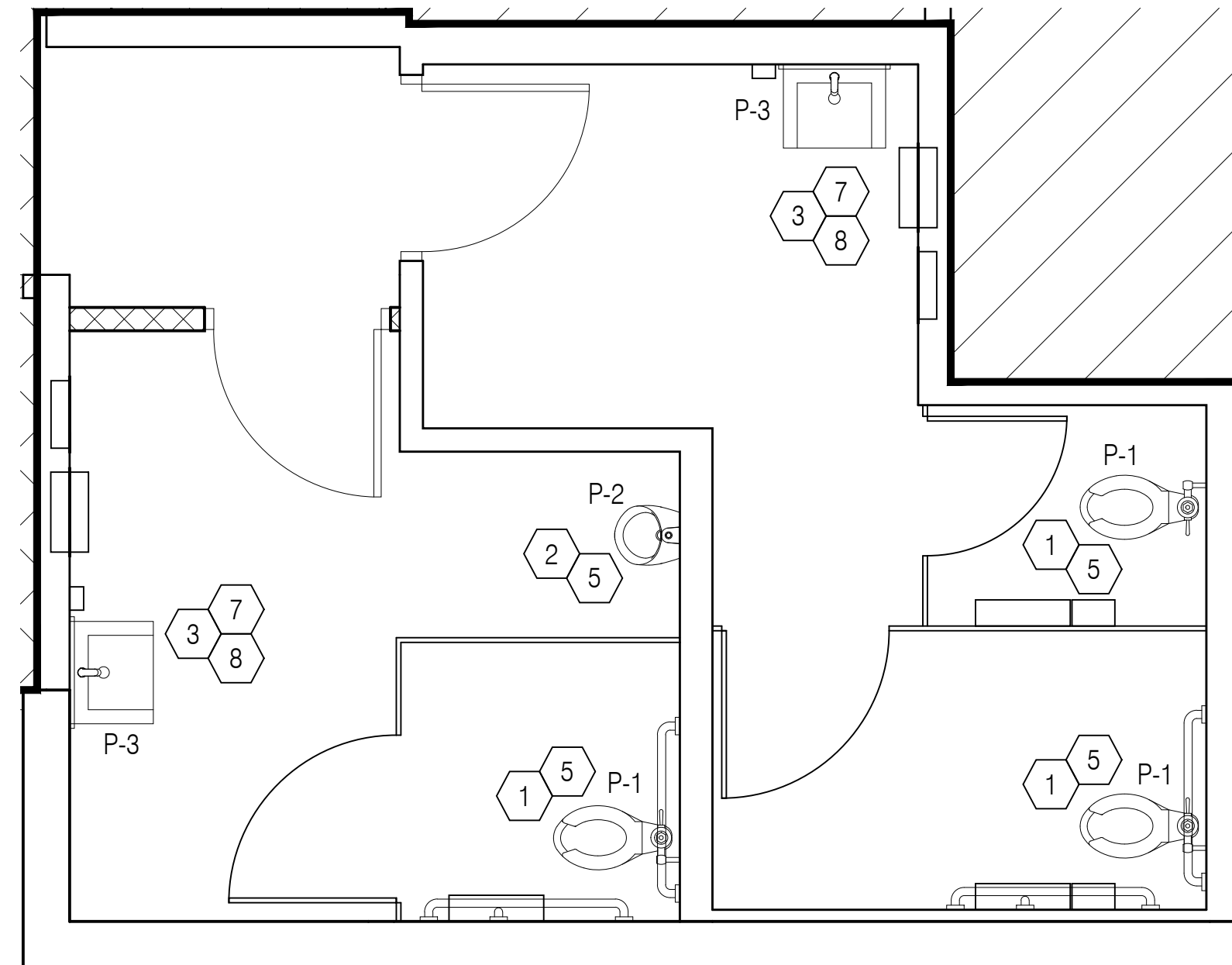
D9.0



1 KEY PLAN
1/8" = 1'-0"



2 SANITARY PLUMBING PLAN
3/8" = 1'-0"



3 DOMESTIC WATER PLAN
3/8" = 1'-0"

- PLUMBING GENERAL NOTES:**
- DO NOT SCALE DRAWINGS
 - ALL HOT AND COLD WATER PIPING LOCATED ABOVE CEILING AREAS BUT BELOW ROOF INSULATION SHALL BE INSULATED WITH 3/4" FIBERGLASS LOW PRESSURE TYPE WITH DUAL TEMPERATURE JACKET. ALL HOT AND COLD WATER PIPING LOCATED OUTSIDE OF BUILDING INSULATION ENVELOPE SHALL BE INSULATED TO THICKNESS SPECIFIED IN INSULATION SCHEDULE SHOWN ON THIS SHEET. ALL UNDERGROUND PIPES LOCATED INSIDE BUILDING TO BE ENCASED IN FLEXIBLE POLYETHYLENE.
 - LOCATE COLD WATER PIPES IN FURRED OUT SPACES AT TOILET ROOMS (ZONES A AND B ONLY).
 - ALL PIPING SHALL BE CONCEALED ABOVE THE LAY-IN CEILING, BELOW THE FLOOR AND IN WALLS. EXPOSED PIPING IN SPACE ONLY AT EQUIPMENT AND FIXTURES.
 - PROVIDE SEPARATE SHUT-OFF VALVES FOR ALL EQUIPMENT AND PLUMBING FIXTURES REQUIRING WATER CONNECTIONS.
 - PROVIDE COUPLINGS TO ALL EQUIPMENT AS REQUIRED.
 - PROVIDE APPROPRIATE BACK FLOW PREVENTER AT EQUIPMENT AS REQUIRED BY CODE.
 - PROVIDE WOOD BLOCKING AS REQUIRED FOR FIXTURES AND PIPING. (REFERENCE SHEET A-1)
 - CUTTING AND NOTCHING OF 2x4 BEARING WALL NOT TO EXCEED 7/8". BORED HOLES IN 2x4 BEARING WALLS NOT TO EXCEED 2-1/8".
 - PEX PIPING TO BE USED UNLESS NOT ALLOWED BY LOCAL CODES.
 - FURNISH TUBING AND FITTINGS, AS REQUIRED, FOR ALL FINAL CONNECTIONS.
 - SANITARY WASTE CAST IRON PIPE TO BE USED UNDER SLAB AS REQUIRED BY CODE.
 - RESEAL FLOOR DRAINS ACCORDING TO LOCAL REQUIREMENTS.
 - PROVIDE AIR CHAMBER TYPE WATER HAMMER ARRESTORS OR ACCEPTABLE FACTORY MANUFACTURED SUBSTITUTES AT ALL WATER ROUGH-IN LOCATIONS.
 - FURNISH BURST PROOF BRAIDED FLEXIBLE CONNECTORS FOR FINAL CONNECTIONS TO SINKS AND OTHER EQUIPMENT.

G.C. PLUMBING NOTE:
ON DAY (1) OF CONSTRUCTION AND UPON COMPLETION OF CONSTRUCTION, G.C. TO JET ALL DRAIN LINES, CAMERA AND IDENTIFY ANY UNDERGROUND ISSUES AND PROVIDE CHANGE ORDER FOR REPAIRS.

| PLUMBING FIXTURE SCHEDULE | | | | | |
|---------------------------|------------------------|---|--------------------|------------|---------------------------|
| MARK | FIXTURE | MANUFACTURER | MODEL NUMBER | MODEL NAME | VALVE |
| P-1 | WATER CLOSET ADA - NEW | AMERICAN STANDARD | 3343 001 | MADERA | SLOAN ROYAL #110 |
| | | ELJER | 091-2175 | PATRIOT | ZURN #Z6000AV-HET |
| | | ZURN | Z5655 001 01 00 00 | | |
| P-2 | URINAL - ADA | TOTO | UT104E#01 | TOP SPUD | SLOAN ROYAL #186 |
| | | AMERICAN STANDARD | 6501 010 | WASHBROOK | |
| | | KOHLER | K-4960-ET | BARDON | |
| P-3 | LAVATORIES | THROUGH SINK 22" CUSTOM SOLID SURFACE SINK CORIAN SUMMIT WHITE (U.S. SURFACES 817-456-3460) | | | |
| | | ZURN | Z5344 | | KOHLER K-15598 FAUCET OR- |
| | | KOHLER | K-2054 | SOHO | ZURN #7440-XL FAUCET |
| | | | | | |
| | FAUCET | GROHE EUROSMART COSMOPOLITAN SINGLE-HANDLE BATHROOM FAUCET S-SIZE | | | |

- KEYED NOTES:**
- PROVIDE & INSTALL NEW FLUSH VALVE TYPE WATER CLOSET AS SPECIFIED IN THE PLUMBING FIXTURE SCHEDULE ON THIS SHEET. INSTALL NEW WATER CLOSET IN EXISTING LOCATION. ADJUST ROUGH-INS AS REQUIRED TO ASSURE DIMENSIONS MEET ADA COMPLIANCE.
 - PROVIDE & INSTALL NEW URINAL AS SPECIFIED IN THE PLUMBING FIXTURE SCHEDULE ON THIS SHEET. INSTALL NEW URINAL IN EXISTING LOCATION. REPLACE ROUGH-INS AS REQUIRED FOR NEW URINAL AND ADJUST TO MEET ADA CLEARANCES.
 - PROVIDE & INSTALL NEW LAVATORY IN EXISTING LOCATION. RELOCATE ROUGH-INS TO MEET ADA CLEARANCES.
 - EXISTING FLOOR DRAIN AND CONNECTION TO EXISTING WASTE LINE TO REMAIN. G.C. TO TEST & ASSURE THAT DRAIN LINE IS CLEAR AND IN GOOD WORKING ORDER.
 - CONNECT NEW PLUMBING FIXTURE TO EXISTING COLD WATER LINE CONNECTION AT THE REMOVED PLUMBING FIXTURE LOCATION.
 - CONNECT NEW PLUMBING FIXTURE TO EXISTING SANITARY LINE/VENT CONNECTION AT THE REMOVED PLUMBING FIXTURE LOCATION.
 - CONNECT NEW PLUMBING FIXTURE TO EXISTING HOT AND COLD WATER LINE CONNECTION AT THE REMOVED PLUMBING FIXTURE LOCATION.
 - LAVATORIES TO HAVE TEMPERED WATER WITH THERMOSTATIC MIXING VALVES SET NOT TO EXCEED 110°F.

LEGEND

LEGEND MAY CONTAIN ITEMS NOT USED IN THIS BUILDING. CONTRACTOR TO VERIFY.

| | |
|-------|-----------------------|
| — | SANITARY LINE |
| - - - | V - VENT PIPING |
| — | CW - COLD WATER |
| — | HW - HOT WATER (120°) |

EXISTING PIPING TO BE SHOWN IN A LIGHTER SHADE.

INSULATION SCHEDULE

| ZONE | PIPE SIZE UNDER 1" DIA. | PIPE SIZE OVER 1" DIA. |
|------|-------------------------|------------------------|
| A&B | 4" THICK | 3" THICK |
| C | 3" THICK | 2" THICK |
| D&E | 3/4" THICK | 1" THICK |

BURGER KING

ISSUE DATES / REVISIONS

| NO. | DESCRIPTION | DATE |
|-----|------------------|-----------|
| - | PERMIT / BID SET | 4.14.2021 |

NO. DESCRIPTION DATE

MRV ARCHITECTS, INC. 0018
THESE DOCUMENTS ARE THE PROPERTY OF MRV ARCHITECTS, INC. & MAY NOT BE REPRODUCED, COPIED OR REPRODUCED WITHOUT WRITTEN PERMISSION FROM THE AUTHOR.

DRAWN BY: J. THORSTENSON
CHECKED BY: M. VALENTINI
PROJECT No: 21005

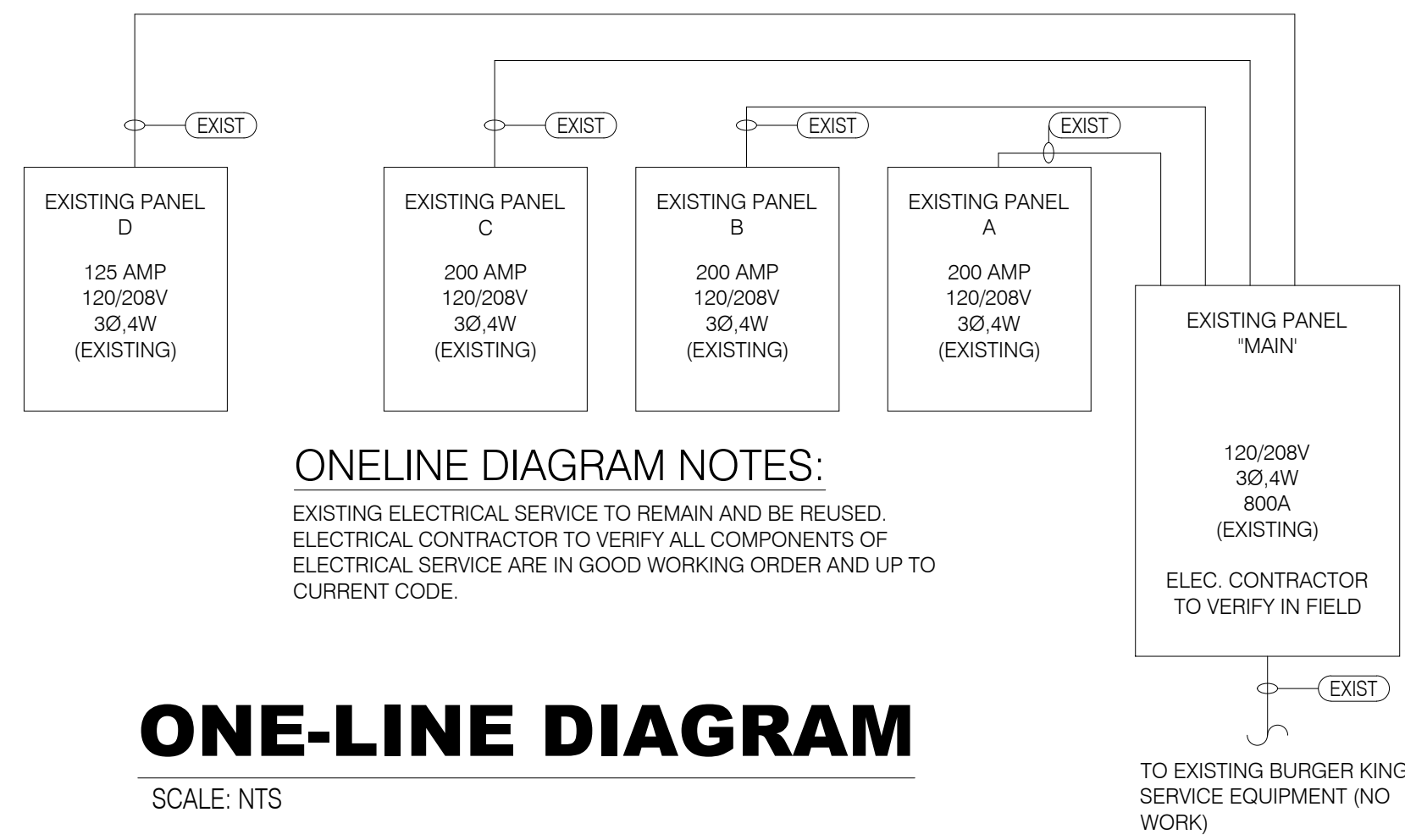
BURGER KING
STORE #551
1313 28TH ST. SW
WYOMING, MI 49509

PLUMBING PLANS

SHEET

P-1

ONE OF TWO



ONE-LINE DIAGRAM NOTES:
 EXISTING ELECTRICAL SERVICE TO REMAIN AND BE REUSED. ELECTRICAL CONTRACTOR TO VERIFY ALL COMPONENTS OF ELECTRICAL SERVICE ARE IN GOOD WORKING ORDER AND UP TO CURRENT CODE.

ONE-LINE DIAGRAM

SCALE: NTS

CONTRACTOR SHALL VERIFY CIRCUIT NUMBER FOR NEW ITEMS IS AN EXISTING SPARE. IF NOT, USE AVAILABLE SPARE IN PANEL INDICATED AND MAINTAIN PANEL PHASE BALANCE WITHIN 10%.

G.C. NOTE:
 G.C. TO INSURE ALL EXTERIOR FIXTURES ARE PROPERLY POWERED. G.C. TO TEST AND MAKE ALL FIXTURE CIRCUITS OPERATIONAL.

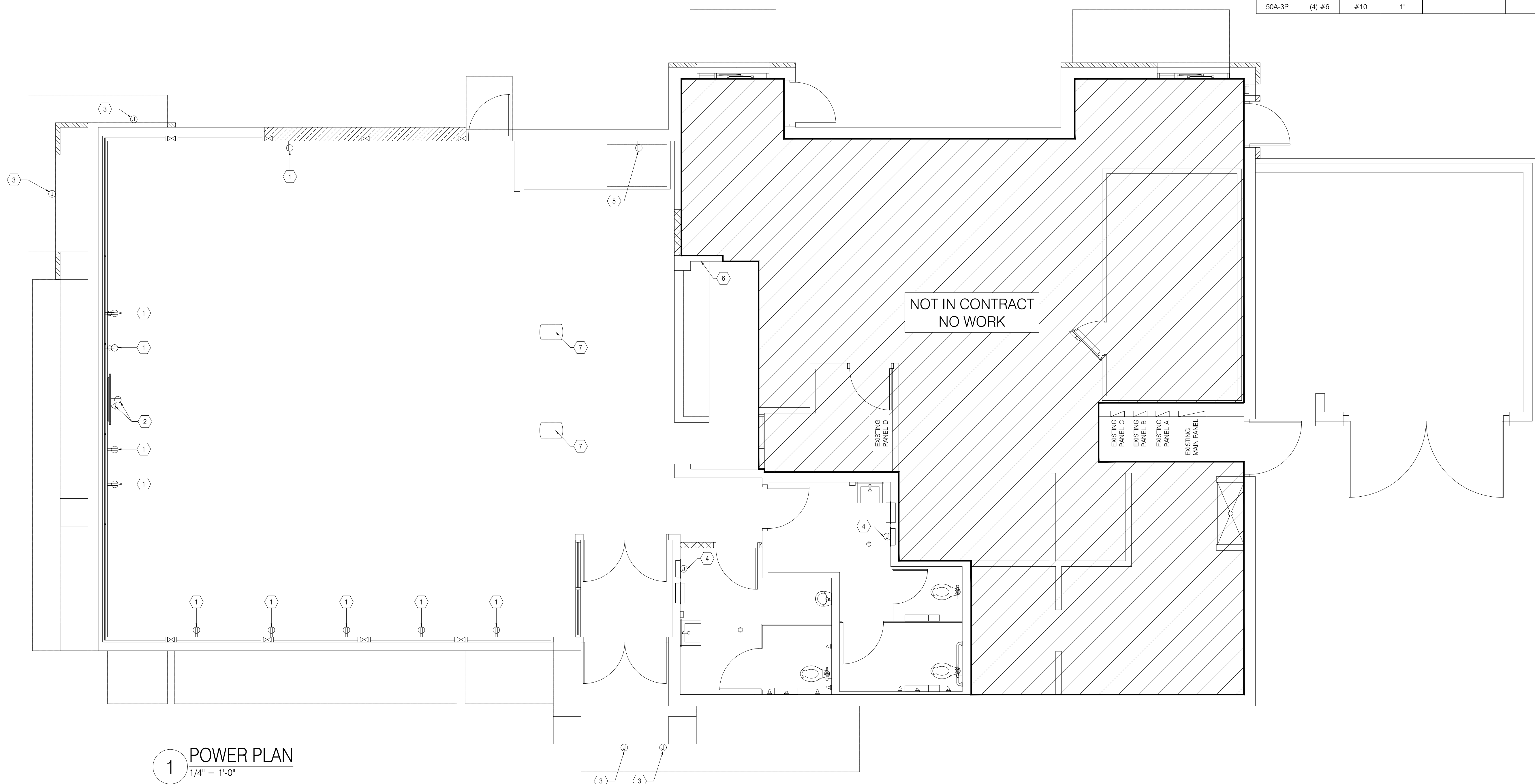
SYMBOL LEGEND

| DETAIL | DESCRIPTION |
|--------|--|
| ⊕ | DUPLEX 125V-20A STRAIGHT BLADE RECEPTACLE OUTLET - WALL MTD. (18" A.F.F. - U.O.N.) |
| ⚡ | 208 V RECEPTACLE OUTLET |
| ▽ | CABLE TV OUTLET - WALL MTD. (FIELD VERIFY MOUNTING HEIGHT) |
| U.O.N. | UNLESS OTHERWISE NOTED |

- KEYED NOTES:**
- FURNISH & INSTALL RECEPTACLE 18" A.F.F. U.O.N. FIELD VERIFY REQUIREMENTS AND LOCATION WITH OWNER PRIOR TO ROUGH-IN. CIRCUIT TO EXISTING PANEL.
 - E.C. TO PROVIDE ROUGH-IN AND FINAL CONNECTION FOR NEW TV. FIELD VERIFY REQUIREMENTS AND LOCATION WITH OWNER PRIOR TO ROUGH-IN. FIELD VERIFY ALL REQUIREMENTS. TV PROVIDED & INSTALLED BY OWNER. CIRCUIT TO EXISTING PANEL.
 - E.C. TO PROVIDE ROUGH-IN AND FINAL CONNECTION TO NEW BUILDING SIGN. CONNECT TO EXISTING SIGN CIRCUIT AND EXISTING TIMECLOCK/PHOTOCELL. FIELD VERIFY REQUIREMENTS AND LOCATION. SEE DEMOLITION PLANS FOR ADDITIONAL INFORMATION. COORDINATE WITH SIGN VENDOR. SIGNS ARE OWNER PROVIDED, OWNER INSTALLED.
 - PROVIDE ROUGH-IN AND FINAL CONNECTION TO HAND DRYER. VERIFY ALL REQUIREMENTS WITH MANUFACTURER PRIOR TO COMMENCING WORK. CIRCUIT TO EXISTING PANEL.
 - SODA DISPENSER TO BE INSTALLED ON THE SELF-SERVE DRINK COUNTER. G.C. TO INSURE POWER IS RUN TO MACHINE. VERIFY EXACT LOCATION OF MACHINE AND OUTLET WITH OWNER. CIRCUIT TO EXISTING PANEL.
 - 2" CONDUIT TO RUN LOW VOLTAGE CABLING UNDER FRONT COUNTER. LOW VOLTAGE OPENING TO BE 4" BELOW THE BOTTOM OF COUNTER TOP.
 - COORDINATE WITH OWNER TO DETERMINE LOCATION OF ELECTRICAL TO BE PROVIDED FOR POSSIBLE FUTURE KIOSKS. OWNER TO DETERMINE IF FUTURE POWER WILL BE PROVIDED.

WIRE SIZING SCHEDULE

| BREAKER | WIRE SIZE | GROUND | CONDUIT | BREAKER | WIRE SIZE | GROUND | CONDUIT |
|---------|-----------|--------|---------|---------|-----------|--------|---------|
| 20A-1P | (2) #12 | #12 | 3/4" | 60A-2P | (3) #4 | #10 | 1" |
| 20A-2P | (3) #12 | #12 | 3/4" | 60A-3P | (4) #4 | #10 | 1-1/4" |
| 20A-3P | (4) #12 | #12 | 3/4" | 70A-3P | (4) #4 | #8 | 1-1/4" |
| 30A-1P | (2) #10 | #10 | 3/4" | 80A-3P | (4) #3 | #8 | 1-1/4" |
| 30A-2P | (3) #10 | #10 | 3/4" | 90A-3P | (4) #2 | #8 | 1-1/4" |
| 30A-3P | (4) #10 | #10 | 3/4" | 100A-3P | (4) #2 | #8 | 1-1/4" |
| 40A-2P | (3) #8 | #10 | 3/4" | 125A-3P | (4) #1 | #6 | 1-1/2" |
| 40A-3P | (4) #8 | #10 | 1" | 150A-3P | (4) #1/0 | #6 | 2" |
| 50A-2P | (3) #6 | #10 | 1" | 200A-3P | (4) #3/0 | #6 | 2" |
| 50A-3P | (4) #6 | #10 | 1" | | | | |



1 POWER PLAN
 1/4" = 1'-0"

BURGER KING



ISSUE DATES / REVISIONS

| NO. | DESCRIPTION | DATE |
|-----|------------------|-----------|
| - | PERMIT / BID SET | 4.14.2021 |

© MRV ARCHITECTS, INC. 2018
 THESE DOCUMENTS ARE THE PROPERTY OF MRV ARCHITECTS, INC. & MAY NOT BE REPRODUCED, COPIED OR REPRODUCED WITHOUT WRITTEN PERMISSION FROM THE AUTHOR.

DRAWN BY: J. THORSTENSON
 CHECKED BY: M. VALENTINI
 PROJECT NO: 21005

BURGER KING
 STORE #551
 1313 28TH ST. SW
 WYOMING, MI 49509

ELECTRICAL POWER PLAN

SHEET

E-1

ONE OF TWO

