

INTERIOR DECOR NOTE

- INTERIOR FINISHES, SEATING LOCATIONS, TV LOCATIONS AND SPECIFICATIONS TO BE PROVIDED BY DECOR VENDOR.
- GENERAL CONTRACTOR TO PROVIDE NECESSARY POWER AND CABLE FOR WIFI AND FLAT SCREEN TV LOCATIONS.
- GC TO PROVIDE GENERAL OUTLETS IN DINNING ROOM. SEE DECOR DRAWINGS FOR LOCATIONS.

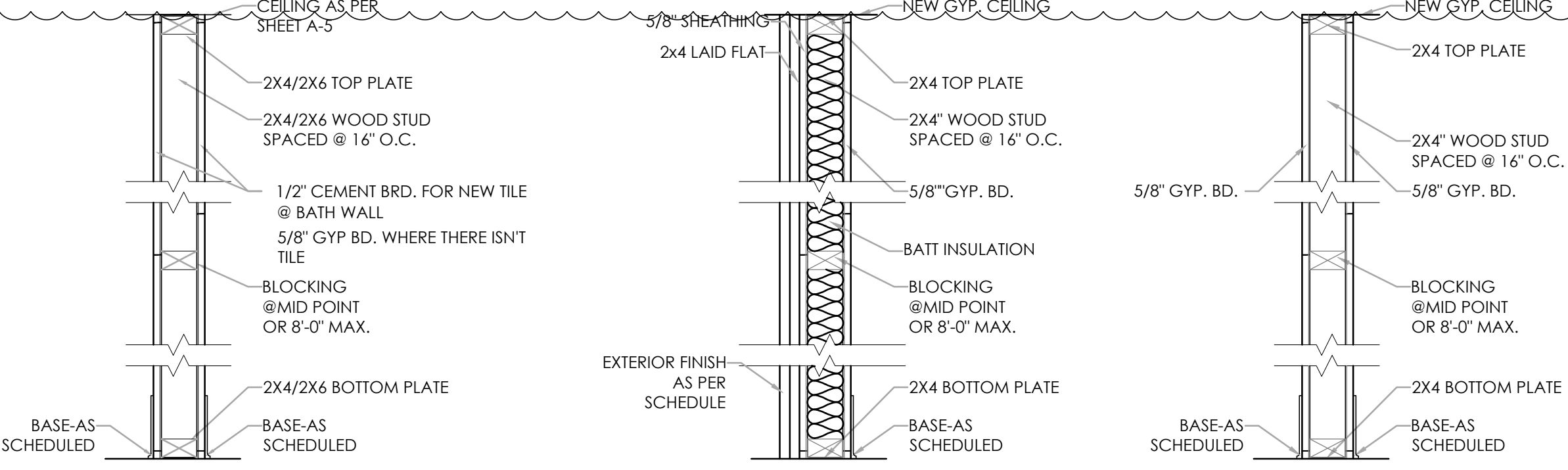
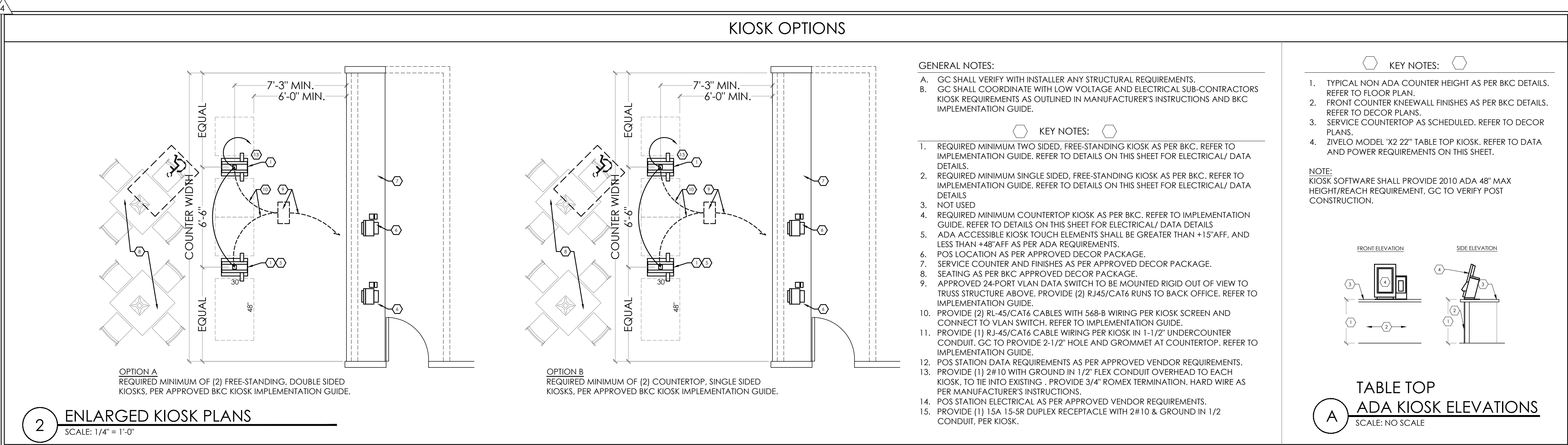
LEGEND

- EXISTING WALL TO REMAIN
- NEW WALL
- NEW KNEE WALL

SCOPE OF WORK PROPOSED

- ENTRY LOCATIONS/BUILDING EXTERIOR
 - REPLACE ENTRY DOOR, DOOR FRAME, HARDWARE, & CLOSURE TO MEET ADA DOOR REQUIREMENTS. SEE SHEET A-1.1
 - A101 REFINISH ENTRY VESTIBULE TO MATCH DINING RM. FINISHES PER 2020 DECOR PACKAGE.
 - A102 REPLACE AND PAINT REAR DELIVERY DOOR FRAME.
 - A103 REPLACE D/T WINDOW WITH NEW TO SPEC. GC TO PROVIDE ELECT AS NEEDED. SEE SHEET A-1.1.
 - A104 REPLACE ENTRY WINDOW TO ACCOMMODATE NEW TOWER ELEMENT. SEE SHEET A-1.1.
 - A105 REPLACE ENTRY DOOR WITH NEW WINDOW.
- SERVICE AREA
 - A200 INSTALL NEW SERVICE COUNTER.
 - A201 INSTALL NEW FRONT COUNTER KNEE WALL.
 - A202 INSTALL NEW FINISHES AS PER 2020 GARDEN GRILL DECOR.
 - A203 REPLACE SERVICE AREA WALL COVERING.
 - A204 REPLACE SERVICE AREA CHAIR RAIL.
 - A205 VERIFY WIFI CONNECTION IS WORKING. INSTALL AS PER DECOR DRAWINGS IF NEEDED.
 - A206 ADD NEW SOFFIT ABOVE SERVICE COUNTER AS PER 2020 DECOR. REFER TO SHEET A-5.
 - A207 REPLACE AND RELOCATE EXISTING THERMOSTAT.
 - A208 INSTALL FULL HEIGHT WALL AND NEW ENTRY DOOR. REFER TO SHEET A-1.1 FOR DETAILS.
 - A209 INSTALL KIOSKS PER MANUFACTURE REQUIRMENTS. OWNER TO APPROVE OPTION FOR FREESTANDING OR COUNTER OPTION. G.C. TO PROVIDE POWER AND DATA.
- DINING ROOM
 - A300 INSTALL FULL 20/20 GARDEN GRILL DECOR PACKAGE.
 - A301 INSTALL NEW TABLE TOPS, BOOTHS & CHAIRS AS PER DECOR.
 - A302 INSTALL NEW CHAIR RAILS, WINDOW SILLS & WAINSCOTING.
 - A303 INSTALL NEW TRASH RECEPTACLES & CHAIR RAILS AS PER DECOR.
 - A304 PATCH AND REPAIR WALLS, APPLY TEXTURED FINISH & PAINT.
 - A305 G.C. TO TINT WINDOWS ON OUTSIDE AND BUILD FULL HEIGHT WALL ON INSIDE.
 - A306 INSTALL NEW DRINK STATION GRAPHICS, AND INTERIOR SIGNAGE.
 - A307 INSTALL NEW FLOOR TILE AND BASE AS PER 2020 SPEC.
 - A308 INSTALL NEW POWER OUTLETS AT SEATING WITHOUT EXPOSED RACEWAYS.
 - A309 INSTALL NEW THERMOSTATS IN EXISTING LOCATIONS.
 - A310 INSTALL FLAT SCREEN TELEVISION REFER TO INTERIOR DECOR PACKAGE. G.C. TO PROVIDE OUTLET AND CABLE.
- RESTROOM
 - A400 REPLACE HIGH CHAIRS, FREESTANDING CHAIRS.
 - A401 TINT WINDOWS ON OUTSIDE AND BUILD FULL HEIGHT WALL ON INSIDE. REFER TO SHEETS A-3/A-4 FOR DEMO/PROPOSED RESTROOM PLAN & ELEVATIONS.
 - A401 REFINISH RESTROOM CORRIDOR TO MATCH 20/20 DECOR PACKAGE.
 - A402 FRAME OUT RESTROOM WALL AS PER LAYOUT.
 - A403 REPLACE OR RELAMINATE RESTROOM DOORS.
- BACK OF HOUSE
 - A500 REPAIR FLOOR TILE & BASE THROUGHOUT BOH; REPLACE MISSING, BROKEN, LOOSE & MISMATCHED TILES AS NECESSARY TO MATCH EXST.
 - A501 EXISTING FLOOR AND BASE TO BE CLEANED, GROUTED THROUGH OUT.
 - A502 REPLACE ANY DAMAGED FRP THROUGH OUT TO MATCH EXISTING BOH WALL FINISH.
 - A503 REARRANGE EQUIPMENT AT DRIVE-THRU TO ACCOMMODATE NEW DOOR.
 - A504 REPLACE OFFICE DOOR AND PAINT FRAME. REFER TO SHEET A-1.1 FOR DETAILS.
 - A505 REPLACE TABLETOP OF DESK/COUNTER IN OFFICE.
 - A506 PAINT ELECTRICAL PANEL COVERS TO MATCH EXISTING BOH WALL FINISHES.
 - A507 INSTALL/REPLACE STAINLESS STEEL CORNER GUARDS. VERIFY WITH OWNER FOR LOCATIONS.
 - A508 REPLACE MOP SINK WITH NEW.
 - A509 REPAIR AND CLEAN "P" TRAPS.

1 PROPOSED FLOOR PLAN
SCALE: 3/16" = 1'-0"



TAG KEY

| ELEVATION TAG | SECTION TAG | SCOPE TAGS | WALL TAG | DOOR TAG | WINDOW TAG |
|---------------|-------------|------------|----------|-----------------|-----------------|
| | | | | | |
| SEE SHEET A-2 | | A# | | SEE SHEET A-1.1 | SEE SHEET A-1.1 |

WALL TYPE SCHEDULE

| TAG | DESCRIPTION | HEIGHT** | WIDTH*** | WALLBOARD REQUIREMENTS |
|-----|--------------------------------|----------|-------------|---|
| A | WOOD STUD FILL IN EXT. WALL | FILL | MATCH EXST. | 1/2" CEMENT BOARD WHERE TILES INSTALLED OR 5/8" GYP. TO FULL HEIGHT OF WALL |
| B | WOOD STUD EXT. WALL 2X4 | FULL | MATCH EXST. | MATCH EXT. FINISH ON A-2 |
| C | WOOD STUD FULL HEIGHT WALL 2X4 | FULL | MATCH EXST. | MATCH EXT. FINISH ON A-2 |
| D | | | | |

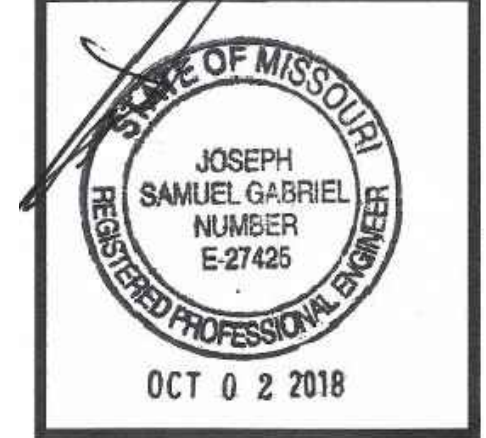


** HEIGHT OF ALL WALLS ARE MEASURED TO FINISHED HEIGHT OF WALL. BRACE STUDS ABOVE CEILINGS ARE REQUIRED TO PROVIDE RIGID WALLS THROUGHOUT.
*** WALL WIDTH INCLUDES DRYWALL (UNLESS NOTED OTHERWISE) AND DOES NOT INCLUDE TILE/FRP FINISHES.

NOTES

| NO. | DATE | BY | REVISIONS |
|-----|----------|-----|----------------------------|
| 1 | 08.30.24 | DB | FOR SUBMITTAL TO BKC |
| 2 | 08.30.24 | DB | REVISIONS SUBMITTAL TO BKC |
| 3 | 09.04.24 | BKC | SUBMITTAL TO CITY |
| 4 | 10.01.24 | BKC | REVISIONS TO CITY |
| 5 | 11.01.24 | BKC | REVISIONS TO CITY |

Drawn By: DB
Checked: SB
Scale: AS NOTED
Date: 08.01.18

ALL RIGHTS RESERVED. NO PART OF THESE DRAWINGS OR SPECIFICATIONS MAY BE COPIED, REPRODUCED OR USED IN CONNECTION WITH ANY WORK OTHER THAN THE SPECIFIC PROJECT FOR WHICH THEY HAVE BEEN PREPARED. WITHOUT PRIOR WRITTEN AUTHORIZATION FROM THE ARCHITECT.



PROJECT
BURGER KING # 123
1517 S. BELT HWY
ST. JOSEPH, MO 64507

SHEET TITLE
PROPOSED FLOOR PLAN

DO NOT SCALE THIS PRINT. USE FIGURED DIMENSIONS ONLY.

JOB #
TG-18531

SHEET
A-1