



CG3480 2016-STANDARD DESIGN REFRESH

OPTIONS INCLUDED IN SET

☐ = OPTIONS NOT INCLUDED IN SET ■ = OPTIONS INCLUDED IN SET

Table with columns: INTERIOR OPTIONS, EXTERIOR OPTIONS, and sub-columns for DESCRIPTION.

GENERAL NOTES

- 1. DISCREPANCIES BETWEEN THESE DOCUMENTS AND THE ACTUAL FIELD CONDITIONS SHALL BE BROUGHT TO THE ATTENTION OF THE ARCHITECT BEFORE PROCEEDING WITH WORK.
2. REVIEW DOCUMENTS AND VERIFY DIMENSIONS AND FIELD CONDITIONS AND CONFIRM THAT WORK IS CONSTRUCTIBLE AS SHOWN.
3. DO NOT SCALE DRAWINGS. WRITTEN DIMENSIONS GOVERN PARTITION LOCATIONS.
4. INTERIOR DIMENSIONS ARE TO THE FACE OF NEW STUD, UNLESS NOTED OTHERWISE.
5. COLUMN CENTER LINE (OR GRID LINES) ARE SHOWN FOR DIMENSIONING. VERIFY EXACT LOCATIONS IN FIELD.
6. MARK LOCATIONS OF PARTITIONS AND DOORS FOR REVIEW BY THE OWNER'S REPRESENTATIVE PRIOR TO INSTALLATION.
7. CONTRACTOR IS REQUIRED TO SCHEDULE A PRE-CONSTRUCTION MEETING WITH THE OWNER'S REPRESENTATIVE TO REVIEW SPECIFIC REQUIREMENTS.
8. WHEN CONTRACTOR ACCEPTS DELIVERY OF ALL ITEMS NOTED ON PLANS WHETHER IN CONTRACT OR NOT IN CONTRACT, HE SHALL BE RESPONSIBLE FOR LOSS AND/OR DAMAGE TO THESE ITEMS.
9. THE CONTRACTOR SHALL MAINTAIN, FOR THE ENTIRE DURATION OF THE WORK, ALL EXITS, EXIT/ EGRESS LIGHTING, FIRE PROTECTION DEVICES AND ALARMS IN CONFORMANCE WITH ALL APPLICABLE CODES AND ORDINANCES.
10. EXISTING WORK: WITH PRIOR APPROVAL OF THE OWNER'S REPRESENTATIVE AND RETURN OF PROPER CREDIT, EXISTING WORK WHICH FITS THE SCHEME MAY BE RE-USED.
11. DEMOLITION: REMOVE INTERIOR PARTITIONS, CASEWORK, STOREFRONTS, CEILING, FINISHED FLOORING AND OTHER ITEMS NOT USED IN NEW SCHEME.
12. SAW CUTTING AND CORING LOCATIONS SHALL BE REVIEWED IN FIELD AND COORDINATED WITH THE OWNER'S REPRESENTATIVE PRIOR TO CUTTING/CORING.
13. DURING ALL PHASES OF WORK, DO NOT DISTURB THE DELIVERIES AND FUNCTIONS OF ADJACENT AND NEIGHBORING TENANTS.
14. 'TYP.' MEANS THAT THE CONDITION IS REPRESENTATIVE FOR SIMILAR CONDITIONS THROUGHOUT, UNLESS OTHERWISE NOTED.
15. PROVIDE PORTABLE FIRE EXTINGUISHER(S) IN ACCORDANCE WITH NFPA 10, WITH U.L. LABEL AND A RATING OF NOT LESS THAN 2-A WITH 75 FT. TRAVEL DISTANCE TO ALL POSITIONS OF RESTAURANT OR AS DIRECTED BY THE FIRE DEPARTMENT FIELD INSPECTOR.
16. EXTERIOR BUILDING SIGNS SHALL BE SUBMITTED UNDER SEPARATE PERMIT APPLICATION FOR REVIEW AND APPROVAL AS REQUIRED BY LOCAL AUTHORITIES.
17. PRIOR TO COMMENCEMENT OF WORK, AS REQUIRED BY GOVERNING JURISDICTION, OBTAIN A COPY OF THE BUILDING CONSTRUCTION PERMIT FROM THE AUTHORITY HAVING JURISDICTION (AHJ) AND A COPY OF THE SET OF CONSTRUCTION DOCUMENTS SIGNED AND SEALED BY A LICENSED DESIGN PROFESSIONAL FOR ALL DISCIPLINES AS REQUIRED AND USED TO OBTAIN THE BUILDING PERMIT.

ABBREVIATIONS

Table of abbreviations for architectural elements like CENTERLINE, INSULATION, JOINT, etc.

CODE DATA AND SQUARE FOOTAGE

Table with columns: STORE TYPE, LOCATION, BUILDING LEVEL, APPLICABLE CODES, ENERGY, ACCESSIBILITY.

OCCUPANCY CLASSIFICATION

A-2 (RESTAURANT)

CONSTRUCTION TYPE

VB

BUILDING SUMMARY:

PROPOSED: 3,212 SQ.FT. EXISTING: 3,221 SQ.FT.

Table with columns: FLOOR, USE, SQUARE FOOTAGE, OCCUPANT LOAD FACTOR, NUMBER OF OCCUPANTS, NUMBER OF SEATS.

TOTAL NUMBER OF OCCUPANTS: 88

** BOOTH (FIXED SEATING CALCULATIONS BASED ON LENGTH OF BOOTHS: 1 PER 24" OF BOOTH LENGTH.

Table with columns: EGRESS CALCULATION, TOTAL OCCUPANTS, INCH PER OCCUPANT, EGRESS WIDTH REQUIRED, EGRESS WIDTH PROVIDED.

TOTAL EXITS REQUIRED: 2 TOTAL EXITS PROVIDED: 3

EGRESS WIDTH PROVIDED PER EXIT: 3'-0"

THE LOSS OF ONE REQUIRED MEANS OF EGRESS SHALL NOT REDUCE THE EGRESS CAPACITY TO LESS THAN 50% OF REQUIRED.

Table with columns: FIRE RESISTIVE REQUIREMENTS, EXTERIOR BEARING WALL, ROOF CONSTRUCTION, CEILING.

FIRE SPRINKLERS: NONE

MAX. TRAVEL DISTANCE: 200'-0"

RESTROOM REQUIREMENTS: WATER CLOSETS: 1 REQUIRED FOR MALE, 1 REQUIRED FOR FEMALE

LAVATORIES: 1 REQUIRED FOR MALE, 1 REQUIRED FOR FEMALE

URINALS: 1 REQUIRED

DRINKING FOUNTAINS: NOT REQUIRED

PUBLIC ACCESS: PROVIDED

UNISEX IS PERMITTED: N/A

SHEET INDEX

Table with columns: SHEET NUMBER, SHEET DESCRIPTION.

DESCRIPTIVE SUMMARY OF WORK

THE WORK INCLUDES ALL LABOR, MATERIALS, AND EQUIPMENT TO REPLACE EXISTING PRE-FABRICATED FASCIA AND INTERIOR FINISHES FOR A PROPOSED REFRESH OF AN EXISTING RESTAURANT FOR THE "OWNER".

SYMBOLS LEGEND

Table of symbols for grid lines, door marks, window marks, key notes, equipment notes, elevation references, section detail references, room names, and revision symbols.

VICINITY MAP

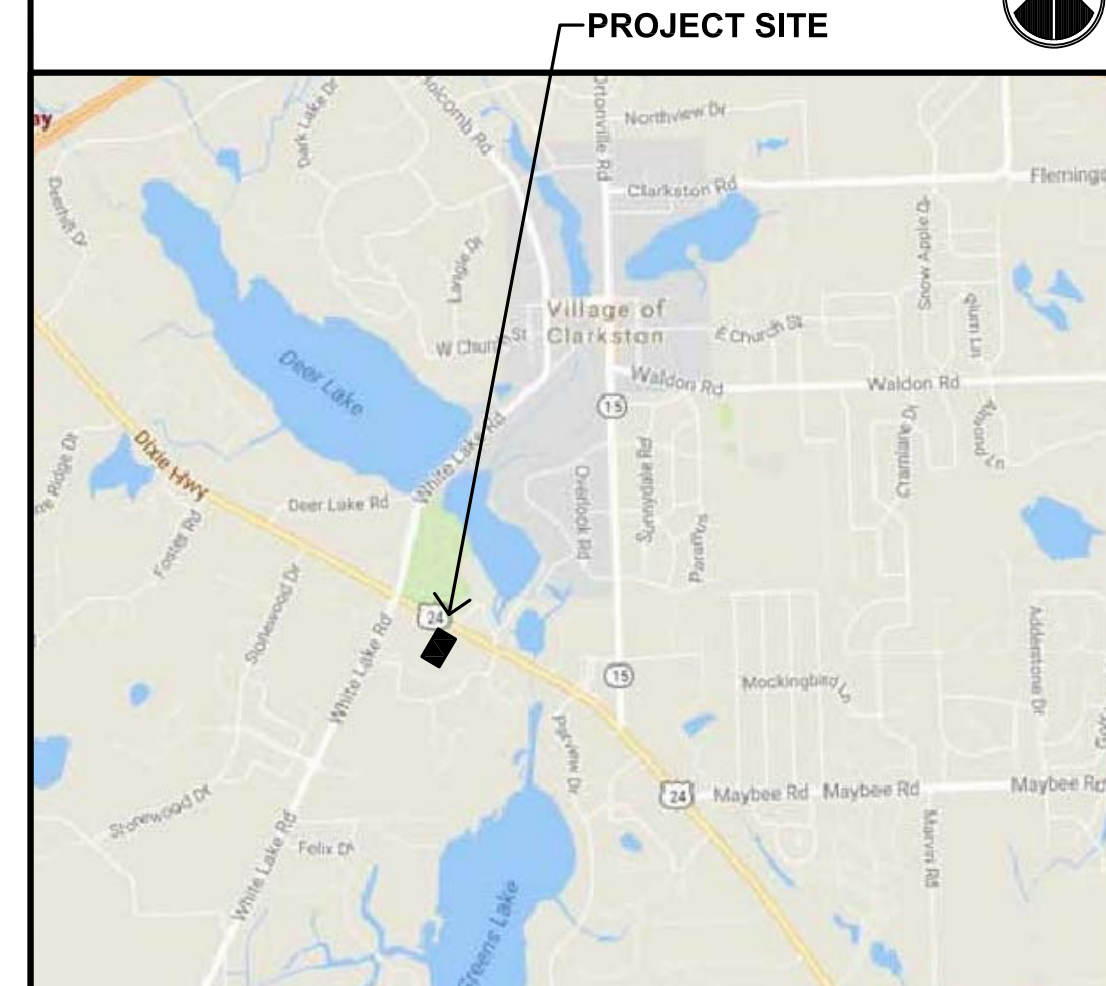


Table with columns: SITE NUMBER, BASE MODEL, ASSET TYPE, CLASSIFICATION, OWNER, BASE VERSION, UPGRADE CLASSIFICATION.

Table with columns: PROJECT YEAR, FURNITURE PACKAGE, DESIGN BULLETINS.

Wallin • Gomez Architects, Ltd.

711 South Dearborn Street Suite 606 Chicago, IL 60605

Tel: 312-427-4702 Fax: 312-427-6611 e-mail: admin@wgaltd.com



Table with columns: REV, DATE, DESCRIPTION.

Table with columns: PLOT DATE, PROJECT NUMBER, DRAWN BY, CHECKED BY.

NOTICE: THIS DOCUMENT CONTAINS PROPRIETARY INFORMATION. IT SHALL NOT BE USED OR REPRODUCED OR ITS CONTENTS DISCLOSED, IN WHOLE OR IN PART WITHOUT THE PRIOR WRITTEN CONSENT OF WALLIN / GOMEZ ARCHITECTS, LTD.

THESE DRAWINGS HAVE BEEN PREPARED AT AND/OR UNDER MY SUPERVISION AND TO THE BEST OF MY KNOWLEDGE AND BELIEF CONFORM AND COMPLY WITH THE REQUIREMENTS OF THE DEPARTMENT OF BUILDING AND CODES HAVING JURISDICTION.

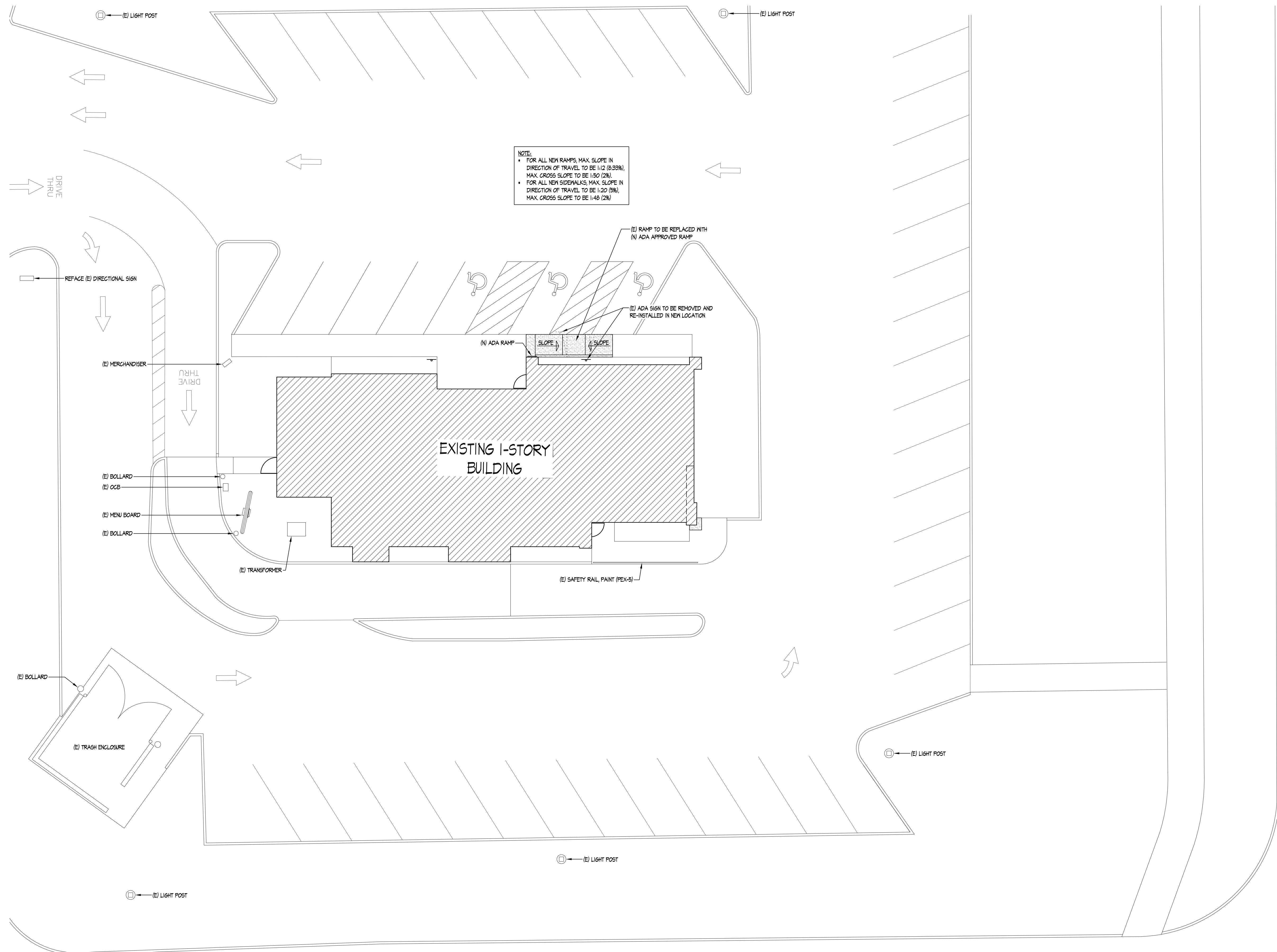
STATE OF MICHIGAN #1301043712 REGISTERED ARCHITECT DONALD J. WALLIN EXPIRATION DATE: October 31, 2017

SEAL

SHEET NAME COVER SHEET

SHEET NUMBER

G1.1



SITE NUMBER:	07443
BASE MODEL:	CG3480
ASSET TYPE:	FRANCHISEE
CLASSIFICATION:	REFRESH
OWNER:	STAMPEDE
BASE VERSION:	2016 FEB 10
UPGRADE CLASSIFICATION:	STANDARD BASE
PROJECT YEAR:	2017
FURNITURE PACKAGE:	2017
DESIGN BULLETINS:	

Wallin • Gomez Architects, Ltd.
 711 South Dearborn Street
 Suite 606
 Chicago, IL 60605
 Tel: 312-427-4702
 Fax: 312-427-6611
 e-mail: admin@wgald.com

Wendy's
 STORE #07443
 7149 DIXIE HIGHWAY
 CLARKSTON, MI 48346

REV.	DATE	DESCRIPTION
	07-28-17	ISSUED FOR REVIEW
	08-07-17	ISSUED FOR PERMIT

PLOT DATE: 8/7/2017
 PROJECT NUMBER: 17027
 DRAWN BY: BRC, BK
 CHECKED BY: DJW

NOTICE: THIS DOCUMENT CONTAINS PROPRIETARY INFORMATION. IT SHALL NOT BE USED OR REPRODUCED OR ITS CONTENTS DISCLOSED, IN WHOLE OR IN PART WITHOUT THE PRIOR WRITTEN CONSENT OF WALLIN / GOMEZ ARCHITECTS, LTD.

THESE DRAWINGS HAVE BEEN PREPARED AT AND / OR UNDER MY SUPERVISION AND TO THE BEST OF MY KNOWLEDGE AND BELIEF CONFORM AND COMPLY WITH THE REQUIREMENTS OF THE DEPARTMENT OF BUILDING AND CODES HAVING JURISDICTION.

STATE OF MICHIGAN
 #1301043712
 REGISTERED ARCHITECT
 DONALD J. WALLIN
 EXPIRATION DATE: October 31, 2017

SEAL

SHEET NAME
SITE PLAN

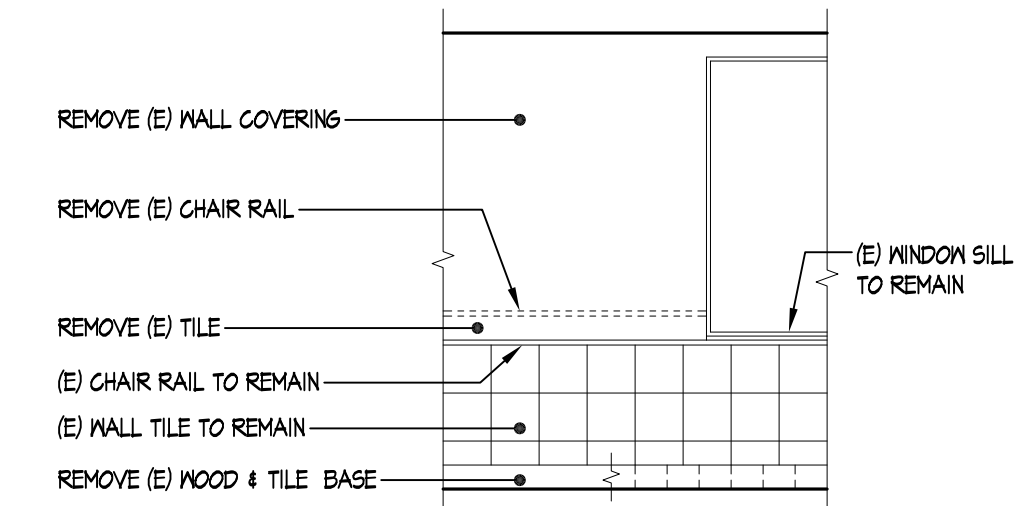
SHEET NUMBER
AS1.1

DEMOLITION GENERAL NOTES

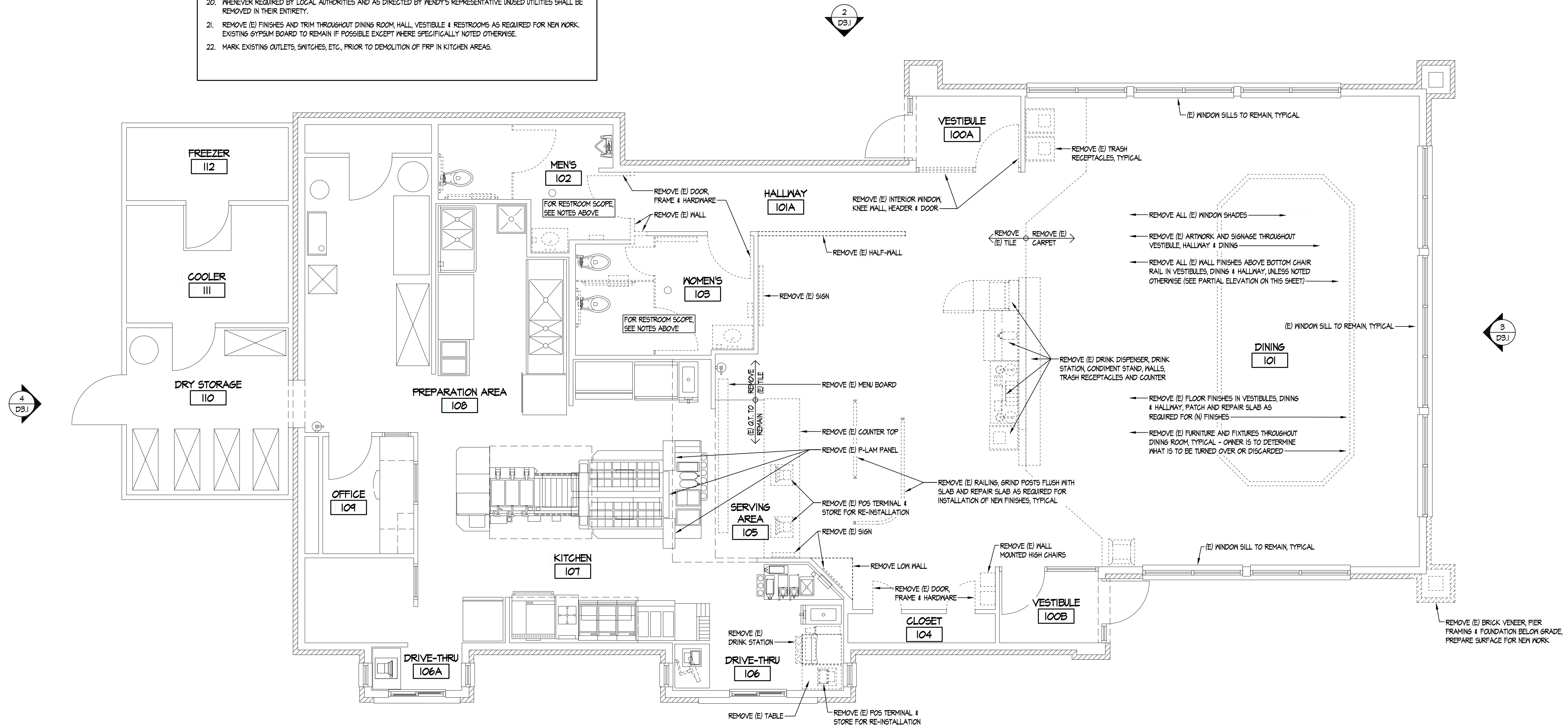
- THE GENERAL CONTRACTOR SHALL BE RESPONSIBLE FOR DEMOLITION WORK REQUIRED TO IMPLEMENT NEW WORK, AS SHOWN ON OTHER DRAWINGS. THIS PLAN INDICATES ONLY THE APPROXIMATE DEMOLITION REQUIRED FOR COMPLETION OF THIS REMODEL. EXISTING CONDITIONS NOT SHOWN OR NOTED SHALL REMAIN UNCHANGED UNLESS APPROVED BY THE ARCHITECT OR OWNER'S REPRESENTATIVE. EXISTING MATERIALS ADJACENT TO THE NEW CONSTRUCTION SHALL BE PATCHED, REPAIRED, AND FINISHED TO PROVIDE A SMOOTH, LEVEL, AND UNNOTICEABLE TRANSITION BETWEEN NEW AND EXISTING FINISHES.
- CONTRACTOR SHALL VERIFY FIELD CONDITIONS AND NOTIFY WENDY'S REPRESENTATIVE AND ARCHITECT OF DISCREPANCIES BEFORE PROCEEDING WITH WORK.
- PREVENT MOVEMENT OR SETTLEMENT OF STRUCTURE(S). PROVIDE AND PLACE BRACING OR SHORING TO ENSURE SAFETY AND SUPPORT OF STRUCTURE. G.C. TO ASSUME LIABILITY FOR SUCH MOVEMENT, DAMAGE, OR INJURY.
- CEASE OPERATIONS AND NOTIFY THE WENDY'S REPRESENTATIVE IMMEDIATELY IF SAFETY OF STRUCTURE APPEARS TO BE COMPROMISED. TAKE PRECAUTIONS TO PROPERLY SUPPORT STRUCTURE. DO NOT RESUME OPERATIONS UNTIL SAFETY IS RESTORED.
- PROVIDE, ERECT, AND MAINTAIN BARRICADES, LIGHTING, AND GUARD RAILS AS REQUIRED BY APPLICABLE CODES TO PROTECT OCCUPANTS OF BUILDING, WORKERS, AND PEDESTRIANS.
- BEFORE DISCONNECTING, REMOVING, AND CAPPING UTILITY SERVICES WITHIN AREAS OF DEMOLITION, NOTIFY THE LOCAL UTILITY COMPANY AND WENDY'S REPRESENTATIVE IN ADVANCE AND OBTAIN APPROVAL BEFORE STARTING THE WORK.
- HVAC SUBCONTRACTOR TO INSPECT EXISTING CONDITIONS PRIOR TO DEMOLITION, AND DETERMINE WHETHER COMPRESSOR REFRIGERANT LINES ARE PRESENT THAT MUST BE PROPERLY DRAINED (TO EPA STANDARDS) PRIOR TO DEMOLITION.
- PLACE MARKERS TO INDICATE LOCATION OF DISCONNECTED SERVICES. IDENTIFY SERVICE LINES AND CAPPING LOCATIONS ON PROJECT RECORD DOCUMENTS.
- EXCEPT WHERE NOTED OTHERWISE, MAINTAIN POSSESSION OF MATERIALS BEING DEMOLISHED. IMMEDIATELY REMOVE FROM SITE.
- DEMOLISH IN AN ORDERLY AND CAREFUL MANNER AS REQUIRED TO ACCOMMODATE NEW WORK, INCLUDING THAT REQUIRED FOR CONNECTION TO THE EXISTING BUILDING. PROTECT EXISTING FOUNDATIONS AND SUPPORTING STRUCTURAL MEMBERS.
- PERFORM DEMOLITION IN ACCORDANCE WITH APPLICABLE AUTHORITIES HAVING JURISDICTION.
- REPAIR DEMOLITION PERFORMED IN EXCESS OF THAT REQUIRED, AT NO COST TO OWNER.
- BURNING OF MATERIALS ON SITE IS NOT PERMITTED.
- REMOVE DEMOLISHED MATERIALS, TOOLS, AND EQUIPMENT FROM SITE UPON COMPLETION OF WORK. LEAVE SITE IN CONDITION ACCEPTABLE TO WENDY'S REPRESENTATIVE.
- WENDY'S VENDOR TO REMOVE F.F.E. PRIOR TO G.C.'S DEMOLITION START. G.C. TO PROTECT AND SHRINK-WRAP REMAINING F.F.E. NOT AFFECTED BY REMODEL WORK FOR DURATION OF REMODEL. G.C. TO COORDINATE WITH WENDY'S REPRESENTATIVE.
- PRIOR TO BID SUBMISSION, THE G.C. SHALL MAKE A SITE VISIT TO REVIEW THE DEMOLITION REQUIREMENTS INCLUDING, BUT NOT LIMITED TO SITE WORK, EXTERIOR & INTERIOR OF THE EXISTING STRUCTURE. REVIEW M.E.P. DRAWINGS FOR DEMOLITION REQUIREMENTS / UTILITY RELOCATIONS. COORDINATE DEMOLITION WITH WENDY'S REPRESENTATIVE.
- REMOVE EXISTING FLOOR & WALL FINISHES AS NOTED AND AS REQUIRED FOR NEW FINISHES. CLEAN, PREP, AND REPAIR SUBSTRATES TO SPECIFICATION REQUIREMENTS OF NEW SCHEDULE FINISHES.
- DISCONNECT AND/OR REMOVE UNUSED / ABANDONED ELECTRICAL CIRCUITS FROM ELECTRICAL SOURCE PER CODE.
- CAP, DISCONNECT AND/OR REMOVE PLUMBING LINES NOTED FOR DEMOLITION ACCORDANCE WITH CODE.
- WHENEVER REQUIRED BY LOCAL AUTHORITIES AND AS DIRECTED BY WENDY'S REPRESENTATIVE UNUSED UTILITIES SHALL BE REMOVED IN THEIR ENTIRETY.
- REMOVE (E) FINISHES AND TRIM THROUGHOUT DINING ROOM, HALL, VESTIBULE & RESTROOMS AS REQUIRED FOR NEW WORK. EXISTING GYPSUM BOARD TO REMAIN IF POSSIBLE EXCEPT WHERE SPECIFICALLY NOTED OTHERWISE.
- MARK EXISTING OUTLETS, SWITCHES, ETC., PRIOR TO DEMOLITION OF FRP IN KITCHEN AREAS.

RESTROOM NOTES

- DISCONNECT & REMOVE EXISTING PLUMBING FIXTURES INCLUDING BUT NOT LIMITED TO WATER CLOSETS, URINALS, AND LAVATORIES AS REQUIRED FOR NEW WORK. STORE FOR RE-INSTALLATION & REPLACE (E) VANITIES.
- REMOVE EXISTING RESTROOM ACCESSORIES.
- REMOVE EXISTING FLOOR FINISHES & WALL ACCENT TILE AS NOTED THROUGHOUT THE RESTROOMS. CLEAN, PREP, & REPAIR SUBSTRATES TO SPECIFICATION REQUIREMENTS OF NEW SCHEDULE FINISHES. REPLACE SUBSTRATES AS REQUIRED, DO NOT ADD LAYERS OF SUBSTRATES.
- REMOVE EXISTING TOILET PARTITIONS, PARTIAL HEIGHT WALLS & ASSOCIATED HARDWARE.
- REMOVE & REPLACE DAMAGED SUBSTRATES AS REQUIRED AND IN ACCORDANCE WITH REQUIREMENTS OF NEW SCHEDULE FINISHES. NOTIFY PROJECT ARCHITECT & WENDY'S REPRESENTATIVE OF ANY HAZARDOUS CONTAINING MATERIALS ENCOUNTERED DURING DEMOLITION THAT MAY NEED TESTING OR REMEDIATION.



(E) PARTIAL INTERIOR
2 ELEVATION @ DINING ROOM
 SCALE: 1/4"=1'-0"



SITE NUMBER:	07443
BASE MODEL:	CG3480
ASSET TYPE:	FRANCHISEE
CLASSIFICATION:	REFRESH
OWNER:	STAMPEDE
BASE VERSION:	2016 FEB 10
UPGRADE CLASSIFICATION:	STANDARD BASE
PROJECT YEAR:	2017
FURNITURE PACKAGE:	2017
DESIGN BULLETINS:	

Wallin • Gomez Architects, Ltd.
 711 South Dearborn Street
 Suite 606
 Chicago, IL 60605
 Tel: 312-427-4702
 Fax: 312-427-6611
 e-mail: admin@wgalt.com

Wendy's
 STORE #07443
 7149 DIXIE HIGHWAY
 CLARKSTON, MI 48346

REV.	DATE	DESCRIPTION
07-28-17		ISSUED FOR REVIEW
08-07-17		ISSUED FOR PERMIT

PLOT DATE: 8/7/2017
 PROJECT NUMBER: 17027
 DRAWN BY: BRC, BK
 CHECKED BY: DJW

NOTICE: THIS DOCUMENT CONTAINS PROPRIETARY INFORMATION. IT SHALL NOT BE USED OR REPRODUCED OR ITS CONTENTS DISCLOSED, IN WHOLE OR IN PART WITHOUT THE PRIOR WRITTEN CONSENT OF WALLIN / GOMEZ ARCHITECTS, LTD.

THESE DRAWINGS HAVE BEEN PREPARED AT AND / OR UNDER MY SUPERVISION AND TO THE BEST OF MY KNOWLEDGE AND BELIEF CONFORM AND COMPLY WITH THE REQUIREMENTS OF THE DEPARTMENT OF BUILDING AND CODES HAVING JURISDICTION.

STATE OF MICHIGAN
 #1301043712
 REGISTERED ARCHITECT
 DONALD J. WALLIN
 EXPIRATION DATE: October 31, 2017

SEAL

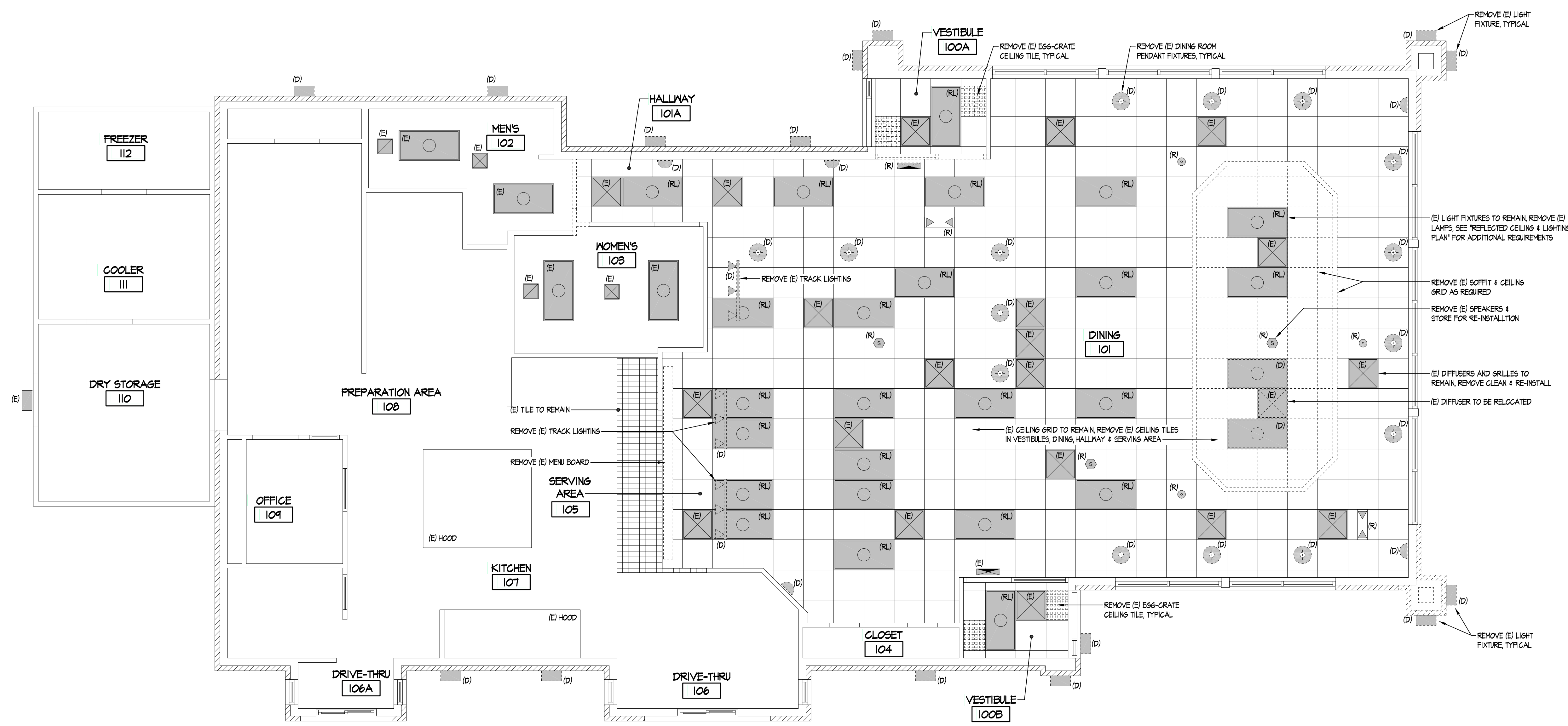
SHEET NAME
DEMOLITION FLOOR PLAN

SHEET NUMBER
D1.1

REFLECTED CEILING PLAN LEGEND

	FLUORESCENT LIGHT FIXTURE		HANGING LIGHT FIXTURE
	FLUORESCENT LIGHT FIXTURE		RECESSED CAN LIGHT FIXTURE
	SUPPLY AIR DIFFUSER		WALL MOUNTED LIGHT FIXTURE
	RETURN AIR GRILLE		SOFFIT MOUNTED LIGHT FIXTURE
	EXHAUST FAN GRILLE		TRACK LIGHTING
			CEILING MOUNTED EMERGENCY FLOOD LIGHT / EXIT SIGN
			CEILING MOUNTED EMERGENCY FLOOD LIGHT
			WALL MOUNTED EMERGENCY FLOOD LIGHT
			REMOTE EMERGENCY FLOOD LIGHT
			CEILING MOUNTED EXIT SIGN
			CEILING SPEAKER
			WALL LIGHT

(E)* = INDICATES EXISTING CEILING/WALL MOUNTED ITEMS TO REMAIN
 (D)* = INDICATES EXISTING CEILING MOUNTED ITEMS TO BE DEMOLISHED
 (R)* = INDICATES EXISTING CEILING MOUNTED ITEMS TO BE REMOVED, CLEANED & RE-INSTALLED OR RELOCATED
 (RL)* = INDICATES EXISTING FIXTURE TO REMAIN AND EXISTING LAMPS TO BE REMOVED, SEE 'REFLECTED CEILING & LIGHTING PLAN' FOR ADDITIONAL REQUIREMENTS



SITE NUMBER:	07443
BASE MODEL:	CG3480
ASSET TYPE:	FRANCHISEE
CLASSIFICATION:	REFRESH
OWNER:	STAMPEDE
BASE VERSION:	2016 FEB 10
UPGRADE CLASSIFICATION:	STANDARD BASE
PROJECT YEAR:	2017
FURNITURE PACKAGE:	2017
DESIGN BULLETINS:	

Wallin • Gomez Architects, Ltd.
 711 South Dearborn Street
 Suite 606
 Chicago, IL 60605
 Tel: 312-427-4702
 Fax: 312-427-6611
 e-mail: admin@wgald.com

Wendy's
 STORE #07443
 7149 DIXIE HIGHWAY
 CLARKSTON, MI 48346

REV.	DATE	DESCRIPTION
	07-28-17	ISSUED FOR REVIEW
	08-07-17	ISSUED FOR PERMIT

PLOT DATE: 8/7/2017
 PROJECT NUMBER: 17027
 DRAWN BY: BRC, BK
 CHECKED BY: DJW

NOTICE: THIS DOCUMENT CONTAINS PROPRIETARY INFORMATION. IT SHALL NOT BE USED OR REPRODUCED OR ITS CONTENTS DISCLOSED, IN WHOLE OR IN PART WITHOUT THE PRIOR WRITTEN CONSENT OF WALLIN / GOMEZ ARCHITECTS, LTD.

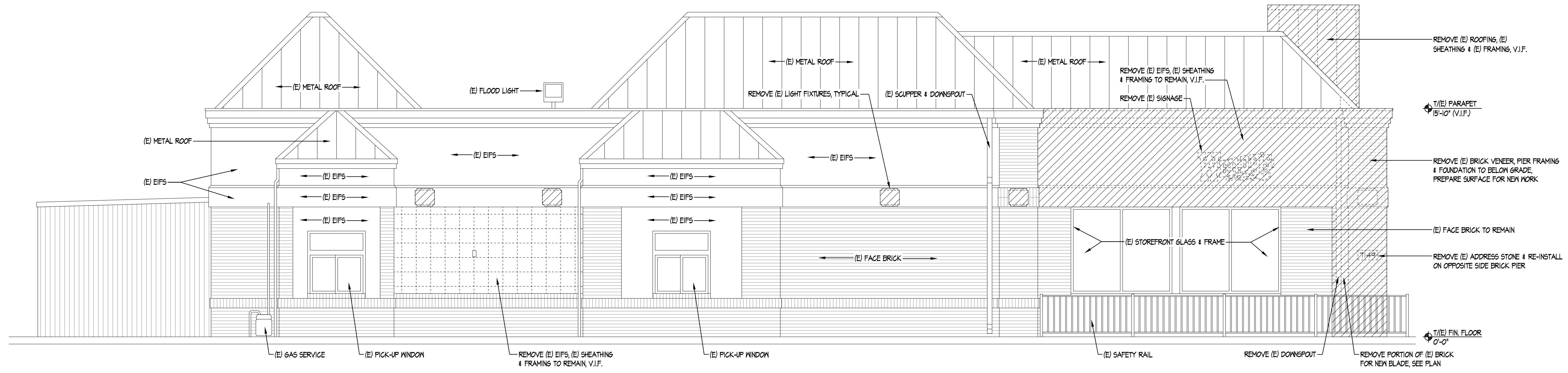
THESE DRAWINGS HAVE BEEN PREPARED AT AND / OR UNDER MY SUPERVISION AND TO THE BEST OF MY KNOWLEDGE AND BELIEF CONFORM AND COMPLY WITH THE REQUIREMENTS OF THE DEPARTMENT OF BUILDING AND CODES HAVING JURISDICTION.

STATE OF MICHIGAN
 #1301043712
 REGISTERED ARCHITECT
 DONALD J. WALLIN
 EXPIRATION DATE: October 31, 2017

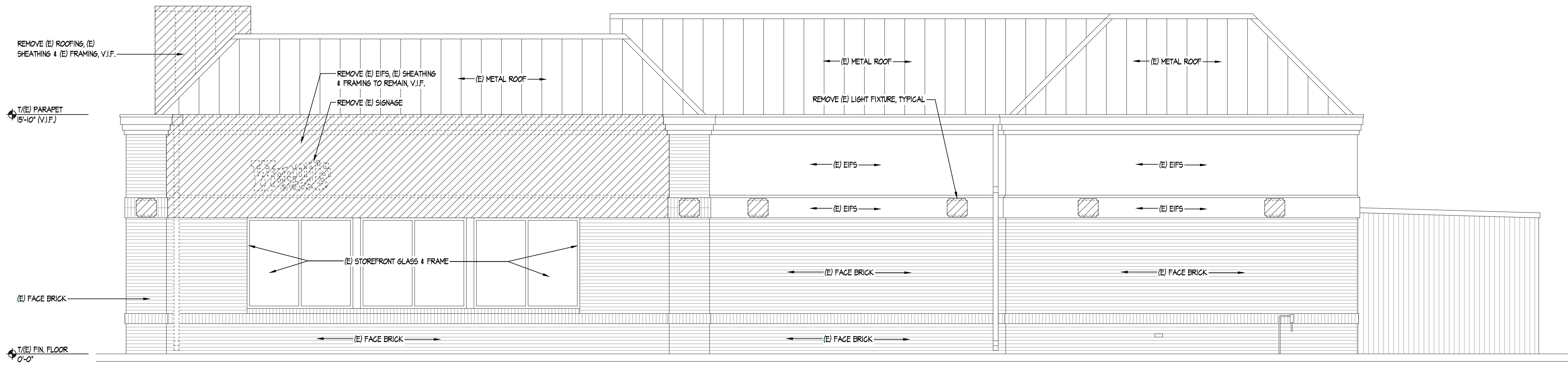
SEAL

SHEET NAME
DEMOLITION CEILING PLAN

SHEET NUMBER
D2.1



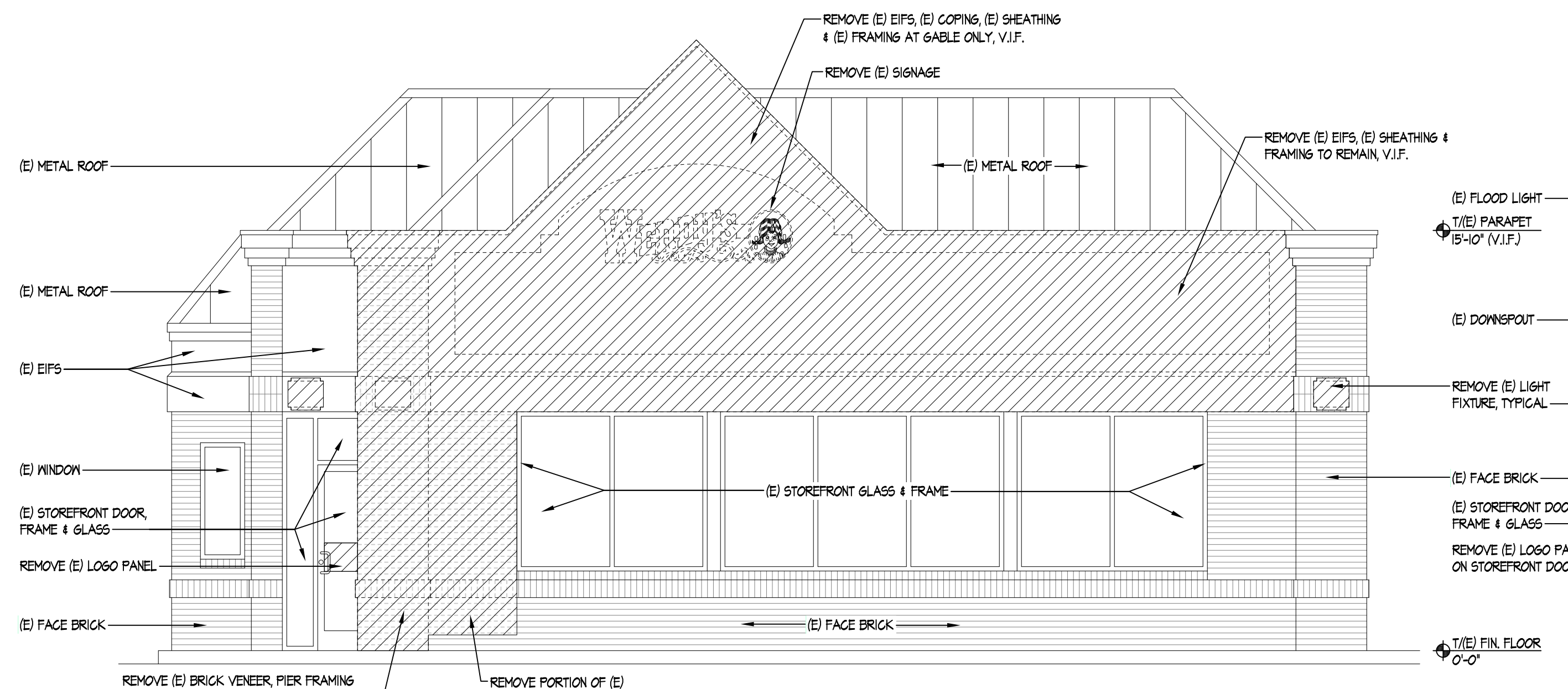
1 EAST ELEVATION
SCALE: 1/4"=1'-0"



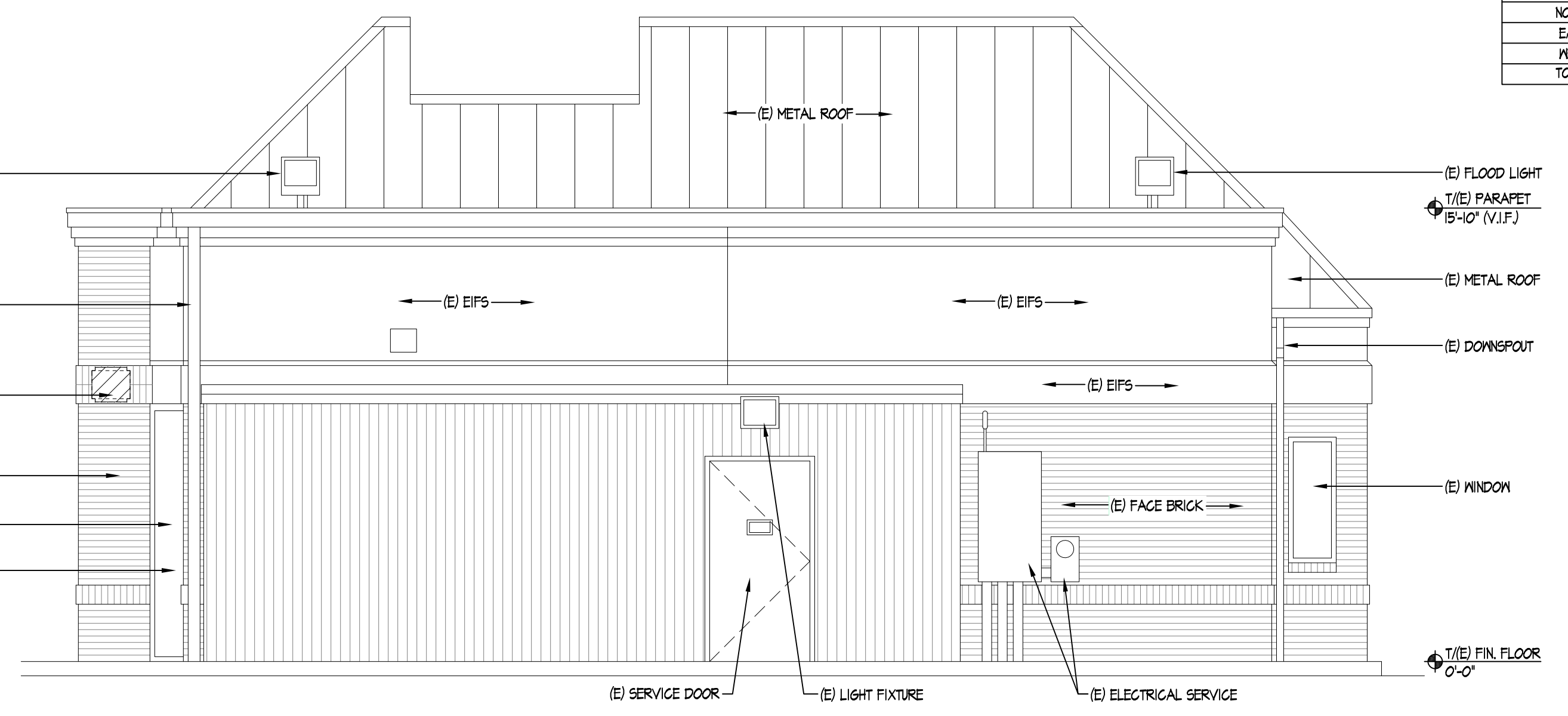
2 WEST ELEVATION
SCALE: 1/4"=1'-0"

HATCH DENOTES AREA OF DEMOLITION WORK - SEE NOTES FOR EXTENT, SEE ADDITIONAL INFORMATION ON DJI
COORDINATE DEMOLITION WORK WITH FINISHED PLANS, ELEVATIONS, AND WALL SECTIONS

EXIST. SIGN CALC'S	
NORTH	145 SF
EAST	105 SF
WEST	105 SF
TOTAL	355 SF



3 NORTH ELEVATION
SCALE: 1/4"=1'-0"



4 SOUTH ELEVATION
SCALE: 1/4"=1'-0"

SITE NUMBER:	07443
BASE MODEL:	CG3480
ASSET TYPE:	FRANCHISEE
CLASSIFICATION:	REFRESH
OWNER:	STAMPEDE
BASE VERSION:	2016 FEB 10
UPGRADE CLASSIFICATION:	STANDARD BASE
PROJECT YEAR:	2017
FURNITURE PACKAGE:	2017
DESIGN BULLETINS:	

Wallin • Gomez Architects, Ltd.
711 South Dearborn Street
Suite 606
Chicago, IL 60605
Tel: 312-427-4702
Fax: 312-427-6611
e-mail: admin@wgald.com

Wendy's
STORE #07443
7149 DIXIE HIGHWAY
CLARKSTON, MI 48346

REV.	DATE	DESCRIPTION
	07-28-17	ISSUED FOR REVIEW
	08-07-17	ISSUED FOR PERMIT

PLOT DATE: 8/7/2017
PROJECT NUMBER: 17027
DRAWN BY: BRC, BK
CHECKED BY: DJW

NOTICE: THIS DOCUMENT CONTAINS PROPRIETARY INFORMATION. IT SHALL NOT BE USED OR REPRODUCED OR ITS CONTENTS DISCLOSED, IN WHOLE OR IN PART WITHOUT THE PRIOR WRITTEN CONSENT OF WALLIN / GOMEZ ARCHITECTS, LTD.

THESE DRAWINGS HAVE BEEN PREPARED AT AND/OR UNDER MY SUPERVISION AND TO THE BEST OF MY KNOWLEDGE AND BELIEF CONFORM AND COMPLY WITH THE REQUIREMENTS OF THE DEPARTMENT OF BUILDING AND CODES HAVING JURISDICTION.

STATE OF MICHIGAN
#1301043712
REGISTERED ARCHITECT
DONALD J. WALLIN
EXPIRATION DATE: October 31, 2017

SEAL

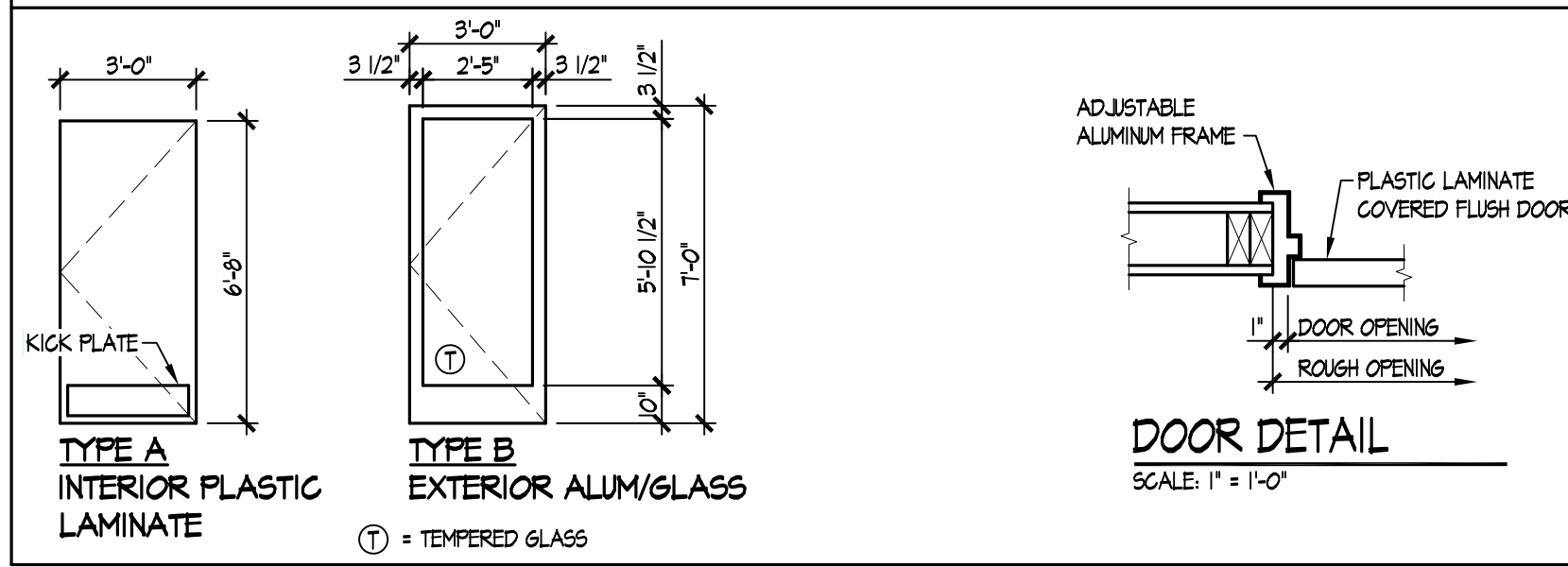
SHEET NAME
DEMOLITION ELEVATIONS

SHEET NUMBER
D3.1

DOOR SCHEDULE & NOTES

DOOR MARK	ROOM	DOOR							REMARKS	
		WIDTH	HEIGHT	THICK.	HARDWARE GROUP	TYPE	MATL.	FRAME		
1	WOMEN'S	3'-0"	6'-8"	1 3/4"	SET 01	A	PL.	ALUM.	---	NOTE: 1, 2, 3, 5
2	MEN'S	3'-0"	6'-8"	1 3/4"	SET 01	A	PL.	ALUM.	---	NOTE: 1, 2, 3, 5
3	VESTIBULE	3'-0"	7'-0"	1 3/4"	SET 02	B	ALUM.	ALUM.	YES	NOTE: 1, 2
4	CLOSET	2'-0"	6'-8"	1 3/4"	SET 03	A	PL.	ALUM.	---	NOTE: 1, 2, 4, 5

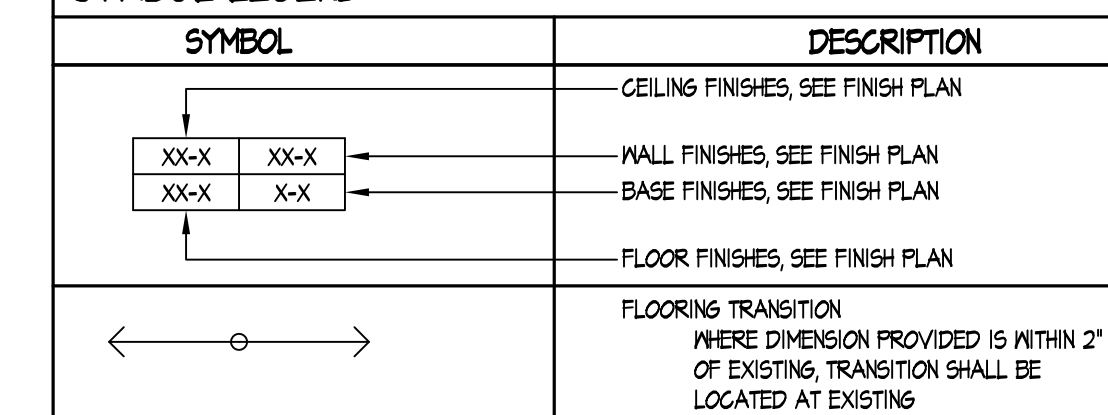
- MARLITE AAA SERIES 500 DOOR AND FRAME.
- USE 3-1/2" SCREWS ON ALL DOOR HINGES.
- "MEN" OR "WOMEN" TOILET ROOM SIGN.
- "EMPLOYEES ONLY" SIGN.
- ADJUST ALL DOOR HINGES AND CLOSERS AS NECESSARY TO MEET A 5 SECOND CLOSER SPEED AND MAXIMUM DOOR PRESSURE OF 5 LBS.



DOOR HARDWARE SCHEDULE

QNTY.	DESCRIPTION	MODEL	FINISH	MFGR
SET 01 - RESTROOM DOOR				
3	EA. HINGES	BB27M 4 1/2" x 4 1/2"	US260/626	HASER
1	EA. PUSH PLATE	70B	US22D/630	ROCKWOOD
1	EA. PULL PLATE	BF10 X 10B	US22D/630	ROCKWOOD
1	EA. CLOSER	SC70-B	AL	FALCON
1	EA. KICK PLATE	K1050 8" x 2" LESS DOOR WIDTH	US22D/630	ROCKWOOD
1	EA. WALL STOP	406	US260/626	ROCKWOOD
SET 02 - INTERIOR STOREFRONT ENTRANCE				
3	EA. HINGES	BB27M 4 1/2" x 4 1/2"	US10B	HASER
1	EA. PUSH/PULL	104T	313/710	ROCKWOOD
1	EA. CLOSER	SC70-B	DBRZ	FALCON
1	EA. FLOOR STOP	436	US10B/613	ROCKWOOD
SET 03 - CLOSET				
3	EA. HINGES	BB27M 4 1/2" x 4 1/2"	US260/626	HASER
1	EA. KEYED LOCKSET	BB16D	626	FALCON
1	EA. WALL STOP	404	US10B/613	ROCKWOOD

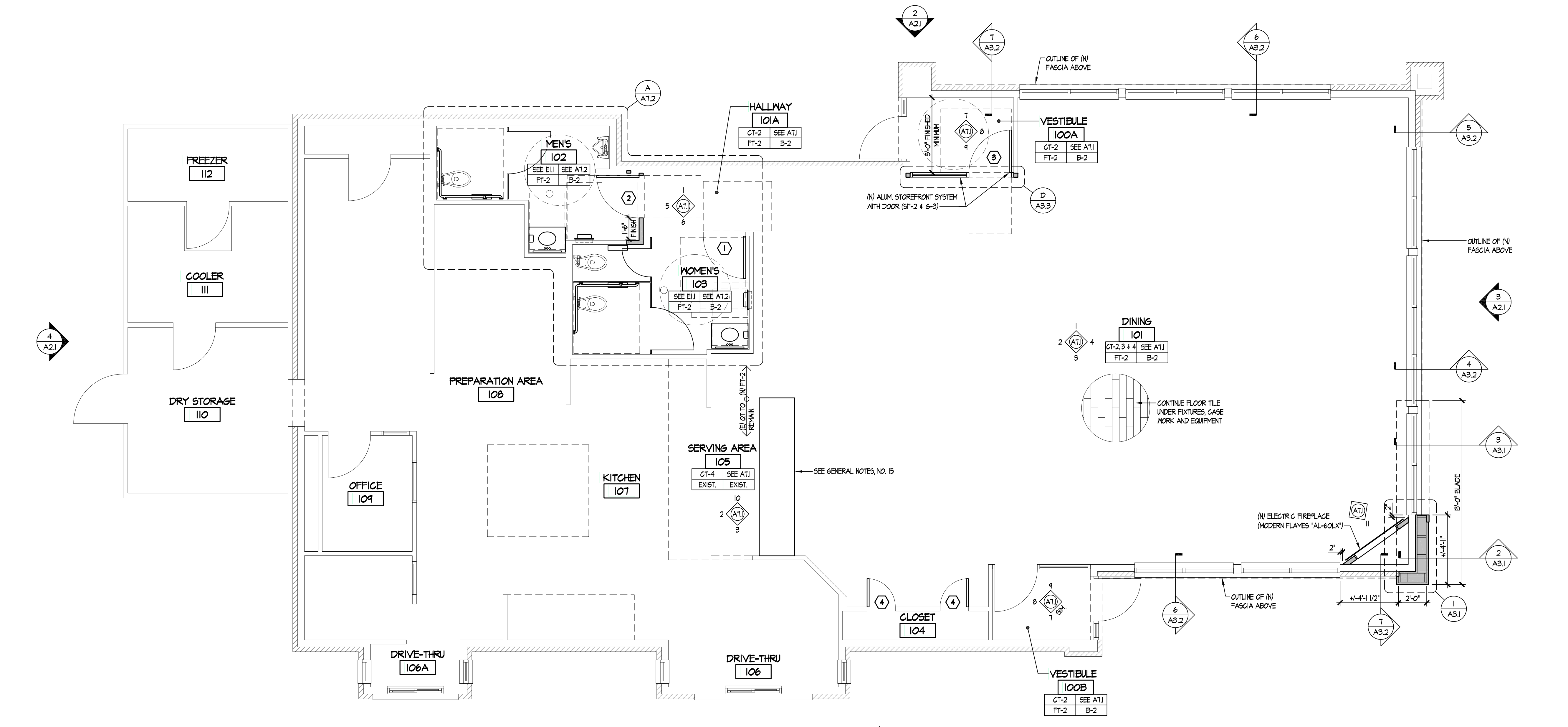
SYMBOL LEGEND



FLOOR & FINISH PLAN GENERAL NOTES

- G.C. SHALL BE RESPONSIBLE FOR VERIFYING "AS-BUILT" CONDITIONS AND LAYING OUT WORK BEFORE PROCEEDING WITH WORK.
- EXTERIOR FINISHES ARE NOTED ON EXTERIOR ELEVATIONS.
- SEE INTERIOR ELEVATIONS FOR EXTENT OF NEW INTERIOR WALL FINISHES.
- KITCHEN EQUIPMENT SUPPLIER WILL SUPPLY CRITICAL DIMENSIONS, PLUMBING AND ELECTRICAL SPECIFICATIONS FOR EQUIPMENT SUPPLIED BY THE KITCHEN EQUIPMENT SUPPLIER.
- ELECTRICAL AND PLUMBING CONTRACTOR TO MAKE FINAL CONNECTION TO EQUIPMENT.
- DESIGN INTENT IS FOR EXISTING FINISHES TO BE REPLACED WITH EQUIVALENT NEW FINISHES, UNO. COORDINATE WITH OWNER FOR OPTIONAL FINISH UPGRADES.
- G.C. TO PROVIDE AND INSTALL CRACK ISOLATION/WATERPROOF MEMBRANE AT ALL AREAS OF PORCELAIN CERAMIC AND MARBLE TILES. HYDRO BAN BY LATIGRETE. PROVIDE LATASIC SEALANT @ ALL AREAS OF EXPANSION JOINTS IN SUBSTRATE PRIOR TO INSTALLATION OF HYDRO BAN. CONTACT LATIGRETE AT (209) 316.8113
- PAINTER SHALL BE RESPONSIBLE FOR THE REMOVAL OF HARDWARE, SWITCH AND OUTLET COVERS, ETC. AND REINSTALLATION OF SAME AFTER PAINTING.
- RETOUCH OR REFINISH SURFACES DAMAGED BY SUBSEQUENT WORK AS DIRECTED BY GENERAL CONTRACTOR. THE COST OF SUCH RESTORATION WORK SHALL BE BORNE BY THE CONTRACTOR.
- THE CONTRACTOR IS RESPONSIBLE FOR PROVIDING PROPER PROTECTION AGAINST DAMAGE TO EXISTING FURNITURE, ADJACENT FINISHED WORK, FLOORING, ETC. IF APPLICABLE.
- REFER TO REFLECTED CEILING PLAN FOR CEILING TYPES, HEIGHTS, & FINISHES.
- COORDINATE MUSIC & M-FI SYSTEM REQUIREMENTS WITH WENDY'S REPRESENTATIVE.
- FOR NEW DRINK STATIONS BEING ADDED, NEW CONDENSERS ON ROOF ARE REQUIRED. CONDENSERS TO BE INSTALLED ON EQUIPMENT RAILS SUPPLIED WITH UNITS. G.C. TO INSTALL EQUIPMENT RAILS AND CONDENSERS NO CLOSER THAN 12" FROM ANY ROOF EDGE AND OUTSIDE AIR INTAKE. INSTALL RAILS PARALLEL WITH ROOF SLOPE TO ENSURE POSITIVE DRAINAGE. G.C. TO INSTALL NEW PIPE CURB FOR CONDENSER LINES PER DETAIL 02/A1. COORDINATE FINAL LOCATION OF CONDENSERS AND PIPE CURB WITH WENDY'S CONSTRUCTION MANAGER AND A.H.J. PATCH AND REPAIR EXISTING ROOF MEMBRANE AS REQUIRED USING MEMBRANE MANUFACTURER'S STANDARD DETAILS TO ENSURE EXISTING WARRANTY IS MAINTAINED.
- VERIFY LOCATION(S) OF EXISTING FLOOR DRAIN TO SERVE DRINK STAND. PROVIDE NEW DRAIN TO SERVE DRINK STAND WHERE EXISTING IS NOT AVAILABLE. SAW CUT FLOOR SLAB AS REQUIRED FOR INSTALLATION OF NEW DRAIN AND PATCH TO MATCH ADJACENT AFTER INSTALLATION. COORDINATE EXACT LOCATION.
- (N) SOLID SURFACE COUNTERTOP & RETROFIT FRONT COUNTER BASE CABINET AS REQUIRED FOR ORDER/PAY AND PICK-UP SEPARATION, INCLUDING (N) UNDER-COUNTER ICE BIN, MAINTAIN (E) ICE BIN DRAIN FOR REUSE. RETROFIT KIT AVAILABLE THROUGH KES. COORDINATE REQUIREMENTS WITH KES & WENDY'S CONSTRUCTION REP. AS REQUIRED. G.C. SHALL COORDINATE FINAL CASH DROP SAFE PLACEMENT WITH WENDY'S REPRESENTATIVE, INCLUDING ACCESS TO SAFE KEYS FROM RESTAURANT MANAGER.

CRITICAL NOTE:
THE GENERAL CONTRACTOR SHALL PROVIDE A CONTINGENCY BID FOR WORK IN THE BACK OF HOUSE/KITCHEN AREA BEYOND THE SCOPE OF THIS REFRESH SHOWN ON THESE DOCUMENTS. COORDINATE ANY/ALL WORK BID, PROPOSED, OR REQUIRED WITH THE WENDY'S CONSTRUCTION REPRESENTATIVE PRIOR TO PURCHASING OR BEGINNING ANY WORK BEYOND THE LIMITED SCOPE SHOWN ON THESE CONSTRUCTION DOCUMENTS.



SITE NUMBER: 07443
 BASE MODEL: CG3480
 ASSET TYPE: FRANCHISEE
 CLASSIFICATION: REFRESH
 OWNER: STAMPEDE
 BASE VERSION: 2016 FEB 10
 UPGRADE CLASSIFICATION: STANDARD BASE
 PROJECT YEAR: 2017
 FURNITURE PACKAGE: 2017
 DESIGN BULLETINS:
Wallin-Gomez Architects, Ltd.
 711 South Dearborn Street
 Suite 606
 Chicago, IL 60605
 Tel: 312-427-4702
 Fax: 312-427-6611
 e-mail: admin@wgalt.com

Wendy's
 STORE #07443
 7149 DIXIE HIGHWAY
 CLARKSTON, MI 48346

REV.	DATE	DESCRIPTION
	07-28-17	ISSUED FOR REVIEW
	08-07-17	ISSUED FOR PERMIT

PLOT DATE: 8/7/2017
 PROJECT NUMBER: 17027
 DRAWN BY: BRC, BK
 CHECKED BY: DJW

NOTICE: THIS DOCUMENT CONTAINS PROPRIETARY INFORMATION. IT SHALL NOT BE USED OR REPRODUCED OR ITS CONTENTS DISCLOSED, IN WHOLE OR IN PART WITHOUT THE PRIOR WRITTEN CONSENT OF WALLIN / GOMEZ ARCHITECTS, LTD.

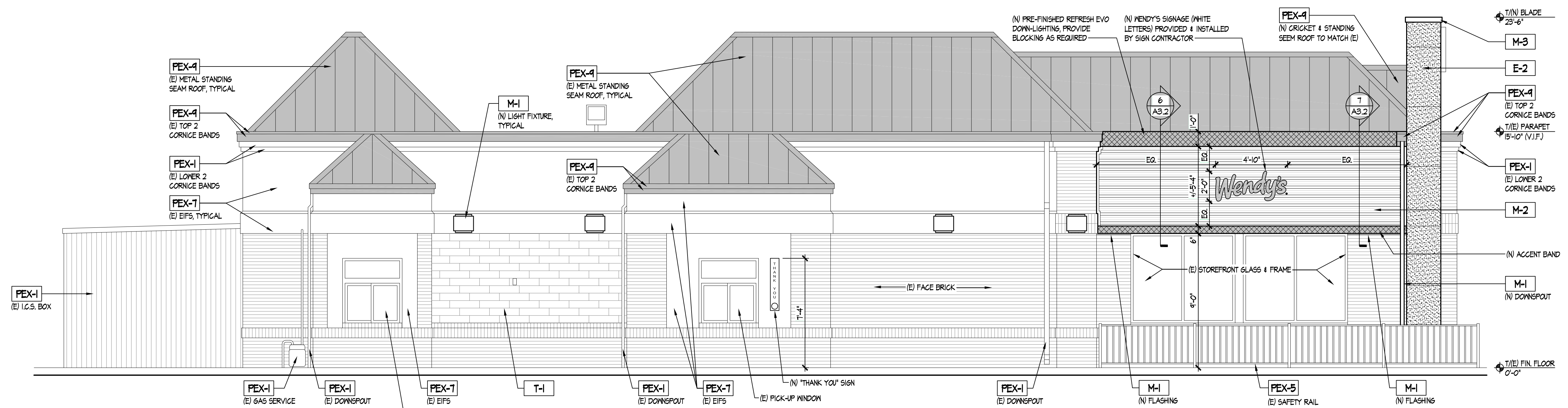
THESE DRAWINGS HAVE BEEN PREPARED AT AND/OR UNDER MY SUPERVISION AND TO THE BEST OF MY KNOWLEDGE AND BELIEF CONFORM AND COMPLY WITH THE REQUIREMENTS OF THE DEPARTMENT OF BUILDING AND CODES HAVING JURISDICTION.

STATE OF MICHIGAN
 #1301043712
 REGISTERED ARCHITECT
 DONALD J. WALLIN
 EXPIRATION DATE: October 31, 2017

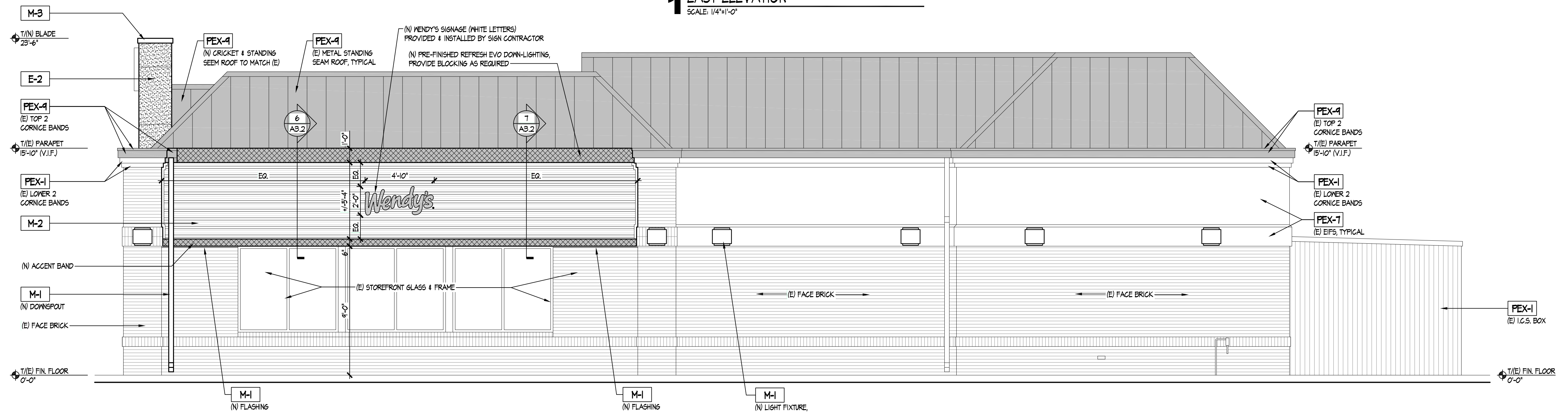
SHEET NAME:
FLOOR & FINISH PLAN

SHEET NUMBER:
A1.1

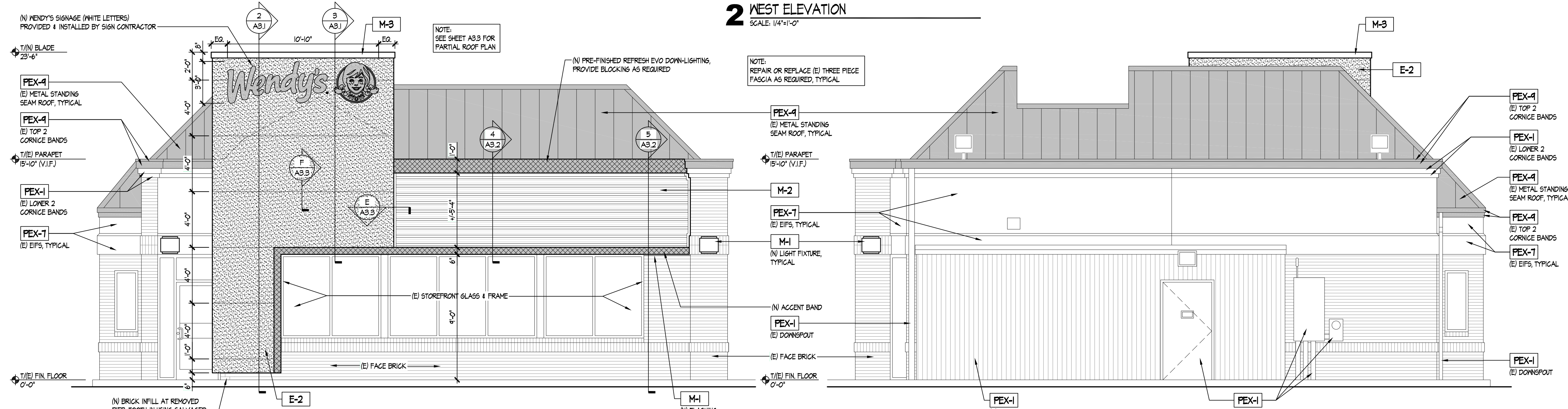




1 EAST ELEVATION
SCALE: 1/4"=1'-0"



2 WEST ELEVATION
SCALE: 1/4"=1'-0"



3 NORTH ELEVATION
SCALE: 1/4"=1'-0"

4 SOUTH ELEVATION
SCALE: 1/4"=1'-0"

NEW SIGN CALC'S	
NORTH	325 SF
EAST	46 SF
WEST	46 SF
TOTAL	517 SF

LEGEND	
	EXISTING BRICK
	(N) BRICK (B-1)
	E-2, EIFS
	METAL TRIM (M-1) / PEX-1
	CLEAR ANODIZED METAL (M-4) / PEX-4
	EVO DOWN-LIGHT & ACCENT BAND
	CORRUGATED METAL PANEL (M-2)
	TILE (T-1)

SITE NUMBER:	07443
BASE MODEL:	CG3480
ASSET TYPE:	FRANCHISEE
CLASSIFICATION:	REFRESH
OWNER:	STAMPEDE
BASE VERSION:	2016 FEB 10
UPGRADE CLASSIFICATION:	STANDARD BASE
PROJECT YEAR:	2017
FURNITURE PACKAGE:	2017
DESIGN BULLETINS:	

Wallin • Gomez Architects, Ltd.
711 South Dearborn Street
Suite 606
Chicago, IL 60605
Tel: 312-427-4702
Fax: 312-427-6611
e-mail: admin@wgalt.com

Wendy's
STORE #07443
7149 DIXIE HIGHWAY
CLARKSTON, MI 48346

REV.	DATE	DESCRIPTION
	07-28-17	ISSUED FOR REVIEW
	08-07-17	ISSUED FOR PERMIT

PLOT DATE: 8/7/2017
PROJECT NUMBER: 17027
DRAWN BY: BRC, BK
CHECKED BY: DJW

NOTICE: THIS DOCUMENT CONTAINS PROPRIETARY INFORMATION. IT SHALL NOT BE USED OR REPRODUCED OR ITS CONTENTS DISCLOSED, IN WHOLE OR IN PART WITHOUT THE PRIOR WRITTEN CONSENT OF WALLIN / GOMEZ ARCHITECTS, LTD.

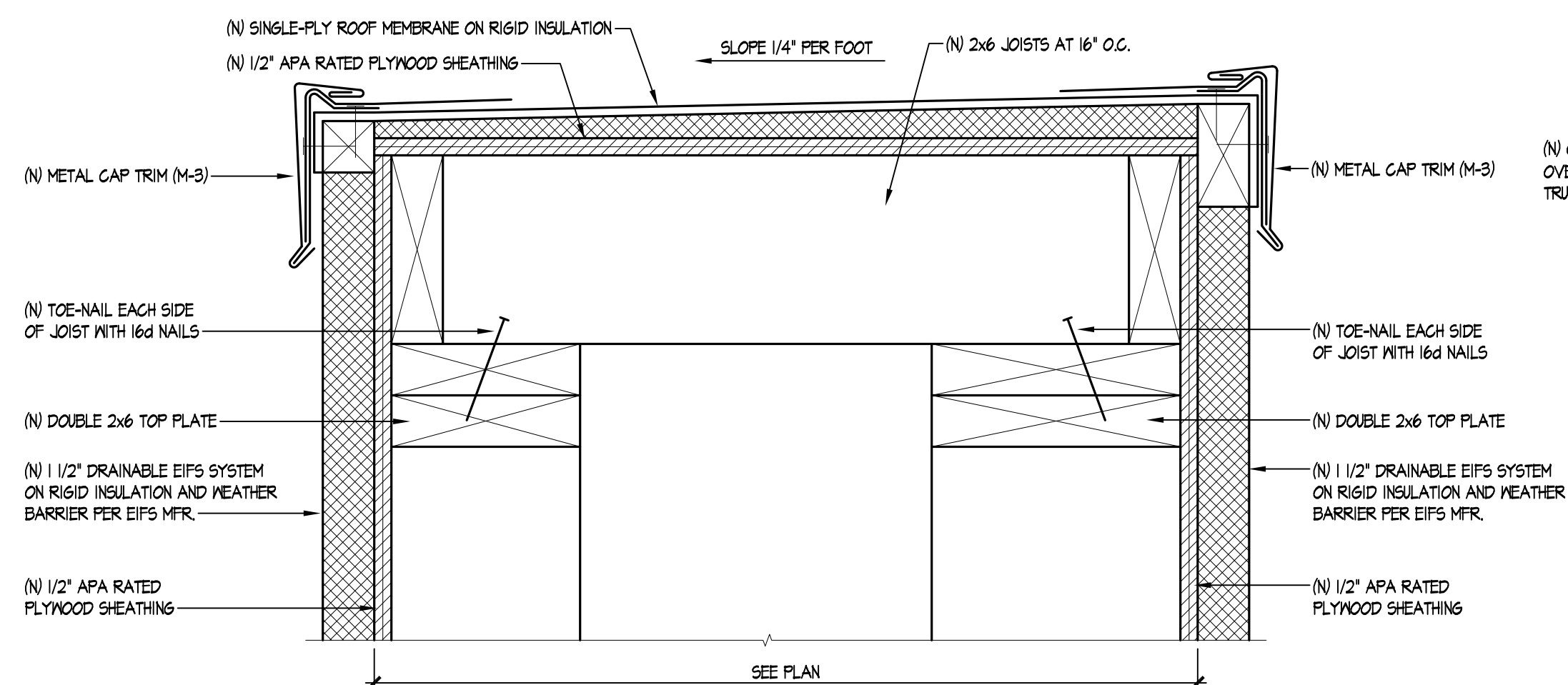
THESE DRAWINGS HAVE BEEN PREPARED AT AND / OR UNDER MY SUPERVISION AND TO THE BEST OF MY KNOWLEDGE AND BELIEF CONFORM AND COMPLY WITH THE REQUIREMENTS OF THE DEPARTMENT OF BUILDING AND CODES HAVING JURISDICTION.

STATE OF MICHIGAN
#1301043712
REGISTERED ARCHITECT
DONALD J. WALLIN
EXPIRATION DATE: October 31, 2017

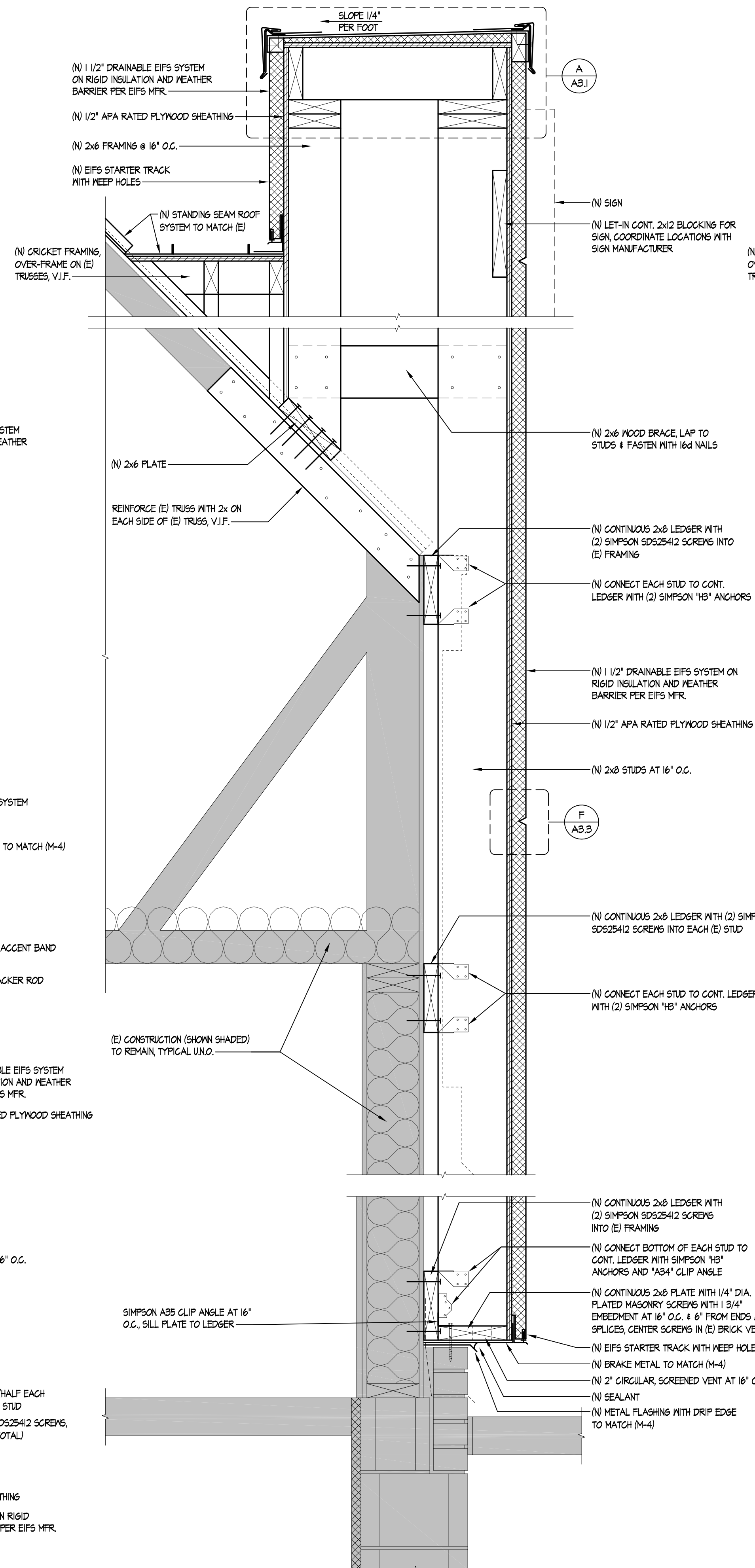
SEAL

SHEET NAME
EXTERIOR ELEVATIONS

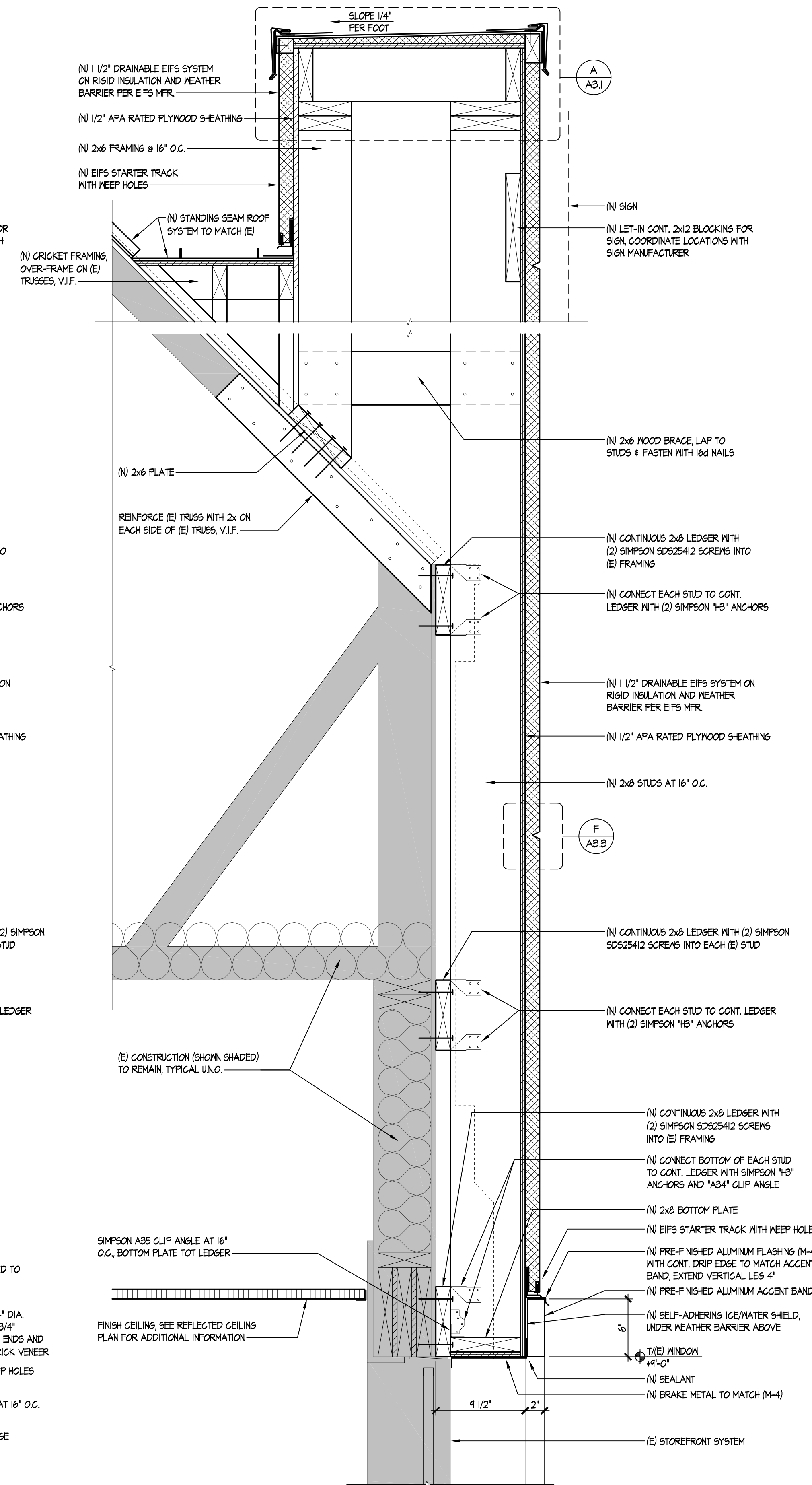
SHEET NUMBER
A2.1



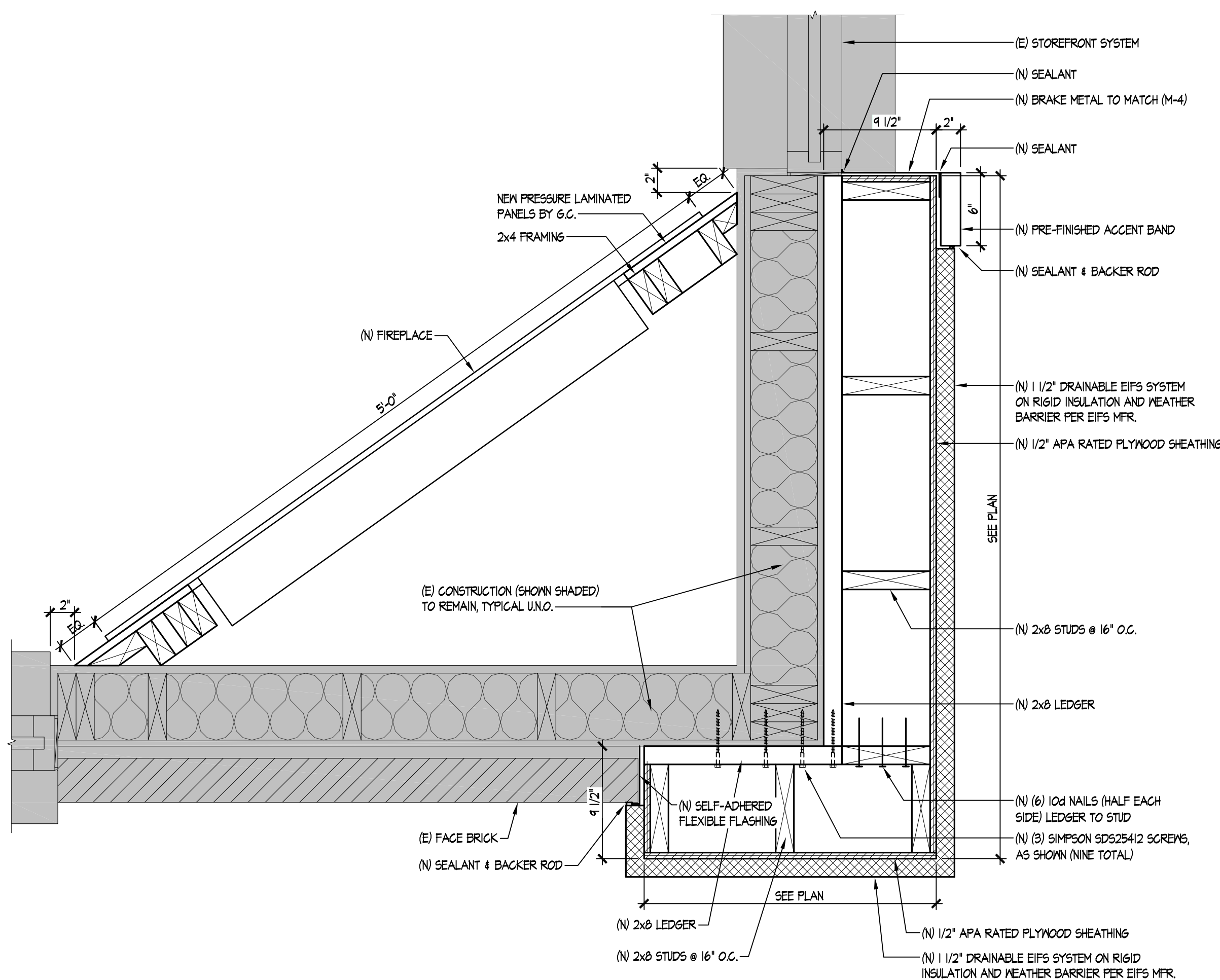
A SECTION DETAIL
SCALE: 3\"/>



2 WALL SECTION
SCALE: 1 1/2\"/>



3 WALL SECTION
SCALE: 1 1/2\"/>



1 PLAN DETAIL
SCALE: 1 1/2\"/>

SITE NUMBER:	07443
BASE MODEL:	CG3480
ASSET TYPE:	FRANCHISEE
CLASSIFICATION:	REFRESH
OWNER:	STAMPEDE
BASE VERSION:	2016 FEB 10
UPGRADE CLASSIFICATION:	STANDARD BASE
PROJECT YEAR:	2017
FURNITURE PACKAGE:	2017
DESIGN BULLETINS:	

Wallin-Gomez Architects, Ltd.

711 South Dearborn Street
Suite 606
Chicago, IL 60605

Tel: 312-427-4702
Fax: 312-427-6611
e-mail: admin@wgaltd.com

Wendy's
STORE #07443
7149 DIXIE HIGHWAY
CLARKSTON, MI 48346

REV.	DATE	DESCRIPTION
	07-28-17	ISSUED FOR REVIEW
	08-07-17	ISSUED FOR PERMIT

PLOT DATE: 8/7/2017
PROJECT NUMBER: 17027
DRAWN BY: BRC, BK
CHECKED BY: DJW

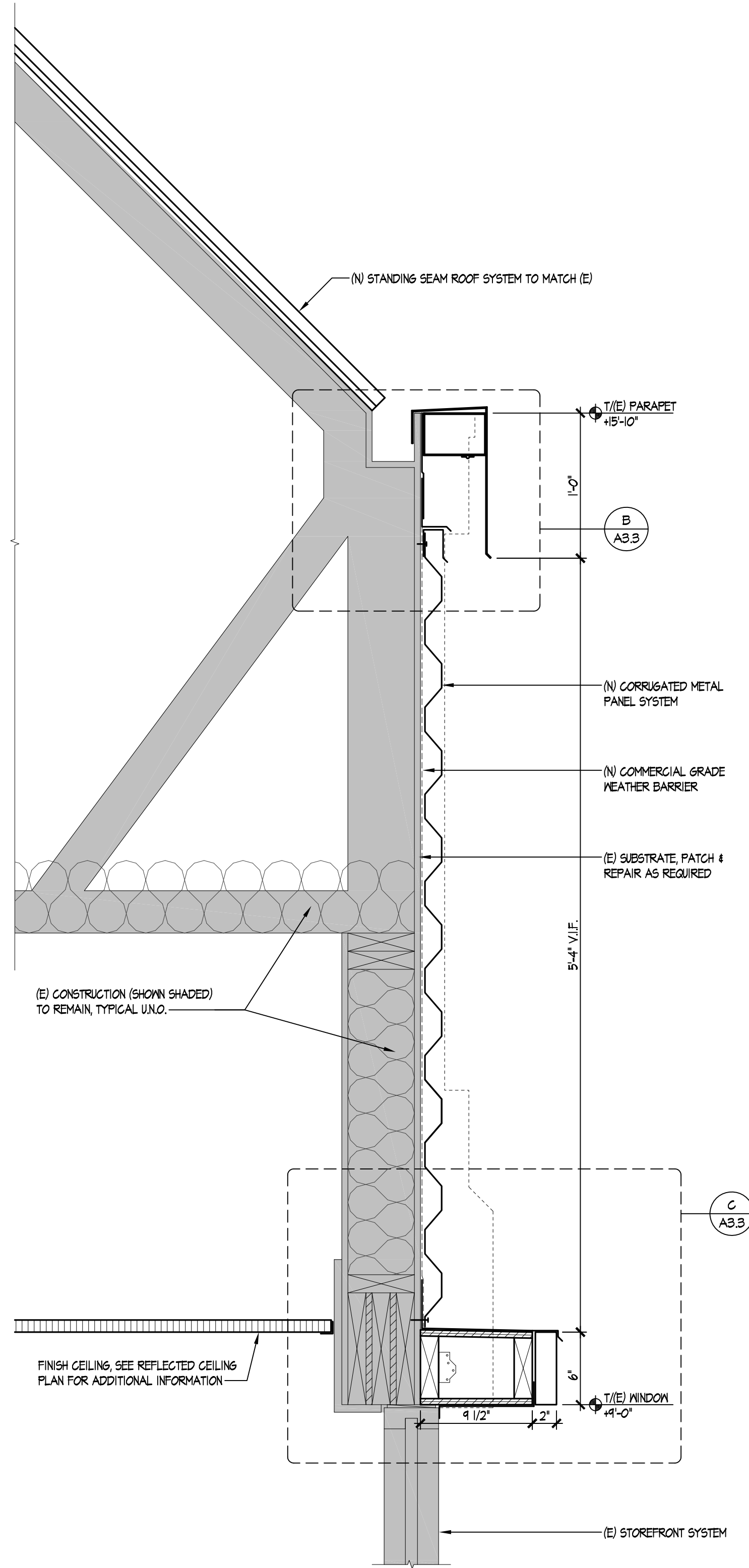
NOTICE: THIS DOCUMENT CONTAINS PROPRIETARY INFORMATION. IT SHALL NOT BE USED OR REPRODUCED OR ITS CONTENTS DISCLOSED, IN WHOLE OR IN PART WITHOUT THE PRIOR WRITTEN CONSENT OF WALLIN / GOMEZ ARCHITECTS, LTD.

THESE DRAWINGS HAVE BEEN PREPARED AT AND/OR UNDER MY SUPERVISION AND TO THE BEST OF MY KNOWLEDGE AND BELIEF CONFORM AND COMPLY WITH THE REQUIREMENTS OF THE DEPARTMENT OF BUILDING AND CODES HAVING JURISDICTION.

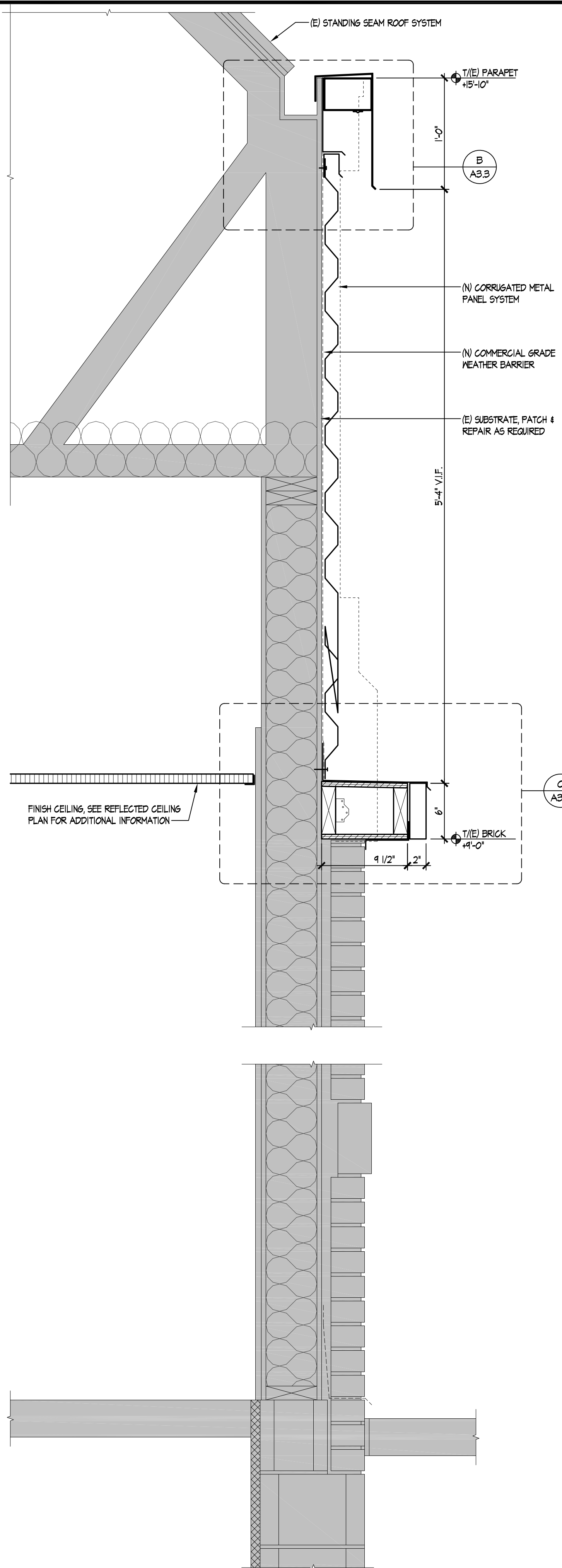
STATE OF MICHIGAN
#1301043712
REGISTERED ARCHITECT
DONALD J. WALLIN
EXPIRATION DATE: October 31, 2017

SHEET NUMBER
WALL SECTIONS & DETAILS

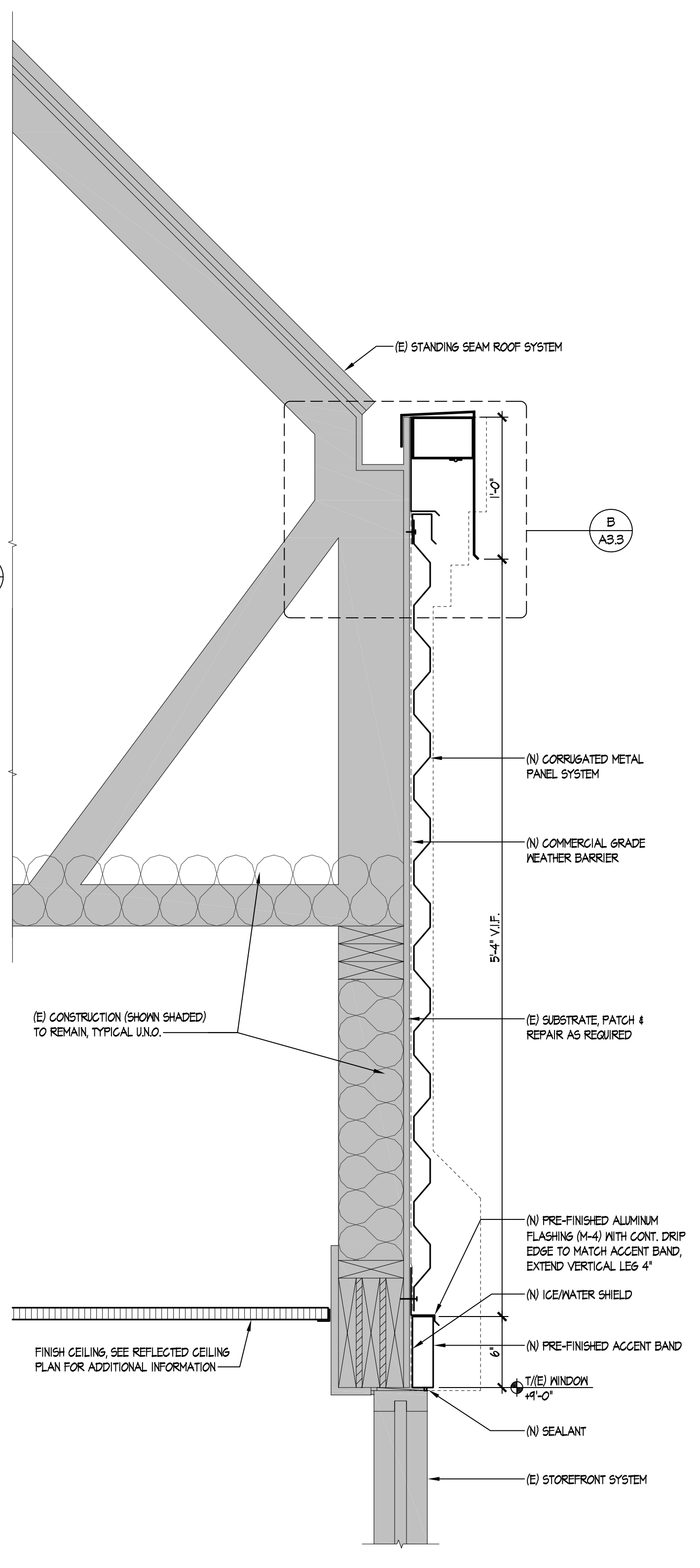
SHEET NUMBER
A3.1



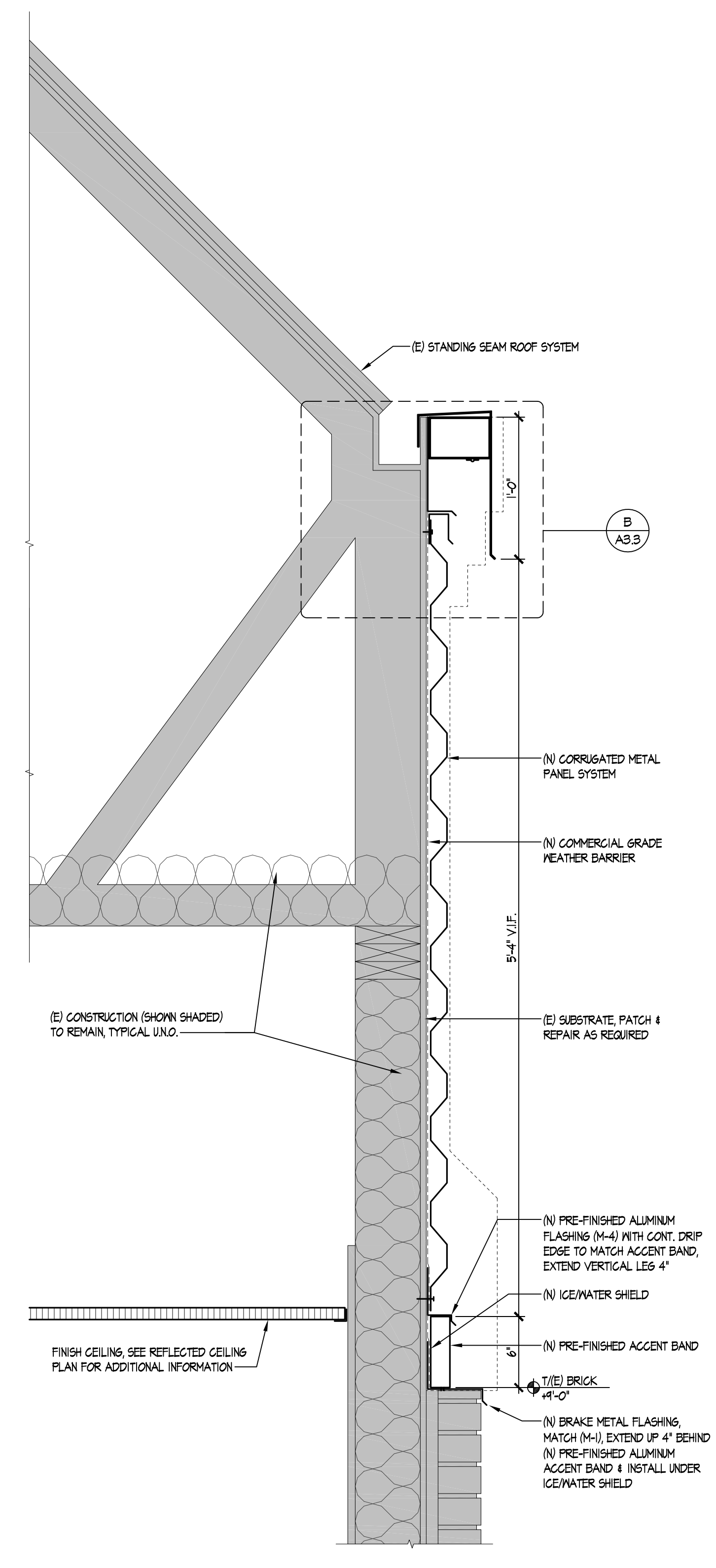
4 WALL SECTION
SCALE: 1 1/2" = 1'-0"



5 WALL SECTION
SCALE: 1 1/2" = 1'-0"



6 WALL SECTION
SCALE: 1 1/2" = 1'-0"



7 WALL SECTION
SCALE: 1 1/2" = 1'-0"

SITE NUMBER:	07443
BASE MODEL:	CG3480
ASSET TYPE:	FRANCHISEE
CLASSIFICATION:	REFRESH
OWNER:	STAMPEDE
BASE VERSION:	2016 FEB 10
UPGRADE CLASSIFICATION:	STANDARD BASE
PROJECT YEAR:	2017
FURNITURE PACKAGE:	2017
DESIGN BULLETINS:	

Wallin • Gomez Architects, Ltd.
711 South Dearborn Street
Suite 606
Chicago, IL 60605
Tel: 312-427-4702
Fax: 312-427-6611
e-mail: admin@wgaltd.com

Wendy's
STORE #07443
7149 DIXIE HIGHWAY
CLARKSTON, MI 48346

REV.	DATE	DESCRIPTION
	07-28-17	ISSUED FOR REVIEW
	08-07-17	ISSUED FOR PERMIT

PLOT DATE: 8/7/2017
PROJECT NUMBER: 17027
DRAWN BY: BRC, BK
CHECKED BY: DJW

NOTICE: THIS DOCUMENT CONTAINS PROPRIETARY INFORMATION. IT SHALL NOT BE USED OR REPRODUCED OR ITS CONTENTS DISCLOSED, IN WHOLE OR IN PART WITHOUT THE PRIOR WRITTEN CONSENT OF WALLIN / GOMEZ ARCHITECTS, LTD.

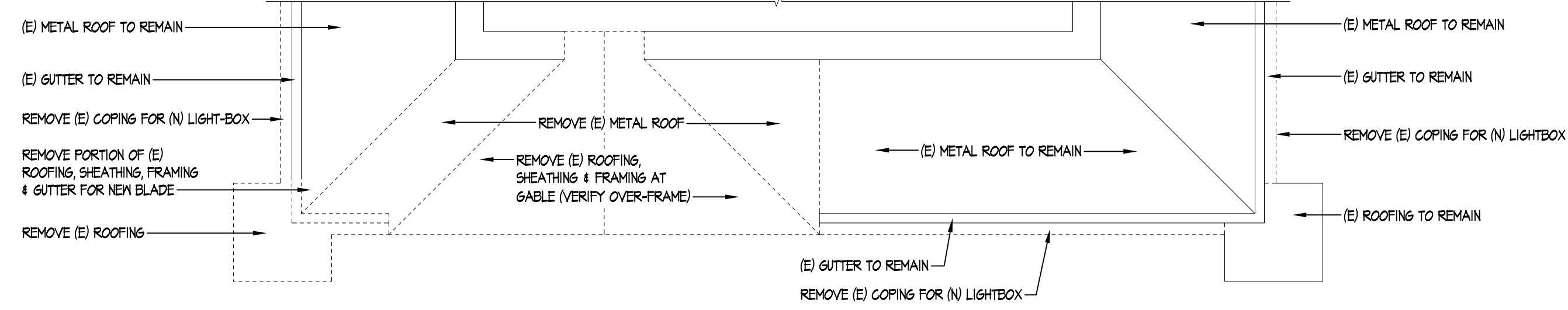
THESE DRAWINGS HAVE BEEN PREPARED AT AND / OR UNDER MY SUPERVISION AND TO THE BEST OF MY KNOWLEDGE AND BELIEF CONFORM AND COMPLY WITH THE REQUIREMENTS OF THE DEPARTMENT OF BUILDING AND CODES HAVING JURISDICTION.

STATE OF MICHIGAN
#1310403712
REGISTERED ARCHITECT
DONALD J. WALLIN
EXPIRATION DATE: October 31, 2017

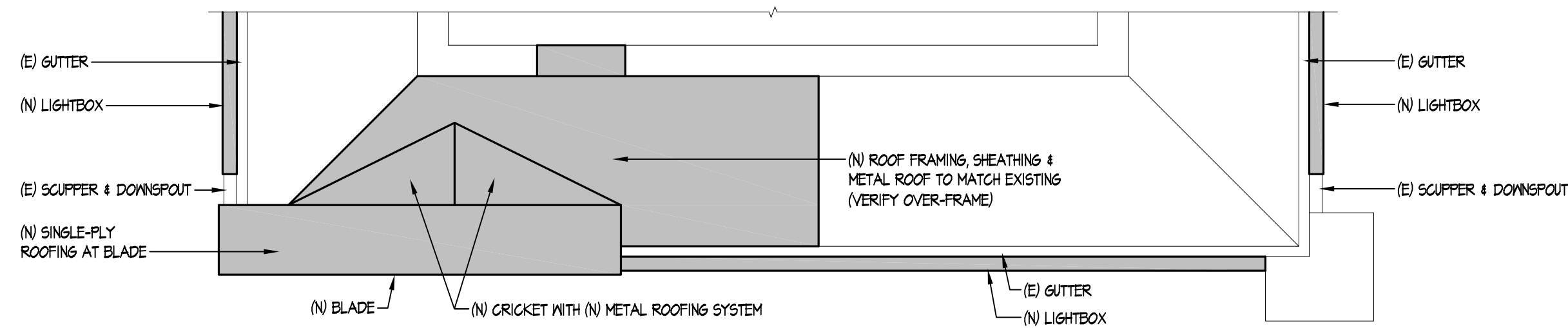
SEAL

SHEET NAME
WALL SECTIONS & DETAILS

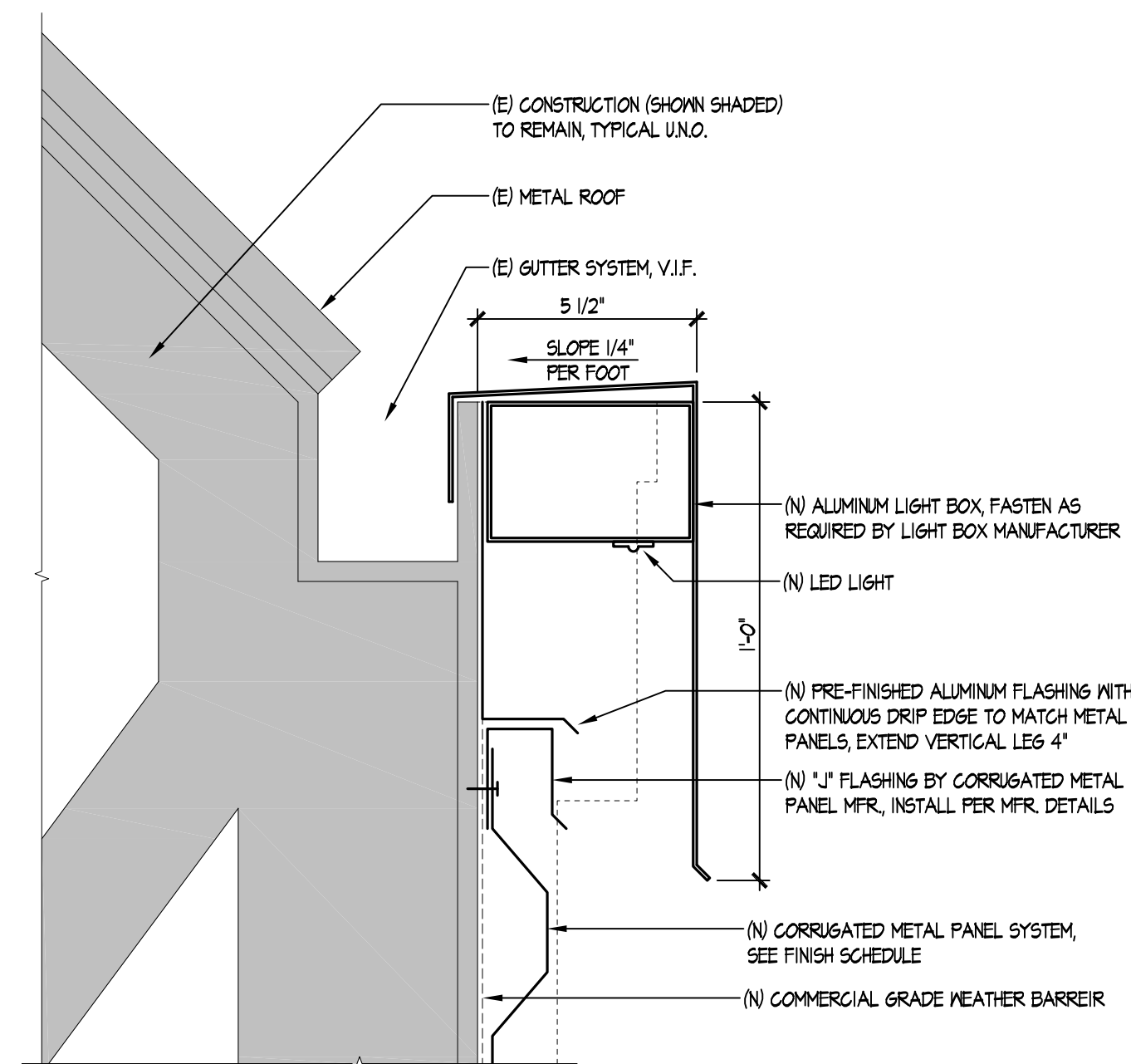
SHEET NUMBER
A3.2



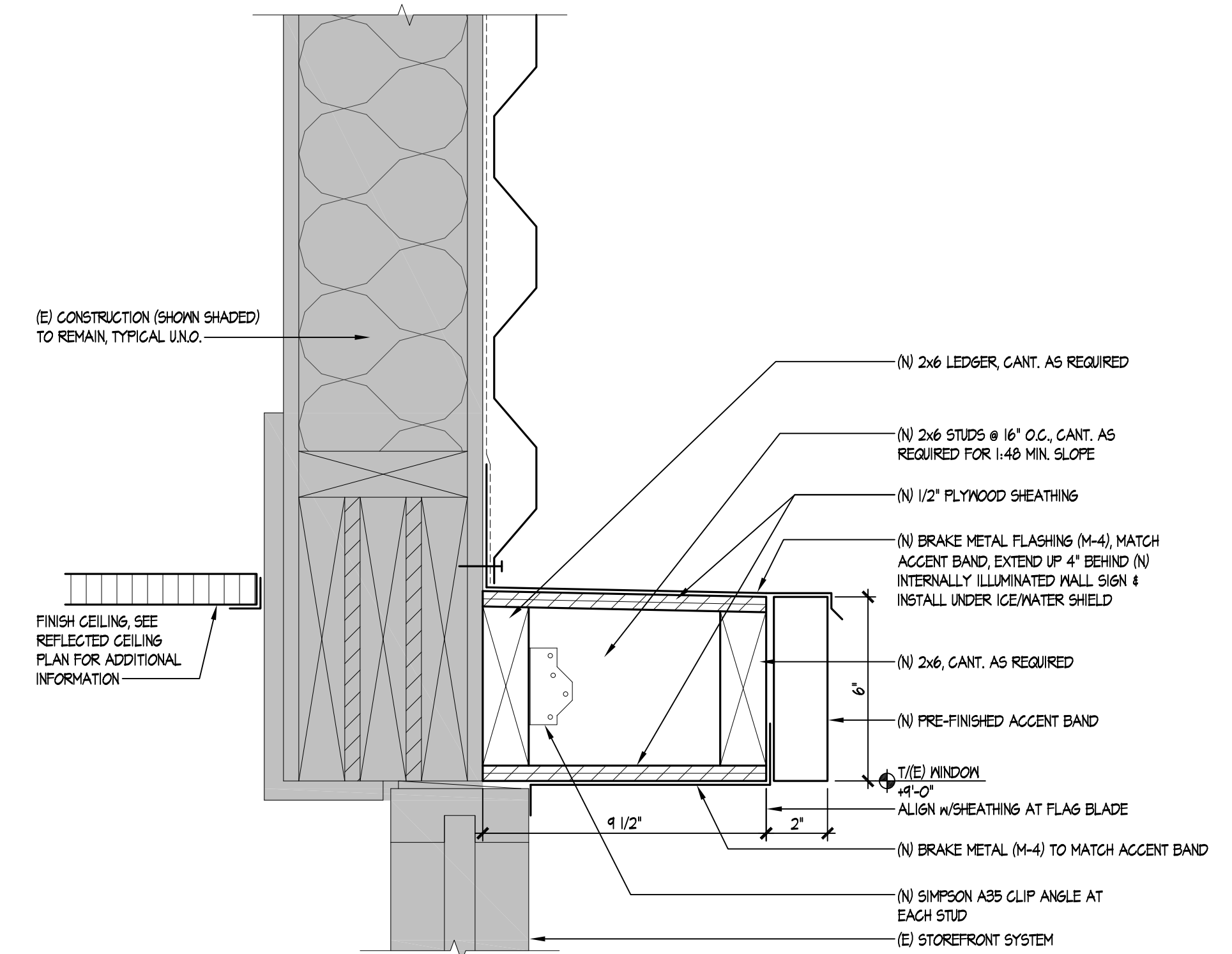
1 PARTIAL ROOF DEMOLITION PLAN
SCALE: 1/4" = 1'-0"



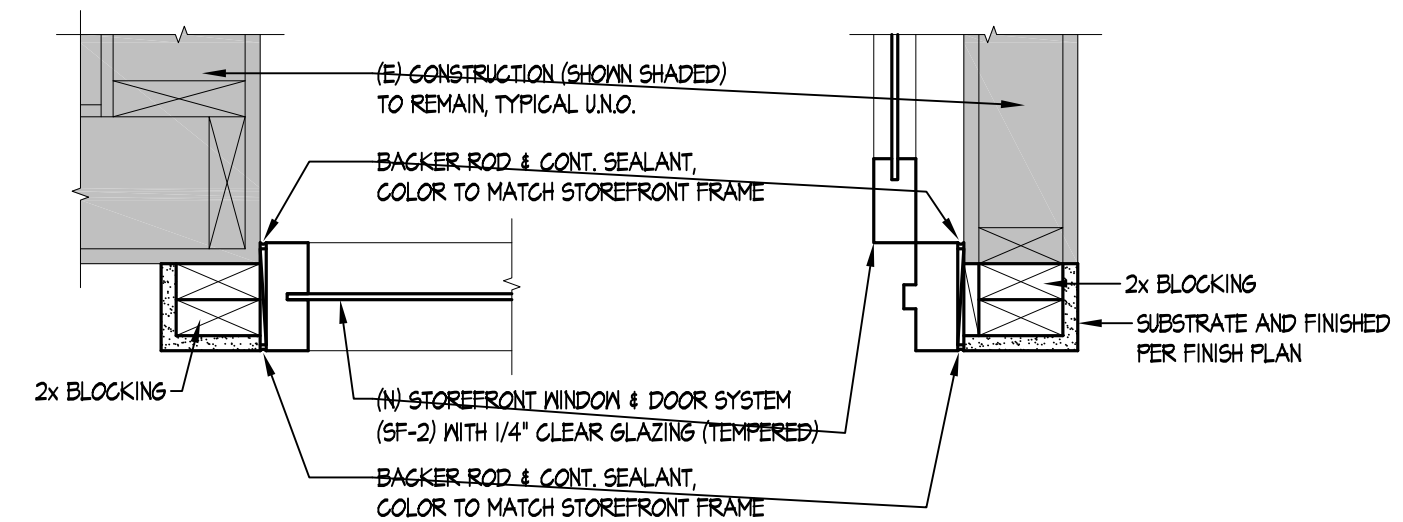
2 PARTIAL ROOF PLAN
SCALE: 1/4" = 1'-0"



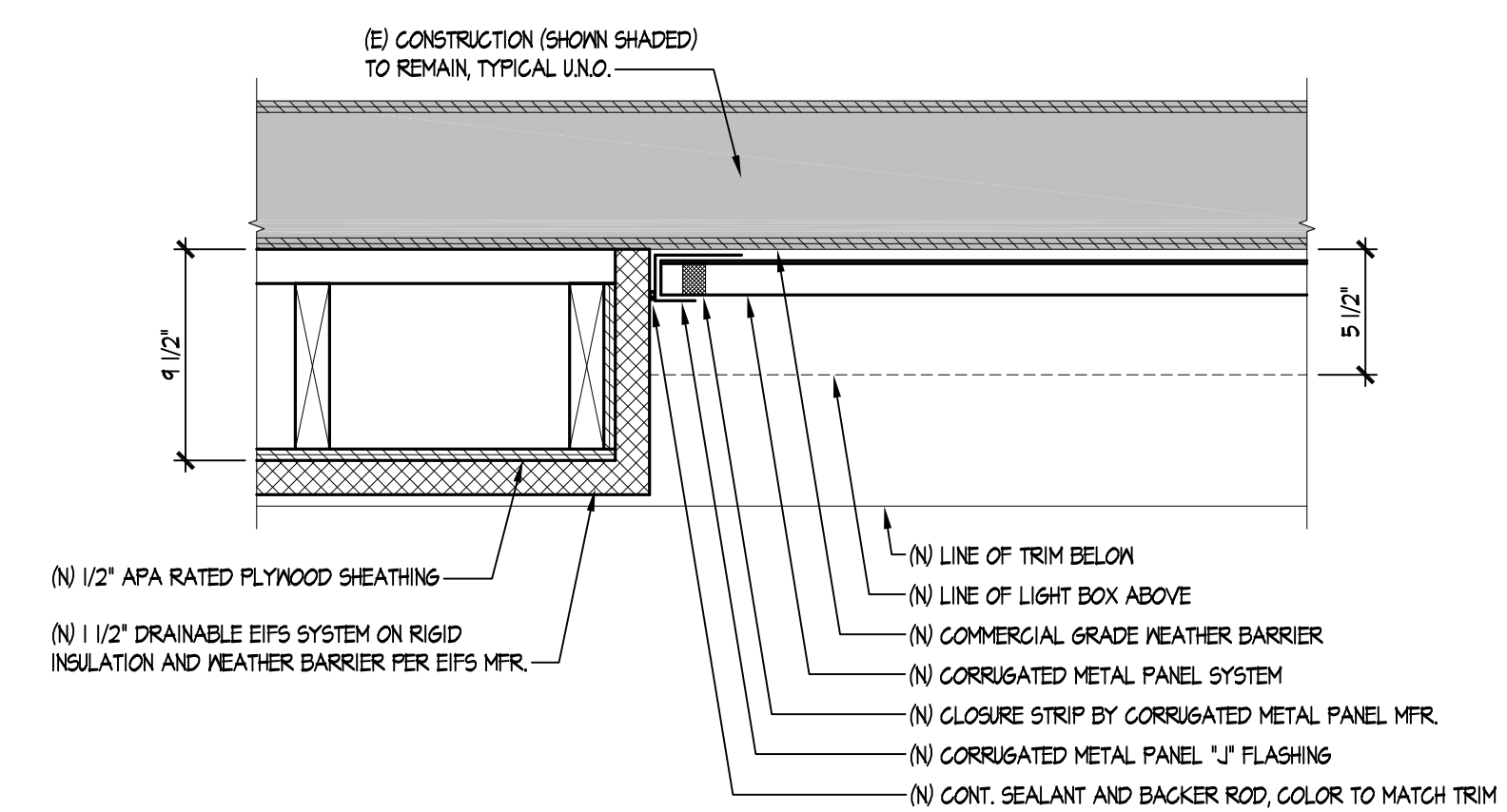
B SECTION DETAIL
SCALE: 3" = 1'-0"



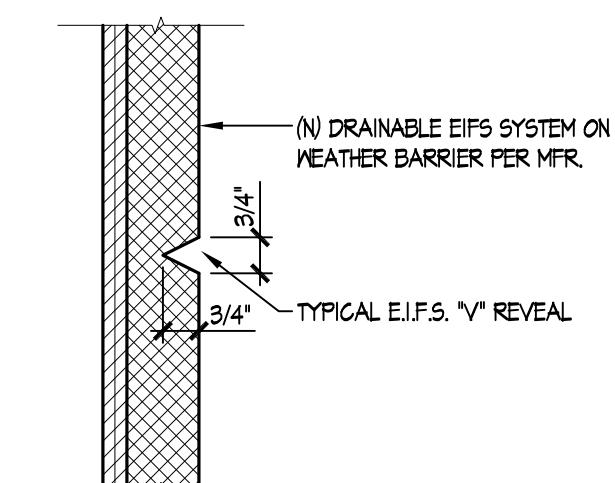
C WALL SECTION
SCALE: 1/2" = 1'-0"



D PLAN DETAIL
SCALE: 1/2" = 1'-0"



E PLAN DETAIL
SCALE: 1/2" = 1'-0"



F SECTION DETAIL
SCALE: 3" = 1'-0"

SITE NUMBER:	07443
BASE MODEL:	CG3480
ASSET TYPE:	FRANCHISEE
CLASSIFICATION:	REFRESH
OWNER:	STAMPEDE
BASE VERSION:	2016 FEB 10
UPGRADE CLASSIFICATION:	STANDARD BASE
PROJECT YEAR:	2017
FURNITURE PACKAGE:	2017
DESIGN BULLETINS:	

Wallin • Gomez Architects, Ltd.

711 South Dearborn Street
Suite 606
Chicago, IL 60605

Tel: 312-427-4702
Fax: 312-427-6611
e-mail: admin@wgaltd.com

Wendy's
STORE #07443
7149 DIXIE HIGHWAY
CLARKSTON, MI 48346

REV.	DATE	DESCRIPTION
	07-28-17	ISSUED FOR REVIEW
	08-07-17	ISSUED FOR PERMIT

PLOT DATE: 8/7/2017
PROJECT NUMBER: 17027
DRAWN BY: BRC, BK
CHECKED BY: DJW

NOTICE: THIS DOCUMENT CONTAINS PROPRIETARY INFORMATION. IT SHALL NOT BE USED OR REPRODUCED OR ITS CONTENTS DISCLOSED, IN WHOLE OR IN PART WITHOUT THE PRIOR WRITTEN CONSENT OF WALLIN / GOMEZ ARCHITECTS, LTD.

THESE DRAWINGS HAVE BEEN PREPARED AT AND/OR UNDER MY SUPERVISION AND TO THE BEST OF MY KNOWLEDGE AND BELIEF CONFORM AND COMPLY WITH THE REQUIREMENTS OF THE DEPARTMENT OF BUILDING AND CODES HAVING JURISDICTION.

STATE OF MICHIGAN
#1301043712
REGISTERED ARCHITECT
DONALD J. WALLIN
EXPIRATION DATE: October 31, 2017

SEAL

SHEET NAME
WALL SECTIONS & DETAILS

SHEET NUMBER

A3.3

INTERIOR MATERIALS AND FINISHES table with columns: CALL OUT, MATERIAL, DESCRIPTION, FURNISHED BY, INSTALLED BY, and a grid for material selection.

INTERIOR MATERIALS AND FINISHES table with columns: CALL OUT, MATERIAL, DESCRIPTION, FURNISHED BY, INSTALLED BY, and a grid for material selection.

PAINT SCHEDULE table with columns: COLOR, BASE, SHEEN, SHERWIN WILLIAMS, BENJAMIN MOORE, PPG, and a grid for paint specifications.

EXTERIOR MATERIALS AND FINISHES table with columns: CALL OUT, MATERIAL, DESCRIPTION, FURNISHED BY, INSTALLED BY, and a grid for material selection.

TILE INSTALLATION SCHEDULE table with columns: LOCATION, TILE (1), TILE SIZE, MORTAR (2), GROUT (1,2), JOINT, MEMBRANE (2), REMARKS, and a grid for tile installation details.

Project information including: SITE NUMBER (07443), BASE MODEL (CG3480), ASSET TYPE (FRANCHISEE), CLASSIFICATION (REFRESH), OWNER (STAMPEDE), BASE VERSION (2016 FEB 10), UPGRADE CLASSIFICATION (STANDARD BASE), PROJECT YEAR (2017), FURNITURE PACKAGE (2017), DESIGN BULLETINS, Wallin-Gomez Architects, Ltd. contact info, and a vertical logo for Wendy's.

Revision table with columns: REV, DATE, DESCRIPTION, containing two entries for issued for review and permit.

Plot and project information: PLOT DATE 8/7/2017, PROJECT NUMBER 17027, DRAWN BY BRC, BK, CHECKED BY DJW.

NOTICE: THIS DOCUMENT CONTAINS PROPRIETARY INFORMATION. IT SHALL NOT BE USED OR REPRODUCED OR ITS CONTENTS DISCLOSED, IN WHOLE OR IN PART WITHOUT THE PRIOR WRITTEN CONSENT OF WALLIN / GOMEZ ARCHITECTS, LTD.

STATE OF MICHIGAN #1301043712 REGISTERED ARCHITECT DONALD J. WALLIN EXPIRATION DATE: October 31, 2017

SEAL area containing the text 'FINISH SCHEDULE' and a large graphic 'A6.1'.

APPROVED SUPPLIER LIST

PRODUCT	CONTACT INFORMATION	PRODUCT	CONTACT INFORMATION	PRODUCT	CONTACT INFORMATION	PRODUCT	CONTACT INFORMATION	
DIVISION 3 - CONCRETE		DIVISION 8 - DOORS AND WINDOWS		DIVISION 9 - FINISHES (CONTINUED)		DIVISION 10 - SPECIALTIES (CONTINUED)		
PRE-TINTED CONCRETE	CHEMMASTERS MADISON, OHIO 800-486-7866 ATTN: CLAUDIA BENTLEY	DOORS AND HARDWARE	***BASIS OF DESIGN*** LA FORCE, INC. COLUMBUS, OH 1-800-762-7301 ATTN: DAVE MULLEN DMULLEN@LAFORCEINC.COM	GROUT, THINSET, AND WATERPROOFING MEMBRANE (CONTINUED)	MAPEI AMERICAN HEADQUARTERS 1144 E. MEWPORT CENTER DRIVE DEERFIELD BEACH, FL 33442	RESTROOM PARTITIONS AND ACCESSORIES	***BASIS OF DESIGN*** PREFERRED EQUIPMENT (AAON) DAYTON, OH 877-435-4655, 937-432-6099 ATTN: MELISSA NEU	
DIVISION 4 - MASONRY AND STONE				TILE (FT-1, B-1, B-2, WT-1)	CROSSVILLE CERAMICS CROSSVILLE, TENNESSEE 931-456-3997 ATTN: TONI HALE		TRANE AIR CONDITIONING COLUMBUS, OH 866-986-8822 ATTN: MARTY CUSICK	
FACE BRICK	BOWERSTON SHALE COMPANY 740-289-2921 ATTN: CUSTOMER SERVICE		HAMILTON PARKER COLUMBUS, OHIO 614-358-7806 ATTN: JIM CAMPBELL	TILE (FT-2, WT-2)	TRANSCERAMICA TILE CROSSVILLE, TN 312-506-2856 ATTN: JAN WERNER		LENNOX INDUSTRIES INC. DALLAS, TX 800-367-6285 ATTN: ERIK LAWSON	
	HAMILTON PARKER (OHIO) 614-358-7806 ATTN: JIM CAMPBELL	STOREFRONT AND CURTAIN WALL	***BASIS OF DESIGN*** US ALUMINUM 213-309-3628 (CELL) ATTN: BRAD THURMAN (DIRECTOR OF SALES & MARKETING) BRAD_THURMAN@CRLAURENCE.COM	LUXURY VINYL TILE (WC-2)	DAVIS FLOORS 978-203-540 X202 ATTN: JOHN ROCHE			
MANUFACTURED STONE	DUTCH QUALITY STONE MT. EATON, OHIO 330-401-2115 ATTN: WENDALL MAST		KAWNEER COMPANY, INC. FRANKLIN, INDIANA 317-771-9263 ATTN: CHERYL WILKERSON	WALLCOVERINGS (L-1, WC-3) CORNER GUARDS	KOROSEAL/KORGUARD FAIRLAWN, OH 308-964-2002 ATTN: JOHN PALAZZO	WINDOW SHADES	INSIDE OUTFITTERS COLUMBUS, OHIO 800-742-3372; 614-798-3500 ATTN: STEVE JASZEK	
	OWENS CORNING MASONRY PRODUCTS MEDINA, OHIO 866-315-5081 ATTN: KATHY MANNON (FOR NEAREST DISTRIBUTOR)		TUBELITE WALKER, MICHIGAN 616-808-2529 ATTN: BRIAN MCGINNIS	WALLCOVERINGS (WC-4)	(SEE "ART PACK ELEMENTS" BELOW)		EXHAUST HOODS	AEROLATOR SYSTEMS INC. MONROE, NC 866-841-0318 ATTN: STEVEN LUDDY
DIVISION 5 - METALS			OLDCASTLE BUILDING ENVELOPE TERRELL, TEXAS 651-253-5062 ATTN: MARK LEHMAN	SOLID SURFACE SILLS (SS-2, SS-3)	OHIO VALLEY SUPPLY CINCINNATI, OHIO 614-975-6700 ATTN: DAVE GREENING		AIR CURTAINS (ABOVE PUW, AS REQUIRED BY CODE)	BERNER INTERNATIONAL CORP NEW CASTLE, PA 724-658-3551 ATTN: KAREN RYDER
DUMPSTER GATES AND HARDWARE	FORTIN WELDING COLUMBUS, OHIO 614-291-4342 ATTN: DAN FORTIN			DIVISION 10 - SPECIALTIES				
DIVISION 6 - WOOD, PLASTICS AND COMPOSITES				CANOPY (PUW & ORDER)	***BASIS OF DESIGN*** GLOBAL AWNING MONROE, LOUISIANA 318-699-0088 ATTN: FRED MURPHY			
ROOF JOIST, MICRO-LAM BEAMS	REDBUILT COLUMBUS, OHIO 877-371-0445 ATTN: HENRY GRUESEN	GLAZING	***BASIS OF DESIGN*** GUARDIAN GLASS INDIANAPOLIS, IN 765-404-0964 ATTN: DALE HAUSER (ARCH SALES MGR) DHAUSER@GUARDIAN.COM		UNI-STRUCTURES, INC. KENNESAW, GEORGIA 678-974-1766 ATTN: BRET HANKS			
	NATIONAL BUILDING SYSTEMS SUGAR GROVE, OHIO 937-291-2950 ATTN: KEN DUVALL		PPG INDUSTRIES INDIANAPOLIS, IN 630-962-4800 ATTN: JOSEPH SENNESE (ARCHITECTURAL MGR)		AWNING TEC USA INC. CORYDON, IN 502-548-4821 ATTN: GREGG MITCHELL			
MILLWORK	S & G DISTRIBUTING HILLIARD, OH 614-3343636 ATTN: JOE MROCHEK	PICK-UP WINDOW (PUW)	***BASIS OF DESIGN*** QUIKSERV (STANDARD PUW & IMPACT RATED) HOUSTON, TX 800-388-8307; 713-462-1936 ATTN: STEVE BERT (NATIONAL SALES MGR)	EXTERIOR MENUBOARD EXTERIOR PRE-SALE BOARDS INTERIOR QUEING BOARDS (STATIC)	CUSTOM SIGN CENTER COLUMBUS, OHIO 800-522-2934 ATTN: MICHAEL ANDERSON			
	N. WASSERSTROM AND SONS COLUMBUS, OHIO 800-444-4697 x8969 ATTN: ADAM CALTRIDER		EASI-SERV (STANDARD PUW ONLY) VANCOUVER, BC 604-422-8611 ATTN: FELIPE MONTIEL		NATIONAL SIGN SYSTEMS COLUMBUS, OHIO 800-544-6726 ATTN: CUSTOMER SERVICE			
	AEI AYDELOTT EQUIPMENT INC. CENTERVILLE, OHIO 888-293-3568; 937-435-8220 ATTN: HERB AYDELOTT							
DIVISION 7 - THERMAL AND MOISTURE PROTECTION								
ROOFING PRODUCTS	***BASIS OF DESIGN*** DUROLAST ROOFING, INC. SAGINAW, MICHIGAN 800-248-0280 ATTN: JASON DARK JDARK@DURO-LAST.COM	SUSPENDED ACOUSTICAL CEILING (CT-1, CT-2, CT-3, CT-4)	CERTANTEED (FORMERLY BPB CELOTEX) 800-346-7978 x2263 ATTN: CHRISTINA HOPEWELL	INTERIOR MENUBOARD (STATIC)	***BASIS OF DESIGN*** C3 LIGHTING SYSTEMS LOS ANGELES, CA 800-733-6661 x108 ATTN: MIKE MCINNIS			
	SARNAFIL ROOFING SYSTEMS CANTON, MASSACHUSETTS 608-270-0053 ATTN: BEN BIEDRZYCKI	FRP PANELING	MARLITE PRODUCTS DOVER, OHIO 800-377-1221; 330-343-6621 ATTN: CUSTOMER SERVICE/TJ RINE		NATIONAL SIGN SYSTEMS COLUMBUS, OHIO 800-544-6726 ATTN: CUSTOMER SERVICE			
		LAMINATE (L-1, L-2)	WILSONART 254-718-7907 ATTN: JOHN HILL, hillj@wilsonart.com	INTERIOR MENUBOARD (DIGITAL) INTERIOR QUEUING BOARDS (DIGITAL) TELEVISIONS	THE WENDY'S COMPANY; IT DEPARTMENT			
		PAINT (PEX-1, PEX-2, PEX-4, PEX-5, PEX-6, PEX-8, PEX-8; PT-1, PT-2, PT-3)	AVAILABLE THRU LOCAL RETAIL LOCATIONS; CONTACT NATIONAL ACCOUNT REP'S BELOW FOR TECHNICAL QUESTIONS.	EXTERIOR SIGNAGE (INCLUDING EXTERIOR BRANDING MOMENT)	CUSTOM SIGN CENTER COLUMBUS, OHIO 800-522-2934 ATTN: MICHAEL ANDERSON			
			BENJAMIN MOORE & COMPANY CLEVELAND, OHIO 330-353-3850 ATTN: DOROTHY HAZINSKI (NATIONAL ACCOUNT MANAGER)		EVERBRITE GREENFIELD, WI 414-786-5470 ATTN: STEVE GLASENAPP			
ACM PANEL FABRICATOR	CLADDING & COMPONENT SOLUTIONS CUMMING, GA 770-887-2777 ATTN: STEPHEN ROEGGE		MDC WALLCOVERING ELK GROVE VILLAGE, IL 800-621-4006 x8338 ATTN: JAN PREWITT		NATIONAL SIGN SYSTEMS COLUMBUS, OHIO 800-544-6726 ATTN: CUSTOMER SERVICE			
	LSI GRAPHICS SOLUTIONS HOUSTON, TX 713-744-4178 ATTN: ANDREW HAREY		***BASIS OF DESIGN*** (FOR STOREFRONT REFINISHING) PPG INDUSTRIES 317-318-5800 cell ATTN: RICK GARLIN (BUSINESS DEVELOPMENT MGR)		ID ASSOCIATES DOTHAN, AL 615-579-1818 ATTN: MANISH JAISINGHANI			
			SHERWIN-WILLIAMS 216-341-5553 ATTN: BRAD HARRINGTON (NATIONAL ACCOUNTS MGR)		GTC COLUMBUS, OHIO 614-252-6342 ATTN: APRIL ANDRICK			
CORRUGATED METAL	ALCOA BUILDING & CONSTRUCTION SYSTEMS MACON, GEORGIA 478-319-0139 ATTN: KEVIN R. JUDEMAN (RETAIL PROGRAM MANAGER)	SIGN PAINT (PEX-3)	(SEE SIGN VENDORS BELOW)	ART PACK ELEMENTS AND WAYFINDING	LADDERTECH, LLC BRIGHTON, MICHIGAN 800-770-8851 ATTN: MICHELE ORAS OR CUSTOMER SERVICE			
	CLADDING & COMPONENT SOLUTIONS CUMMING, GA 770-887-2777 ATTN: STEPHEN ROEGGE	WALLCOVERINGS (WC-1, WC-5)	MDC WALLCOVERING ELK GROVE VILLAGE, IL 800-621-4006 x8338 ATTN: JAN PREWITT	LADDER RECEIVER AND DOCK	MODERN FLAMES PHOENIX, AZ 877-246-9353 ATTN: TOM FOY			
PREMANUFACTURED FASCIA AND SOFFITS			***BASIS OF DESIGN*** LATIURETE INTERNATIONAL, INC. 1710 11th STREET GRAND PRAIRIE, TX 75050-1913, USA Phone: 203-393-0010 FAX: 03-393-1948 ATTN: DOMINIC J. DICENZO DJDICENZO@LATIURETE.COM	FIREPLACE				

SITE NUMBER:	07443
BASE MODEL:	CG3480
ASSET TYPE:	FRANCHISEE
CLASSIFICATION:	REFRESH
OWNER:	STAMPEDE
BASE VERSION:	2016 FEB 10
UPGRADE CLASSIFICATION:	STANDARD BASE
PROJECT YEAR:	2017
FURNITURE PACKAGE:	2017
DESIGN BULLETINS:	

**Wallin • Gomez
Architects, Ltd.**
711 South Dearborn Street
Suite 606
Chicago, IL 60605
Tel: 312-427-4702
Fax: 312-427-6611
e-mail: admin@wgald.com

Wendy's
STORE #07443
7149 DIXIE HIGHWAY
CLARKSTON, MI 48346

REV.	DATE	DESCRIPTION
	07-28-17	ISSUED FOR REVIEW
	08-07-17	ISSUED FOR PERMIT

PLOT DATE: 8/7/2017
PROJECT NUMBER: 17027
DRAWN BY: BRC, BK
CHECKED BY: DJW

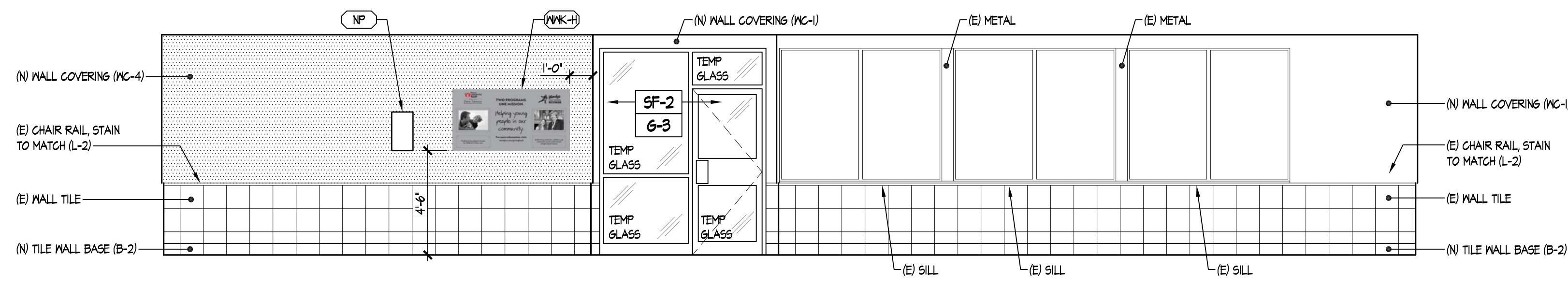
NOTICE: THIS DOCUMENT CONTAINS
PROPRIETARY INFORMATION. IT SHALL NOT
BE USED OR REPRODUCED OR ITS CONTENTS
DISCLOSED, IN WHOLE OR IN PART WITHOUT
THE PRIOR WRITTEN CONSENT OF WALLIN /
GOMEZ ARCHITECTS, LTD.

THESE DRAWINGS HAVE BEEN PREPARED AT
AND / OR UNDER MY SUPERVISION AND TO
THE BEST OF MY KNOWLEDGE AND BELIEF
CONFORM AND COMPLY WITH THE
REQUIREMENTS OF THE DEPARTMENT OF
BUILDING AND CODES HAVING JURISDICTION.

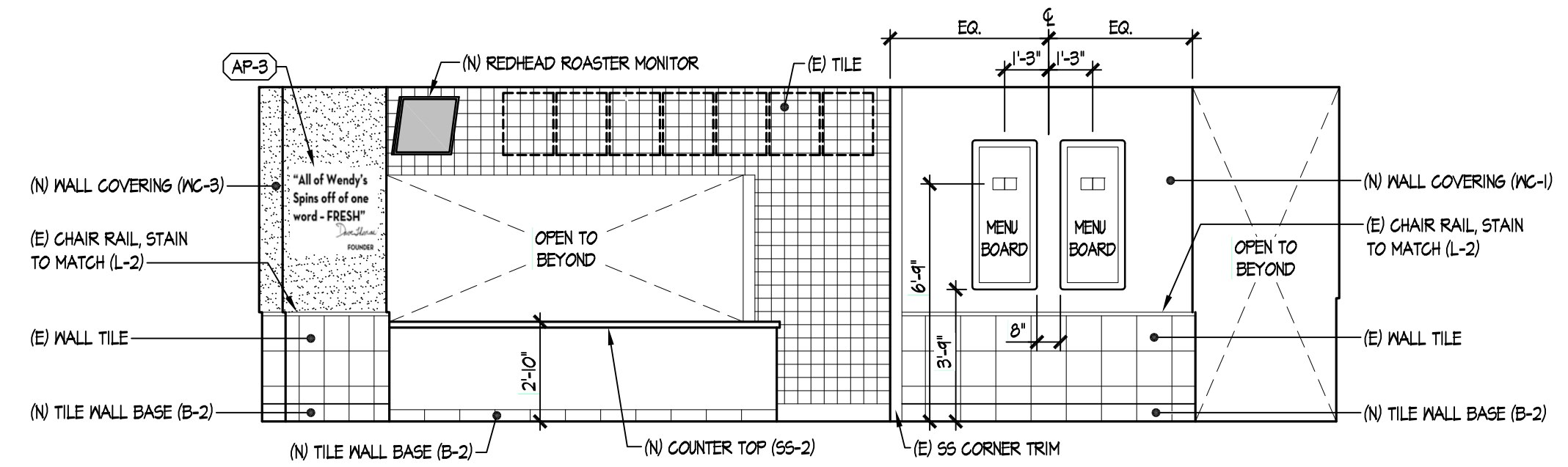
STATE OF MICHIGAN
#1301043712
REGISTERED ARCHITECT
DONALD J. WALLIN
EXPIRATION DATE: October 31, 2017

SEAL
APPROVED
SUPPLIERS

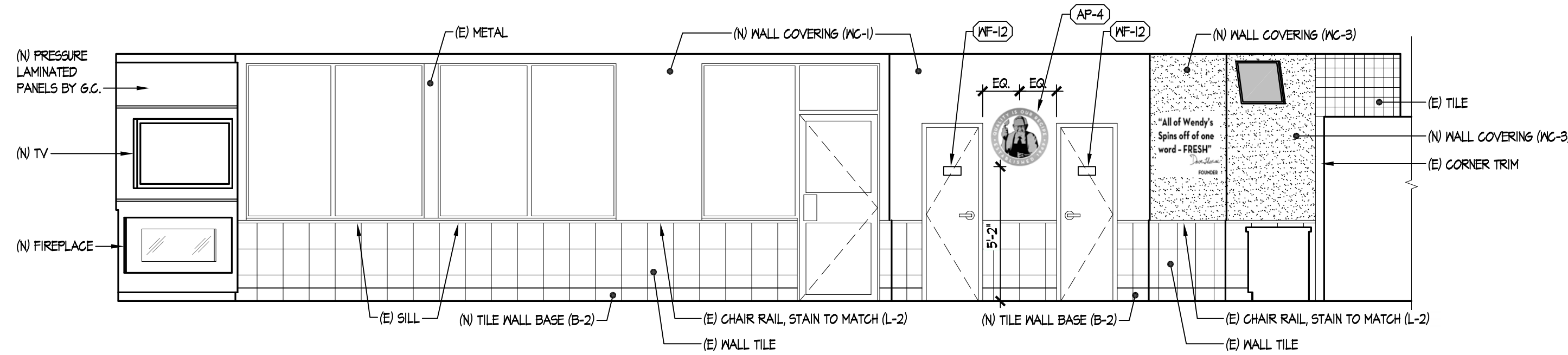
SHEET NUMBER
A6.2



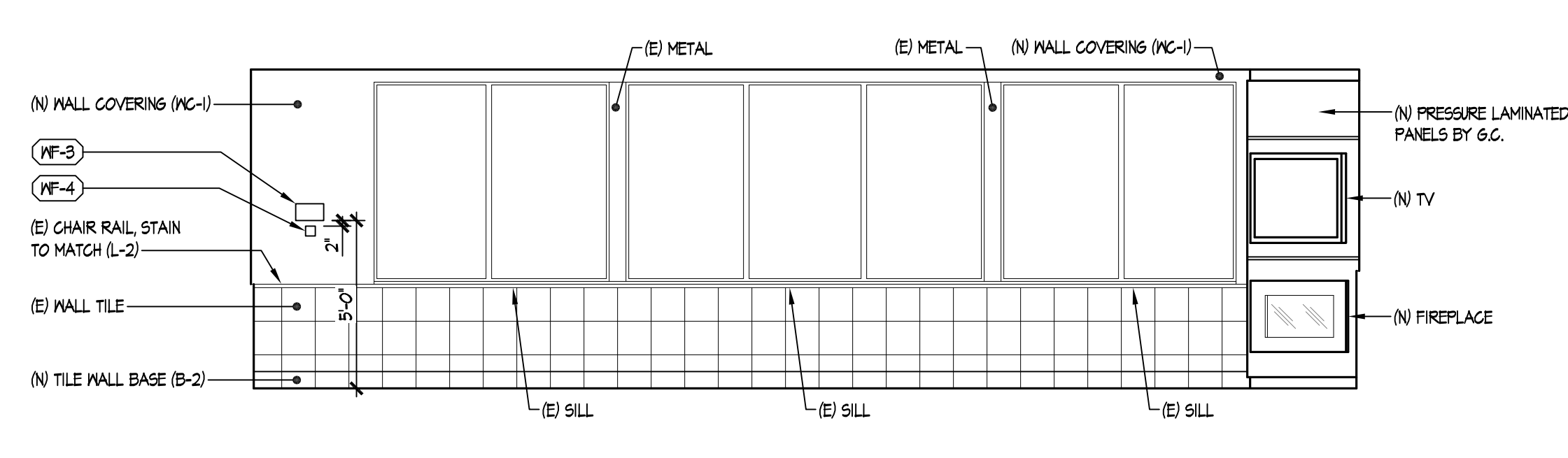
1 INTERIOR ELEVATION (DINING ROOM)
SCALE: 1/4"=1'-0"



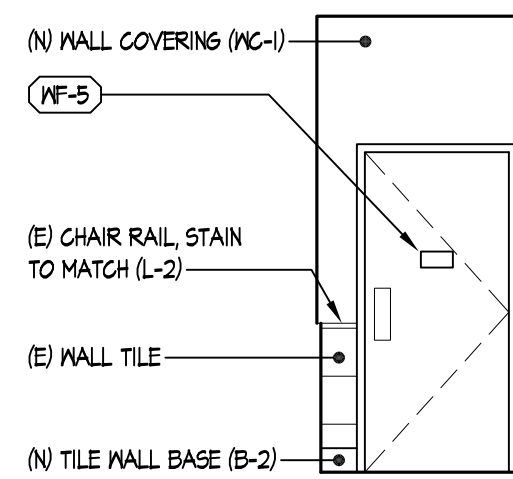
2 INTERIOR ELEVATION (DINING ROOM)
SCALE: 1/4"=1'-0"



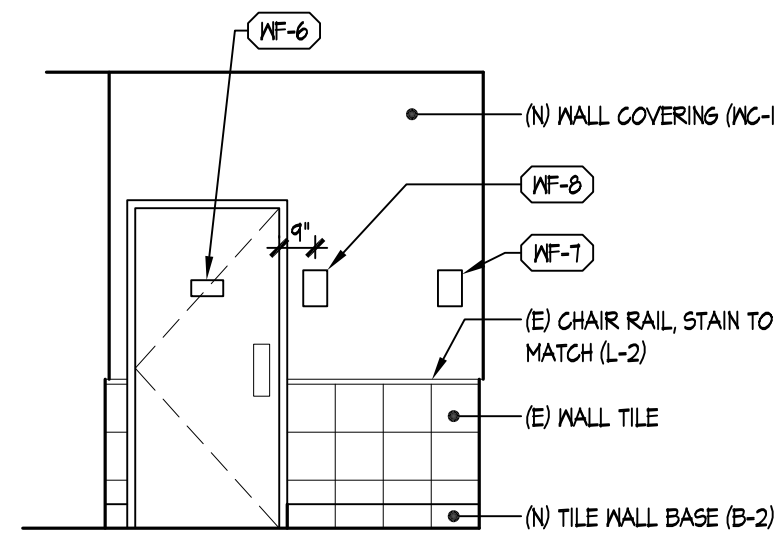
3 INTERIOR ELEVATION (DINING ROOM)
SCALE: 1/4"=1'-0"



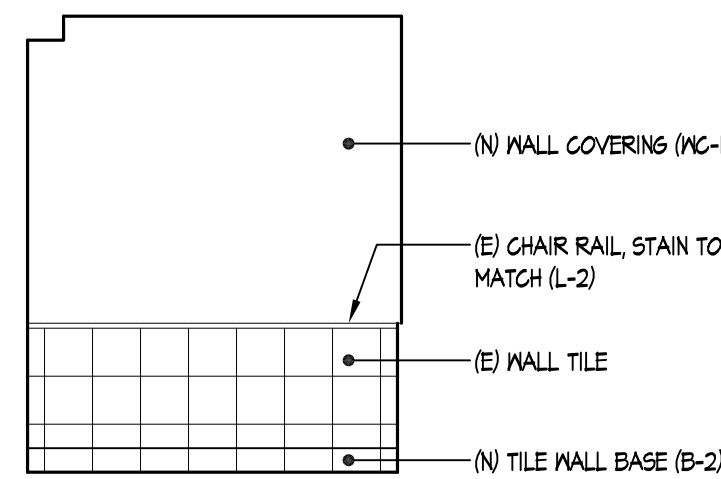
4 INTERIOR ELEVATION (DINING ROOM)
SCALE: 1/4"=1'-0"



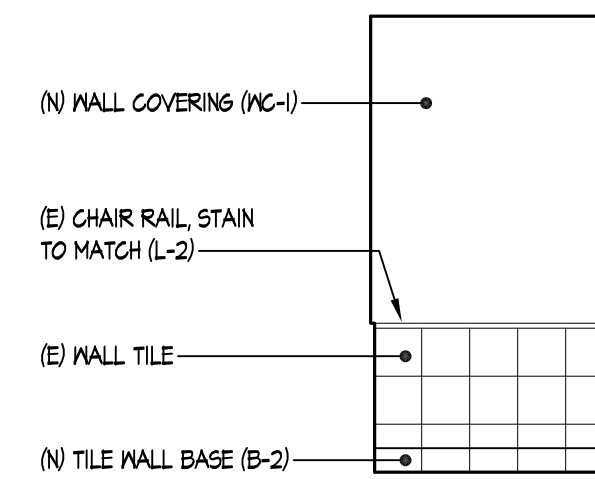
5 INTERIOR ELEVATION (HALLWAY)
SCALE: 1/4"=1'-0"



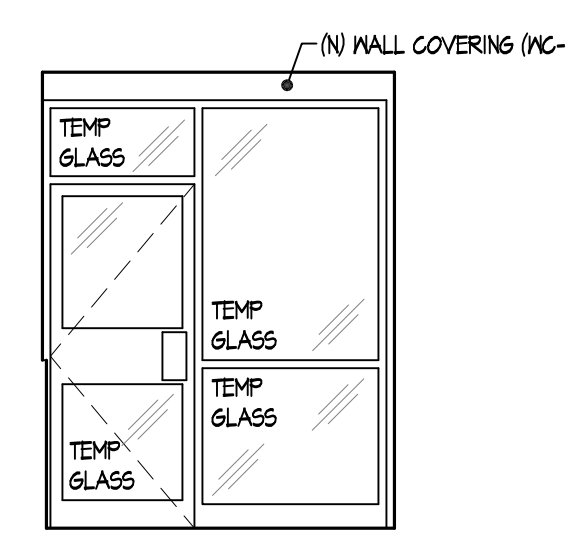
6 INTERIOR ELEVATION (HALLWAY)
SCALE: 1/4"=1'-0"



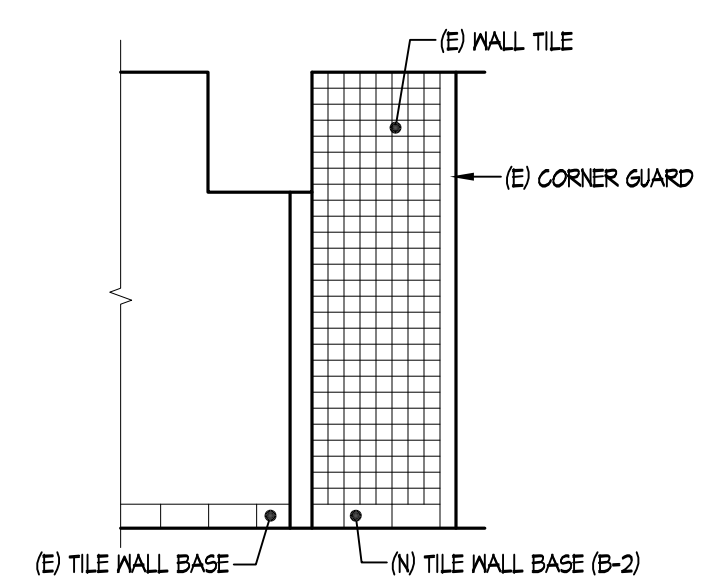
7 INTERIOR ELEVATION (VESTIBULE)
SCALE: 1/4"=1'-0"



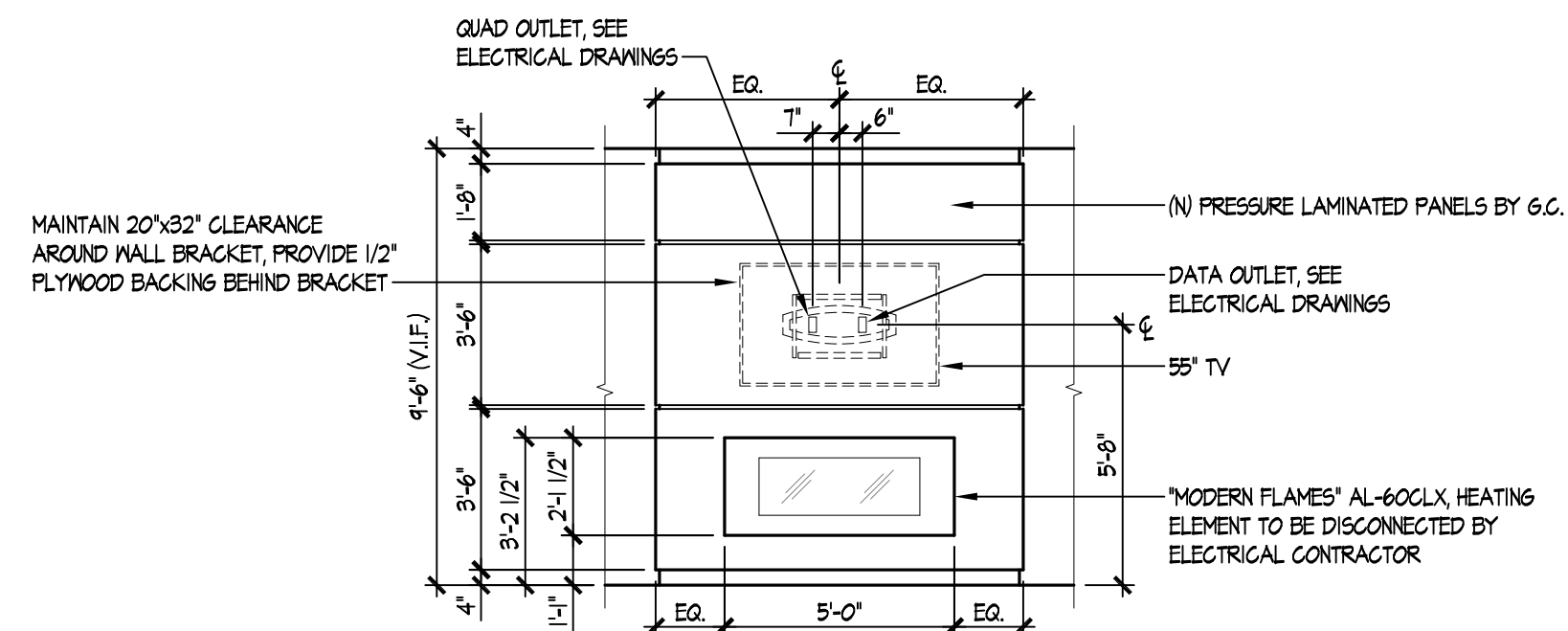
8 INTERIOR ELEVATION (VESTIBULE)
SCALE: 1/4"=1'-0"



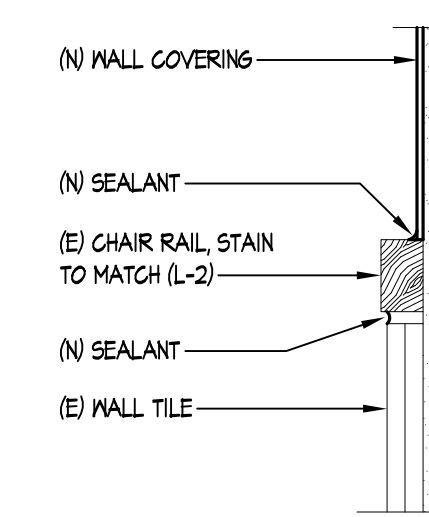
9 INTERIOR ELEVATION (VESTIBULE)
SCALE: 1/4"=1'-0"



10 INTERIOR ELEVATION (SERVING AREA)
SCALE: 1/4"=1'-0"



11 BLADE FIREPLACE (DINING ROOM)
SCALE: 1/4"=1'-0"



12 CHAIR RAIL DETAIL
SCALE: 3" = 1'-0"

NOTE: THE CONTRACTOR SHALL PROVIDE AND INSTALL SOLID WOOD BLOCKING FOR ALL WALL MOUNTED ITEMS, SIGNS, EQUIPMENT, MILLWORK, ETC. COORDINATE LOCATIONS WITH OWNER'S CONSTRUCTION REP AS NECESSARY.

NOTE: SEE SHEET EQ1 FOR ADDITIONAL INFO ON ARTPACK AND MOUNTING ITEMS

SITE NUMBER:	07443
BASE MODEL:	CG3480
ASSET TYPE:	FRANCHISEE
CLASSIFICATION:	REFRESH
OWNER:	STAMPEDE
BASE VERSION:	2016 FEB 10
UPGRADE CLASSIFICATION:	STANDARD BASE
PROJECT YEAR:	2017
FURNITURE PACKAGE:	2017
DESIGN BULLETINS:	

Wallin • Gomez Architects, Ltd.

711 South Dearborn Street
Suite 606
Chicago, IL 60605

Tel: 312-427-4702
Fax: 312-427-6611
e-mail: admin@wgalt.com

Wendy's

STORE #07443
7149 DIXIE HIGHWAY
CLARKSTON, MI 48346

REV.	DATE	DESCRIPTION
07-28-17	ISSUED FOR REVIEW	
08-07-17	ISSUED FOR PERMIT	

PLOT DATE	8/7/2017
PROJECT NUMBER	17027
DRAWN BY	BRC, BK
CHECKED BY	DJW

NOTICE: THIS DOCUMENT CONTAINS PROPRIETARY INFORMATION. IT SHALL NOT BE USED OR REPRODUCED OR ITS CONTENTS DISCLOSED, IN WHOLE OR IN PART WITHOUT THE PRIOR WRITTEN CONSENT OF WALLIN / GOMEZ ARCHITECTS, LTD.

THESE DRAWINGS HAVE BEEN PREPARED AT AND / OR UNDER MY SUPERVISION AND TO THE BEST OF MY KNOWLEDGE AND BELIEF CONFORM AND COMPLY WITH THE REQUIREMENTS OF THE DEPARTMENT OF BUILDING AND CODES HAVING JURISDICTION.

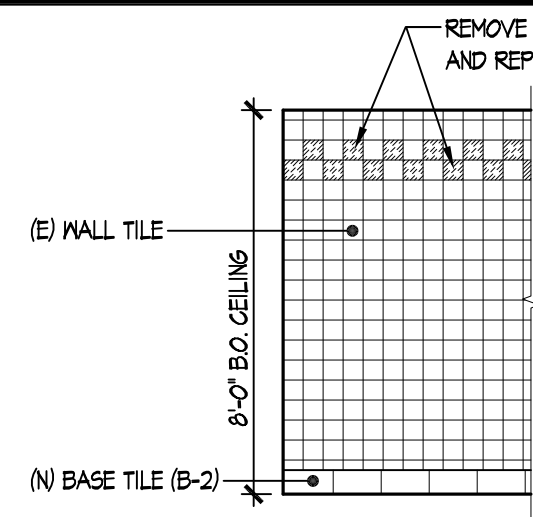
STATE OF MICHIGAN
#1301043712
REGISTERED ARCHITECT
DONALD J. WALLIN
EXPIRATION DATE: October 31, 2017

SEAL

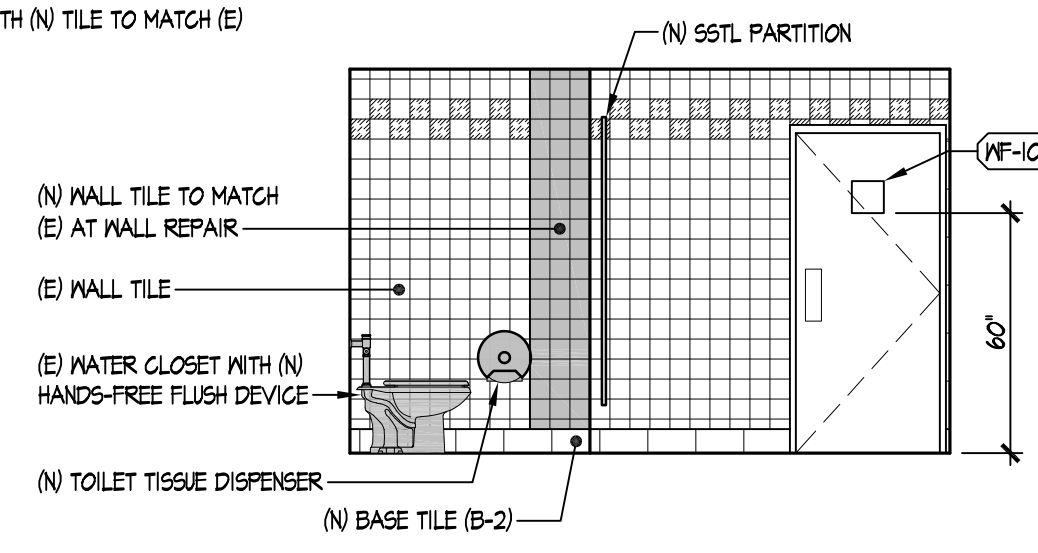
SHEET NAME
INTERIOR ELEVATIONS

SHEET NUMBER

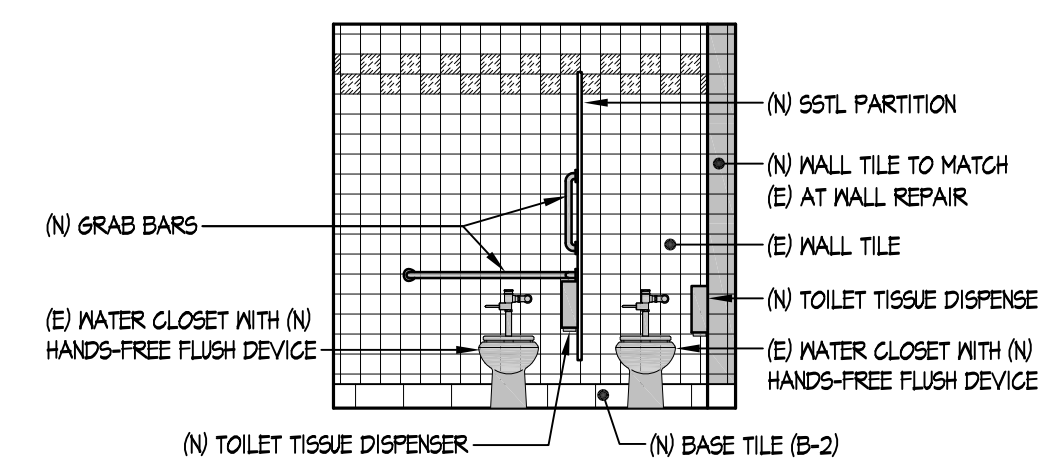
A7.1



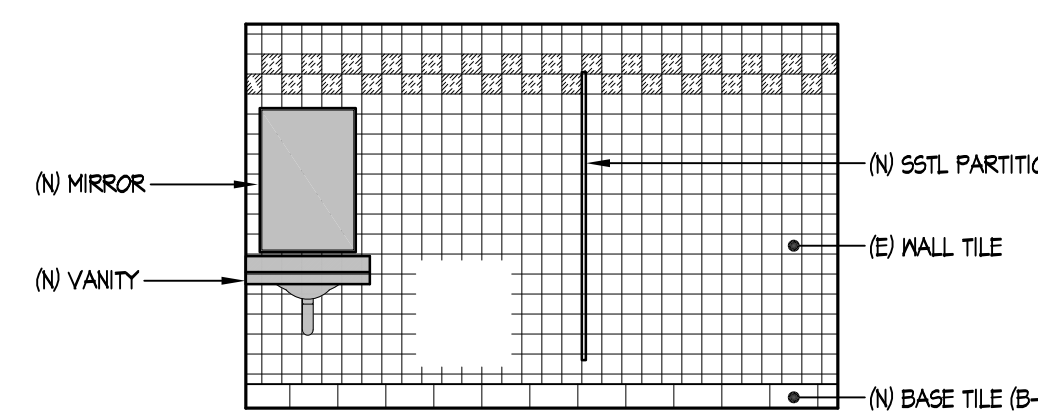
TYPICAL WALL FINISHES
SCALE: 1/4"=1'-0"



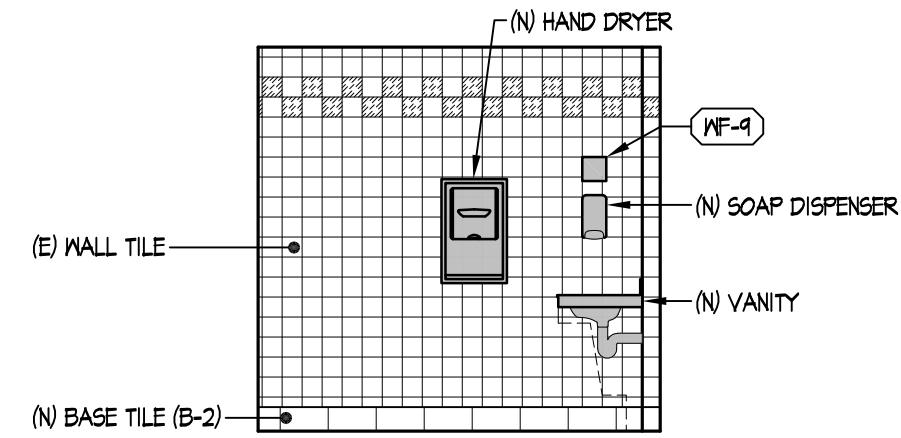
1 INTERIOR ELEVATION
SCALE: 1/4"=1'-0"



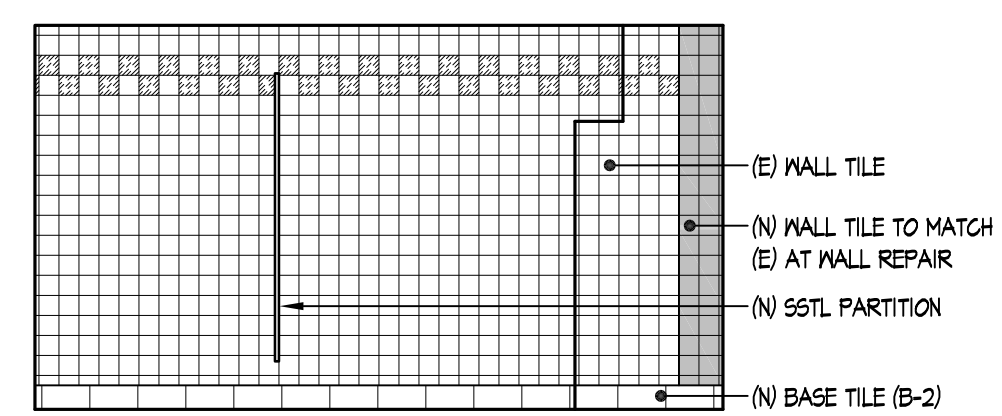
2 INTERIOR ELEVATION
SCALE: 1/4"=1'-0"



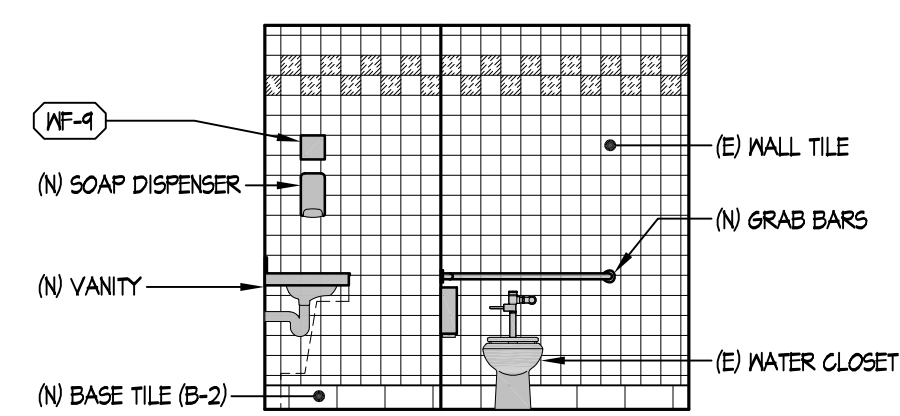
3 INTERIOR ELEVATION
SCALE: 1/4"=1'-0"



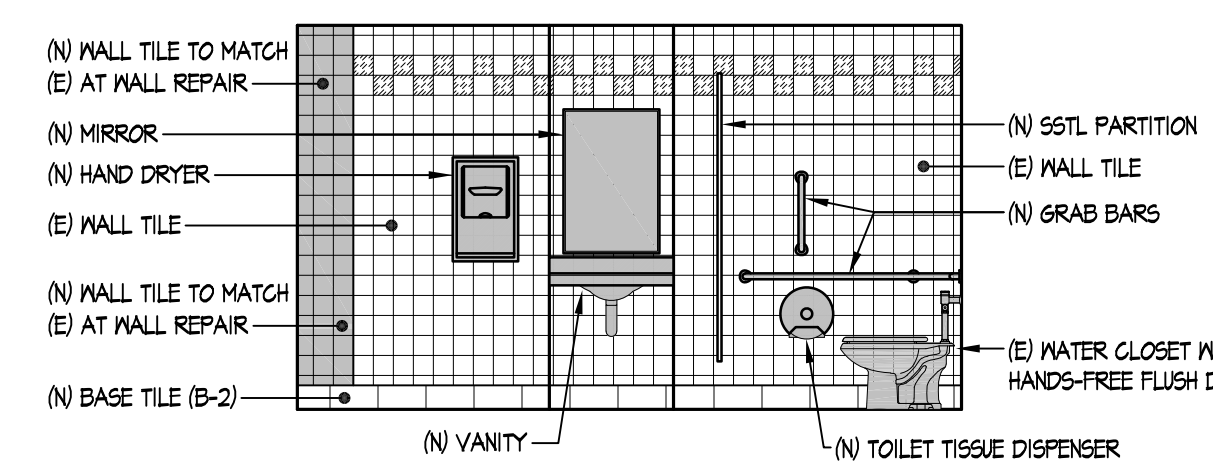
4 INTERIOR ELEVATION
SCALE: 1/4"=1'-0"



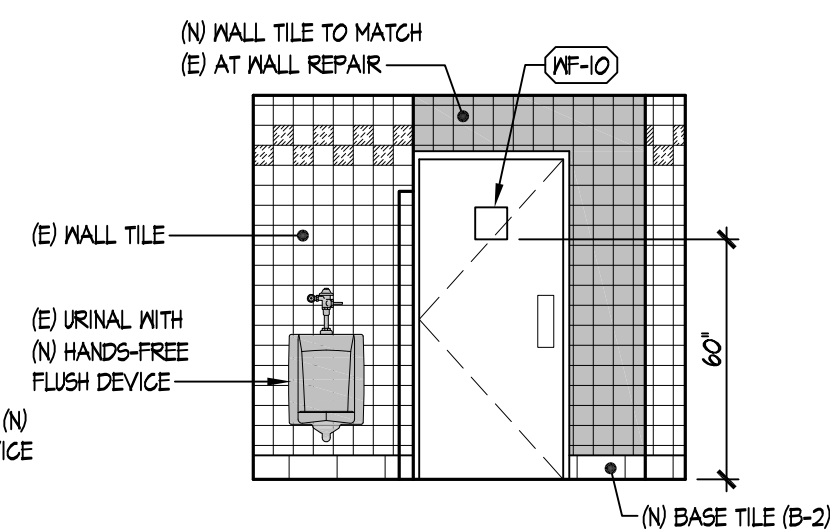
5 INTERIOR ELEVATION
SCALE: 1/4"=1'-0"



6 INTERIOR ELEVATION
SCALE: 1/4"=1'-0"



7 INTERIOR ELEVATION
SCALE: 1/4"=1'-0"



8 INTERIOR ELEVATION
SCALE: 1/4"=1'-0"

RESTROOM SCOPE OF WORK

- MINIMUM SCOPE AS NOTED BELOW CONTRACTOR SHALL FURNISH, INSTALL, AND COMPLETE ALL WORK AS NOTED BELOW. CONTRACTOR SHALL VERIFY COMPLETE SCOPE OF RESTROOM WORK WITH THE OWNER'S CONSTRUCTION REPRESENTATIVE PRIOR TO COMPLETING BID PROPOSAL.
- NEW FLOOR & BASE TILE.
 - REMOVE ALL (E) RED CHECKERED TILES AND REPLACE WITH (N) TILE TO MATCH (E).
 - NEW RESTROOM SIGNAGE.
 - NEW ACCESSORIES IN (E) LOCATIONS.
 - EXISTING WC AND URINAL IN LOCATIONS AS SHOWN (V.I.F.) WITH (N) HANDS-FREE FLUSH DEVICES.
 - (N) VANITY AS SHOWN.

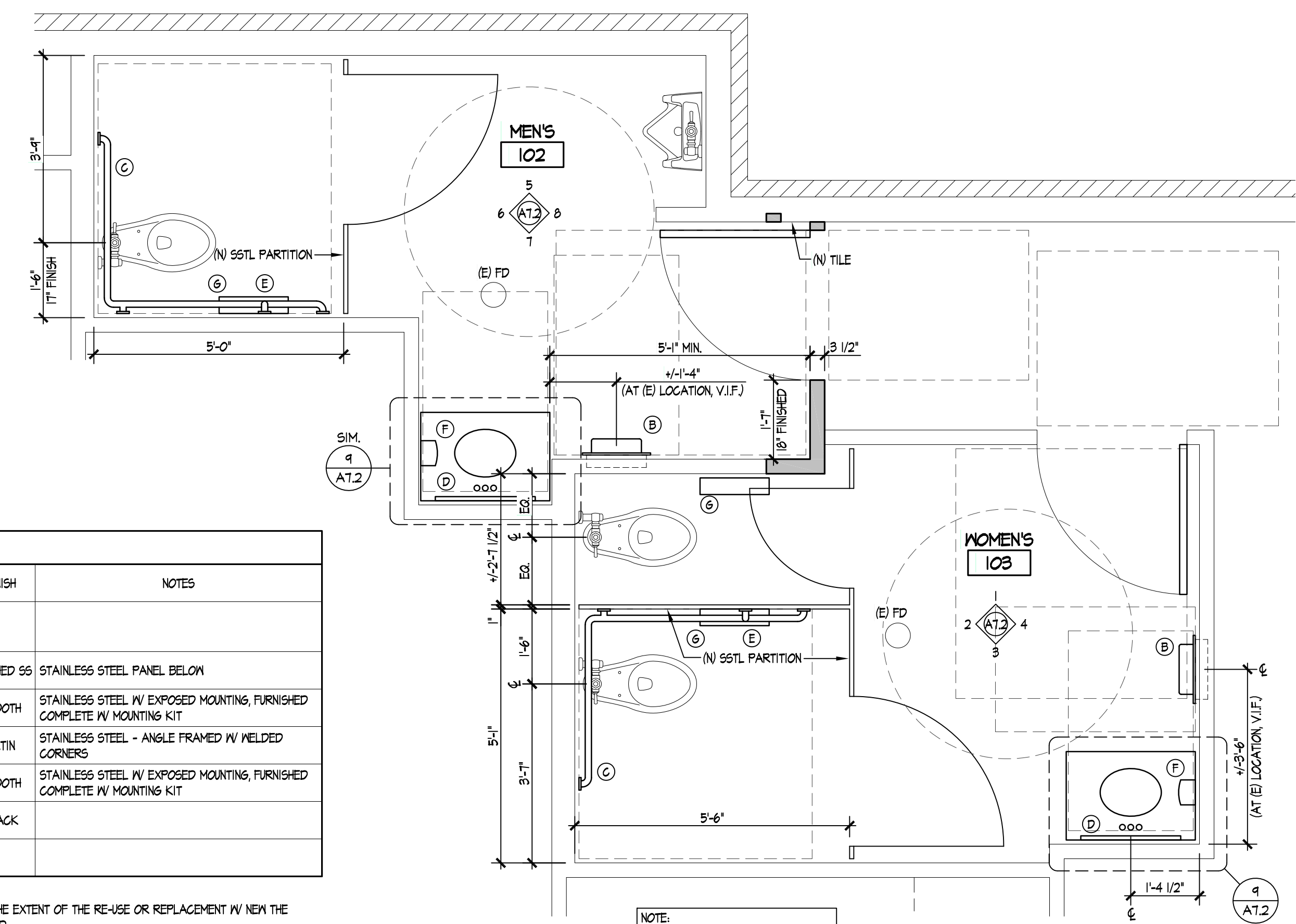
NOTE: CONTRACTOR TO PROVIDE 2x6 WOOD BLOCKING IN WALL FOR ANCHORAGE OF ALL WATER CLOSETS, GRAB BARS & TOILET TISSUE DISPENSER AS REQUIRED.

RESTROOM FIXTURE & HARDWARE SCHEDULE

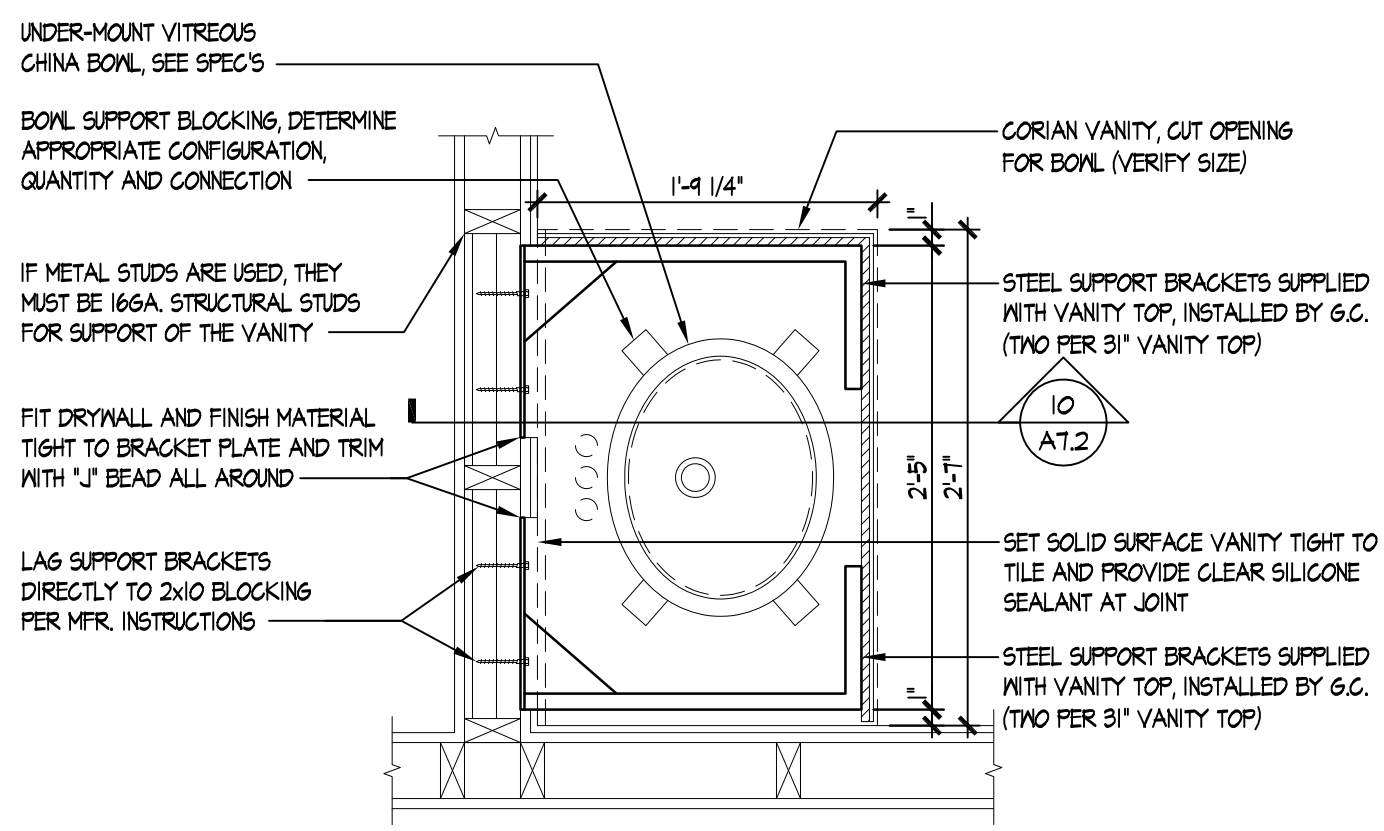
MARK	QTY	DESCRIPTION	MODEL	FINISH	NOTES
(A)		NOT USED			
(B)	2	SEMI-RECESSED HAND DRYER	XLERATOR XL-SB WITH 40502 ACCESSIBLE RECESS KIT	BRUSHED SS	STAINLESS STEEL PANEL BELOW
(C)	2	TWO-WALL TOILET COMPARTMENT GRAB BAR, 1/4" DIA	BOBRICK SERIES NO. B-610	SMOOTH	STAINLESS STEEL W/ EXPOSED MOUNTING, FURNISHED COMPLETE W/ MOUNTING KIT
(D)	2	MIRROR	ASI MODEL 0600-2436 SUPPLIED AND INSTALLED BY G.C.	SATIN	STAINLESS STEEL - ANGLE FRAMED W/ WELDED CORNERS
(E)	2	18" VERTICAL GRAB BAR	BOBRICK SERIES NO. B-610	SMOOTH	STAINLESS STEEL W/ EXPOSED MOUNTING, FURNISHED COMPLETE W/ MOUNTING KIT
(F)	2	WALL MOUNTED 'ECOLAB' HANDS-FREE SOAP DISPENSER	SUPPLIED BY KES, INSTALLED BY G.C.	BLACK	
(G)	3	TOILET TISSUE DISPENSER JIMBO ROLL, WALL MOUNTED	ASI MODEL NO. 0042		

NOTE: PRIOR TO COMPLETING BID PROPOSAL, THE CONTRACTOR SHALL VERIFY WITH THE OWNER'S CONSTRUCTION REPRESENTATIVE AS TO THE EXTENT OF THE RE-USE OR REPLACEMENT W/ NEW THE ACCESSORY ITEMS LISTED BELOW, INCLUDING REPLACEMENT OF PARTITIONS. CONTRACTOR SHALL PROVIDE AND INSTALL AS REQUIRED.

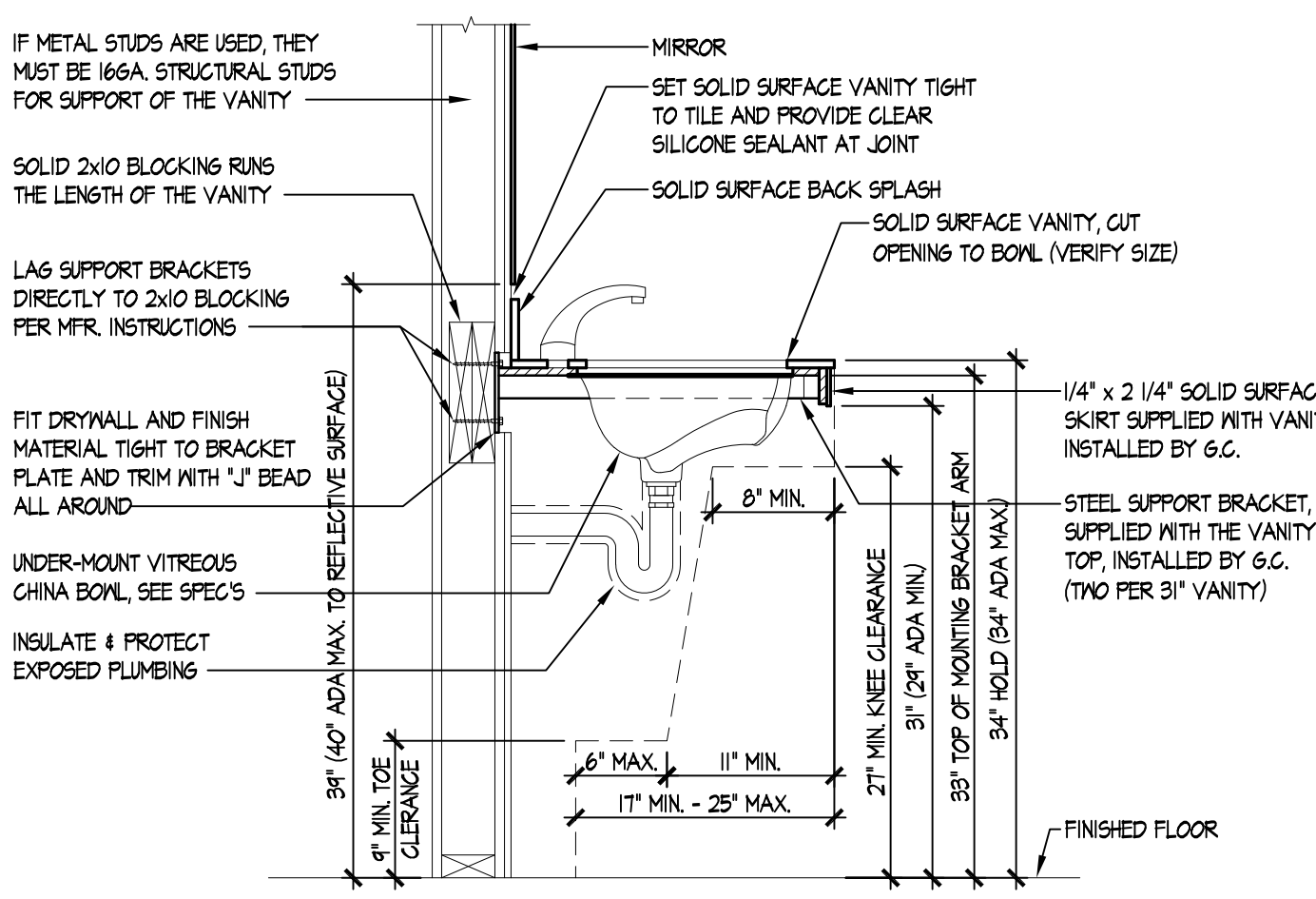
NEW PARTITIONS TO BE:
TOILET PARTITIONS - STAINLESS STEEL PARTITIONS IN 'SATIN FINISH' BY ACCURATE PARTITIONS CORP. W/ STAINLESS STEEL CONTINUOUS BRACKETS, CONTINUOUS PIANO HINGES, STAINLESS STEEL SURFACE MOUNTED SLIDE LATCH, STAINLESS STEEL SURFACE MOUNTED SLIDE LATCH, STAINLESS STEEL SHOES - FLOOR ANCHORED / OVERHEAD BRACED INSTALLATION. PROVIDED BY G.C. OR KES.
URINAL SCREENS - STAINLESS STEEL URINAL SCREEN IN 'SATIN FINISH' W/ STAINLESS STEEL CONTINUOUS BRACKETS BY ACCURATE PARTITIONS CORP. PROVIDED BY KES OR G.C.



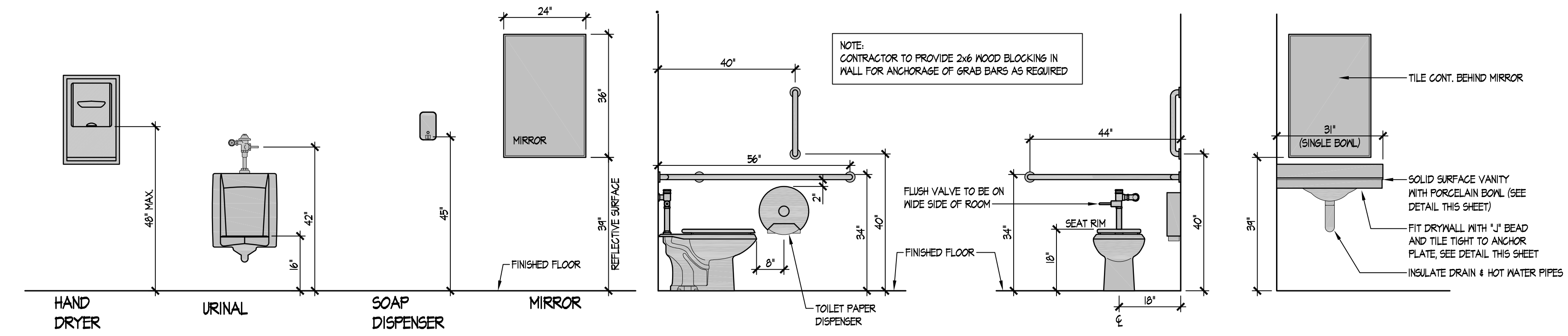
A ENLARGED RESTROOM FLOOR PLAN
SCALE: 1/2"=1'-0"



9 WOMEN'S VANITY PLAN (MEN'S SIMILAR)
SCALE: 1"=1'-0"



10 VANITY SECTION
SCALE: 1"=1'-0"



0 TYPICAL TOILET ROOM DIMENSIONS
SCALE: 1/2"=1'-0"

SITE NUMBER: 07443
BASE MODEL: CG3480
ASSET TYPE: FRANCHISEE
CLASSIFICATION: REFRESH
OWNER: STAMPEDE
BASE VERSION: 2016 FEB 10
UPGRADE CLASSIFICATION: STANDARD BASE
PROJECT YEAR: 2017
FURNITURE PACKAGE: 2017
DESIGN BULLETINS:

Wallin • Gomez Architects, Ltd.
711 South Dearborn Street
Suite 606
Chicago, IL 60605
Tel: 312-427-4702
Fax: 312-427-6611
e-mail: admin@wgaltd.com

Wendy's
STORE #07443
7149 DIXIE HIGHWAY
CLARKSTON, MI 48346

REV.	DATE	DESCRIPTION
07-28-17		ISSUED FOR REVIEW
08-07-17		ISSUED FOR PERMIT

PLOT DATE: 8/7/2017
PROJECT NUMBER: 17027
DRAWN BY: BRC, BK
CHECKED BY: DJW

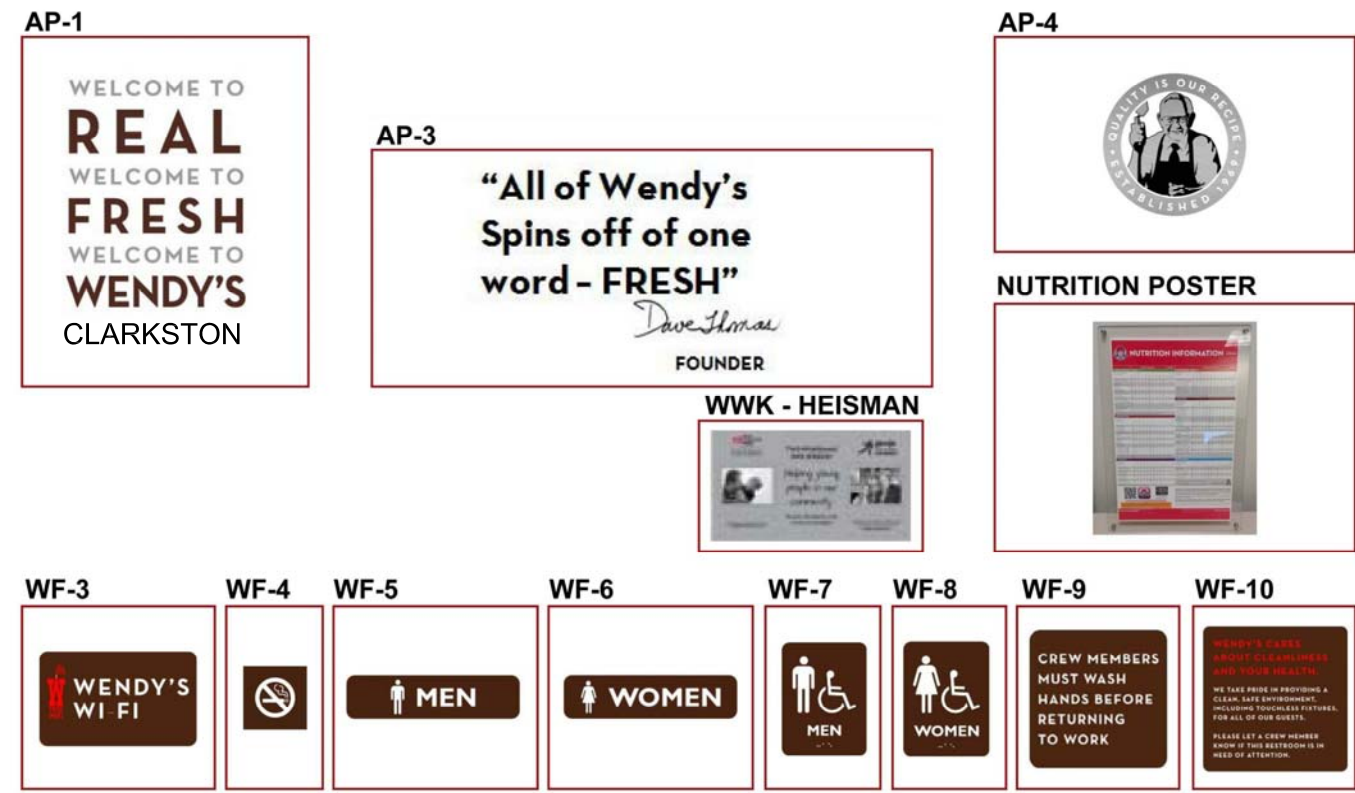
NOTICE: THIS DOCUMENT CONTAINS PROPRIETARY INFORMATION. IT SHALL NOT BE USED OR REPRODUCED OR ITS CONTENTS DISCLOSED, IN WHOLE OR IN PART WITHOUT THE PRIOR WRITTEN CONSENT OF WALLIN / GOMEZ ARCHITECTS, LTD.

THESE DRAWINGS HAVE BEEN PREPARED AT AND / OR UNDER MY SUPERVISION AND TO THE BEST OF MY KNOWLEDGE AND BELIEF CONFORM AND COMPLY WITH THE REQUIREMENTS OF THE DEPARTMENT OF BUILDING AND CODES WITH JURISDICTION.

STATE OF MICHIGAN
#1310403712
REGISTERED ARCHITECT
DONALD J. WALLIN
EXPIRATION DATE: October 31, 2017

SHEET NAME
INTERIOR ELEVATIONS AT RESTROOMS

SHEET NUMBER
A7.2



GENERAL NOTES

- G.C. SHALL COORDINATE ALL REQUIREMENTS OF MILLWORK, SPECIALTIES, EQUIPMENT, AND FURNISHINGS WITH OWNER PRIOR TO START OF WORK.
- ALL ELECTRICAL & PLUMBING REQUIREMENTS FOR THE INSTALLATION OF MILLWORK, SPECIALTIES, EQUIPMENT, AND FURNISHINGS IS THE RESPONSIBILITY OF THE G.C.
- ALL OF THE EQUIPMENT LISTED IS TO BE FURNISHED BY THE KITCHEN EQUIPMENT SUPPLIER UNLESS NOTED OTHERWISE.
- KITCHEN EQUIPMENT SUPPLIER PROVIDES LABOR FOR UNCRATING, ASSEMBLY AND SETTING OF EQUIPMENT.
- KITCHEN EQUIPMENT SUPPLIER WILL SUPPLY CRITICAL DIMENSIONS, PLUMBING AND ELECTRICAL SPECIFICATIONS FOR EQUIPMENT SUPPLIED BY THE KITCHEN EQUIPMENT SUPPLIER.
- ELECTRICAL AND PLUMBING CONTRACTOR TO MAKE FINAL CONNECTION TO EQUIPMENT
- SEE INTERIOR ELEVATIONS FOR ARTPACK GRAPHIC LOCATIONS.
- SIGNAGE TO BE SUBMITTED UNDER SEPARATE PERMIT.
- THE GENERAL CONTRACTOR SHALL PROVIDE A CONTINGENCY BID FOR WORK IN THE BACK OF HOUSE/KITCHEN AREA BEYOND THE SCOPE OF THIS REMODEL SHOWN ON THESE DOCUMENTS. COORDINATE ANY/ALL WORK BID, PROPOSED, OR REQUIRED WITH THE WENDY'S CONSTRUCTION REPRESENTATIVE PRIOR TO PURCHASING OR BEGINNING ANY WORK BEYOND THE LIMITED SCOPE SHOWN ON THESE CONSTRUCTION DOCUMENTS.
- THE CONTRACTOR SHALL PROVIDE AND INSTALL SOLID WOOD BLOCKING FOR ALL WALL MOUNTED ITEMS, SIGNAGE, EQUIPMENT, MILLWORK, ETC... COORDINATE LOCATIONS WITH OWNER'S CONSTRUCTION REPRESENTATIVE AS NECESSARY.
- EXISTING EQUIPMENT TO REMAIN UNLESS NOTED OTHERWISE.

EQUIPMENT SCHEDULE				
MARK	DESCRIPTION OF EQUIPMENT	REMARKS	FURNISHED BY	INSTALLED BY
AQ100	1	FREESTYLE SYSTEM DRIVE-THRU	O	O
AO501	4	ICED TEA DISPENSER-NARROW OVAL	ES	ES
CO32	1	6 HOLE CUP DISPENSERS (SADDLE TYPE)	ES	ES
CO20R	2	SOAP DISPENSER	OWNER TO VERIFY ACTUAL EQUIPMENT/MODEL TO BE USED	ES
CO40R	2	HAND DRYER - CUSTOMER RESTROOM	OWNER TO VERIFY ACTUAL EQUIPMENT/MODEL TO BE USED	O
CO40I	2	NAPKIN DISPENSER	ES	ES
CO100	3	TOILET TISSUE DISPENSER	O	O
C1502	2	KETCHUP PUMP	ES	ES
C1801	2	LID/STRAW DISPENSER	ES	ES

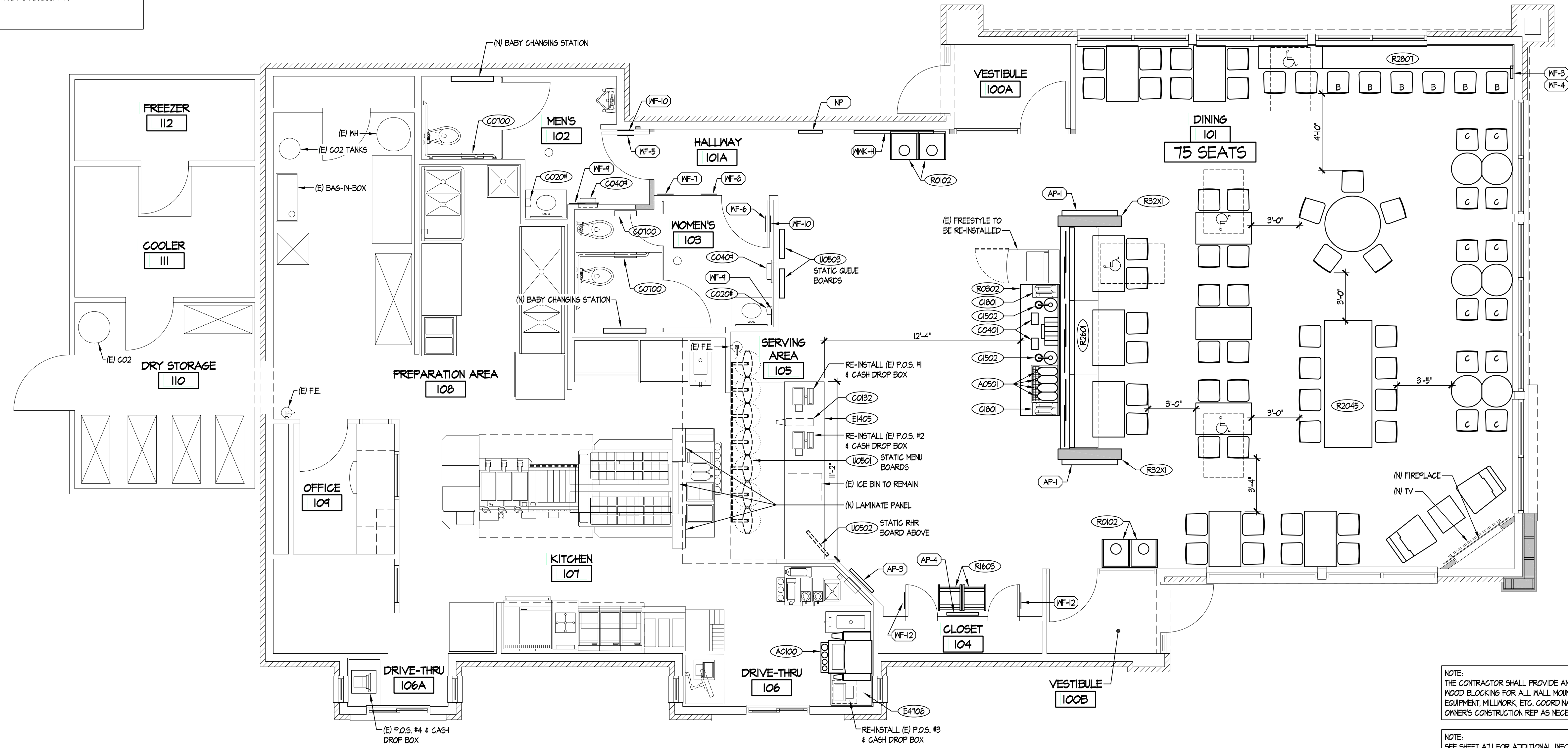
O=OWNER GG=GENERAL CONTRACTOR EG=ELECTRICAL CONTRACTOR PG=PLUMBING CONTRACTOR ES=EQUIPMENT SUPPLIER

EQUIPMENT SCHEDULE				
MARK	DESCRIPTION OF EQUIPMENT	REMARKS	FURNISHED BY	INSTALLED BY
E1405	1	FRONT COUNTER TOP	ES	ES
E4108	1	DRIVE-THRU REGISTER COUNTER	ES	ES
RO302	1	CONDIMENT STAND (W/ DRAIN)	ES	ES
RO102	4	TRASH RECEPTACLE	ES	ES

O=OWNER GG=GENERAL CONTRACTOR EG=ELECTRICAL CONTRACTOR PG=PLUMBING CONTRACTOR ES=EQUIPMENT SUPPLIER

EQUIPMENT SCHEDULE				
MARK	DESCRIPTION OF EQUIPMENT	REMARKS	FURNISHED BY	INSTALLED BY
R1605	2	HIGH CHAIRS	ES	ES
R2045	1	FREESTANDING COMMUNITY M-TABLE (8 SEATS)	ES	ES
R2601	1	14'-0" BANQUETTE	ES	ES
R2801	1	11'-0" COUNTER (8 SEAT)	ES	ES
RS2X1	2	WELCOME WALL	ES	ES
U0501	1	STATIC MENU BOARD	O	O
U0502	1	STATIC MERCHANDISER (REDHEAD ROASTERS)	O	O
U0503	2	STATIC QUEUING BOARD	O	O

O=OWNER GG=GENERAL CONTRACTOR EG=ELECTRICAL CONTRACTOR PG=PLUMBING CONTRACTOR ES=EQUIPMENT SUPPLIER



NOTE: THE CONTRACTOR SHALL PROVIDE AND INSTALL SOLID WOOD BLOCKING FOR ALL WALL MOUNTED ITEMS, SIGNAGE, EQUIPMENT, MILLWORK, ETC. COORDINATE LOCATIONS WITH OWNER'S CONSTRUCTION REP AS NECESSARY.

NOTE: SEE SHEET A1.1 FOR ADDITIONAL INFO ON ARTPACK AND WAYFINDING ITEMS

TRUE NORTH REF. NORTH
1 EQUIPMENT PLAN
 SCALE: 1/4"=1'-0"

SITE NUMBER: 07443
 BASE MODEL: CG3480
 ASSET TYPE: FRANCHISEE
 CLASSIFICATION: REFRESH
 OWNER: STAMPEDE
 BASE VERSION: 2016 FEB 10
 UPGRADE CLASSIFICATION: STANDARD BASE
 PROJECT YEAR: 2017
 FURNITURE PACKAGE: 2017
 DESIGN BULLETINS:

Wallin-Gomez Architects, Ltd.
 711 South Dearborn Street
 Suite 606
 Chicago, IL 60605
 Tel: 312-427-4702
 Fax: 312-427-6611
 e-mail: admin@wgaltd.com

Wendy's
 STORE #07443
 7149 DIXIE HIGHWAY
 CLARKSTON, MI 48346

REV.	DATE	DESCRIPTION
07-28-17		ISSUED FOR REVIEW
08-07-17		ISSUED FOR PERMIT

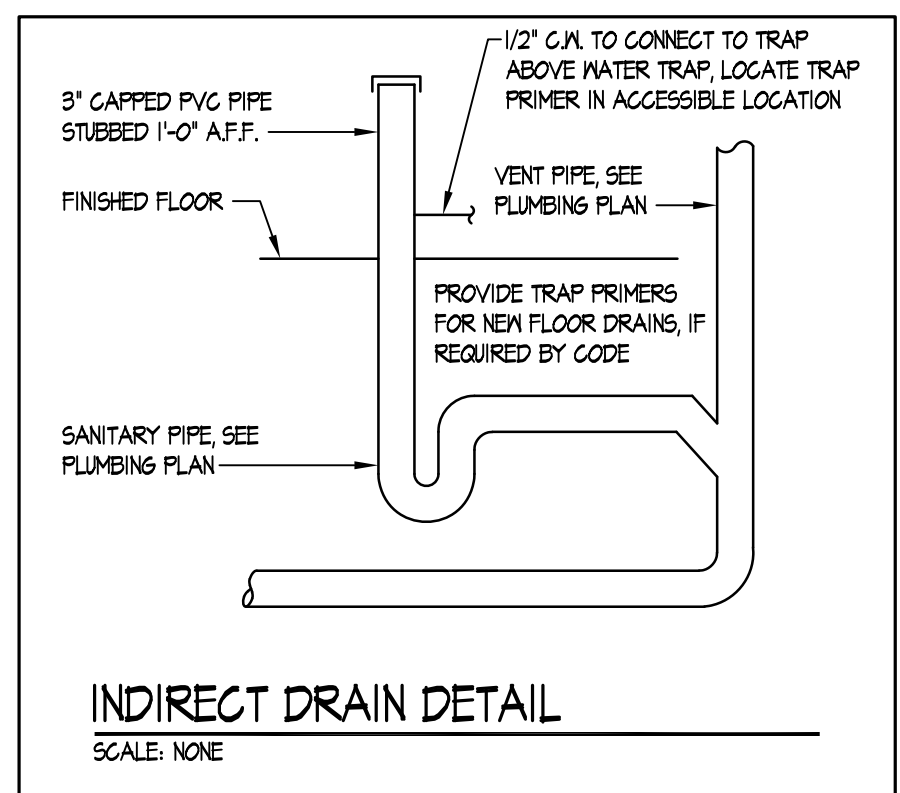
PLOT DATE: 8/7/2017
 PROJECT NUMBER: 17027
 DRAWN BY: BRC, BK
 CHECKED BY: DJW

NOTICE: THIS DOCUMENT CONTAINS PROPRIETARY INFORMATION. IT SHALL NOT BE USED OR REPRODUCED OR ITS CONTENTS DISCLOSED, IN WHOLE OR IN PART WITHOUT THE PRIOR WRITTEN CONSENT OF WALLIN / GOMEZ ARCHITECTS, LTD.

THESE DRAWINGS HAVE BEEN PREPARED AT AND / OR UNDER MY SUPERVISION AND TO THE BEST OF MY KNOWLEDGE AND BELIEF CONFORM AND COMPLY WITH THE REQUIREMENTS OF THE DEPARTMENT OF BUILDING AND CODES HAVING JURISDICTION.

STATE OF MICHIGAN
 #1301043712
 REGISTERED ARCHITECT
 DONALD J. WALLIN
 EXPIRATION DATE: October 31, 2017

SHEET NUMBER
EQ1.1



INDIRECT DRAIN DETAIL
SCALE: NONE

PLUMBING FIXTURE INFORMATION

- WATER CLOSETS (WC-1)**
- NO. 11-SMO SLOAN 'ROYAL' OPTIMA TMO TRANSFORMER POWERED FLUSHMETER (1.6 GAL/FLUSH) OR TC AUTO FLUSH CLAMP FROM UNSOURCE.
- LAVATORY (LAV-1)**
- AMERICAN STANDARD 0495.221 VITREOUS CHINA UNDER-COUNTER SINK WITH FRONT OVERFLOW AND SUPPLIED MOUNTING KIT. INSTALL PER MANUFACTURER AND ADA REQUIREMENTS. DRAIN AND WATER SUPPLY TO BE INSULATED WITH TREBRO LAVIQUARD INSULATION OR EQUAL.
 - CORIAN VANITY TOP, OVERALL SIZE 31"x20" PORCELAIN BOWL (WHITE) INCLUDED, OVERALL SIZE 31"x19". MOUNT PER ADA REQUIREMENTS. REFER TO ARCH PLANS FOR DETAILS.
 - NO. 8872 MCGUIRE ADJUSTABLE CAST BRASS 1" TRAP WITH TUBING DRAIN TO MALL 1-1/4" INLET AND OUTLET, CLEANOUT PLUG ESCUTCHEON.
 - NO. 8519/VP/2DC AMERICAN STANDARD "INNEBROOK" ELECTRONIC AUTOMATIC FAUCET.
 - OR
 - NO. 8801 MOEN ELECTRONIC FAUCET.
 - NO. 167 MCGUIRE FLEXIBLE TUBE RISER, WHEEL HANDLE STOP, ESCUTCHEON, PROVIDE WITH WALL HANGERS.
- URINAL (UR-1)**
- NO. 186 SLOAN 'ROYAL' HARDWIRED POWERED FLUSHMETER (0.25 GAL/FLUSH)

PLUMBING ABBREVIATIONS

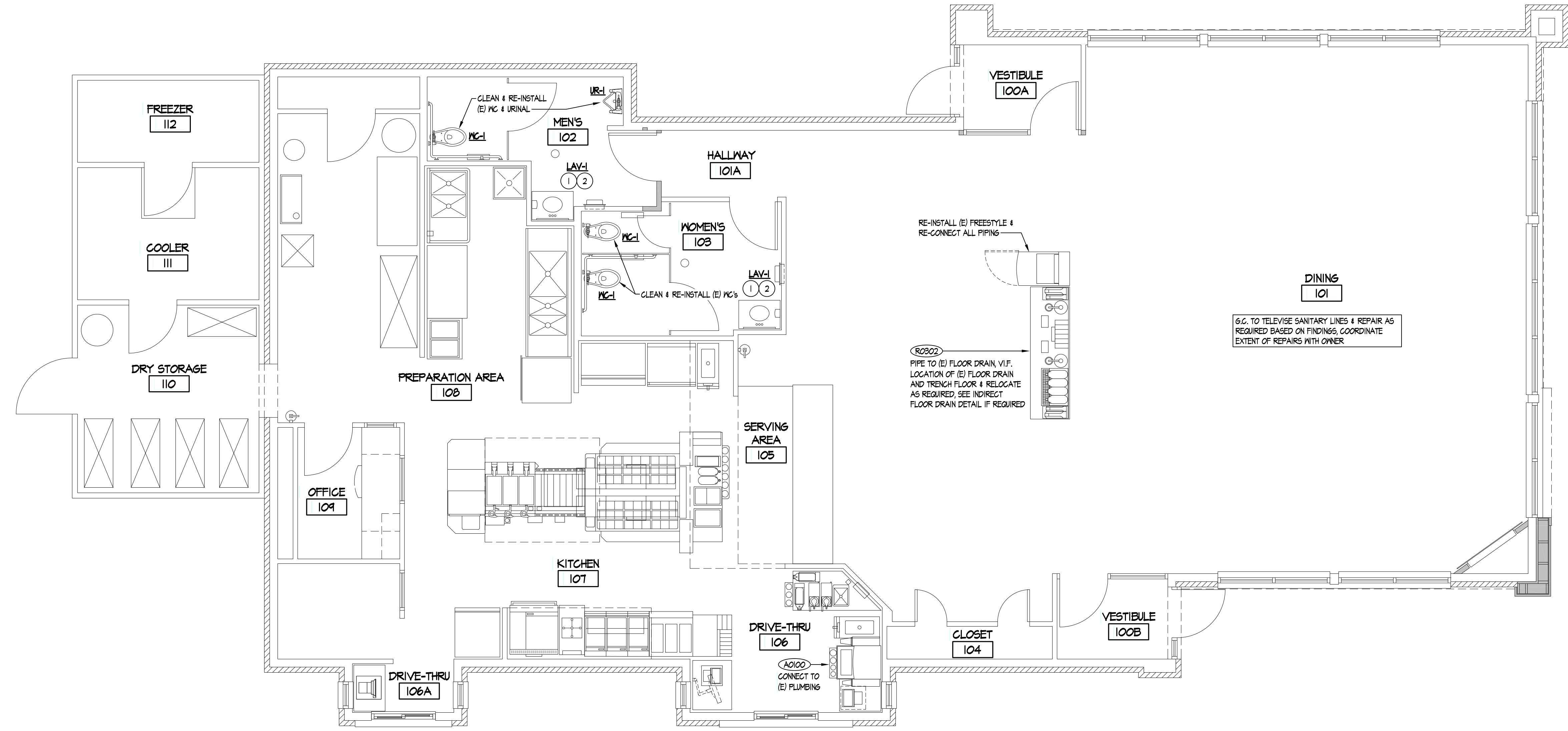
AB	ABOVE	GPM	GALLONS PER MINUTE
AFF	ABOVE FINISHED FLOOR	HB	HOSE BIBB
ARCH	ARCHITECT	HC	HEATING CONTRACTOR
BEL	BELON	HP	HORSEPOWER
BLDG	BUILDING	HW	HOT WATER
CLS	CELLING	HWR	HOT WATER RETURN
CO	CLEAN OUT	INV	INVERT
CONT	CONTINUATION	LAV	LAVATORY
CM	COLD WATER	MAX	MAXIMUM
CONTR	CONTRACTOR	MFR	MANUFACTURER
COORD	COORDINATE	MT	MOUNT
DISC	DISCONNECT	NTS	NOT TO SCALE
DN	DOWN	PC	PLUMBING CONTRACTOR
EA	EACH	PLB6	PLUMBING
EG	ELECTRICAL CONTRACTOR	RD	ROOF DRAIN
EX	EXISTING	RTU	ROOFTOP UNIT
ENG	ELECTRIC WATER COOLER	FD	FLOOR DRAIN
FCO	FLOOR CLEAN OUT	FLX	FLOOR
FD	FLOOR DRAIN	FLR	FLOOR
FLX	FLOOR	FLR	FLOOR
FLR	FLOOR	FPF	FIRE PROTECTION CONTRACTOR
FPF	FIRE PROTECTION CONTRACTOR	FURN	FURNISH
FURN	FURNISH	FV	FLUSH VALVE
FV	FLUSH VALVE	G	GAS
G	GAS	GAL	GALLON
GAL	GALLON	GC	GENERAL CONTRACTOR
GC	GENERAL CONTRACTOR	GPH	GALLONS PER HOUR
GPH	GALLONS PER HOUR		
		SB	SANITARY
		SS	SERVICE SINK
		TYP	TYPICAL
		TM	TEMPERED WATER
		UR	URINAL
		V	VENT
		VTR	VENT THRU ROOF
		WC	WATER CLOSET
		WCO	WALL CLEAN OUT
		WH	WATER HEATER
		WTH	WATER HEATER

GENERAL NOTES

1. PLUMBING CONTRACTOR SHALL MAKE ALL CONNECTIONS TO KITCHEN EQUIPMENT AND MECHANICAL EQUIPMENT UNLESS OTHERWISE NOTED.
2. CONTRACTOR TO VISIT THE SITE PRIOR TO BID AND VERIFY ALL EXISTING CONDITIONS.
3. ANY DAMAGES TO ANY EXISTING WALLS, FLOORS, FINISHES ETC. BY THIS CONTRACTOR ARE TO BE REPAIRED AT THIS CONTRACTOR'S EXPENSE.

PLAN NOTES

1. ALL VENT PIPING TO BE HIGHER THAN ANY ROOFTOP INTAKE. VERIFY IN FIELD AND EXTEND HEIGHT AS REQUIRED.
2. PROVIDE AND INSTALL NEW FIXTURES/FLUSH VALVE PER SPECIFICATIONS WHEN REQUIRED. CONNECT AND EXTEND EXISTING WATER AND SANITARY PIPES TO NEW FIXTURE LOCATIONS AS REQUIRED.

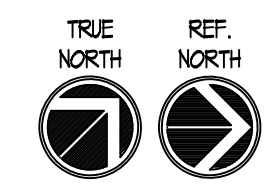


ATTENTION ALL BIDDERS:
COKE CONTRACTOR TO PROVIDE AND INSTALL ALL FILTERED WATER LINES FOR STORE REMODEL

ATTENTION ALL BIDDERS:
REFER TO WENDY'S APPROVED SUPPLIER LIST ON SPEC SHEET TO OBTAIN NATIONAL ACCOUNT PHONE NUMBERS AND CONTACTS

LEGEND

— SAN —	SANITARY WASTE LINE	VTR	VENT THRU ROOF
— GM —	GREASE WASTE LINE	—○—	PIPING RISE
— CM —	DOMESTIC COLD WATER LINE	—○—	PIPING DROP
— HW —	DOMESTIC HOT WATER LINE	— —	VALVE
— H —	TEMPERED WATER LINE	— H	WALL HYDRANT
— G —	VENT LINE	—FCN—	FILTERED COLD WATER
		— G —	GAS LINE
		—⊗—	CONNECT TO EXISTING



1 PLUMBING PLAN
SCALE: 1/4"=1'-0"

SITE NUMBER: 07443
BASE MODEL: CG3480
ASSET TYPE: FRANCHISEE
CLASSIFICATION: REFRESH
OWNER: STAMPEDE
BASE VERSION: 2016 FEB 10
UPGRADE CLASSIFICATION: STANDARD BASE
PROJECT YEAR: 2017
FURNITURE PACKAGE: 2017
DESIGN BULLETINS:

Wallin • Gomez Architects, Ltd.
711 South Dearborn Street
Suite 606
Chicago, IL 60605
Tel: 312-427-4702
Fax: 312-427-6611
e-mail: admin@wgalt.com

Wendy's
STORE #07443
7149 DIXIE HIGHWAY
CLARKSTON, MI 48346

REV.	DATE	DESCRIPTION
07-28-17		ISSUED FOR REVIEW
08-07-17		ISSUED FOR PERMIT

PLOT DATE: 8/7/2017
PROJECT NUMBER: 17027
DRAWN BY: BRC, BK
CHECKED BY: DJW

NOTICE: THIS DOCUMENT CONTAINS PROPRIETARY INFORMATION. IT SHALL NOT BE USED OR REPRODUCED OR ITS CONTENTS DISCLOSED, IN WHOLE OR IN PART WITHOUT THE PRIOR WRITTEN CONSENT OF WALLIN / GOMEZ ARCHITECTS, LTD.

THESE DRAWINGS HAVE BEEN PREPARED AT AND/OR UNDER MY SUPERVISION AND TO THE BEST OF MY KNOWLEDGE AND BELIEF CONFORM AND COMPLY WITH THE REQUIREMENTS OF THE DEPARTMENT OF BUILDING AND CODES HAVING JURISDICTION.

STATE OF MICHIGAN
#1301043712
REGISTERED ARCHITECT
DONALD J. WALLIN
EXPIRATION DATE: October 31, 2017

SEAL

SHEET NAME
PLUMBING PLAN

SHEET NUMBER
P1.1

LIGHTING FIXTURE SCHEDULE

FIXTURE SYMBOL	NUMBER	LAMPS				GENERAL FIXTURE DESCRIPTION	FINISH	MOUNTING	SIZE			FEEDERS		REMARKS	
		FLUOR.	LED	W/ HALIDE INCLUD.	LAMP NO.				WIDTH	LENGTH	DEPTH	CONDTR	WIRE GROUND		CONDUIT
A-1	1	0	0	0	0	INTEGRAL	HALO HT50T-RL6030WH	RECESSED LED	0	0	0	0	0	0	
A-2	1	0	0	0	0	INTEGRAL	HALO HT50T-RAS60430WH	RECESSED ADJUSTABLE (EYE-BALL)	0	0	0	0	0	0	ADJUST LIGHTING TO SHINE ON SIGNAGE
K-10	1	17	0	0	0	INTEGRAL	TLI MS-L16.8-120-BRZ	WALL SCONCE (EXTERIOR)	0	0	0	0	0	0	REPLACES 'HERITAGE' K-4 FIXTURE
UM-2	3	0	0	0	0	INTEGRAL	NORA NRS80-500-WEN	SMALL DECORATIVE PENDANT	0	0	0	0	0	0	BOTTOM @ 6'-8" AFF.
EX-1 SR	1	0	0	0	0	(LAMPS FURNISHED WITH FIXTURES)	BEST LIGHTING RHLED1-PYP-RIB (BLACK)	REMOTE HEAD (SINGLE)	0	0	0	0	0	0	SINGLE REMOTE HEAD
EM-2	2	1	0	0	0	INTEGRAL	SURE-LITES APEL	EMERGENCY LED	0	0	0	0	0	0	W/90 MIN. BATTERY PACK

- ALL FIXTURES TO BE PROVIDED BY ELECTRICAL CONTRACTOR UNLESS OTHERWISE NOTED. ELECTRICAL CONTRACTOR TO VERIFY COLOR SCHEME BEFORE PLACING ORDER.
- L.S.I. INDUSTRIES IS AN APPROVED MANUFACTURER AND SHOULD BE CONSIDERED AN APPROVED EQUAL FOR ALL FIXTURES.
- PROVIDE FLAME GUARD LAMP MODEL #LED-40000N-P IN EACH LIGHT FIXTURE PROVIDED WITH NEW HOOD

ATTENTION ALL BIDDERS
REFER TO WENDY'S APPROVED SUPPLIER LIST ON SPEC SHEET TO OBTAIN NATIONAL ACCOUNT PHONE NUMBERS AND CONTACTS

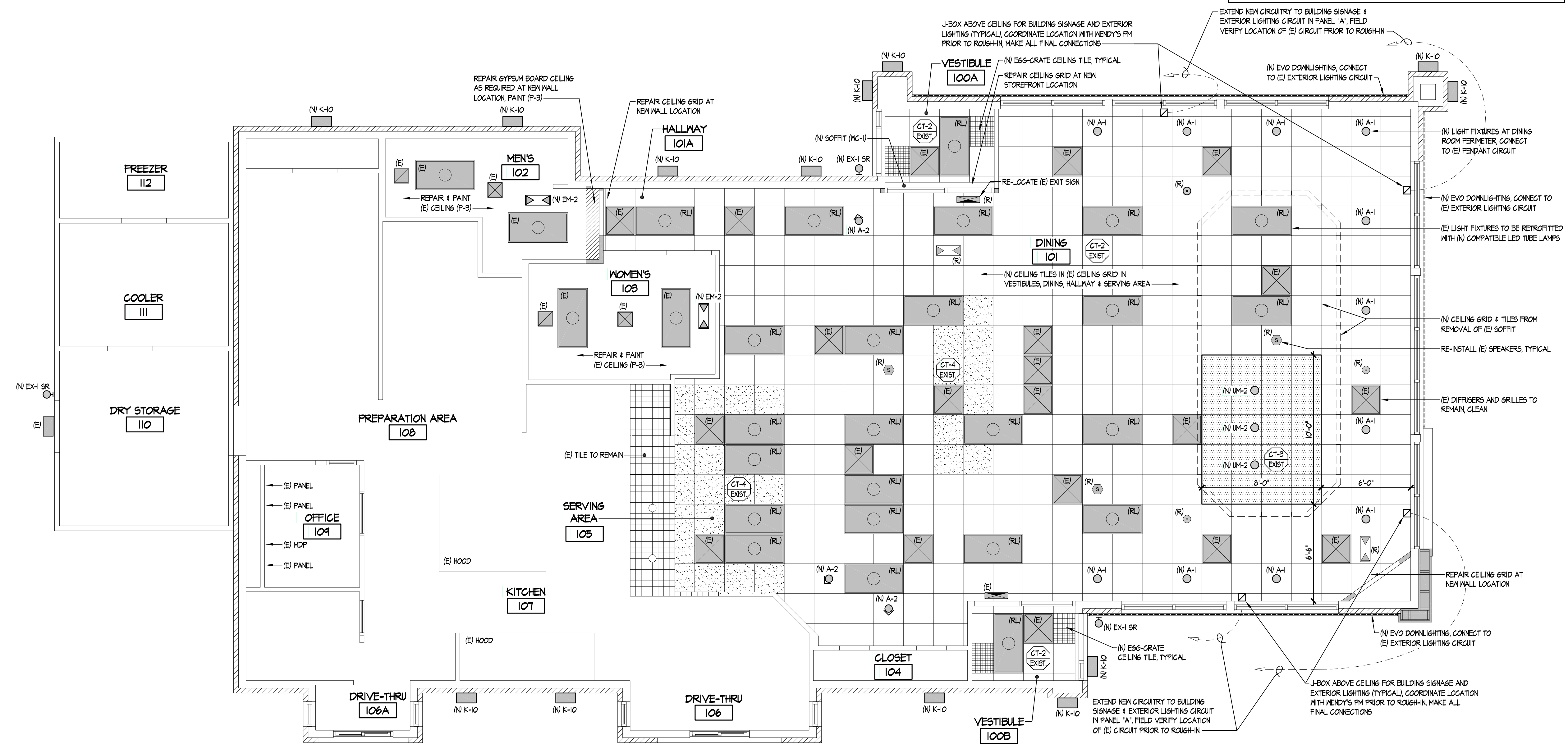
RCP LEGEND

	NEW ACOUSTICAL CEILING TILES (CT-1) & (CT-2)		FLUORESCENT LIGHT FIXTURE
	NEW ACOUSTICAL CEILING TILES (CT-3)		HANGING LIGHT FIXTURE
	NEW WASHABLE ACOUSTICAL CEILING TILES (CT-4)		RECESSED OR WALL WASH CAN LIGHT FIXTURE
	SUPPLY AIR DIFFUSER, SEE SCHEDULE		WALL MOUNTED LIGHT FIXTURE
	RETURN AIR GRILLE, SEE SCHEDULE		REMOTE EMERGENCY FLOOD LIGHT
	CEILING TYPE		CEILING SPEAKER
	CEILING HEIGHT		SECURITY CAMERA
	CEILING MOUNTED EMERGENCY FLOOD LIGHT		WALL MOUNTED EMERGENCY FLOOD LIGHT
	CEILING MOUNTED EXIT SIGN		CEILING MOUNTED EXIT SIGN
	SINGLE POLE WALL SWITCH AT 4'-6" AFF.		

(E)* = INDICATES EXISTING CEILING/WALL MOUNTED ITEMS TO REMAIN
(D)* = INDICATES EXISTING CEILING MOUNTED ITEMS TO BE DEMOLISHED
(R)* = INDICATES EXISTING CEILING MOUNTED ITEMS TO BE REMOVED, CLEANED & RE-INSTALLED OR RELOCATED
(RL)* = INDICATES EXISTING FIXTURE TO REMAIN AND RE-LAMPED

GENERAL NOTES

- HOLD DOWN CLIPS SHALL BE PROVIDED FOR CEILING TILES IN THE VESTIBULES.
- SEE INTERIOR FINISH SPECIFICATIONS FOR CEILING TILE.
- DO NOT SCREW THE CEILING GRID TO THE STAINLESS STEEL HOODS, USE DOUBLE-FACED TAPE.
- REFER TO DEMO RCP, ELECTRICAL AND/OR HVAC DRAWINGS FOR ADDITIONAL INFORMATION REGARDING FIXTURES, DEVICES AND EQUIPMENT SHOWN ON THIS PLAN.
- VERIFY EXISTING MUSIC SYSTEM IN DINING ROOM, COORDINATE REQUIREMENTS WITH WENDY'S REP.
- VERIFY EXISTING WIFI SYSTEM, COORDINATE REQUIREMENTS WITH WENDY'S REP.
- EMERGENCY LIGHT SYSTEM IS DESIGNED WITH A MINIMUM OF (1) FOOT-CANDLE.



TRUE NORTH REF. NORTH
1 REFLECTED CEILING & LIGHTING PLAN
 SCALE: 1/4"=1'-0"

SITE NUMBER: 07443
 BASE MODEL: CG3480
 ASSET TYPE: FRANCHISEE
 CLASSIFICATION: REFRESH
 OWNER: STAMPEDE
 BASE VERSION: 2016 FEB 10
 UPGRADE CLASSIFICATION: STANDARD BASE
 PROJECT YEAR: 2017
 FURNITURE PACKAGE: 2017
 DESIGN BULLETINS:

Wallin-Gomez Architects, Ltd.
 711 South Dearborn Street
 Suite 606
 Chicago, IL 60605
 Tel: 312-427-4702
 Fax: 312-427-6611
 e-mail: admin@wgaltd.com

Wendy's
 STORE #07443
 7149 DIXIE HIGHWAY
 CLARKSTON, MI 48346

REV.	DATE	DESCRIPTION
07-28-17		ISSUED FOR REVIEW
08-07-17		ISSUED FOR PERMIT

PLOT DATE: 8/7/2017
 PROJECT NUMBER: 17027
 DRAWN BY: BRC, BK
 CHECKED BY: DJW

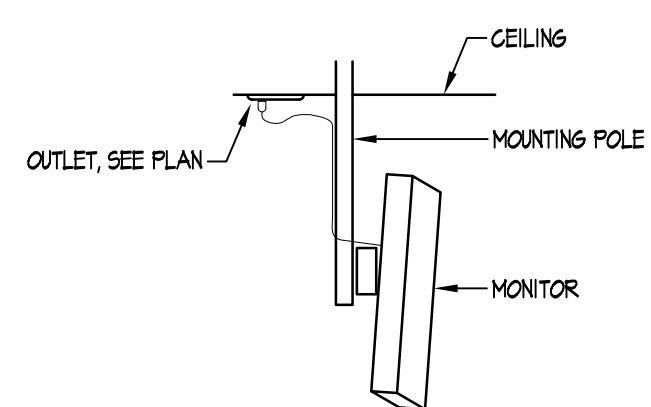
NOTICE: THIS DOCUMENT CONTAINS PROPRIETARY INFORMATION. IT SHALL NOT BE USED OR REPRODUCED OR ITS CONTENTS DISCLOSED, IN WHOLE OR IN PART WITHOUT THE PRIOR WRITTEN CONSENT OF WALLIN / GOMEZ ARCHITECTS, LTD.

THESE DRAWINGS HAVE BEEN PREPARED AT AND / OR UNDER MY SUPERVISION AND TO THE BEST OF MY KNOWLEDGE AND BELIEF CONFORM AND COMPLY WITH THE REQUIREMENTS OF THE DEPARTMENT OF BUILDING AND CODES HAVING JURISDICTION.

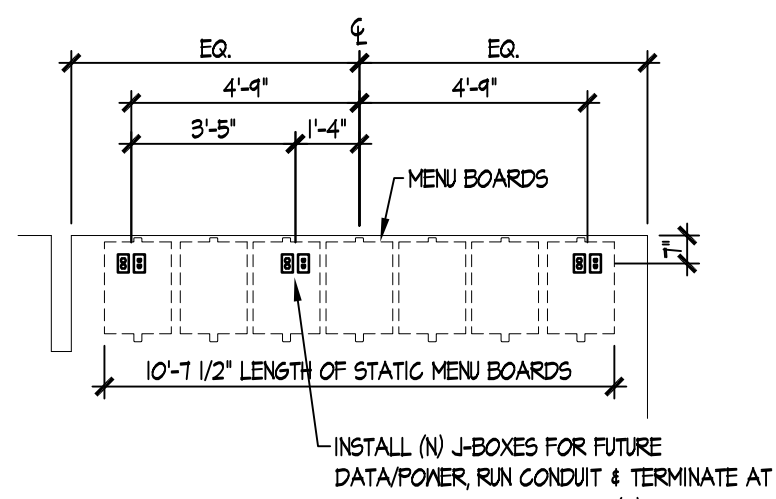
STATE OF MICHIGAN
 #1301043712
 REGISTERED ARCHITECT
 DONALD J. WALLIN
 EXPIRATION DATE: October 31, 2017

SHEET NUMBER
REFLECTED CEILING & LIGHTING PLAN
 SHEET NUMBER
E1.1

LEGEND					
	120V-1PH JUNCTION BOX		20 AMP 120V-1PH DUPLEX RECEPTACLE		ELECTRIC MOTOR
	208/240V-1PH JUNCTION BOX		120V-1PH QUADPLEX RECEPTACLE		MOTOR STARTER
	208/240V-3PH JUNCTION BOX		208/240V-1PH RECEPTACLE		TELEPHONE TERMINATION
	STANDARD JUNCTION BOX WITH CONDUIT		208/240V-3PH RECEPTACLE		DATA CONNECTION
	OVERSIZED JUNCTION BOX WITH CONDUIT		208/240V-1PH DISCONNECT SWITCH		BFC BELOW FINISHED CEILING
			208/240V-3PH DISCONNECT SWITCH		AFF ABOVE FINISHED FLOOR



3 POWER MONITOR SCHEMATIC
SCALE: NONE



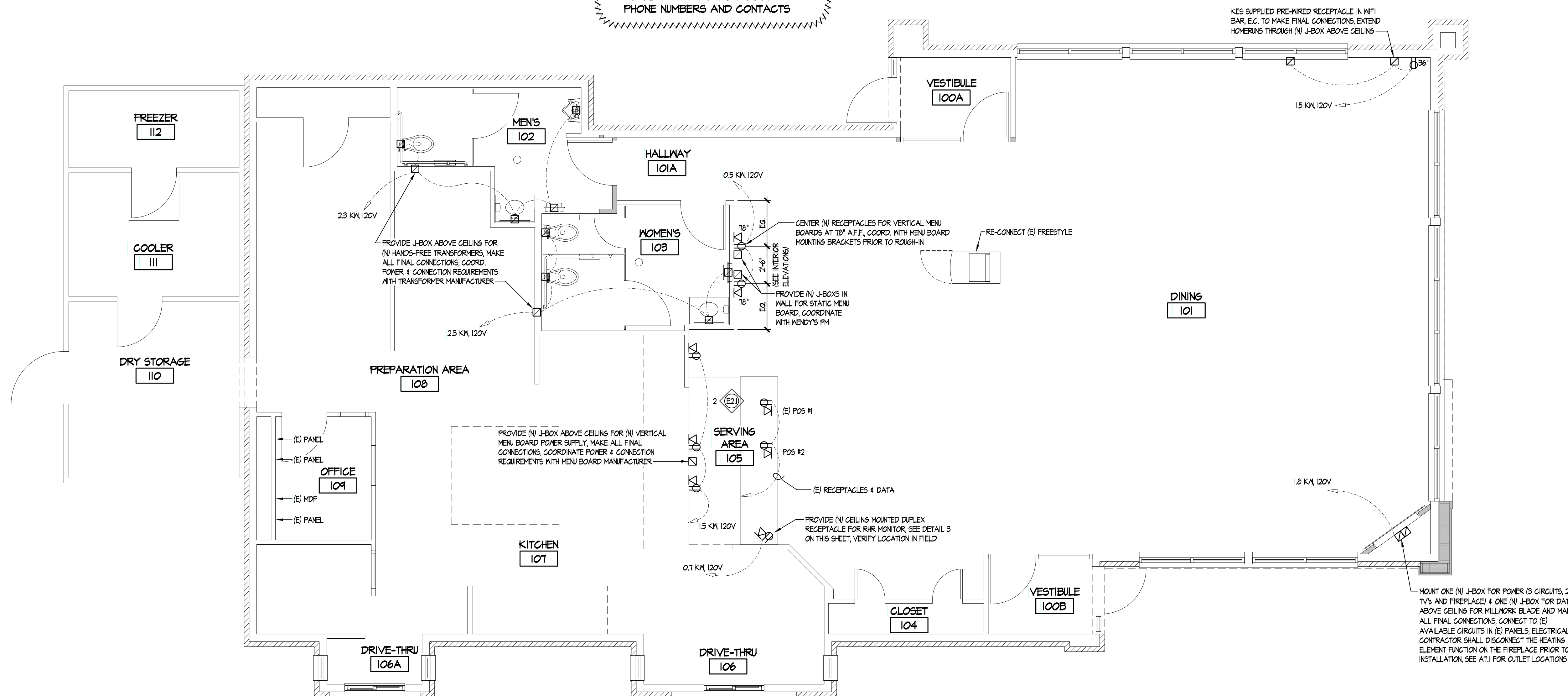
2 MENU BOARD ROUGH-IN ELEVATION
SCALE: NONE

EQUIPMENT & CONNECTIONS									
CIRCUIT NUMBER	DESCRIPTION	LOAD	VOLTAGE	CONNECTIONS	FEEDER		NOTES		
					WIRE SIZE	CONDUIT SIZE			
(E)	POS TERMINAL	3	0	RECEPTACLE	(E)				
(E)	POS TERMINAL	3	0	RECEPTACLE	(E)				
(E)	POS TERMINAL	3	0	RECEPTACLE	(E)				
(E)	POS TERMINAL	3	0	RECEPTACLE	(E)				
(E)	POS MONITOR	3	0	RECEPTACLE	(E)				
(N)	VERTICAL MENU BOARD	5	0	DIRECT	ES 2	12	3/4"		
(N)	MENUBOARD	15	0	DIRECT	ES 2	12	3/4"		
(N)	REDHEAD ROASTER	.7	0	RECEPTACLE	ES 2	12	3/4"		
(E)	SELF SERVE FREESTYLE	1.4	0	RECEPTACLE	ES 2	12	3/4"		
(N)	TV	.8	0	RECEPTACLE	ES 2	12	3/4"		
(N)	FIREPLACE	.2	0	RECEPTACLE	ES 2	12	3/4"		
(N)	WI-FI BAR	15	0	DIRECT	ES 2	12	3/4"		

ES = EQUIPMENT SUPPLIER
EC = ELECTRICAL CONTRACTOR
** CONDUCTOR QUANTITY DOES NOT INCLUDE GROUND WIRE

- GENERAL NOTES**
- REFER TO "WIRING AND SITE PREPARATION GUIDE" AS PREPARED BY WENDY'S INTERNATIONAL, INFORMATION SYSTEMS DEPARTMENT FOR INSTALLATION OF POINT OF SALE CASH REGISTER SYSTEM.
 - ELECTRICAL CONTRACTOR TO COORDINATE WORK WITH MECHANICAL, REFRIGERATION AND EQUIPMENT CONTRACTORS, INCLUDING COOLER/FREEZER WORK, (IF APPLICABLE)
 - ELECTRICAL CONTRACTOR TO VERIFY ALL ROUGH-IN DIMENSIONS AND POWER REQUIREMENTS WITH KITCHEN EQUIPMENT SUPPLIER PRIOR TO ROUGH-IN.
 - ELECTRICAL CONTRACTOR TO HOOK UP FIELD CONNECTIONS WITHIN FRONT COUNTER, AND ICE MACHINE REMOTE UNIT (ON ROOF) AT TIME OF INSTALLATION.
 - HEIGHTS INDICATED FOR RECEPTACLES AND JUNCTION BOXES ARE MEASURED FROM FINISH FLOOR TO THE CENTER OF THE BOX UNLESS OTHERWISE NOTED.
 - ELECTRICAL CONTRACTOR IS RESPONSIBLE FOR INSTALLING ALL TELEPHONE LINES AND TERMINATIONS, VERIFY QUANTITY AND LOCATIONS WITH OWNER PRIOR TO BIDDING.
 - ALL CIRCUITS MAY BE CORRECTED TO THE LEAST AMOUNT OF CONDUIT RUN UNLESS OTHERWISE NOTED.
 - ALL COVER PLATES TO BE SATIN FINISH STAINLESS STEEL THROUGHOUT UNLESS OTHERWISE NOTED.
 - ALL NEW 120V RECEPTACLES IN KITCHEN TO HAVE GROUND-FAULT CIRCUIT INTERRUPTER PROTECTION, OTHER GFI'S SHOWN SEPARATELY.
 - FOR THE IBM POINT OF SALE REGISTER SYSTEM ONLY; ALTERNATE P.O.S. SUPPLIERS MUST CONFORM TO THE REGISTER LAYOUT OR PROVIDE THE OWNER AND/OR GENERAL CONTRACTOR WITH WIRING DIAGRAMS AND INSTALLATION DETAILS BEFORE THE ELECTRICAL CONTRACTOR STARTS ANY WORK.
 - ALL CONDUITS SHOULD BE STEEL FLEX OR PLASTIC STUBBED OUT ABOVE THE CEILING LINE AND TERMINATED INTO A J-BOX AS NOTED AND CAPABLE OF ACCEPTING A FACEPLATE COVER. SEE DETAIL THIS SHEET.
 - ALL J-BOXES SHOULD BE INSTALLED IN SUCH A MANNER THAT THEY ARE NOT BLOCKED BY OTHER EQUIPMENT OR STRUCTURAL COMPONENTS.
 - ALL 1/6 OUTLETS (HUBBELL 165262 - ORANGE OR EQUAL) MUST BE CLEARLY LABELED.
 - ALL CABLE ACCESS OPENINGS THRU 5/8 MUST HAVE RUBBER OR PLASTIC GROMMETS INSTALLED.
 - THE ELECTRIC SERVICE FOR THE GFI OUTLET/SCOREBOARD MUST BE ON A SEPARATE BREAKER (NOT CONNECTED TO THE MENU BOARD OR OUTSIDE LIGHT FEED).
 - HEIGHTS INDICATED FOR RECEPTACLES AND J-BOXES ARE MEASURED FROM FINISH FLOOR TO THE CENTER OF BOX UNLESS OTHERWISE NOTED.
 - EXISTING ENERGY MANAGEMENT SYSTEM TO REMAIN AND BE FULLY OPERATIONAL AT COMPLETION OF REMODEL.

ATTENTION ALL BIDDERS
REFER TO WENDY'S APPROVED SUPPLIER LIST ON SPEC SHEET TO OBTAIN NATIONAL ACCOUNT PHONE NUMBERS AND CONTACTS



Wendy's
STORE #07443
7149 DIXIE HIGHWAY
CLARKSTON, MI 48346

REV.	DATE	DESCRIPTION
07-28-17		ISSUED FOR REVIEW
08-07-17		ISSUED FOR PERMIT

PLOT DATE: 8/7/2017
PROJECT NUMBER: 17027
DRAWN BY: BRC, BK
CHECKED BY: DJW

NOTICE: THIS DOCUMENT CONTAINS PROPRIETARY INFORMATION. IT SHALL NOT BE USED OR REPRODUCED OR ITS CONTENTS DISCLOSED, IN WHOLE OR IN PART WITHOUT THE PRIOR WRITTEN CONSENT OF WALLIN / GOMEZ ARCHITECTS, LTD.

THESE DRAWINGS HAVE BEEN PREPARED AT AND/OR UNDER MY SUPERVISION AND TO THE BEST OF MY KNOWLEDGE AND BELIEF CONFORM AND COMPLY WITH THE REQUIREMENTS OF THE DEPARTMENT OF BUILDING AND CODES HAVING JURISDICTION.

STATE OF MICHIGAN
#1301043712
REGISTERED ARCHITECT
DONALD J. WALLIN
EXPIRATION DATE: October 31, 2017

SEAL

SHEET NAME
ELECTRICAL PLAN

SHEET NUMBER

E2.1

DIVISION 22 - PLUMBING

- A. PROVIDE LABOR, EQUIPMENT, AND MATERIALS NECESSARY TO EXECUTE THE PLUMBING WORK INDICATED ON THE DRAWINGS, AND AS REQUIRED BY LOCAL CODES AND ORDINANCES.
- B. INCLUDE PIPING, DOMESTIC HOT AND COLD WATER, SANITARY AND SUPPLY AND HOOK-UP OF FIXTURES SCHEDULED ON THE DRAWINGS, AND INSULATION OF DESIGNATED PIPING RUNS SHALL ALSO INCLUDE GAS PIPING AND EQUIPMENT CONNECTIONS WHERE REQUIRED.
- C. INCLUDE ITEMS, SUCH AS FITTINGS, ETC. NOT MENTIONED BUT UNDERSTOOD AS NECESSARY TO COMPLETE THE PLUMBING SYSTEM.
- D. WASTE, AND VENT PIPING TO BE OF MATERIAL APPROVED BY LOCAL CODES.
- E. PROVIDE CLEANOUTS FOR WASTE LINES AS SHOWN ON DRAWINGS, AND OF TYPE APPROVED BY LOCAL CODES.
- F. WATER SUPPLY PIPING BELOW GROUND SHALL BE TYPE K SOFT COPPER TUBING, (AVOID FITTINGS BELOW SLAB WHENEVER POSSIBLE). WATER SUPPLY PIPING ABOVE GROUND SHALL BE TYPE L HARD COPPER TUBING.
- G. PROVIDE FOR DRAINING WATER SYSTEM, AND CAP STUBS UNTIL FINISH WORK IS INSTALLED.
- H. PROVIDE STOPS ON WATER SUPPLIES TO EACH FIXTURE.
- I. INCLUDE GAS PIPING FOR HEATING SYSTEMS WITH GAS-FIRED EQUIPMENT. GAS PIPING SHALL BE STANDARD WEIGHT, BLACK STEEL PIPE, SCHEDULE 40. PIPING EXPOSED TO ATMOSPHERE OR RUN BELOW GRADE SHALL HAVE POLYETHYLENE PLASTIC COATING. GAS PIPING, FITTINGS AND INSTALLATION SHALL BE IN ACCORDANCE WITH REQUIREMENTS OF UTILITY COMPANY AND GOVERNING BODIES.
- J. INSULATE COLD AND HOT WATER PIPING WITH ARMSTRONGS COMPANY ARMAFLEX "1" PIPE INSULATION. SEAL JOINTS WITH ARMSTRONGS 520 ADHESIVE. IMPORTANT - HOLD COLD AND HOT WATER PIPING TO WARM SIDE OF INSULATION TO PROHIBIT FREEZING. INSULATION SHALL MEET FLAME SPREAD AND SMOKE DEVELOPED RATINGS REQUIRED BY LOCAL CODES.
- K. PLUMBING FIXTURES SHALL BE FURNISHED AND INSTALLED WHERE SHOWN ON THE DRAWINGS. FIXTURE FITTINGS AND EXPOSED FIXTURE PIPING SHALL BE BRASS CHROMIUM PLATED. TRAPS SHALL BE CAST BRASS. FIXTURES SHALL BE WHITE, FIXTURES SHALL BE AS MANUFACTURED BY AMERICAN STANDARD, KOHLER OR CRANE AND EQUAL IN ALL RESPECTS TO FIXTURES SPECIFIED. CLOSET SEATS SHALL BE BENS.
- L. FIXTURES AND EQUIPMENT FIXTURES AND EQUIPMENT BY OTHERS. ROUGH-IN FINAL CONNECTIONS OF REQUIRED WASTE, VENT, AND WATER SUPPLY PIPING BY CONTRACTOR. SUPPLY PIPING SHALL BE VALVED.
- M. GUARANTEE WORK INSTALLED UNDER THE CONTRACT TO BE FREE FROM DEFECTIVE WORKMANSHIP OR MATERIALS, USUAL WEAR EXPECTED, AND SHOULD SUCH DEFECTS DEVELOP WITHIN A PERIOD OF ONE YEAR AFTER ACCEPTANCE OF THE BUILDING BY THE OWNER, THIS CONTRACTOR SHALL REPAIR AND/OR REPLACE DEFECTIVE ITEMS AND DAMAGE RESULTING FROM FAILURE OF THESE ITEMS, AT NO EXPENSE WHATSOEVER TO THE OWNER.
- N. BACKFLOW PREVENTOR TO BE INSTALLED WHEN REQUIRED BY LOCAL CODE AND IS TO BE PROVIDED BY AND INSTALLED BY THE CONTRACTOR.
- O. SUPPLY AND INSTALL PREMADE GAS COOKING EQUIPMENT MANIFOLD AS SHOWN IN DRAWINGS SUPPLIED BY S&B METAL WORKS.

DIVISION 23 - HEATING, VENTILATING & AIR CONDITIONING

- A. PROVIDE LABOR, MATERIALS AND EQUIPMENT NECESSARY TO COMPLETE THE HEATING AND VENTILATING WORK INDICATED ON THE DRAWINGS AND AS REQUIRED BY LOCAL CODES AND ORDINANCES.
- B. INCLUDED IN THIS SECTION IS WORK TO INSTALL ROOM VENTS AS SHOWN ON THE DRAWINGS.
- C. FURNISH AND INSTALL HEATING AND COOLING UNITS AS INDICATED ON THE DRAWINGS. HEATING AND VENTILATING UNITS INDICATED ON THE DRAWINGS AND HEREINAFTER SPECIFIED ARE DESIGNED TO MEET ASHRAE 90-85 BASED ON COLUMBUS, OHIO DESIGN CONDITIONS OF 93 DEG. F SUMMER AND 0 DEG. F WINTER.
- D. DIFFUSERS, REGISTERS, LOUVERS SHALL BE AS PER MODEL AND SIZE INDICATED ON DRAWINGS. NO SUBSTITUTES SHALL BE ACCEPTED UNLESS APPROVED BY THE OWNER OR ARCHITECT IN WRITING. DIFFUSERS AND LOUVERS NOT MEETING SPECIFICATION AS SHOWN ON DRAWINGS SHALL BE REPLACED AT CONTRACTOR'S EXPENSE.
- E. BEFORE FINAL ACCEPTANCE BY OWNER, AN OWNER'S REPRESENTATIVE SHALL CHECK ENTIRE HVAC SYSTEM AND SUBMIT A WRITTEN REPORT TO THE OWNER. FINAL BALANCE OF HVAC SYSTEM SHALL BE PERFORMED BY MECHANICAL CONTRACTOR. NO FINAL PAYMENT WILL BE MADE UNTIL THE ABOVE REPORT HAS BEEN RECEIVED AND HVAC SYSTEMS ARE IN BALANCE.
- F. WHERE REQUIRED BY GOVERNING ORDINANCES, PROVIDE FIRE DAMPERS CONFORMING TO NFPA 90A. SUPPLY DUCTS TO HAVE 1 1/2" (R-8 MIN) FIBERGLASS INSULATION. EXHAUST INSTALLATION SHALL CONFORM TO NFPA 98.
- G. WHERE REQUIRED, PROVIDE CLASS "B" GAS VENT FLUES COMPLETE WITH CAP, COLLAR AND FLASHING.
- H. INSTALL THERMOSTAT COMPLETE WITH NECESSARY WIRING AND CONTROLS LOCATION AS INDICATED ON THE DRAWINGS. THERMOSTAT SHALL PROVIDE FOR AUTOMATIC AND MANUAL FAN OPERATION.
- I. INSTALL AND CONNECT THE COMPLETE SYSTEM IN STRICT ACCORDANCE WITH GOVERNING CODES, ORDINANCES AND THE LATEST CODES AND MANUALS OF THE NATIONAL WARM AIR HEATING AND AIR CONDITIONING ASSOCIATION.
- J. ADJUST CONTROLS AND EQUIPMENT FOR PROPER OPERATION. LUBRICATE AND CLEAN EQUIPMENT PRIOR TO ACCEPTANCE OF BUILDING OWNER.
- K. FURNISH THE OWNER WITH OPERATING MANUALS AND MAINTENANCE INSTRUCTIONS FOR EQUIPMENT INSTALLED.
- L. GUARANTEE WORK INSTALLED UNDER THE CONTRACT TO BE FREE FROM THE DEFECTIVE WORKMANSHIP AND MATERIALS, USUAL WEAR EXPECTED, AND SHOULD SUCH DEFECTS DEVELOP WITHIN A PERIOD OF ONE YEAR AFTER ACCEPTANCE OF THE BUILDING BY THE OWNER, REPAIR AND/OR REPLACE DEFECTIVE ITEMS AND DAMAGE RESULTING FROM FAILURE OF THESE ITEMS, AT NO EXPENSE WHATSOEVER TO THE OWNER.

DIVISION 26 - ELECTRICAL

- A. PROVIDE A COMPLETE ELECTRICAL SYSTEM AS INDICATED ON THE DRAWINGS AND DESCRIBED HEREIN.
- B. ELECTRIC WORK SHALL COMPLY WITH THE LATEST NATIONAL ELECTRIC CODE AS WELL AS STATE AND LOCAL GOVERNING CODES.
- C. PAY FOR PERMITS AND INSPECTIONS AND PROVIDE A CERTIFICATE OF INSPECTION.
- D. PROVIDE REQUIRED SERVICE AND EQUIPMENT GROUNDING SYSTEMS. THE CONDUIT SYSTEM SHALL BE ELECTRICALLY CONTINUOUS AND SHALL BE SAFELY GROUNDED AT THE DISTRIBUTION PANEL. DEVICES SHALL BE BONDED TO THE CONDUIT SYSTEM. PROVIDE A SEPARATE GROUNDING CONDUCTOR IN EACH CONDUIT, #12 MINIMUM OR AS SHOWN ON DRAWINGS.
- E. MATERIALS SHALL BE NEW WITH MANUFACTURER'S NAME PRINTED THEREON AND UNDERWRITER'S LABORATORY LISTED. THE SELECTION OF MATERIALS AND EQUIPMENT TO BE PROVIDED UNDER THIS CONTRACT SHALL BE IN STRICT ACCORDANCE WITH THE SPECIFICATIONS AND DRAWINGS.
- F. SUBMIT TO THE ARCHITECT FOR APPROVAL 3 COPIES OF EQUIPMENT AS FOLLOWS: PANELBOARDS, DISCONNECT SWITCHES AND LIGHTING FIXTURES.
- G. IDENTIFY DISCONNECT SWITCHES WITH LAMINATED PHENOLIC NAME PLATES WITH 1/4" MINIMUM HEIGHT LETTERS.
- H. PROVIDE POWER WIRING AND HOOK-UP FOR EACH MECHANICAL AND KITCHEN EQUIPMENT ITEM. MOUNT, PROVIDE WIRING, AND MAKE FINAL CONNECTIONS TO EQUIPMENT CONTROL PANELS (WHICH INCLUDE PREMISED STARTERS, RELAYS, ETC.). FURNISH AND INSTALL STARTERS WHICH ARE NOT FURNISHED AS A PART OF MECHANICAL EQUIPMENT.
- I. PROVIDE DEVICES, WIRING AND HOOK-UP FOR THE EMERGENCY KITCHEN SHUTDOWN SYSTEM AS DESCRIBED AND SPECIFIED ON DRAWINGS. WIRING SHALL BE IN CONDUIT.
- J. DISCONNECT SWITCHES SHALL BE THE HEAVY DUTY TYPE IN NEMA 1 ENCLOSURE OR EQUAL BY SQUARE D OR ARROW-HART. SWITCHES SHALL BE QUICK-MAKE, QUICK-BREAK, EXTERNALLY OPERATED AND INTERLOCKED.
- K. SWITCHES SHALL BE 20 AMP HUBBELL 1221-H SINGLE POLE OR 1223-1 THREE WAY. DUPLEX RECEPTACLES SHALL BE 20 AMP HUBBELL E362-1. PAGES AND SEYMOUR, ARROW-HART AND BRYANT SHALL BE CONSIDERED AS EQUAL. GROUND FAULT INTERRUPTING SHALL BE 6.E. TRITRIP. COVER PLATES SHALL BE SIERRA (PAGES AND SEYMOUR). SWITCH PLATES TO BE SERIES #5-IN. DUPLEX PLATES TO BE SERIES #5-IN. DUPLEX PLATES IN DINING ROOM TO BE #5-8 ETC. COVER PLATES TO HAVE SATIN FINISH #302 STAINLESS STEEL.
- L. TEST ELECTRICAL SYSTEM FOR SHORT CIRCUITS AND MEGGER TEST FEEDERS AND BRANCH CIRCUIT WIRING, INSURE LOW IMPEDANCE GROUND SYSTEM.
- M. FOR SERVICE AND PANEL FEEDER WIRING, USE TYPE THHN CABLE FOR INTERIOR BRANCH CIRCUIT WIRING EXCEPT AS NOTED. DESIGN IS BASED ON COPPER CONDUCTORS AND COPPER WIRING. MINIMUM #12 AWG. WIRING SHALL BE IN CONDUIT. SPLICE WIRES #6 AWG. AND LARGER WITH APPROVED SOLDERLESS CONNECTORS SUCH AS ILSCO PROPERLY TAPED AND INSULATED. SPLICE SMALLER WIRES WITH MECHANICAL CONNECTORS SUCH AS 3M "SCOTCHLOCK" TYPE R.
- N. PROVIDE RIGID GALVANIZED STEEL HEAVY WALL CONDUIT OR PLASTIC CONDUIT FOR SERVICE AND PANEL FEEDER CONDUITS. FITTINGS SHALL BE STEEL. THREADED, SET-SCREW TYPE WITH INSULATED THROATS. FURNISH EMT CONDUIT FOR INTERIOR WIRING WHERE PHYSICAL DAMAGE IS NOT A CONSIDERATION. MINIMUM CONDUIT SIZE IS 3/4" EXCEPT FOR FLEXIBLE RUNOUTS TO FIXTURES, MOTORS, ETC. WHICH MAY BE 1/2".
- O. CONDUIT SHALL BE CONCEALED WHEREVER POSSIBLE AND SHALL BE RUN PARALLEL OR PERPENDICULAR TO BUILDING WALLS AND CEILING.
- P. CONDUIT INSTALLED IN OR BELOW SLAB SHALL BE GALVANIZED RIGID CONDUIT OR PLASTIC CONDUIT. NO CONDUIT LARGER THAN 1-1/2" DIAMETER WILL BE INSTALLED IN SLAB.
- Q. PROVIDE STRUCTURAL STEEL FRAMEWORK AND HANGING RODS WITH BRACES AND ACCESSORIES WHERE REQUIRED TO HOLD EQUIPMENT IN FINAL POSITION. PROVIDE STEEL SHAPES AND FRAMES TO SUPPORT WALL MOUNTED EQUIPMENT WHERE NORMAL WALL STRENGTH MAY BE INADEQUATE.
- R. ELECTRICAL DEVICES, MOTOR STARTERS, DISCONNECT SWITCHES, ETC. SHALL BE SUPPORTED INDEPENDENT OF AND ISOLATED FROM EQUIPMENT VIBRATION.
- S. COORDINATE INTERIOR WIRING CONNECTIONS NEEDED DURING ASSEMBLY OF KITCHEN EQUIPMENT WITH KITCHEN EQUIPMENT SUPPLIER.
- T. PROVIDE POWER TO CASH REGISTERS WITH THE FOLLOWING GROUNDING REQUIREMENTS.
 - 1. SYSTEM POWER AND GROUND MUST BE MADE ONLY AT THE MAIN ENTRANCE PANEL. THE GROUND CONDUCTOR MUST BE OF INSULATED WIRE EQUAL IN SIZE TO THE POWER CONDUCTOR (CONDUIT MAY NOT BE USED AS THE GROUND CONDUCTOR).
 - 2. THE GROUND CONDUCTOR MUST NOT BE USED AS A RETURN OR NEUTRAL CONDUCTOR FOR ANY EQUIPMENT AND MUST NOT BE USED AS A GROUND FOR ANY EQUIPMENT OTHER THAN CASH REGISTER EQUIPMENT.
 - 3. RECEPTACLES FOR THE REGISTERS MUST BE 2 POLE, 3 WIRE, 120 VOLTS, 20 AMPERES. THE GROUND MUST BE INSULATED FROM THE MOUNTING HARDWARE (HUBBELL 165362).
 - 4. FOR ADDITIONAL INFORMATION, IF REQUIRED, CONTACT MENDY'S INTERNATIONAL, INC., 4288 N. DUBLIN-GRANVILLE ROAD, DUBLIN, OH.
 - 5. THE REGISTER CONDUITS MUST NOT BE USED FOR OTHER EQUIPMENT.
- U. PROVIDE FIXTURES AS LISTED ON LIGHTING FIXTURE SCHEDULE. PROVIDE NECESSARY MOUNTING HARDWARE FOR A COMPLETE INSTALLATION. PROVIDE LAMPS, BALLASTS AND SPECIAL CONTROLS. RECESSED LIGHT FIXTURES SHALL BE GASKETED OR CAULKED AND IC RATED.
- V. GUARANTEE WORK INSTALLED UNDER THE CONTRACT TO BE FREE FROM DEFECTIVE WORKMANSHIP AND MATERIALS, USUAL WEAR EXPECTED, AND SHOULD SUCH DEFECTS DEVELOP WITHIN A PERIOD OF ONE YEAR AFTER ACCEPTANCE OF THE BUILDING BY THE OWNER, REPAIR AND/OR REPLACE DEFECTIVE ITEMS AND DAMAGE RESULTING FROM FAILURE OF THESE ITEMS, AT NO EXPENSE WHATSOEVER TO THE OWNER.

SITE NUMBER:	07443
BASE MODEL:	CG3480
ASSET TYPE:	FRANCHISEE
CLASSIFICATION:	REFRESH
OWNER:	STAMPEDE
BASE VERSION:	2016 FEB 10
UPGRADE CLASSIFICATION:	STANDARD BASE
PROJECT YEAR:	2017
FURNITURE PACKAGE:	2017
DESIGN BULLETINS:	

Wallin • Gomez Architects, Ltd.
 711 South Dearborn Street
 Suite 606
 Chicago, IL 60605
 Tel: 312-427-4702
 Fax: 312-427-6611
 e-mail: admin@wgald.com

Wendy's
 STORE #07443
 7149 DIXIE HIGHWAY
 CLARKSTON, MI 48346


REV.	DATE	DESCRIPTION
	07-28-17	ISSUED FOR REVIEW
	08-07-17	ISSUED FOR PERMIT

PLOT DATE: 8/7/2017
 PROJECT NUMBER: 17027
 DRAWN BY: BRC, BK
 CHECKED BY: DJW

NOTICE: THIS DOCUMENT CONTAINS PROPRIETARY INFORMATION. IT SHALL NOT BE USED OR REPRODUCED OR ITS CONTENTS DISCLOSED, IN WHOLE OR IN PART WITHOUT THE PRIOR WRITTEN CONSENT OF WALLIN / GOMEZ ARCHITECTS, LTD.

THESE DRAWINGS HAVE BEEN PREPARED AT AND / OR UNDER MY SUPERVISION AND TO THE BEST OF MY KNOWLEDGE AND BELIEF CONFORM AND COMPLY WITH THE REQUIREMENTS OF THE DEPARTMENT OF BUILDING AND CODES HAVING JURISDICTION.

STATE OF MICHIGAN
 #1301043712
 REGISTERED ARCHITECT
 DONALD J. WALLIN
 EXPIRATION DATE: October 31, 2017



SHEET NAME
SPECIFICATIONS

SHEET NUMBER
SP3