

GENERAL NOTES

MERCHANDISING AND GRAPHICS NOTE:
WALL FINISHES PER SCHEDULE ARE REQUIRED ON WALL BEHIND GRAPHICS AND MERCHANDISING.

FINISH NOTES:
ALL FINISHES AS PER 20/20 FINISH SCHEDULE.

FOR CLARIFICATION:
LIGHT BAND IS A SCREENED UNIT, ONLY THE LIGHT WASH IS SEEN AS PART OF THE BANDING UNIT.

*ALL HARDIE BOARD & NICHHA PANEL THAT IS TO BE INSTALLED IS TO BE INSTALLED AS PER MANUFACTURER'S SPECIFICATIONS.

FOR HARDIE PANEL/NICHHA BOARD INSTALLATION DETAILS AND INFORMATION REFER TO THE WEBSITES LISTED BELOW FOR MORE INFORMATION:
<http://www.jameshardiecommercial.com/>
<http://www.nichha.com/resources/cad>

TAG KEY

SECTION TAG	SCOPE TAG	DOOR TAG	WINDOW TAG	MATERIAL TAG
SEE SHEET A-1.1	SEE SHEET A-1.1	SEE SHEET A-1.1	SEE SHEET A-1.1	SEE SHEET A-2

UPDATE FINISH SCHEDULE

TAG	MATERIAL	LOCATION	MANUFACTURER	PRODUCT	COLOR
EB-1	EXTERIOR BRICK	GENERAL	OWENSBORO BRICK	MOD / QS TUMBLED	OLDE HILLSBORO
EF-1	FIBER CEMENT SIDING PANELS	GENERAL	NICHHA CEMENT PANELS	NICHHA ARCHITECTURAL BLOCK - LARGE 18 X 6	COLOR TO MATCH GLIDDEN PROFESSIONAL MASTER PALETTE #20YR 41/165 (CAMEL TAN) - STACKED BOND (PANELS CAN COME PRE-PAINTED)
EF-2	EXTERIOR STUCCO FINISH	FRONT TOWER	STO OR APPROVED EQUAL	STO POWERWALL STUCCO SYSTEM	STUCCO OR STO MUST BE PAINTED TO MATCH MASTER PALETTE # CONN 02/303 DEEP ONYX PAINT WITH SEMI-GLOSS PAINT - COLOR TO MATCH EP-5 PPG 'DEEP ONYX'
EF-7	EXTERIOR FINISH FIBER CEMENT SIDING	EXTERIOR SIGN ARCHONS	NICHHA	NICHHA BOARD: 7-1/4" SMOOTH FINISH WITH 6-1/4" EXPOSURE TRIM IS 1X3/5" NICHHA HARDIPLANK LAM SIDING; 7-1/4" SMOOTH FINISH WITH 6-1/4" EXPOSURE TRIM IS 1X6 DIMENSIONAL HARDIPLANK LUMBER RIPPED IN HALF	
EP-2	EXTERIOR PAINT	EXTERIOR GENERAL	PPG	PRIMER: HYDROSEALER EXTERIOR PRIMER SEALER 4001-1200 PAINT: FORTIS 350 EXTERIOR 100% ACRYLIC SATIN FINISH 2402V-XXXX	COLOR TO MATCH GLIDDEN PROFESSIONAL MASTER PALETTE #20YR 41/165 (CAMEL TAN) TOP BUN
EP-3	EXTERIOR PAINT	EXTERIOR ACCENT	PPG	PRIMER: HYDROSEALER EXTERIOR PRIMER SEALER 4001-1200 PAINT: #3022 0500H LIFE/MASTER ACCENTS INTERIOR/EXTERIOR EGGSH/1/SATIN	COLOR TO MATCH GLIDDEN PROFESSIONAL MASTER PALETTE #04YR 11/537 (AMAZING)
EP-4	EXTERIOR PAINT	EXTERIOR WAINSCOTTING	PPG	PRIMER: HYDROSEALER EXTERIOR PRIMER SEALER 4001-1200 PAINT: FORTIS 350 EXTERIOR 100% ACRYLIC SATIN FINISH 2402V-XXXX	COLOR TO MATCH GLIDDEN PROFESSIONAL MASTER PALETTE #10YR 14/080 (MONTEREY CLIFFS)
EP-5	EXTERIOR PAINT	EXTERIOR GENERAL	PPG	P: HYDROSEALER/EXTERIOR PRIMER SEALER 4001-1200 PAINT: FORTIS 350 EXTERIOR 100% ACRYLIC SATIN FINISH 2402V-XXXX FERMA SNAP PLUS	COLOR TO MATCH MASTER PALETTE #00N11 D/0000 DEEP ONYX A 30 SILVERSMITH
MC-1	METAL COPING	TOP OF LIGHT BAND WALL CAP	W.P. HICKMAN SYSTEMS	FERMA SNAP PLUS	FACTORY FINISH TO MATCH (CI) PAINT #20YR 41/165 (CAMEL TAN) TOP BUN
MC-2	METAL COPING	BELOW LIGHT BAND	W.P. HICKMAN SYSTEMS	FERMA SNAP PLUS	
MC-3	METAL COPING	TOP OF ARCHON	W.P. HICKMAN SYSTEMS	FERMA SNAP PLUS	
MP-1	CORRUGATED METAL LED. LIGHT BAND	PARAFET BAND	LEXTRON	LED LIGHT BAND	
MP-3	METAL CANOPY	ABOVE DOORS/WINDOWS	W.P. HICKMAN SYSTEMS	CUSTOM METAL CANOPY	FACTORY FINISH TO MATCH EP-1 CLEAR ANODIZED
MP-4	METAL AWNING/ABOVE WINDOWS/MANSARD ROOF	MANSARD ROOFING/ABOVE WINDOWS	FIRESTONE METAL PRODUCTS	STANDING SEAM METAL ROOF UC-4 PROFILE	SILVER METALLIC SR
MP-5	METAL PANEL	BELOW DRIVE THROUGH WINDOW	MORIN	METAL PANEL XC-12	BRIGHT SILVER METALLIC
S-1	LOGO SIGN: 4 OR 3 Ø	AT TOWER	CUSTOM		
S-3	HOME OF THE WHOPPER	AT ENTRY TOWER	CUSTOM		

NOTE: ALL FINISHES AS PER 20/20 FINISH SCHEDULE

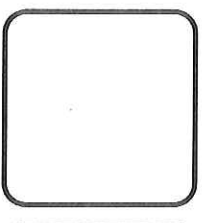


PROJECT: BK #487 PORT HURON, MI 48066

SHEET TITLE: PROPOSED EXTERIOR ELEVATIONS

DO NOT SCALE THIS FROM THE PLOTTED DRAWING.

JOB # TG-16352

SHEET A-2



PROJECT: BK #487 PORT HURON, MI 48066

SHEET TITLE: PROPOSED EXTERIOR ELEVATIONS

DO NOT SCALE THIS FROM THE PLOTTED DRAWING.

JOB # TG-16352

SHEET A-2