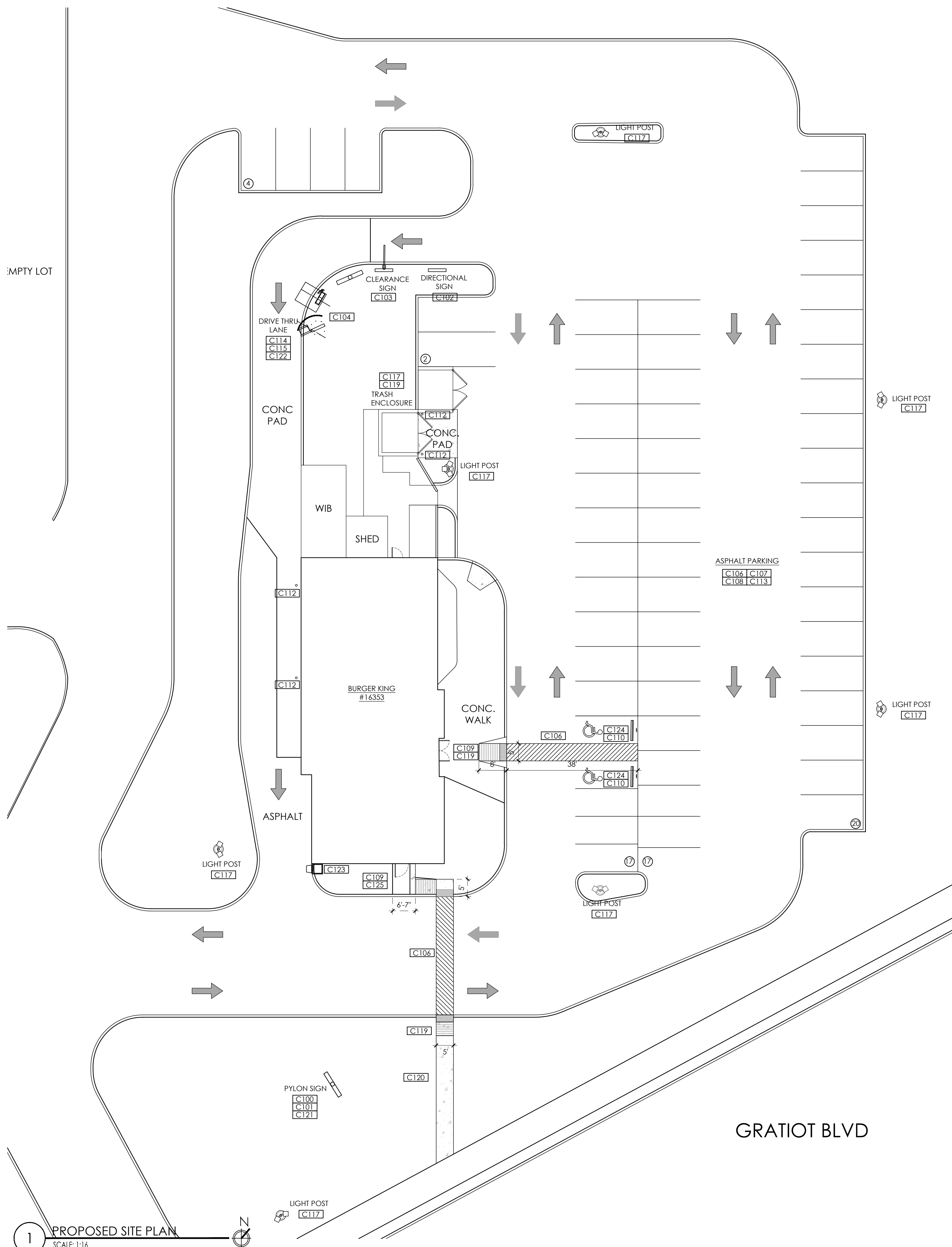
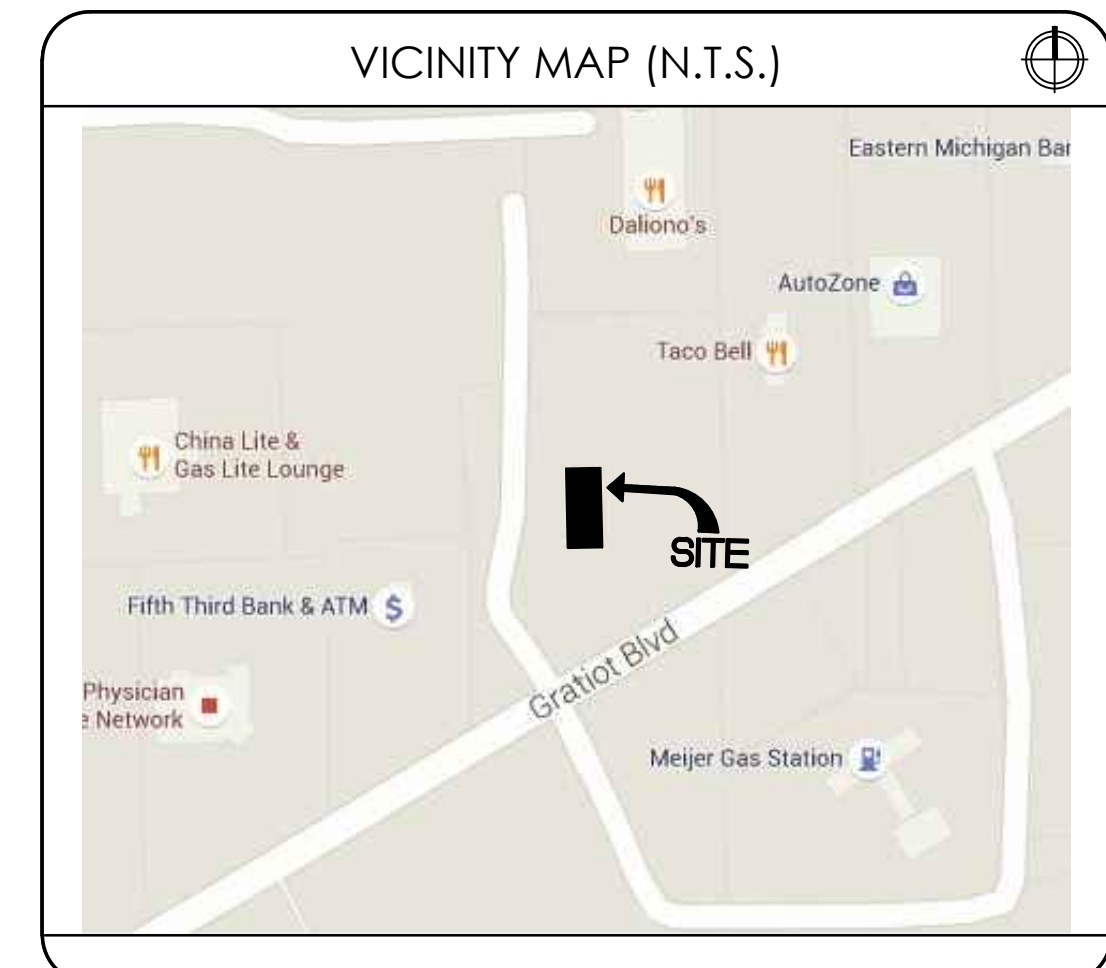


EMPTY LOT



1 PROPOSED SITE PLAN
SCALE: 1:16



- ### GENERAL SIGNAGE NOTES
- SIGN INSTALLER RESPONSIBILITIES:**
1. PROVIDE ALL DRAWINGS NECESSARY FOR SIGN PERMITS.
 2. APPLY FOR, OBTAIN, AND PAY FOR ALL REQUIRED SIGN PERMITS.
 3. COORDINATE EXCAVATION OF SIGN FOUNDATIONS WITH G.C.
 4. SET ANCHOR BOLTS OR BASE PLATES AS REQUIRED.
 5. COMPLETE SIGN INSTALLATION.
 6. REMOVE EXCESS DEBRIS, ROUGH GRADE AREA FOR LANDSCAPING.
- GENERAL CONTRACTOR:**
1. COORDINATE EXCAVATION OF SIGN FOUNDATIONS WITH SIGN SUPPLIER.
 2. PROVIDE POWER TO ALL SIGN LOCATIONS AS REQUIRED.
 3. MAKE FINAL ELECTRICAL CONNECTIONS TO EACH SIGN.
 4. ALL SITE CONCRETE.
 4. ALL LANDSCAPING INCLUDING IRRIGATION.
 5. 4'x4' CONCRETE REPAIR AROUND CATCH BASINS.
 6. UNIT PRICING TO BE PROVIDED TO OWNER FOR CONCRETE CURB REPLACEMENT.
 7. ALL NICHHA PANELS AND HARDIE PLANK PRODUCTS ARE TO BE INSTALLED PER MANUFACTURER'S SPECIFICATIONS. IF DISCREPANCY OCCURS BETWEEN CONSTRUCTION DOCUMENTS AND MANUFACTURER SPECIFICATIONS/DETAILS, MANUFACTURER INSTALLATION TAKES PRECEDENCE.
 8. ANY TRASH RECEPTACLE WORK, INCLUDING REPLACEMENT OF BLACK LIDS.
 9. COST OF ANY PARKING LOST REPAIR (ASPHALT RELATED).
- OWNER'S RESPONSIBILITIES:**
1. REMOVAL, REPLACEMENT, AND REINSTALLATION OF SECURITY CAMERAS.

SITE AREA


TOTAL SITE AREA:	55,004 SF
BUILDING AREA:	3,334 SF
LANDSCAPED AREA:	7,054 SF
SIDEWALK AREA:	824 SF
NUMBER OF PARKING SPACES:	64

- ### PROPOSED SCOPE OF WORK
- PROPOSED SITE:**
- C100 PAINT PYLON POLES - BLACK
 - C101 PAINT PYLON SIGN CABINETS SILVER.
 - C102 INSTALL NEW DIRECTIONAL SIGN FACES, PAINT POLE/CABINET - BLACK
 - C103 INSTALL 20/20 CLEARANCE SIGN AND FOUNDATION. REFER TO SHEET C-3 FOR DETAILS.
 - C104 INSTALL NEW DECORATIVE WALL @ MENU BOARD AND PREVIEW BOARD. PAINT CABINETS BLACK.
 - C105 INSTALL DT CANOPY W/ INTERNAL OCU & BURY CONDUITS. OCU HAS NEW FOUNDATION & REFLECT NEW IMAGE. REFER TO SHEET C-3.
 - C106 RE-STRIPE PARKING LOT AS PER LAYOUT & PLAN. INCLUDE CROSS WALK STRIPING.
 - C107 PATCH POT HOLES, CRACKS, DEPRESSIONS, AND CRUMBLING SURFACES. VERIFY LOCATIONS WITH OWNER.
 - C108 FIX CATCH BASINS/DRAINAGE STRUCTURE. VERIFY WITH OWNER FOR LOCATIONS.
 - C109 REPLACE DAMAGED SIDEWALKS & CURBS AS TO PREVENT TRIP HAZARDS. AND INSTALL NEW WHERE REQUIRED. VERIFY WITH OWNER.
 - C110 INSTALL HANDICAP SIGNAGE AS PER LAYOUT. REFER TO SHEET C-3 SITE DETAILS.
 - C111 INSTALL TRUNCATED DOMES. TRUNCATED DOMES TO BE ADA/ANSI COMPLIANT, WERE INDICATED. SEE SHEET C-3 FOR DETAILS.
 - C112 STRAIGHTEN, SECURE, BOLLARDS AND PAINT YELLOW.
 - C113 REPLACE DAMAGED OR MISSING ELECTRICAL COVERS
 - C114 PRESSURE CLEAN DRIVE THRU LANE & SIDEWALKS.
 - C115 PROVIDE DRIVE THRU MARKINGS AND ARROWS PER LAYOUT.
 - C116 PAINT TRASH ENCLOSURE AS PER BKC SPECIFICATION AND INSTALL NEW METAL COPING.
 - C117 SECURE COVERS ON LIGHT POLES & REPLACE DISCOLORED PLATES.(CONCEAL EXPOSED WIRES) AND INSTALL NEW LED LIGHT HEADS.
 - C118 STRIPE TRASH ENCLOSURE APRON.
 - C119 INSTALL ADA RAMP. SEE DETAILS ON SHEET C-3/7.
 - C120 EXTEND NEW CONCRETE SIDEWALK TO PUBLIC SIDEWALK.
 - C121 REPLACE LETTERS ON READER BOARD AND FACES. PAINT CABINETS BLACK.
 - C122 REPAIR CONCRETE PAD AT MENU BOARD & DRIVE THRU WINDOW.
 - C123 INSTALL NEW TRASH RECEPT. W/ CHUTE AT DRIVE THRU.
 - C124 INSTALL NEW WHEEL STOPS. INSTALL NEW CONCRETE AT FRONT ENTRY TO COMPLY WITH ADA/ANSI.
 - C125 EXTEND SIDEWALK AND INSTALL ADA RAMP TO ACCOMMODATE ENTRANCE DOOR CLEARANCE.


No.	Date	By	Notes
1	6.8.16	JW	SUBMITTED TO CITY
2	6.22.16	CC	REVISION 1

Drawn By: PM
Checked: SB
Scale: AS NOTED
Date: 04.01.16

ALL RIGHTS RESERVED. NO PART OF THESE DRAWINGS OR SPECIFICATIONS MAY BE COPIED, REPRODUCED OR USED IN CONNECTION WITH ANY WORK OTHER THAN THE SPECIFIC PROJECT FOR WHICH THEY HAVE BEEN PREPARED, WITHOUT PRIOR WRITTEN AUTHORIZATION FROM THE ARCHITECT.



TECHNICAL GROUP, INC.
37716 Hills Tech Drive
Farmington Hills, MI 48331
(248) 426-8000
FAX (248) 426-7004



PROJECT
BURGER KING #5743
3100 GRATIOT AVE.
MARYSVILLE, MI

SHEET TITLE
PROPOSED SITE PLAN

DO NOT SCALE THIS PRINT. USE FIGURED DIMENSIONS ONLY.

JOB #
TG-16353

SHEET
C-2