

1 DEMOLITION PLAN
SCALE 1/4" = 1'-0"

LEGEND		
	EXISTING WALL TO REMAIN	
	EXISTING ITEM, CONSTRUCTION, SYSTEM TO BE REMOVED	

TAG KEY	ELEVATION TAG	SECTION TAG	SCOPE TAGS
	#	A-#	A-#
	SEE SHEET A-2		


SCOPE OF WORK PROPOSED

1. BUILDING ENTRIES & WINDOWS
 - D100 DEMO ENTRY DOORS AS PER LAYOUT.
 - D101 DEMO WINDOW AS PER LAYOUT TO ACCOMMODATE NEW TOWER ELEMENT.
 - D102 DEMO DRIVE THRU WINDOW TO BE SELF CLOSING.
 - D103 DEMO REAR DELIVERY DOOR AND FRAME AS PER LAYOUT.
 - D104 DEMO GREENHOUSE WINDOWS, AND WALLS, FOUNDATIONS TO REMAIN.
 - D105 DEMO MANSARD ROOF AS PER LAYOUT.
2. SERVICE AREA
 - D200 DEMO SERVICE COUNTER.
 - D201 DEMO WALL COVERING, WAINSCOT, & TRIM.
 - D202 DEMO CHAIR RAIL.
 - D203 DEMO CEILING TILE, GRID TO REMAIN, REFER TO REFLECTED CEILING PLAN.
 - D204 DEMO HVAC GRILLES, DIFFUSERS AND LIGHTS.
3. DINING ROOM
 - D300 DEMO TABLE TOPS, BOOTHS & ASSOCIATED STEEL.
 - D301 DEMO FREESTANDING CHAIRS, CHAIR RAILS, & WINDOW SILLS.
 - D302 DEMO DIVIDING WALLS.
 - D303 DEMO INTERIOR TRASH RECEPTACLES.
 - D304 DEMO WAINSCOTING/WALLCOVERING AND TRIM.
 - D305 DEMO DINING ROOM CEILING TILE, GRID TO BE REPAINTED
 - D306 DEMO DINING ROOM LIGHT FIXTURES.
 - D307 DEMO EXIT/EMERGENCY LIGHTS.
 - D308 DEMO HVAC GRILLS & DIFFUSERS.
 - D309 DEMO HVAC THERMOSTATS.
 - D310 DEMO OAK/WOOD TRIM.
 - D311 DEMO DINING ROOM SOFFIT.
 - D312 DEMO FLOOR TILE AND BASE.
4. RESTROOM
 - D400 DEMO RESTROOMS REFER TO SHEET A-3.
 - D401 DEMO CORRIDOR/ALCOVE FINISHES.
 - D402 DEMO RESTROOM WALLS AS PER LAYOUT, REFER TO SHEET A-3 FOR MORE DETAILS.
5. BACK OF HOUSE
 - D500 DEMO KITCHEN ENTRY DOOR LAMINATE.
 - D501 DEMO BROKEN/CRACKED/LOOSE FLOOR TILE & BASE THROUGHOUT PER OWNER'S DISCRETION.
 - D502 DEMO DAMAGED FRP AS NEEDED THROUGHOUT BACK OF HOUSE. VERIFY W/OWNER FOR LOCATIONS
 - D503 DEMO CEILING TILE, GRID TO REMAIN.
 - D504 DEMO BACK OF HOUSE LIGHT FIXTURE LENSES & LAMPS.
 - D505 DEMO BOH EXPOSED WOOD.
 - D506 DEMO EXIT/EMERGENCY LIGHTS.
 - D507 DEMO HVAC GRILLS DIFFUSERS.
 - D508 DEMO OFFICE DESK AND COUNTER
 - D509 DEMO STAINLESS STEEL CORNER GAURDS.
 - D510 DEMO DAMAGED FRP.


GENERAL DEMO NOTES

1. VERIFY ALL CONDITIONS PRIOR TO DEMOLITION. DISCREPANCIES BETWEEN DESIGN AND EXISTING CONDITIONS SHALL BE BROUGHT TO THE ATTENTION OF GC PRIOR TO PROCEEDING WITH WORK.
2. THE SCOPE OF REMOVAL WORK SHALL INCLUDE THE REMOVAL OF ALL EXISTING CONDITIONS AS REQUIRED TO ACCOMMODATE THE PROPOSED CONSTRUCTION AS INDICATED ON THE FLOOR PLAN, WHETHER OR NOT IT IS SPECIFICALLY CALLED OUT ON THE DEMOLITION PLAN.
3. ALL WALLS INDICATED FOR DEMOLITION SHALL BE REMOVED FULL HEIGHT, UNLESS NOTED OTHERWISE. UPON REMOVAL, FLOORS, CEILINGS AND ADJACENT WALLS SHALL BE APPROPRIATELY REPAIRED AND FINISHED TO MATCH EXISTING SURFACES.
4. THE SCOPE OF THE CONTRACTORS REMOVAL WORK SHALL INCLUDE ALL REMOVALS SUCH THAT THE COMPLETED PROJECT IS TO THE LEVEL OF NEW CONSTRUCTION.
5. PRIOR TO REMOVAL OF ANY PORTION OF AN EXISTING WALL, FIELD VERIFY WHETHER OR NOT IT IS LOAD BEARING, OR CONCEALS ANY LOAD BEARING ELEMENTS. THE DESIGN AND PROVISION OF INTERIM SUPPORT SYSTEMS (PRIOR TO PERMANENT SUPPORT) IS THE SOLE RESPONSIBILITY OF THE SUBCONTRACTOR DOING THE WORK, AND SHOULD BE COORDINATED WITH THE ARCHITECT AND/OR THE STRUCTURAL ENGINEER PRIOR TO COMMENCING WORK.
6. ALL CONSTRUCTION SCHEDULES AND METHODS OF DEMOLITION SHALL BE COORDINATED BETWEEN THE CONTRACTOR AND THE OWNERS REPRESENTATIVE PRIOR TO STARTING CONSTRUCTION.
7. EXISTING FINISHES AND MATERIALS 'TO REMAIN' SHALL BE PROTECTED DURING DEMOLITION AND CONSTRUCTION.
8. MAINTAIN ALL REQUIRED FIRE EXITS DURING CONSTRUCTION AND DEMOLITION.
9. IF ASBESTOS IS ENCOUNTERED DURING DEMOLITION, CONDUCT LAB TESTING, THEN NOTIFY THE OWNER AND ARCHITECT IMMEDIATELY. ANY ASBESTOS REMOVAL SHALL BE PERFORMED PER LOCAL, STATE, AND FEDERAL REGULATIONS.
10. PROVIDE INTERIOR AND EXTERIOR SHORING, BRACING, OR SUPPORT TO PREVENT MOVEMENT, SETTLEMENT, OR COLLAPSE OF STRUCTURE ELEMENT TO BE DEMOLISHED, AND ADJACENT FACILITIES OR WORK TO REMAIN.
11. DEMOLISH CONCRETE AND MASONRY IN SMALL SECTIONS. CUT CONCRETE AND MASONRY AT JUNCTURES WITH CONSTRUCTION TO REMAIN USING POWER-DRIVEN MASONRY SAW OR HAND TOOLS. DO NOT USE POWER-DRIVEN IMPACT TOOLS.
12. FOR INTERIOR SLABS ON GRADE, USE REMOVAL METHODS THAT WILL NOT CRACK OR STRUCTURALLY DISTURB ADJACENT SLABS OR PARTITIONS. USE POWER SAW WHERE POSSIBLE.
13. ALL FLOORS SCHEDULED TO RECEIVE NEW FINISHES SHALL BE APPROPRIATELY REPAIRED AND MADE LEVEL. REFER TO FLOOR PLAN AND FINISH SCHEDULE FOR THE EXTENT OF NEW FLOOR FINISHES.
14. REMOVE ALL ABANDONED CONDUIT, PIPING AND EQUIPMENT.

No.	Date	By	Notes
1	6/8/16	JW	SUBMITTED TO CITY
2	6/22/16	CG	REVISION 1
Drawn By: PM			
Checked: SB			
Scale: AS NOTED			
Date: 04.01.16			



TECHNICAL GROUP, INC.
37716 Hills Tech Drive
Farmington Hills, MI 48331
(248) 426-8000
FAX (248) 426-7004



PROJECT BURGER KING #5743 3100 GRATIOT AVE. MARYSVILLE, MI	SHEET TITLE DEMOLITION PLAN
DO NOT SCALE THIS PRINT. USE FIGURED DIMENSIONS ONLY.	
JOB #	TG-16353
SHEET	D-1



BURGER KING

BKC # 5763
3100 GRATIOT AVE.
MARYSVILLE, MI 48040

ADAAG/ANSI REQUIREMENTS

PICTURE MENUS

1. SIGNAGE MUST BE PROVIDED AT THE DRIVE UP MENU/ORDER INTERCOM INDICATING PICTURE MENUS AVAILABLE UPON REQUEST AT THE PICK-UP WINDOW.
2. PROVIDE PICTURE MENUS AT THE WINDOW AND ORDER COUNTER.

EXTERIOR ACCESSIBLE ROUTES

1. ACCESSIBLE ROUTES ARE REQUIRED TO BE FREE OF ABRUPT CHANGES IN LEVEL GREATER THAN 1/4" IN HEIGHT. ADAAG 206.2.1, 206.2.2, 403.4, 303, ANSI 302.1
2. ACCESSIBLE ROUTES ARE REQUIRED TO BE FREE OF GAPS GREATER THAN 1/2" WIDE. ADAAG 206.2.1, 206.2.2, 403.2, 302.3, ANSI 303.2
3. ALL PEDESTRIAN PATHS ARE REQUIRED TO BE FREE OF OBJECTS PROTRUDING MORE THAN 4" (12" IF POST MOUNTED SUCH AS SIGNAGE) HORIZONTALLY, BETWEEN 17" AND 80" HIGH. ADAAG 307.2, ANSI 307.2, 307.3
4. 80" HIGH MINIMUM HEAD CLEARANCE IS REQUIRED ALONG ALL PEDESTRIAN PATHS. ADAAG 307.4, ANSI 307.4
5. ALL ACCESSIBLE PATHS TO BE AN AVERAGE SLOPE OF 2% OR LESS IN ANY DIRECTION.

ACCESSIBLE CURB RAMPS

1. SMOOTH TRANSITION BETWEEN THE ROAD AND EVERY CURB RAMP IS REQUIRED. ADAAG 406.2, ANSI 405.9.2
2. DETECTABLE WARNINGS ON CURB RAMPS MUST CONTRAST VISUALLY WITH THE ADJOINING SURFACES. ADAAG 705.1, ANSI 406.14

ENTRY DOORS

1. ENTRY DOOR IS REQUIRED TO HAVE ISA DECAL. ADAAG 216.6, 703.5, ANSI 703.2.9
2. ALL OPENING HARDWARE IS TO BE OPERATED WITH A CLOSED FIST. ADAAG 404.2.7, ANSI 404.2.6
3. DOOR CLOSING SPEED IS TO BE 5 SECONDS OR MORE FROM 90 DEGREES TO 12 DEGREES FROM THE LATCH FOR ALL LEAVES OF THIS DOORWAY. ADAAG 404.2.8.1, ANSI 404.2.7.1
4. THRESHOLD HEIGHT HEIGHT MAY NOT EXCEED 1/2" MAXIMUM. ADAAG 404.2.5, ANSI 404.2.4
5. ENTRY THRESHOLDS MUST NOT HAVE ABRUPT PORTIONS THAT ARE 1/4" HIGH MAXIMUM. ADAAG 404.2.5, ANSI 404.2.4
6. THE ENTRY THRESHOLD MUST HAVE A 1/2" MAXIMUM BEVEL FOR ANY PORTION THAT IS MORE THAN 1/4" HIGH. ADAAG 404.2.5, ANSI 303.3
7. REQUIRED MANEUVERING SPACE IS REQUIRED ON EACH SIDE OF THE DOOR SLOPED 2% OR LESS IN ALL DIRECTIONS. ADAAG 404.2.4, ANSI 404.2.3.5

SERVICE COUNTER

1. THE HEIGHT OF THE ACCESSIBLE ORDER COUNTER SHALL NOT EXCEED 34" MAXIMUM. ADAAG 902.3, (PREFERRED 33 1/2") ANSI 904.4.2
2. THE WIDTH OF THE ACCESSIBLE ORDER COUNTER SHALL NOT BE LESS THAN 36" MINIMUM. ADAAG 902.3, ANSI 904.3
3. THE HEIGHT OF THE ACCESSIBLE PICK-UP COUNTER SHALL NOT EXCEED 34" MAXIMUM. ADAAG 902.3, ANSI 904.4.2
4. THE WIDTH OF THE ACCESSIBLE PICK-UP COUNTER SHALL NOT BE LESS THAN 36" MINIMUM. ADAAG 902.3, ANSI 904.3
5. THE CREDIT CARD READER SHALL BE IN REACH OR ON A CORD LONG ENOUGH TO REACH THE LAP OF A CUSTOMER WHO USES A WHEELCHAIR. ADAAG 308, ANSI 902.3
6. THE SIGNATURE PAD WRITING SURFACE IS REQUIRED TO BE 34" AFF MAXIMUM OR ON A CORD LONG ENOUGH TO REACH THE LAP OF A CUSTOMER WHOSE USES A WHEELCHAIR. ADAAG 902.4, ANSI 902.3

SELF SERVICE CONDIMENTS AND DRINKS COUNTER

1. IT IS REQUIRED TO HAVE AT LEAST ONE OF EACH CONTAINER, UTENSIL OR CONDIMENT LOCATED WITHIN 48" MAXIMUM AFF OR 46" MAXIMUM AFF FOR DEPTHS FROM 10" TO 24". ADAAG 308, ANSI 308
2. IT IS REQUIRED TO HAVE AT LEAST ONE OF EACH TYPE OF DRINK DISPENSER LOCATED WITHIN 48" MAXIMUM AFF OR 46" MAXIMUM AFF FOR DEPTHS FROM 10" TO 24". ADAAG 308, ANSI 308
3. THE TOP OF EACH SELF SERVICE COUNTER OR TRAY SLIDE IS NOT TO EXCEED 34" MAXIMUM AFF. ADAAG 902.3, (PREFERRED 33 1/2") ANSI 904.5.2
4. THE CONTROL OF EVERY DISPENSER IS REQUIRED TO BE OPERABLE WITH A CLOSED FIST OR FLAIL HAND. ADAAG 309.4, ANSI 309.4

INTERIOR ACCESSIBLE SEATING AND TABLES

1. IT IS REQUIRED TO HAVE A 36" WIDE MINIMUM ACCESSIBLE ROUTE SERVING EVERY ACCESSIBLE SEATING LOCATION. ADAAG 403, ANSI 403
2. THE HEIGHT OF THE TABLE TOP IS REQUIRED TO BE BETWEEN 28" AND 34" MAXIMUM AT EVERY ACCESSIBLE SEATING POSITION. ADAAG 902.3, ANSI 902.3
3. KNEE CLEARANCE OF 27" HIGH BY 30" WIDE BY 17" DEEP IS TO BE PROVIDED AT EVERY ACCESSIBLE SEATING POSITION. ADAAG 902.2, ANSI 902.2

ADAAG/ANSI REQUIREMENTS

INTERIOR ACCESSIBLE ROUTES AND ELEMENTS

1. ALL ACCESSIBLE ROUTES ARE REQUIRED TO BE STABLE, FIRM AND SLIP RESISTANT. ADAAG 206.2.4, 302.1, ANSI 302.1
2. ACCESSIBLE ROUTES ARE REQUIRED TO BE FREE OF ABRUPT CHANGES IN LEVEL GREATER THAN 1/4" IN HEIGHT. ADAAG 206.2.4, 403.4, 303, ANSI 303.2
3. ACCESSIBLE ROUTES ARE REQUIRED TO BE FREE OF GAPS GREATER THAN 1/2" WIDE. ADAAG 206.2.4, 403.2, 302.3, ANSI 302.3
4. ACCESSIBLE ROUTES ARE TO HAVE RUNNING SLOPES 5% OR LESS. ADAAG 206.2.4, 403.3, ANSI 405.2
5. ACCESSIBLE ROUTES ARE TO HAVE CROSS SLOPES 2% OR LESS. ADAAG 206.2.4, 403.3, ANSI 405.3

PROTRUDING OBJECTS

1. ALL PEDESTRIAN PATHS ARE TO BE FREE OF OBJECTS PROTRUDING MORE THAN 4" (12" IF POST MOUNTED SUCH AS SIGNAGE) HORIZONTALLY, BETWEEN 27" AND 80" HIGH. ADAAG 307.2, ANSI 307.3
2. IT IS REQUIRED TO HAVE 80" MINIMUM HEAD CLEARANCE ALONG ALL PEDESTRIAN PATHS. ADAAG 307.4, ANSI 307.4

RESTROOMS

1. A SIGN MUST BE LOCATED OUT OF THE SWING OF ANY DOOR AT THE LATCH SIDE OF THE RESTROOM DOOR. ADAAG 703.4.2, ANSI 703.3.1.1
2. THE RESTROOM SIGN MUST HAVE TACTILE CHARACTERS THAT ARE RAISED AT LEAST 1/8". ADAAG 703.2.1, ANSI 703.2.4, 703.2.9
3. THE RESTROOM SIGN MUST HAVE TACTILE CHARACTERS WITH HEIGHT BETWEEN 3/8" AND 2" ADAAG 703.2.5, ANSI 703.2.4, TABLE 703.2.4
4. THE RESTROOM SIGN WILL HAVE THE LOWEST TACTILE CHARACTER 48" MIN. AND THE BASELINE OF THE HIGHEST TACTILE CHARACTER 60" MAX. ADAAG 703.4.1, ANSI 703.3.1.0
5. THE RESTROOM SIGN MUST HAVE BRAILLE. ADAAG 703.3, ANSI 703.3, 703.4
6. THE RESTROOM SIGN MUST BE NON GLARE AND THE CHARACTERS MUST CONTRAST WITH THE BACKGROUND. ADAAG 703.5.1, ANSI 703.5.3
7. THE FLOOR SURFACES IN THE RESTROOM CANNOT BE SLOPED GREATER THAN 2% IN ALL DIRECTIONS WITH NO ABRUPT CHANGE IN LEVEL GREATER THAN 1/2" HIGH AND NO GAPS GREATER THAN 1/2" WIDE. ADAAG 206.2.4, 302.3, 303, 403.2, 403.3, 403.4, ANSI 302.2, 303.3, 403.3
8. ALL OPENING HARDWARE CAN BE OPERATED WITH A CLOSED FIST OR A FLAIL HAND. ADAAG 404.2.7, ANSI 404.2.6
9. OPENING FORCE FOR ALL ACCESSIBLE INTERIOR AND EXTERIOR DOORS WILL NOT EXCEED 5 LBF. ADAAG 404.2.9, ANSI 404.2.8
10. DOOR CLOSING SPEED WILL BE 5 SECONDS OR MORE FROM 90 DEGREES TO 12 DEGREES FROM THE LATCH FOR ALL LEAVES OF THIS DOORWAY. ADAAG 404.2.8.1, ANSI 404.2.7.1
11. THRESHOLDS FOR DOORS WILL NOT HAVE AN OVERALL HEIGHT GREATER THAN 1/2" MAX. OR HAVE ABRUPT PORTIONS THAT ARE 1/2" HIGH MAX. THE THRESHOLD MAY HAVE A 1:2 MAX BEVEL FOR ANY PORTION THAT IS GREATER THAN 1/2" HIGH. ADAAG 404.2.5, ANSI 404.2.4
12. THE REQUIRED MANEUVERING SPACES ON EACH SIDE OF THE DOOR MAY BE SLOPED 2% OR LESS IN ALL DIRECTIONS. ADAAG 404.2.4, ANSI 303.2
13. ALL ACCESSIBLE LAVATORY PIPES MUST BE INSULATED OR OTHERWISE PROTECTED FROM CONTACT. ADAAG 213.3.4, 606.5, ANSI 606.6
14. THE FAUCET HARDWARE AT THE ACCESSIBLE LAVATORY MUST BE AUTOMATIC OR OPERABLE WITH A CLOSED FIST OR FLAIL HAND. ADAAG 213.3.4, 606.4, ANSI 606.4
15. THE DIAPER CHANGING STATION MUST BE ON AN ACCESSIBLE ROUTE WITH AN ACCESSIBLE CLEAR FLOOR SPACE. ADAAG 305, 902.1, 902.2, ANSI 308
16. ACCESSIBLE DISPENSERS MUST BE OPERABLE WITHOUT PINCHING, GRASPING OR TWISTING OF THE WRIST AND REQUIRE 5 LBF OR LESS TO OPERATE. ADAAG 205, 309.4, ANSI 309.4
17. A HORIZONTAL REAR WALL GRAB BAR MUST BE PROVIDED THAT IS 1 1/2" TO 1/2" IN DIAMETER, 36" LONG MIN. EXTENDING 12" MIN FROM THE TOILET CENTERLINE TOWARDS THE NEAR SIDE WALL, CENTERED 35" TO 36" ABOVE THE FLOOR TO THE TOP OF THE GRIPPING SURFACE AND WITH NO OBSTRUCTIONS WITHIN 12" ABOVE OR 1 1/2" BELOW THE BAR. ADAAG 604.5.2, 609, ANSI 604.1, 604.5.2, 609
18. THE URINALS FLUSH CONTROL MUST BE AUTOMATIC OR 48" HIGH MAX AND BE OPERABLE WITH NO MORE THAN 5 LBF OF PRESSURE. ADAAG 605.4, ANSI 604.6
20. GRAB BARS AT THE SIDE SHALL BE AT LEAST 42" LONG POSITIONED NO MORE THAN 12" FROM THE REAR WALL. GRAB BARS AT THE BACK SHALL BE NOT LESS THAN 36" LONG. VERTICAL GRAB BARS TO BE 18" IN LENGTH AND 39-41" AFF AND 39-41" FROM REAR WALL (IBC 1607.7 & ANSI 604.8.4.1) (ICC/ANSI A117.1-2003 FIG. 604.5.1), ANSI 604.5.1, 609.4

NOTICE TO BIDDERS

THE "GENERAL CONTRACTOR," ITS "SUBCONTRACTORS," AND "VENDORS" SHALL REVIEW THE PROPOSED SITE FOR BIDDING PURPOSES AND TO FAMILIARIZE THEMSELVES WITH THE EXISTING CONDITIONS OF THE SITE AND PROPOSED SPACE. ANY DISCREPANCIES BETWEEN THE CONSTRUCTION DOCUMENTS (DRAWINGS AND PROJECT MANUAL) AND EXISTING CONDITIONS SHALL BE SUBMITTED IN WRITING TO THE "ARCHITECT" AND OWNER BY THE "GENERAL CONTRACTOR" FOR CLARIFICATION. BY FAILURE TO CLARIFY DISCREPANCIES, GC SHALL BEAR RISK AND COST, AT NO CHARGE TO OWNER TO RECTIFY. GC AND VENDOR TO CHECK WEBSITE AND CALL/EMAIL ARCHITECT IN REGARDS TO MOST RECENT DRAWINGS BEFORE ORDERING, MANUFACTURING, AND GOING TO SITE.

CODE INFORMATION

PROJECT SCOPE: REMODEL OF EXISTING BURGER KING RESTAURANT

APPLICABLE CODES: 2012 MICHIGAN BUILDING CODE
2012 MICHIGAN PLUMBING CODE
2011 NEC PART B
ICC ANS I 117.1-2009
2009 MICHIGAN UNIFORM ENERGY

OCCUPANCY TYPE: A-2: ASSEMBLY (UNSPRINKLED)
CONSTRUCTION TYPE: V-8; WOOD FRAME

PROPOSED OCCUPANCY LOAD CALCULATIONS:

TOTAL AREA OF BUILDING: 3250 SF

EXISTING SEAT COUNT: 86

PROPOSED SEAT COUNT: 86

NUMBER OF EMPLOYEES (INCLUDING OWNERS AND MANAGERS): 6

TOTAL: 92

RESTROOM PLUMBING FIXTURES

FROM 2012 MBC, TABLE 2902.1

BUILDING OCCUPANCY CALCULATION (FROM TABLE 1004.1.1):
MAXIMUM OCCUPANTS (GREATEST OF OCCUP. CALCULATION OR SEAT COUNT NUMBERS) = 92
50% MALE AND 50% FEMALE = 92/2 = 46 EACH
46/75 = .61
51 WC EACH RESTROOM. (TABLE 2902.1)
46/200 = .230 = 1 LAV EACH RESTROOM. (TABLE 2902.1)

REQUIRED	MEN		WOMEN		PROVIDED
	1	1	1	1	
W.C. (1:75)	1	1	W.C.	1	1
URINAL*	-	-	URINAL	1	-
LAVATORY (1:200)	1	1	LAVATORY	1	1

PROJECT DATA

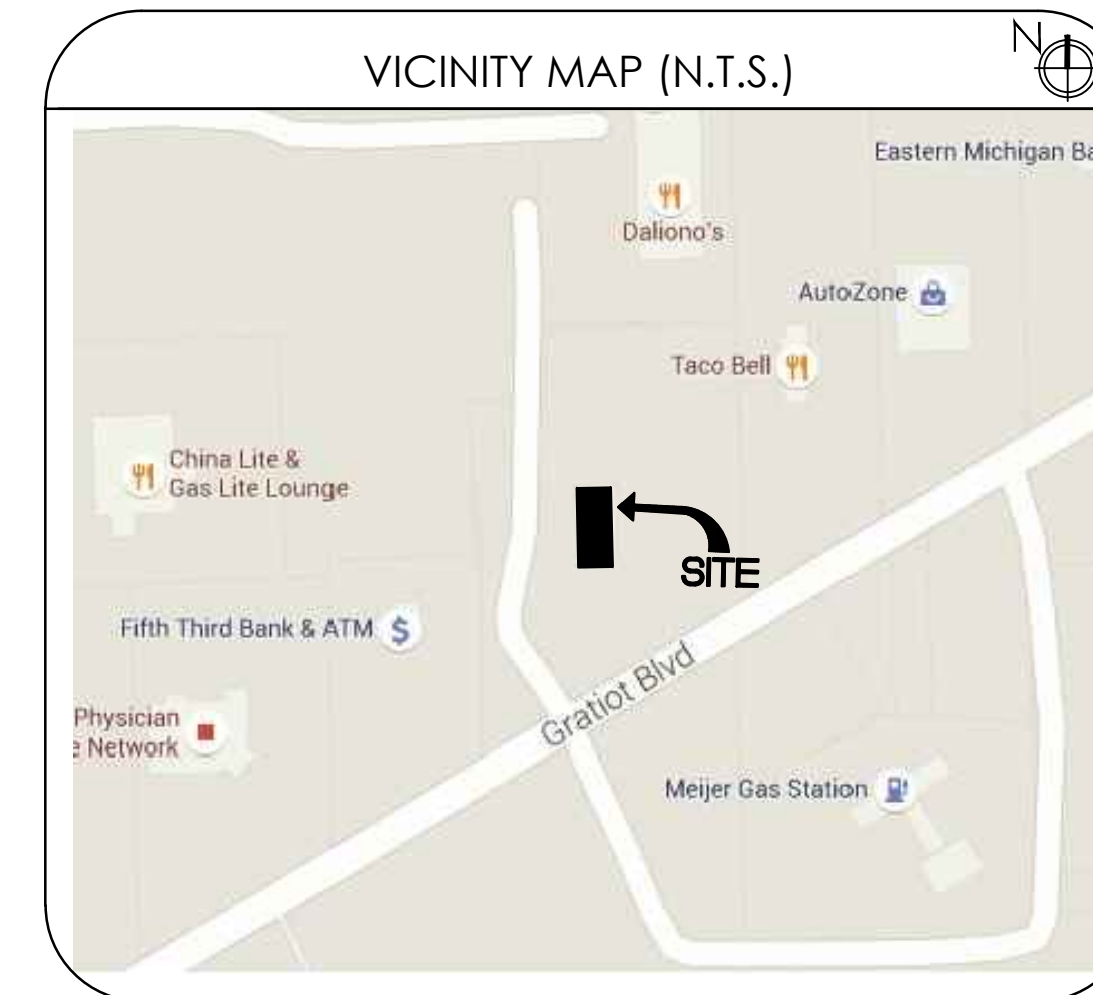
PROJECT LOCATION:	OWNER & CONTACT:	ARCHITECT/ ENGINEER:
BURGER KING #5763 3100 GRATIOT AVE. MARYSVILLE, MI 48040	TIMOTHY CLAYTON E: TMTHYCLYTN@YAHOO.COM	TECHNICAL GROUP, INC. 37716 HILLS TECH DR FARMINGTON HILLS, MI 48331 P:(248)426-8000

LOCAL AUTHORITIES

MACOMB COUNTY
BUILDING DEPARTMENT
1111 DELAWARE AVE.
MARYSVILLE, MI 48040

P: 810.364.6613 EXT. 1381
F: 810.364.2824

VICINITY MAP (N.T.S.)



SHEET INDEX

SHEET #	SHEET TITLE
T-1	TITLE SHEET
CIVIL	
C-1	DEMO SITE PLAN
C-2	PROPOSED SITE PLAN
C-3	SITE DETAILS
ARCHITECTURAL	
D-1	DEMOLITION PLAN
D-2	DEMO EXTERIOR ELEVATIONS
A-1	PROPOSED FLOOR PLAN & DOOR SCHEDULE
A-1.1	DOOR, WINDOW SCHEDULE
A-2	PROPOSED EXTERIOR ELEVATIONS
A-3	DEMO & PROPOSED RESTROOM LAYOUTS
A-4	PROPOSED RESTROOM ELEVATIONS & DETAILS
A-5	REFLECTED CEILING PLAN
A-6	WALL SECTIONS & DETAILS
A-7	MANUFACTURERS & SUPPLIERS

No.	Date	By	Notes
1	6.8.16	JW	SUBMITTED TO CITY
2	6.22.16	CG	REVISION 1

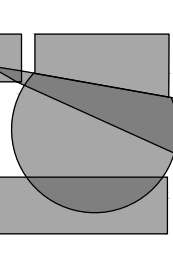
Drawn By: PM
Checked: SB
Scale: AS NOTED
Date: 04.01.16

ALL RIGHTS RESERVED. NO PART OF THESE DRAWINGS OR SPECIFICATIONS MAY BE COPIED, REPRODUCED OR USED IN CONNECTION WITH ANY WORK OTHER THAN THE SPECIFIC PROJECT FOR WHICH THEY HAVE BEEN PREPARED, WITHOUT PRIOR WRITTEN AUTHORIZATION FROM THE ARCHITECT.

BURGER KING CORPORATION



TECHNICAL GROUP, INC.
37716 Hills Tech Drive
Farmington Hills, MI 48331
(248) 426-8000
FAX (248) 426-7004



PROJECT
BURGER KING #5763
3100 GRATIOT AVE.
MARYSVILLE, MI

SHEET TITLE
TITLE SHEET

DO NOT SCALE THIS PRINT. USE FIGURED DIMENSIONS ONLY.

JOB #

TG-16353


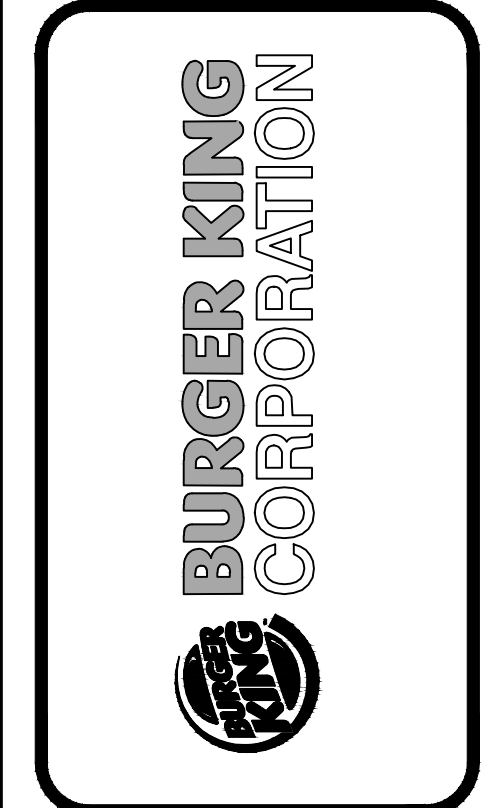
SHEET

T-1

No.	Date	By	Notes
1	6.8.16	JW	SUBMITTED TO CITY
2	6.22.16	CG	REVISION 1

Drawn By: PM
Checked: SB
Scale: AS NOTED
Date: 04.01.16

ALL RIGHTS RESERVED. NO PART OF THESE DRAWINGS OR SPECIFICATIONS MAY BE COPIED, REPRODUCED OR USED IN CONNECTION WITH ANY WORK OTHER THAN THE SPECIFIC PROJECT FOR WHICH THEY HAVE BEEN PREPARED, WITHOUT PRIOR WRITTEN AUTHORIZATION FROM THE ARCHITECT.

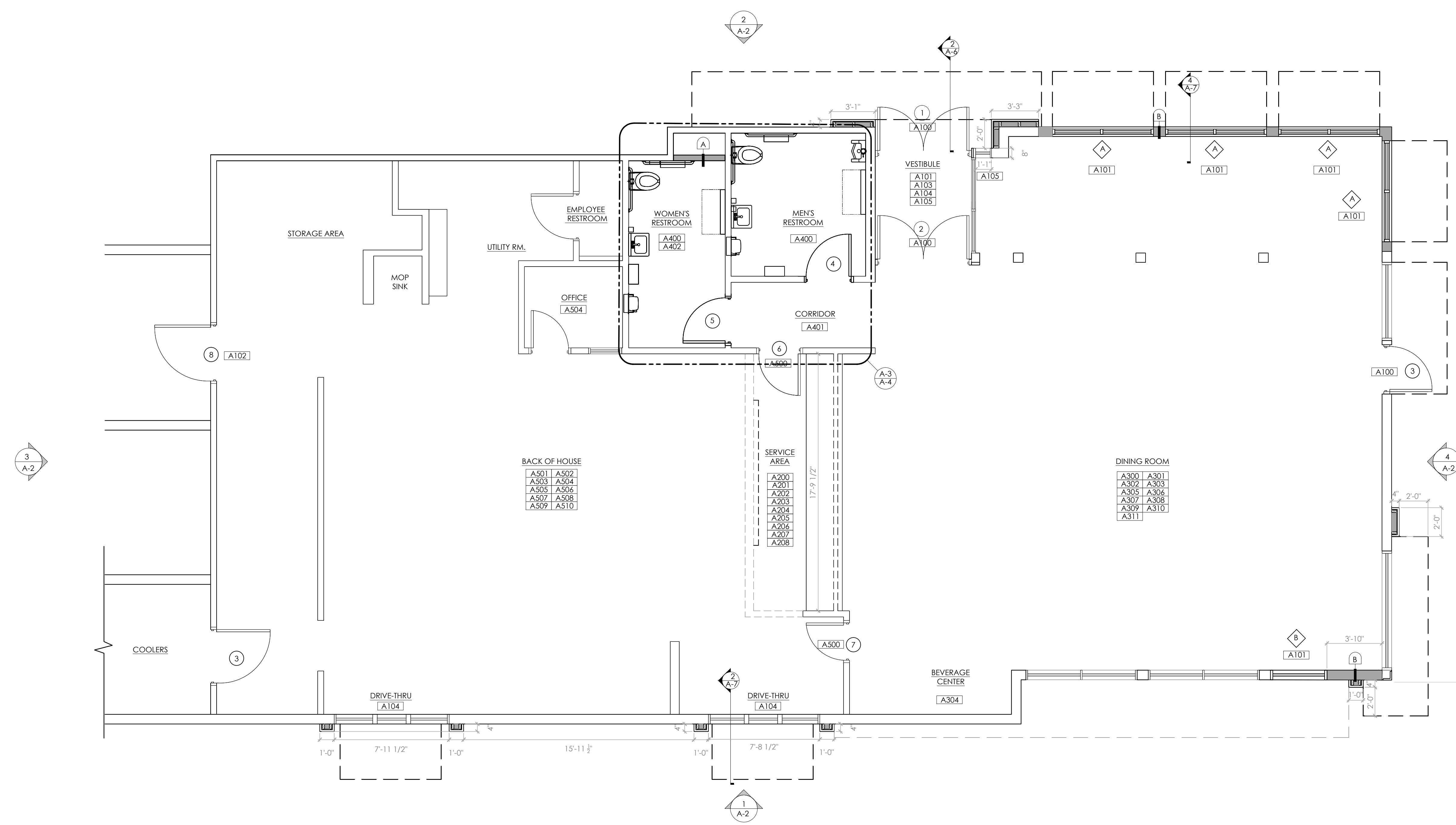


PROJECT	BURGER KING #5743 3100 GRATIOT AVE. MARYSVILLE, MI
SHEET TITLE	PROPOSED FLOOR PLAN

DO NOT SCALE THIS PRINT. USE FIGURED DIMENSIONS ONLY.

JOB #
TG-16353

SHEET
A-1



1 PROPOSED FLOOR PLAN
SCALE: 1/4" = 1'-0"

SCOPE OF WORK PROPOSED

- ENTRY LOCATIONS/BUILDING EXTERIOR**
 - A100 REPLACE ENTRY DOOR, WORN HARDWARE, & CLOSURE TO MEET ADA REQUIREMENTS. SEE SHEET A-1.1
 - A101 REPLACE DAMAGED WINDOWS & WINDOW GASKETS
 - A102 REPLACE REAR DELIVERY DOOR & FRAME.
 - A103 REFINISH ENTRY VESTIBULE TO MATCH NEW DINING RM. FINISHES.
 - A104 REPLACE SELF CLOSING DRIVE THRU WINDOW.
 - A105 REFINISH NEW BRICK UNDER WINDOW
- SERVICE AREA**
 - A200 ADD NEW SOFFIT ABOVE SERVICE COUNTER AS PER 20/20 DECOR. REFER TO SHEET A-5.
 - A201 REPLACE SERVICE COUNTER.
 - A202 LOWER FRONT COUNTER KNEE WALL TO MEET ADA REQUIREMENTS.
 - A203 REPLACE WAINSCOT ON SERVICE COUNTER KNEE WALL AS PER 20/20 DECOR
 - A204 REPLACE SERVICE AREA WALL COVERING & WAINSCOT.
 - A205 REPLACE SERVICE AREA CHAIR RAIL.
 - A206 REPLACE QUEUE RAIL CAPS & SUPPORT STEEL.
 - A207 INSTALL WIFI CONNECTION AS PER DECOR DRAWINGS.
 - A208 INSTALL NEW FLOOR AND BASE TILE AS PER 20/20 DECOR PACKAGE.
- DINING ROOM**
 - A300 DELAMINATE SSD DOOR AS PER NEW DECOR PACKAGE.
 - A301 REPLACE NEW TABLE TOPS, BOOTHS & FREESTANDING CHAIRS AS PER DECOR.
 - A302 INSTALL NEW CHAIR RAILS, WINDOW SILLS & WAINSCOTING.
 - A303 REPLACE INTERIOR TRASH RECEPTACLES.
 - A304 INSTALL DRINK STATION GRAPHICS.
 - A305 REPAIR DECOR PACKAGE AS PER DECOR PACKAGE.
 - A306 INSTALL FLAT SCREEN TELEVISION.
 - A307 INSTALL NEW POWER OUTLETS WITHOUT EXPOSED RACEWAYS.
 - A308 REFER TO INTERIOR DECOR PACKAGE FOR LOCATIONS.
 - A309 INSTALL NEW DIVIDER WALL TOP CAPS.
 - A310 REFER TO REPLACE WALL COVERING AS PER NEW DECOR PACKAGE.
 - A311 REMOVE ALL OAK & WOOD TRIM
- RESTROOM**
 - A400 REFER TO SHEETS A-3/A-4 FOR DEMO/PROPOSED RESTROOM PLAN & ELEVATIONS.
 - A401 REFINISH RESTROOM CORRIDOR TO MATCH 20/20 DECOR PACKAGE.
 - A402 INSTALL NEW WALLS AS PER LAYOUT. REFER TO SHEETS A-3/A-4. DEMO/PROPOSED RESTROOM PLAN & ELEVATIONS.
- BACK OF HOUSE**
 - A500 REPLACE ENTRY AND PAINT DOOR FRAME.
 - A501 REPAIR FLOOR TILE & BASE THROUGHOUT BOH; REPLACE MISSING, BROKEN, LOOSE & MISMATCHED TILES; GROUT FLOOR AS NECESSARY TO MATCH EXST.
 - A502 REPLACE ANY DAMAGED FRP THROUGH OUT TO MATCH EXISTING BOH WALL FINISH.
 - A503 PAINT ELECTRICAL PANEL COVERS TO MATCH EXISTING BOH WALL FINISHES.
 - A504 REPLACE DESK & COUNTER IN THE OFFICE.
 - A505 REPAIR MOP SINKS.
 - A506 PAINT ELECTRICAL PANEL COVERS.
 - A507 INSTALL STAINLESS STEEL CORNER GUARDS.
 - A508 REPLACE FILTERS.
 - A509 REPAIR AND CLEAN "P" TRAPS.
 - A510 HVAC INSPECTION AND CERTIFICATION.

INTERIOR DECOR NOTE

- INTERIOR FINISHES, SEATING LOCATIONS, TV LOCATIONS AND SPECIFICATIONS TO BE PROVIDED BY DECOR VENDOR.
- GENERAL CONTRACTOR TO PROVIDE NECESSARY POWER AND CABLE FOR WIFI AND FLAT SCREEN TV LOCATIONS.

LEGEND

— EXISTING WALL TO REMAIN

— NEW WALL

TAG KEY

ELEVATION TAG	SECTION TAG	SCOPE TAGS	WALL TAG	DOOR TAG	WINDOW TAG
SEE SHEET A-2				SEE SHEET A-1.1	SEE SHEET A-1.1

WALL TYPE SCHEDULE

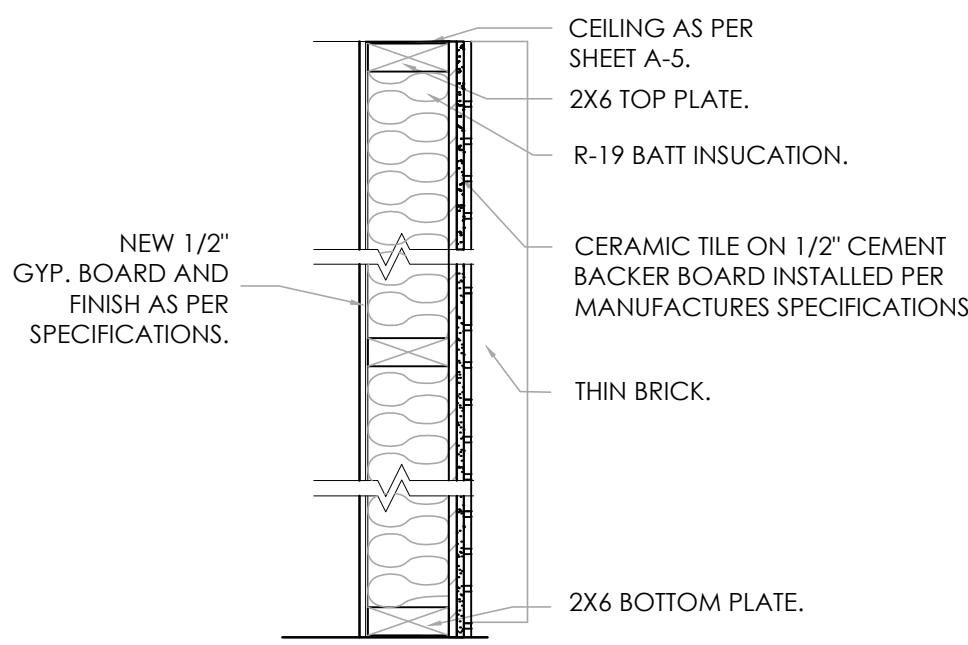
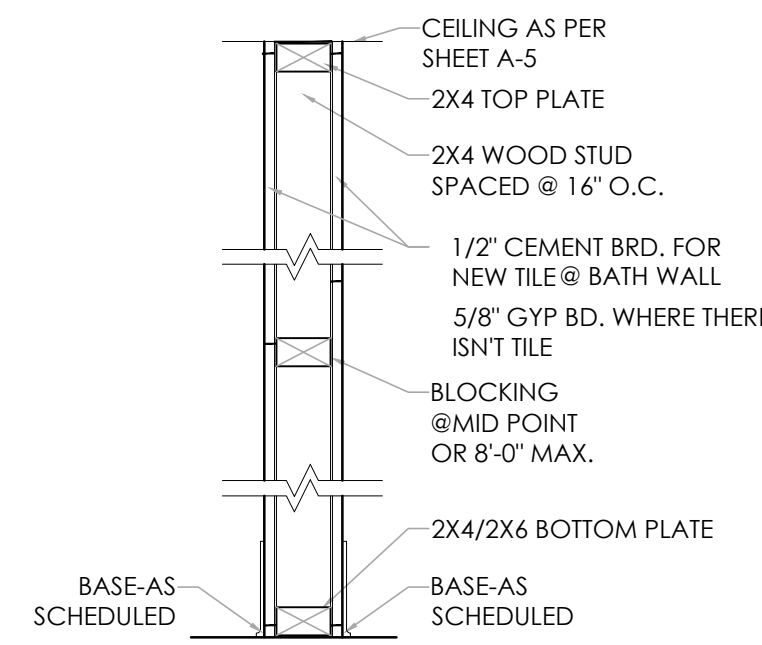
TAG	DESCRIPTION	HEIGHT**	WIDTH***	WALLBOARD REQUIREMENTS
A	WOOD STUD FULL HEIGHT WALL 2X4	FULL	SEE PLANS	MATCH FINISH AS PER DECOR PLANS

** HEIGHT OF ALL WALLS ARE MEASURED TO FINISHED HEIGHT OF WALL. BRACE STUDS ABOVE CEILINGS AS REQUIRED TO PROVIDE RIGID WALLS THROUGHOUT.
*** WALL WIDTH INCLUDES DRYWALL (UNLESS NOTED OTHERWISE) AND DOES NOT INCLUDE TILE/FRP FINISHES.

WALL TYPE SCHEDULE

TAG	DESCRIPTION	HEIGHT**	WIDTH***	WALLBOARD REQUIREMENTS
A	WOOD STUD FULL HEIGHT WALL 2X4	FULL	SEE PLANS	MATCH FINISH AS PER DECOR PLANS

** HEIGHT OF ALL WALLS ARE MEASURED TO FINISHED HEIGHT OF WALL. BRACE STUDS ABOVE CEILINGS AS REQUIRED TO PROVIDE RIGID WALLS THROUGHOUT.
*** WALL WIDTH INCLUDES DRYWALL (UNLESS NOTED OTHERWISE) AND DOES NOT INCLUDE TILE/FRP FINISHES.



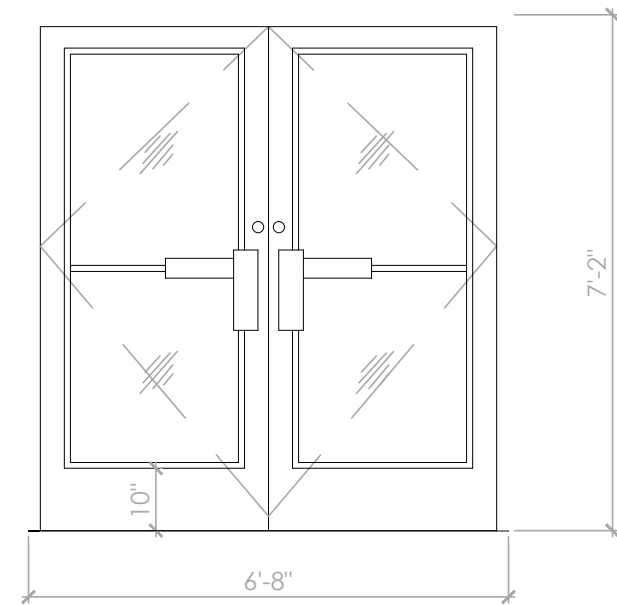
DOOR AND WINDOW SCHEDULE

DOOR
 OPENING: 3'-0"x7'-2"x1 3/4" AD x AF MATERIAL: ALUMINUM / GLASS FINISH: FACTORY FINISH - REFER TO SHEET A-2

FRAME
 MATERIAL: EXST FINISH: REF DECOR SHEET

HARDWARE
 ENTRANCE DOOR HARDWARE SHALL CONSIST OF OFFSET PIVOTS, ADAMS RITE MS 1852S DEAD BOLT LOCK, NORTON 1605 SURFACE CLOSER WITH BACK CHECK, 9" CLASSIC STRAIGHT DOOR PULLS IN POLISHED STAINLESS OR CHROME, AND STANDARD THRESHOLDS. LOCKS, CYLINDERS, AND THRESHOLDS SHALL BE OMITTED ON INTERIOR VESTIBULE DOORS, (IF VESTIBULE IS PROVIDED) DUMMY CYLINDERS SHALL BE PROVIDED ON THE EXTERIOR OF ALL DOORS EXCEPT AT MAIN ENTRY.

GLAZING
 GLAZING FOR EXTERIOR DOORS TO COMPLY WITH IECC 2009 ENERGY CODE 502.4 ALL GLAZED ENTRANCE DOORS MAXIMUM AIR LEAKAGE RATE SHALL BE 1.00 CFM/FT² OF DOOR AREA WHEN TESTED IN ACCORDANCE WITH ASTM E 283. .45 U-FACTOR REQUIRED.

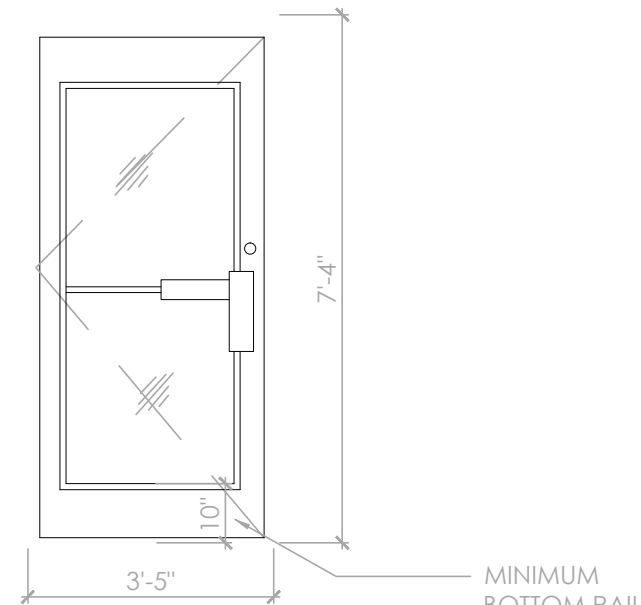


ENTRY VESTIBULE DOOR (1) (2)
 NOT TO SCALE

DOOR
 OPENING: 3'-0"x6'-4"x1 3/4" AD x AF MATERIAL: ALUMINUM / GLASS FINISH: FACTORY FINISH - REFER TO SHEET A-2

FRAME
 MATERIAL: EXST FINISH: REF DECOR SHEET

REMARKS
 DUMMY CYLINDERS SHALL BE PROVIDED ON THE EXTERIOR OF ALL DOORS EXCEPT AT MAIN ENTRY.

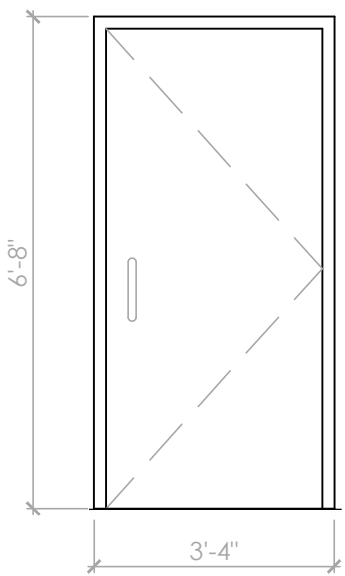


DINING ROOM DOOR (3)
 NOT TO SCALE

DOOR
 OPENING: 3'-0"x6'-10"x1 3/4" WD x AF MATERIAL: SOLID CORE HPL FINISH: REFERENCE DECOR SHEETS.

FRAME
 MATERIAL: EXISTING FINISH: REFERENCE DECOR SHEETS.

REMARKS
 *AS AN OPTION IN LIEU OF SOLID CORE DOORS AND HOLLOW METAL FRAMES, PROVIDE MARLITE HPL DOORS WITH ALUMINUM FRAMES (REF. ID SHEETS FOR COLOR)

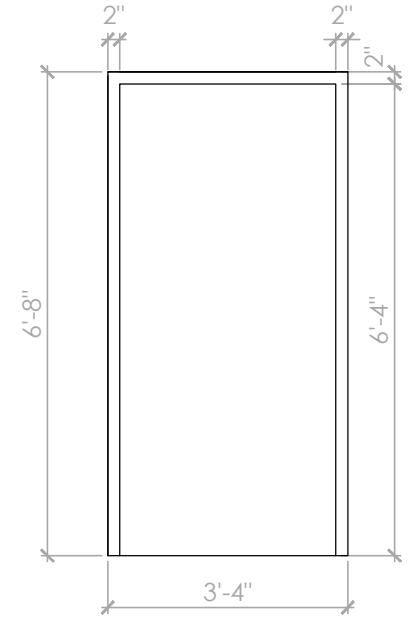


RESTROOM DOOR (4) (5)
 NOT TO SCALE

DOOR
 OPENING: 3'-0"x6'-8"x1 3/4" WD x AF MATERIAL: SOLID CORE HPL FINISH: REFERENCE DECOR SHEETS.

FRAME
 MATERIAL: EXISTING FINISH: REFERENCE DECOR SHEETS.

REMARKS
 *AS AN OPTION IN LIEU OF SOLID CORE DOORS AND HOLLOW METAL FRAMES, PROVIDE MARLITE HPL DOORS WITH ALUMINUM FRAMES (REF. ID SHEETS FOR COLOR)

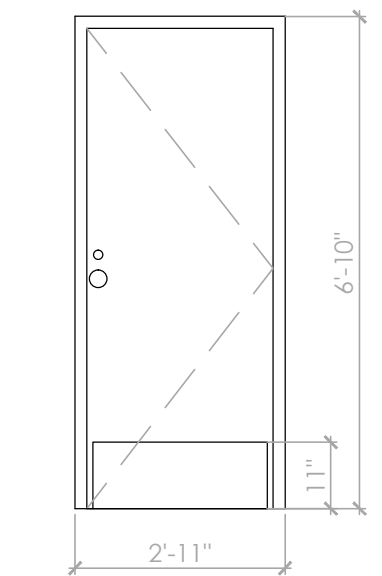


DOOR FRAME
 NOT TO SCALE

DOOR
 OPENING: 3'-0"x6'-8"x1 3/4" WD x AF MATERIAL: SOLID CORE HPL FINISH: REFERENCE DECOR SHEETS.

FRAME
 MATERIAL: ALLUMINIUM FINISH: REFERENCE DECOR SHEETS.

REMARKS
 SIGN PACKAGE: 1 "KITCHEN" AND CORRESPONDING SIGNAGE IN GRADE TWO BRAILLE PER ADA REQUIREMENTS. SIGNS FURNISHED BY DECOR SUPPLIER. SIGNS INSTALLED BY GENERAL CONTRACTOR PER ADA REQUIREMENTS. AS AN OPTION IN LIEU OF SOLID CORE DOORS AND HOLLOW METAL FRAMES, PROVIDE MARLITE HPL DOORS WITH ALUMINIUM FRAMES (REF. ID SHEETS FOR COLOR)



SERVICE DOOR (6) (7)
 NOT TO SCALE

DOOR
 OPENING: 3'-8"x7'-0"x1 3/4" MD x MF MATERIAL: HOLLOW METAL FINISH: PAINT - REFER TO SHEET A-2

FRAME
 MATERIAL: HOLLOW METAL FINISH: PAINT - REFER TO SHEET A-2

REMARKS
 DUMMY CYLINDERS SHALL BE PROVIDED ON THE EXTERIOR OF ALL DOORS EXCEPT AT MAIN ENTRY.

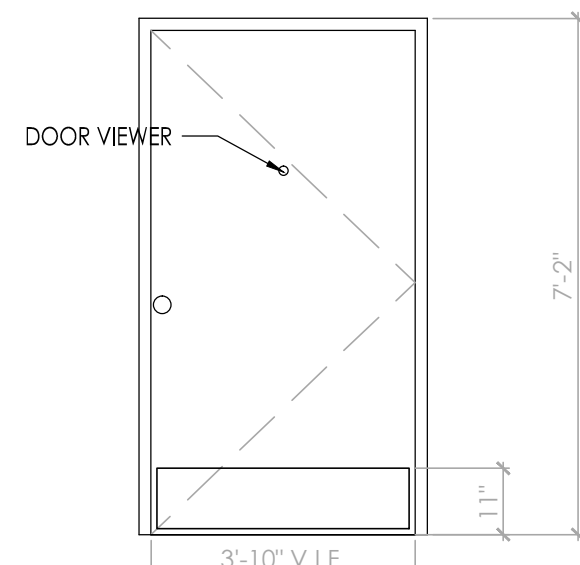
DOOR
 OPENING: 3'-8"x7'-0"x1 3/4" MD x MF MATERIAL: HOLLOW METAL FINISH: PAINT - REFER TO SHEET A-2

FRAME
 MATERIAL: HOLLOW METAL FINISH: PAINT - REFER TO SHEET A-2

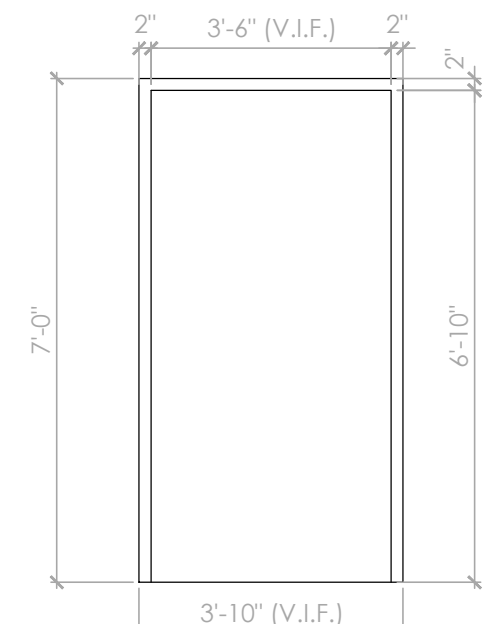
REMARKS
 DUMMY CYLINDERS SHALL BE PROVIDED ON THE EXTERIOR OF ALL DOORS EXCEPT AT MAIN ENTRY.

DOOR SWEEP: 1 EACH NATIONAL GUARD 200NA x 48" WEATHERSTRIP: 1 SET NATIONAL GUARD 160SA 1@48", 2@84"

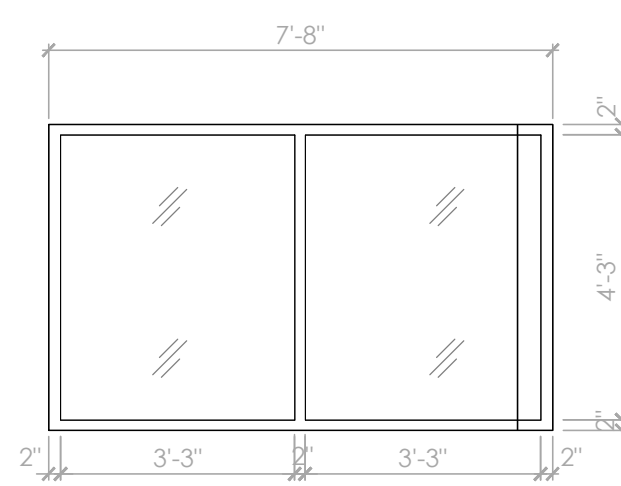
NOTE:
 GC TO VERIFY DOOR SIZES & SWING.



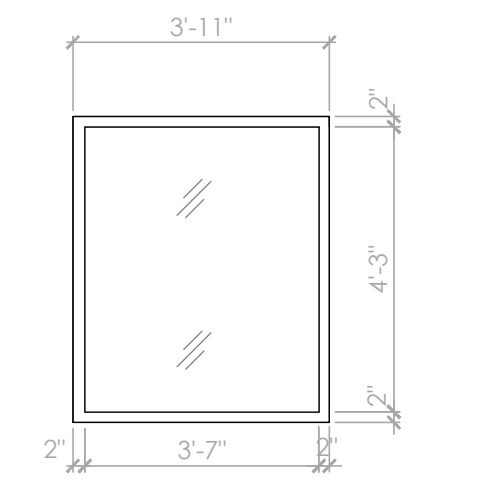
REAR SERVICE DOOR (8)
 NOT TO SCALE



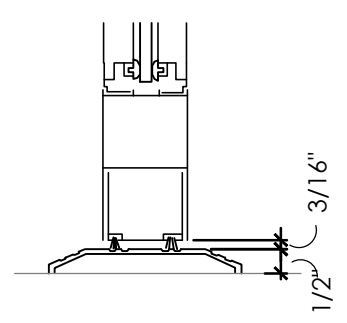
DOOR FRAME
 NOT TO SCALE



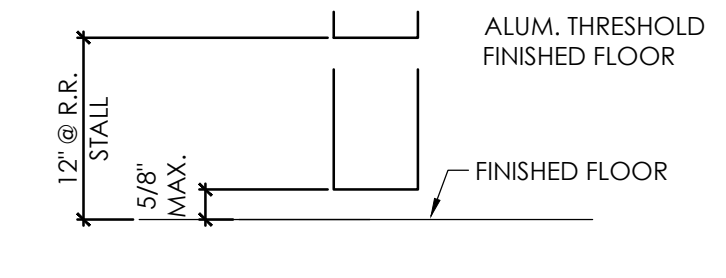
FRONT AND SIDE WINDOW (A)
 NOT TO SCALE



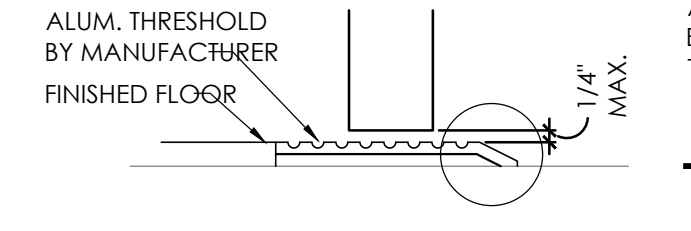
SINGLE SIDE WINDOW (B)
 NOT TO SCALE



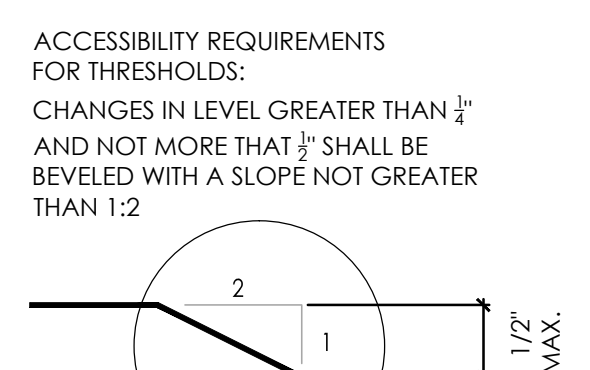
(A) THRESHOLD
 NOT TO SCALE



(B) THRESHOLD
 NOT TO SCALE



(C) THRESHOLD
 NOT TO SCALE




ACCESSIBILITY REQUIREMENTS FOR THRESHOLDS:
 CHANGES IN LEVEL GREATER THAN 1/4" AND NOT MORE THAN 3/4" SHALL BE BEVELED WITH A SLOPE NOT GREATER THAN 1:2


No.	Date	By	Notes
1	6/8/16	JW	SUBMITTED TO CITY
2	6/22/16	CG	REVISION 1

Drawn By: PM
 Checked: SB
 Scale: AS NOTED
 Date: 04.01.16

ALL RIGHTS RESERVED. NO PART OF THESE DRAWINGS OR SPECIFICATIONS SHALL BE REPRODUCED OR USED IN CONNECTION WITH ANY WORK OTHER THAN THE SPECIFIC PROJECT FOR WHICH THEY HAVE BEEN PREPARED, WITHOUT PRIOR WRITTEN AUTHORIZATION FROM THE ARCHITECT.



TECHNICAL GROUP, INC.
 37716 Hills Tech Drive
 Farmington Hills, MI 48331
 (248) 426-8000
 FAX (248) 426-7004



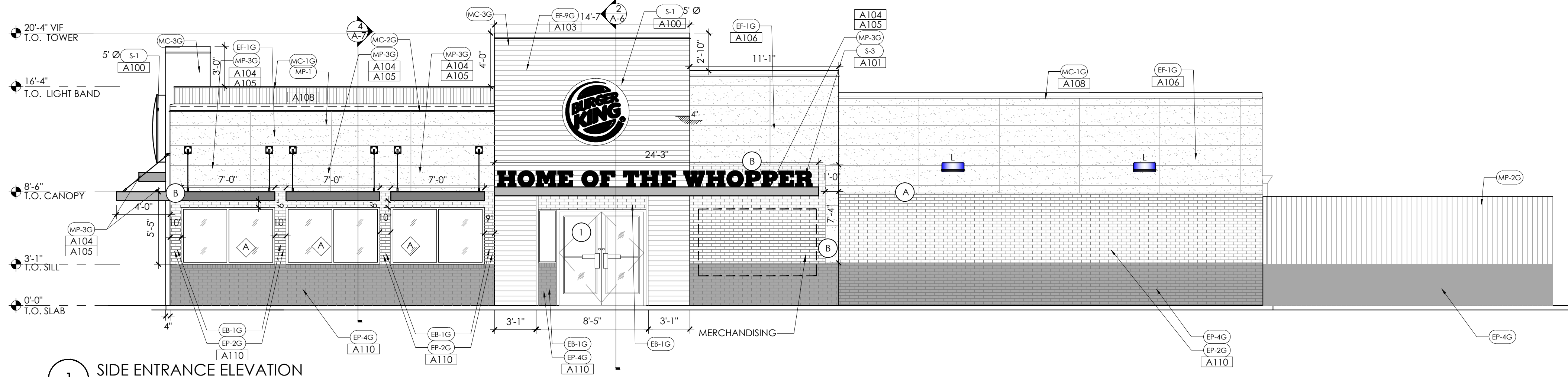
PROJECT
 BURGER KING #5743
 3100 GRATIOT AVE.
 MARYSVILLE, MI

SHEET TITLE
 DOOR/WINDOW SCHEDULE & DETAILS

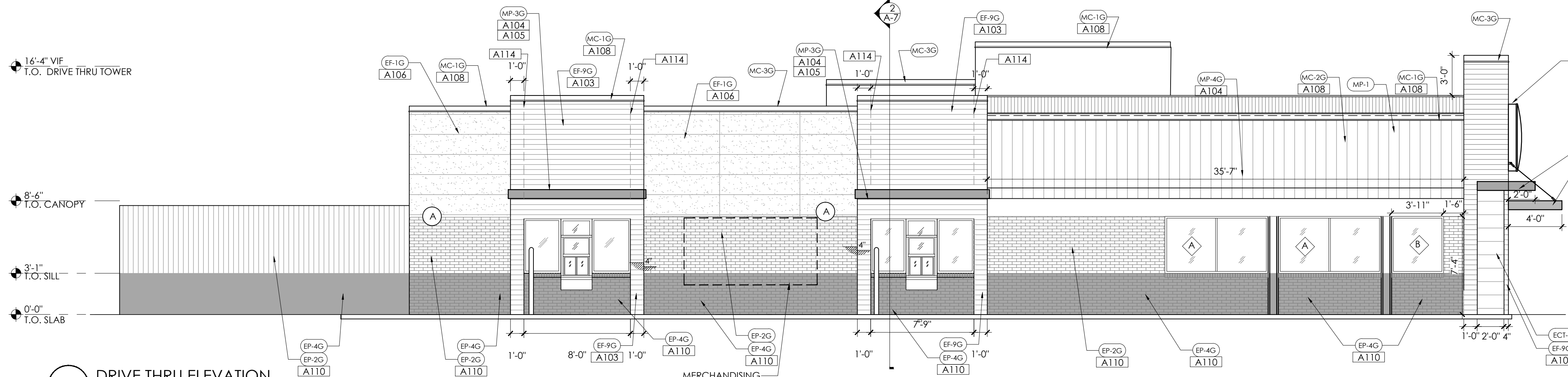
DO NOT SCALE THIS PRINT. USE FIGURED DIMENSIONS ONLY.

JOB #
 TG-16353

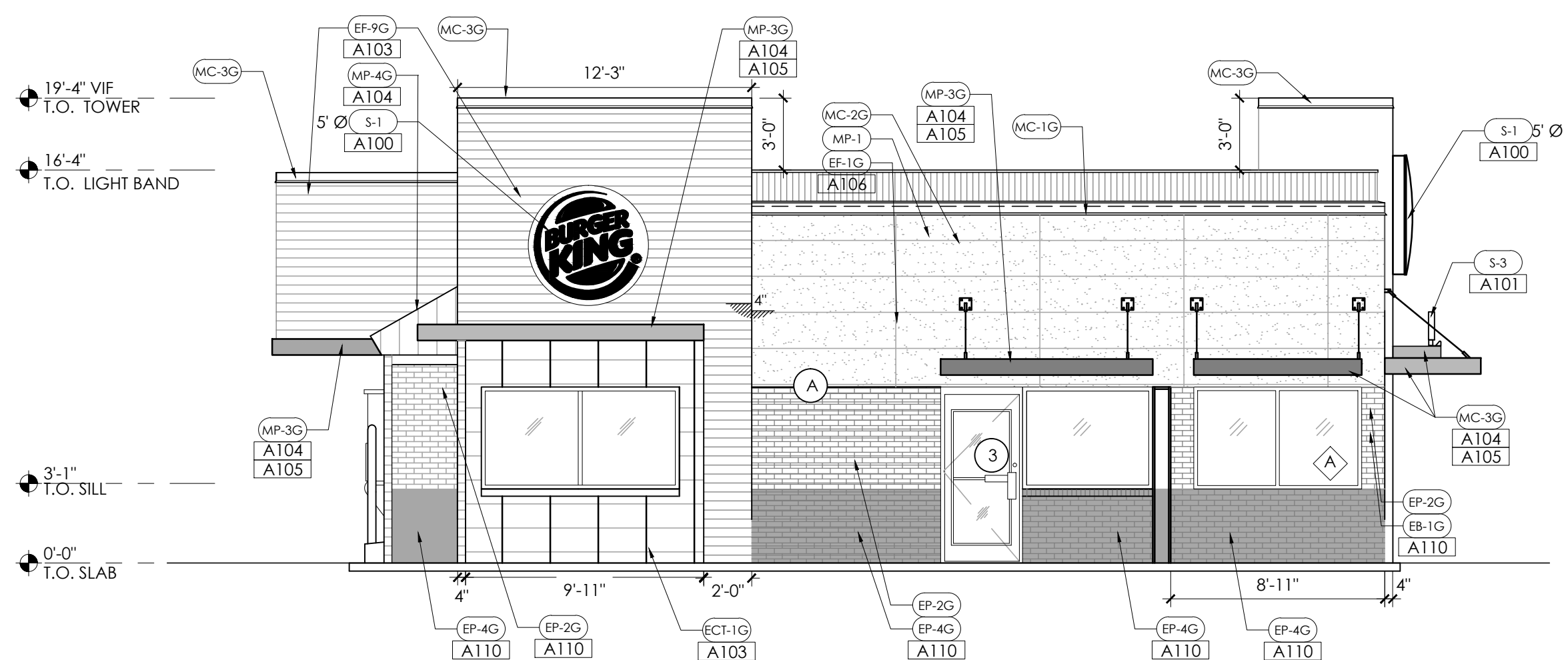
SHEET
 A-1.1



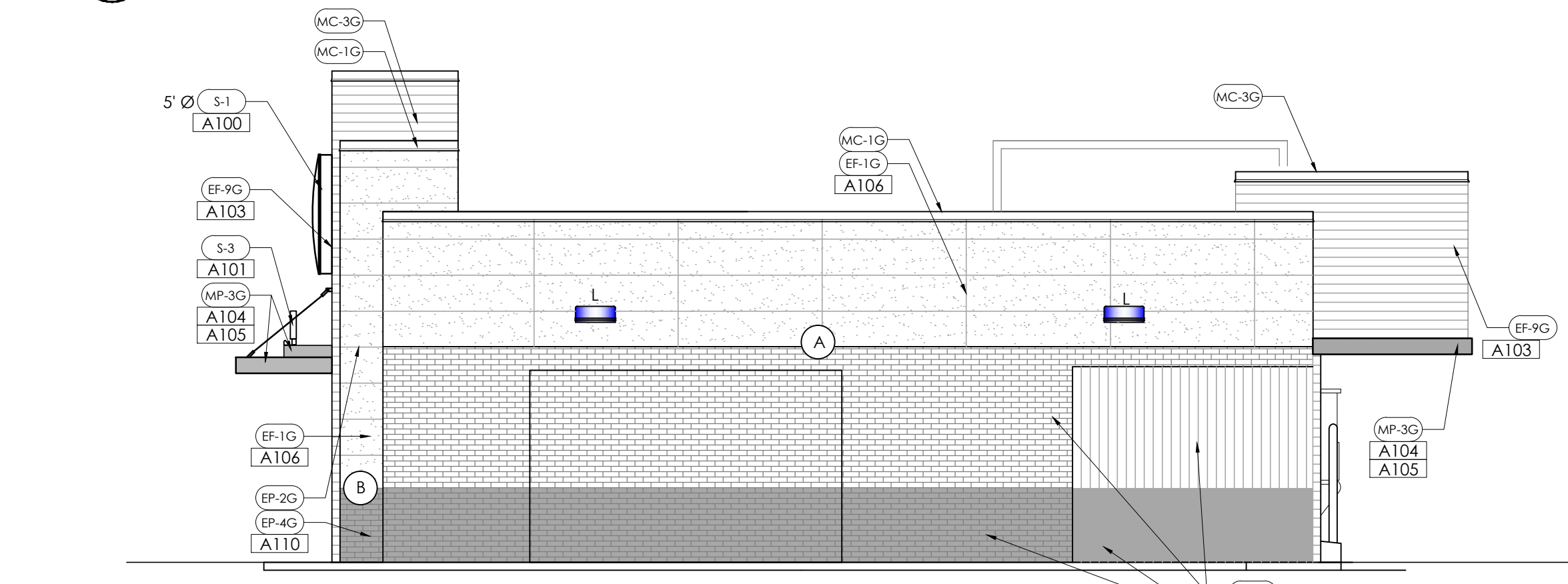
1 SIDE ENTRANCE ELEVATION
SCALE: 3/16" = 1'-0"



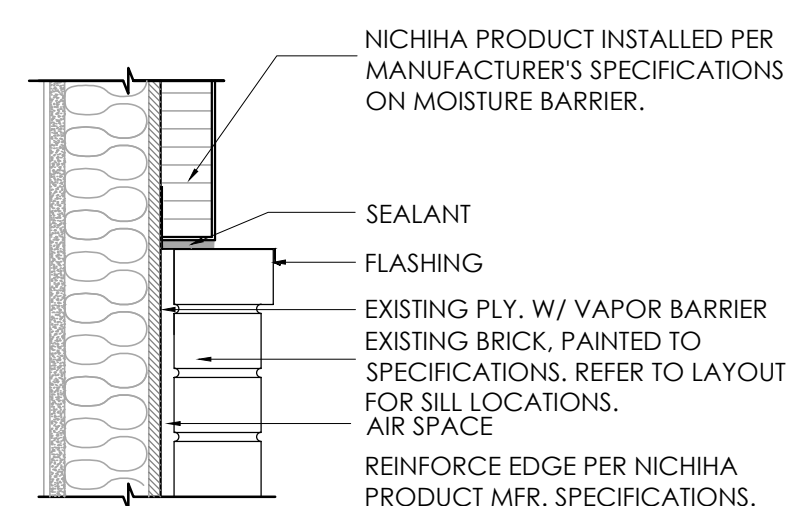
2 DRIVE THRU ELEVATION
SCALE: 3/16" = 1'-0"



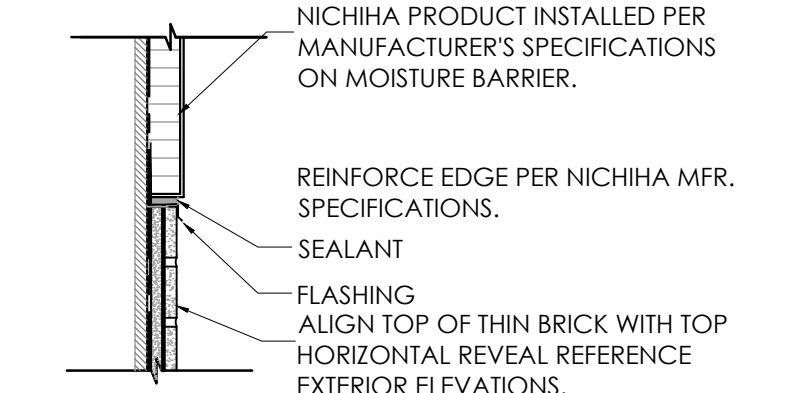
3 MAIN ENTRANCE ELEVATION
SCALE: 3/16" = 1'-0"



4 REAR ELEVATION
SCALE: 3/16" = 1'-0"



A BRICK/NICHIHA TRANSITIONS
SCALE: NO SCALE



B THIN BRICK/NICHIHA TRANSITIONS
SCALE: NO SCALE

SECTION TAG	SCOPE TAG	DOOR TAG	WINDOW TAG	MATERIAL TAG
	A#	#	◇	AA-#
		SEE SHEET A-1.1	SEE SHEET A-1.1	SEE SHEET A-2

EXTERIOR MATERIALS & FINISH SCHEDULE

TAG	MATERIAL	LOCATION	MANUFACTURER	PRODUCT	COLOR
EB-1G	EXTERIOR BRICK		PINE HALL BRICK	FACE BRICK	OLD IRVINGTON O/S
EF-1G	FIBER CEMENT SIDING PANELS	GENERAL	NICHIHA CEMENT PANELS	NICHIHA ARCHITECTURAL BLOCK - LARGE 18" X 6"	COLOR TO MATCH EP-2G 'TAUPE TONE' - STACKED BOND. (PANELS CAN COME PRE-PAINTED)
EF-4G	EXTERIOR STUCCO FINISH	GENERAL	STO OR APPROVED EQUAL	STO POWERWALL STUCCO SYSTEM TEXTURE: FINE SAND	COLOR TO MATCH EP-4G 'MONTERREY CLIFFS' COLOR TO MATCH EP-7G 'FLAMING RED'
EF-9G	EXTERIOR FINISH FIBER CEMENT SIDING	EXTERIOR SIGN ARCHONS	NICHIHA	NICHIHA BOARD - VINTAGE WOOD EF762	CEDAR
TR-1G	ALUMINUM TRIMS				
EP-2G	EXTERIOR PAINT	EXTERIOR GENERAL		PRIMER: 17-921 PAINT: 6-2045XI	TAUPE TONE CUSTOM FORMULA
EP-4G	EXTERIOR PAINT	EXTERIOR WAINSCOT		PRIMER: 17-921 PAINT: 6-2045XI	MONTERREY CLIFFS10YY 14/080
EP-6G	EXTERIOR PAINT	EXTERIOR ACCENT FOR METAL SUBSTRATES ONLY	PPG	PRIMER: 6-212 PAINT: 6-230	BURGER KING SILVER CUSTOM FORMULA
EP-68G	EXTERIOR PAINT	EXISTING STANDING SEAMMETAL ROOF		PRIMER: 90-712 PAINT: 90-1110	MARCH WIND CUSTOM FORMULA
EP-8G	EXTERIOR PAINT	METAL COPING AT ARCHON TOWERS		PRIMER: 17-921 PAINT: 6-2045XI	CEDAR CUSTOM FORMULA
EXT-G	EXTERIOR PAINT	POLES & SIGNS		PRIMER: 90-712 PAINT: 90-353	BLACK
ECT-1G	EXTERIOR CERAMIC TILE	EXTERIOR ACCENT	GRANITE FIANDRE/ EUROWEST	SENSIBLE STONE ED5052 (USE EGR-4G)	RED NATURAL STACKED BOND PATTERN 12" X24"
MC-1G	METAL COPING	TOP OF LIGHT BAND WALL CAP		PERMA SNAP PLUS	A-30 SILVERSMITH
MC-2G	METAL COPING	BELOW LIGHT BAND	W.P. HICKMAN SYSTEMS	PERMA SNAP PLUS	FACTORY FINISH TO MATCH EP-2G (TAUPE TONE)
MC-3G	METAL COPING	TOP OF ARCHON		PERMA SNAP PLUS	COPING TO BE PAINTED EP-8G (CEDAR)
MP-1	CORRUGATED METAL L.E.D. LIGHT BAND	PARAPET BAND	LEKTRON	LED LIGHT BAND	
MP-3G	METAL CANOPY	ABOVE DOORS/WINDOWS	W.P. HICKMAN SYSTEMS	CUSTOM METAL CANOPY	FACTORY FINISH TO MATCH EP-1 CLEAR ANODIZED
MP-4	METAL AWNING/ABOVE WINDOWS/MANSARD ROOF	MANSARD ROOFING/ABOVE WINDOWS	FIRESTONE METAL PRODUCTS	STANDING SEAM METAL ROOF UC-4 PROFILE	SILVER METALLIC SR
S-1	LOGO SIGN: 4' OR 3' Ø	AT TOWER	CUSTOM		
S-3	FLAME GRILLING	AT ENTRY TOWER	CUSTOM		

PROPOSED SCOPE OF WORK

- ELEVATIONS
 - A100] INSTALL ROUND BUTTON BK LOGOS, 6' Ø AT MAIN ENTRY.
 - A101] INSTALL HOTW CHANNEL LETTERS (MAT. SCHEDULE ITEM S-3). HOME OF THE WHOPPER SIGN TO BE ATTACHED TO MAIN ENTRY CANOPY.
 - A102] SKIM COAT EXISTING EIFS AND ADD REVEALS, SEE DETAIL A.
 - A103] INSTALL NICHIHA (EF-9) AT TOWERS AS PER SPECIFICATION.
 - A104] INSTALL TOWER ELEMENTS AS PER PLAN & SPEC.
 - A105] INSTALL CANOPIES/ARCHONS AS SHOWN.
 - A106] INSTALL EIFS WHERE MANSARD WAS REMOVED ON MAIN ENTRY SIDE.
 - A107] INSTALL SILVER STANDING SEAM METAL ROOF ON EXISTING PLAYGROUND MANSARD.
 - A108] INSTALL NEW METAL COPING THROUGHOUT, AS PER SPECIFICATIONS
 - A109] INSTALL NEW GATE, GATE HARDWARE, PAINT TRASH ENCLOSURE AND GATE TO SPEC.
 - A110] PAINT EXISTING BRICK TO NEW IMAGE. REFER TO FINISH SCHEDULE.
 - A111] INSTALL ENTRY SNAP FRAMES - 2 REQUIRED AT ENTRANCE DOORS.
 - A112] HOURS OF OPERATIONS SIGN - 2 REQUIRED.
 - A113] INSTALL DRIVE THRU SNAP FRAMES.
 - A114] EXTEND DRIVE THRU BUMP OUT TO MATCH, NEW FRAMING TO 2. ROOF MATCH EXISTING.
 - A200] TIE IN NEW ROOFING TOWER ELEMENTS WITH EXISTING ELEMENTS.
 - A201] CLEAN ROOF AND REPAIR ROOF LEAKS.
 - A202] ELIMINATE PONDING OF WATER.

GENERAL NOTES

MERCHANDISING AND GRAPHICS NOTE:
WALL FINISHES PER SCHEDULE ARE REQUIRED ON WALL BEHIND GRAPHICS AND MERCHANDISING.


FINISH NOTES:
ALL FINISHES AS PER GARDEN GRILL FINISH SCHEDULE.

FOR CLARIFICATION:
*LIGHT BAND IS A SCREENED UNIT. ONLY THE LIGHT WASH IS SEEN AS PART OF THE BANDING UNIT.


*ALL NICHIHA PANEL THAT IS TO BE INSTALLED IS TO BE INSTALLED AS PER MANUFACTURERS SPECIFICATIONS.

FOR NICHIHA BOARD INSTALLATION DETAILS AND INFORMATION REFER TO THE WEBSITE LISTED BELOW FOR MORE INFORMATION:
<http://www.nichiha.com/resources/cad>

Notes	Submitted to City	Revision 1
By	JW	CG
Date	6.8.16	6.22.16
No.	1	2
Drawn By: PM		
Checked: SB		
Scale: AS NOTED		
Date: 04.01.16		



TECHNICAL GROUP, INC.
37716 Hills Tech Drive
Farmington Hills, MI 48331
(248) 426-8000
FAX (248) 426-7004



PROJECT
BURGER KING #5743
3100 GRATIOT AVE.
MARYSVILLE, MI

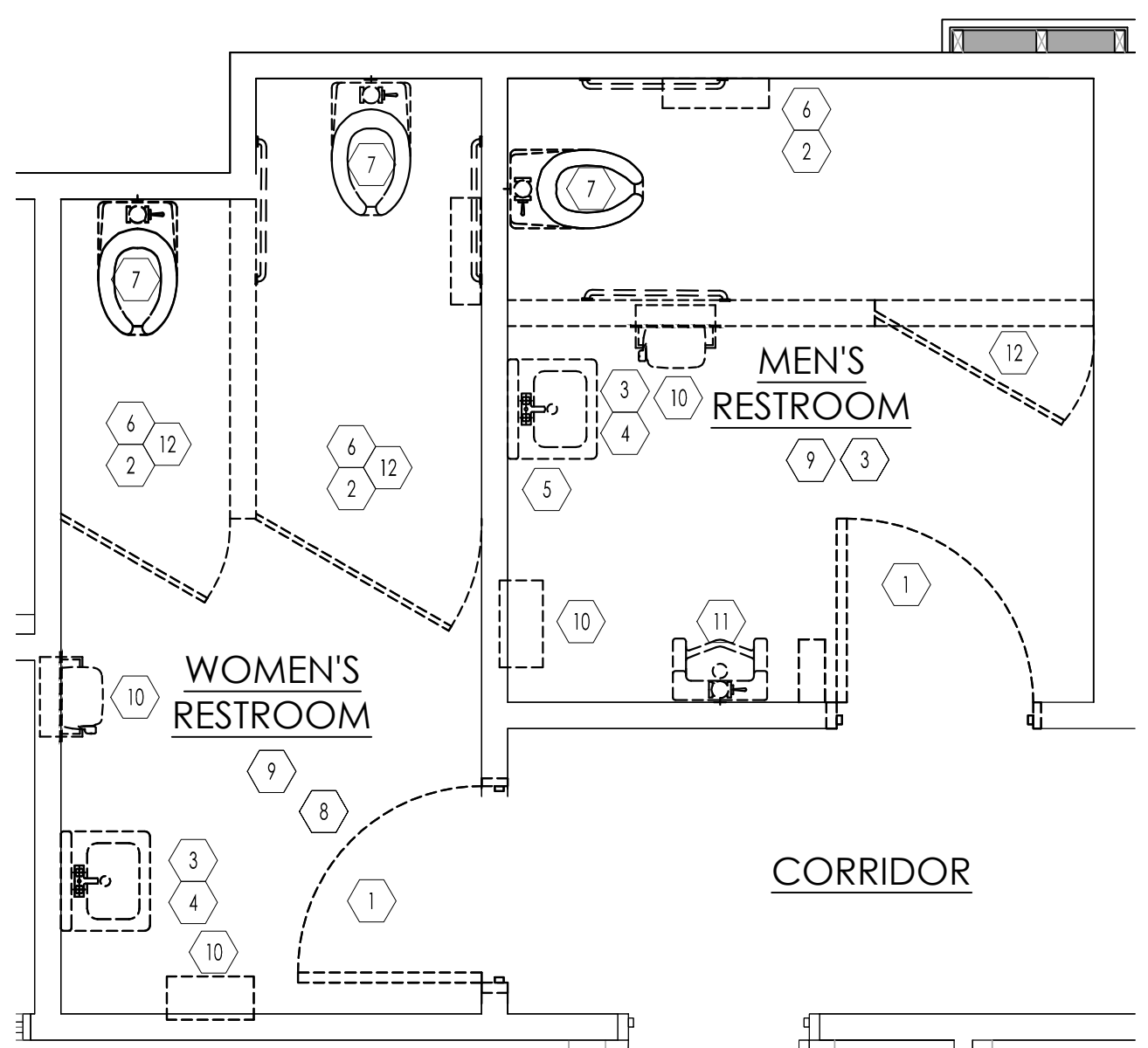
SHEET TITLE
PROPOSED EXTERIOR
ELEVATIONS

DO NOT SCALE THIS PRINT. USE FIGURED DIMENSIONS ONLY.

JOB #
TG-16353

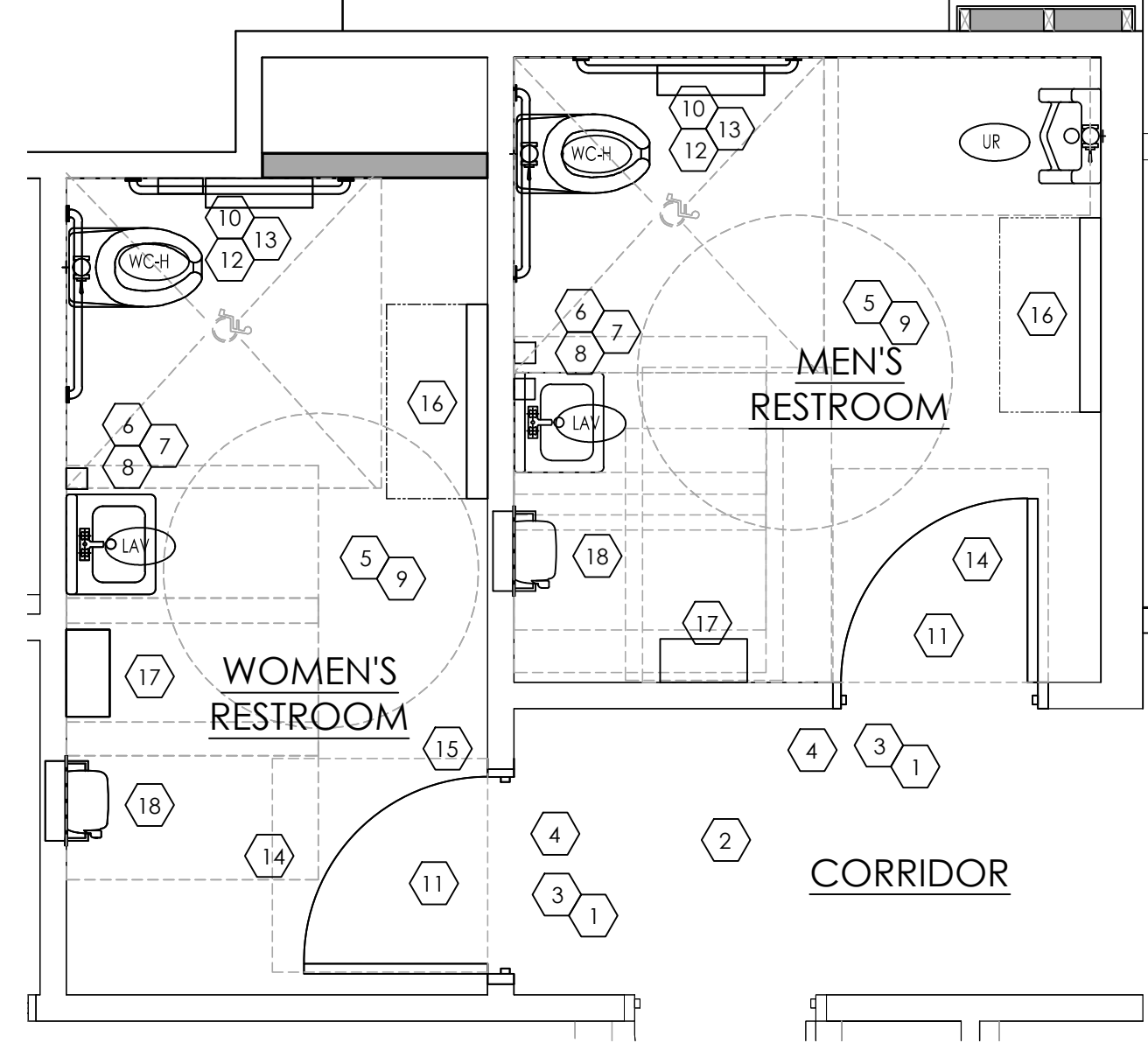
SHEET
A-2

WALL LEGEND	
	EXISTING WALL TO REMAIN
	EXISTING ITEM, CONSTRUCTION SYSTEM TO BE REMOVED



1 DEMOLITION PLAN
SCALE: 1/2" = 1'-0"

DEMO KEY NOTES	
1 DEMO RESTROOM DOORS	7 DEMO WATER CLOSET
2 DEMO GRAB BARS	8 DEMO FLOOR TILE CERAMIC WALL TILE & BASE
3 DEMO LAV, CAP OFF WATER AS NECESSARY	9 DEMO BROKEN OR CRACKED FLOOR TILE
4 DEMO MIRROR	10 DEMO EXCITING HAND DRYER & TRASH CAN
5 DEMO DISPENSERS AT LAVATORY	11 DEMO URINAL: CAP PLUMBING AS NECESSARY
6 DEMO TOILET PAPER DISPENSER	12 DEMO PARTITION & DOOR



2 PROPOSED RESTROOM LAYOUT
SCALE: 1/2" = 1'-0"

NOTE
REFER TO TOILET KEY ROOM NOTES THIS PAGE

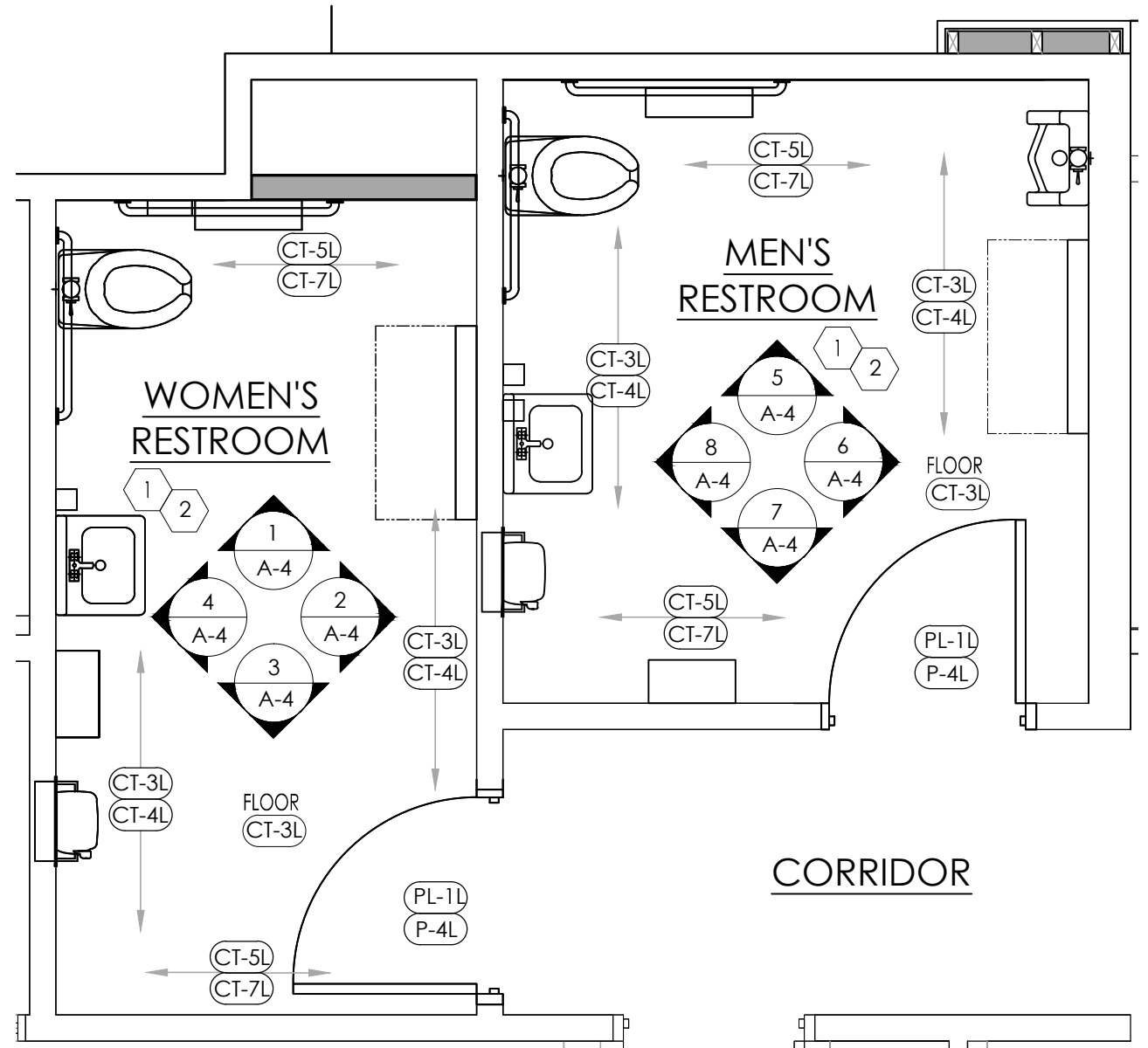
RESTROOM GENERAL NOTES

- CHANGES SHOWN ARE BASED ON FIELD MEASUREMENTS. CONTRACTOR SHALL DETERMINE ACTUAL PIPING LAYOUT BEFORE COMMENCING ANY CUTTING ACTIVITIES. COST OF SUCH DETERMINATION TO BE INCLUDED IN THE BASE BID.
- REFER TO SPECIFICATIONS FOR MATERIALS AND EQUIPMENT REQUIREMENTS.
- COORDINATE WORK WITH ALL OTHER TRADES BEFORE INSTALLATION TO ELIMINATE CONFLICTS.
- THIS SPACE/BUILDING SHALL BE SURVEYED BY A CERTIFIED CROSS CONNECTION CONTROL DEVICE INSPECTOR. A COPY OF THIS SURVEY SHALL BE SUBMITTED TO BUILDING SAFETY WITH THE APPROPRIATE FEES, PRIOR TO ISSUANCE OF CERTIFICATE OF OCCUPANCY.
- ALL TESTABLE BACKFLOW DEVICES SHALL BE TESTED AND REGISTERED WITH THE BUILDING SAFETY DIVISION. A COPY OF THE REGISTRATION AND APPROPRIATE FEES, SHALL BE SUBMITTED PRIOR TO ISSUANCE OF A CERTIFICATE OF OCCUPANCY.
- REFER TO ELEVATIONS, SHEET A-4 FOR FINISH DETAILS.

TOILET ROOM KEY NOTES

- INSTALL HIGH CONTRAST, RAISED LETTER AND BRAILLE SIGNAGE AT A CENTERLINE HEIGHT OF 5' AND IMMEDIATELY BESIDE THE DOOR IDENTIFYING ALL NAMED AREAS IN COMPLIANCE W/ANSI 703. (5.e.34, 5.d.35)
- MAINTAIN AN ACCESSIBLE ROUTE OF 36" WIDE TO ALL PUBLIC AREAS OF RESTAURANT. REMOVE PROTRUDING OBJECTS FROM THE PATH OF CIRCULATION. (IBC 1104 & ANSI 403.5)
- PRESSURE REQUIRED TO OPEN ALL DOORS NOT TO EXCEED 5 LBS. MAXIMUM. BOTTOM 10" OF DOOR MUST BE SMOOTH ON PUSH SIDE. ADJUST EXISTING DOOR PRESSURE IF NECESSARY. (ANSI 404.2.9 & 404.2.10)
- DOOR CLOSURE SHOULD TAKE 5 SECONDS MINIMUM TO CLOSE. REPAIR AND/OR REPLACE EXISTING DOOR CLOSER IF NECESSARY. (ANSI 404.2.8.1)
- ALL CONTROLS SUCH AS STALL LATCHES, DISPENSERS, ETC., MUST BE OPERABLE BY A CLOSED FIST. TOILET PARTITION DOORS TO BE SELF CLOSING TYPE (ANSI 308 & 309.)
- INSTALL NEW LAVATORIES w/CARRIER WALL MOUNTS INSTALL AT LEAST ONE NEW LAVATORY ON ACCESSIBLE PATH OF TRAVEL w/TOP OF BASIN 34" MAX. ABOVE FINISHED FLOOR, AND CLEAR HEIGHT BELOW FRONT OF LAVATORY 27" MIN. ABOVE FINISHED FLOOR. THE CLEAR WIDTH BELOW FRONT OF LAVATORY TO BE 30" MINIMUM. WRAP HOT WATER AND DRAIN TO PROTECT LEGS OF PERSONS IN WHEELCHAIR. (IBC 1008.3 & ANSI 606.)
- INSTALL NEW DISPENSERS UPON COMPLETION OF REMODEL INSTALL LAVATORY ACCESSORIES (TOWEL DISP., SOAP DISP.) ON ACCESSIBLE PATH OF TRAVEL WITH HIGHEST CONTROL FEATURE AT 46" MAX ABOVE FINISHED FLOOR, 24" MAXIMUM HORIZONTALLY FROM A 30"x48" CLEAR FLOOR AREA. (ANSI 309) (5.e.13, 5.d.13)
- INSTALL NEW MIRROR w/THE BOTTOM REFLECTING EDGE AT 40" MAXIMUM ABOVE FINISHED FLOOR (ANSI 603.3) (5.e.12, 5.d.12)
- INSTALL NEW WALL TILE AND FLOOR TILE AS PER SPEC. AND LAYOUT.
- ADA ACCESSIBLE WATER CLOSET IS TO BE INSTALLED w/SEAT @ 17" TO 19" A.F.F. w/FLUSH VALVE LOCATED ON OPEN SIDE OF STALL (ANSI 604). NON ACCESSIBLE WATER CLOSET TO BE INSTALLED AS INDICATED. (KEEP EXISTING)
- INSTALL COAT HOOK ON INSIDE OF DOORS; TO BE AT 48" MAX.
- INSTALL NEW GRAB BARS. INSTALL WITH CENTERLINE AT 33" TO 36" ABOVE FINISHED FLOOR SECURED TO WITHSTAND 250LB LOAD (ANSI 604.8.4.1)
- INSTALL TOILET FIXTURES (TISSUE DISP., SAN. NAPKIN DISP.) ACCESSIBLE TOILET PAPER DISPENSERS SHALL COMPLY W/ANSI 309.4 AND SHALL BE 7" MINIMUM AND 9" MAXIMUM IN FRONT OF THE WATER CLOSET. THE OUTLET OF THE DISPENSER SHALL BE 15" MINIMUM AND 48" MAXIMUM ABOVE THE FLOOR OR GROUND. THERE SHALL BE A CLEARANCE OF 1 1/2" MINIMUM BELOW AND 12" MINIMUM ABOVE THE GRAB BAR. DISPENSERS SHALL NOT BE OF A TYPE THAT CONTROL DELIVERY, OR THAT DO NOT ALLOW CONTINUOUS PAPER FLOW (ANSI 604.7)
- VERIFY DOORS IN RESTROOMS INCLUDE PUSH/PULL/KICKPLATES & CLOSURES IN COMPLIANCE W/ (ANSI 404)
- MAINTAIN CLEAR FLOOR SPACE BEYOND STRIKE JAMB AND ON FULL SIDE OF DOOR AS PER ADA REQUIREMENTS.
- CHANGING STATION: KOALA KARE #KB100-ST (HORIZONTAL)
- INSTALL NEW ELEC. HAND DRYER & TRASH CAN - G.C. TO PROVIDE ELECTRIC.
- INSTALL PAPER TOWEL WITH TRASH.

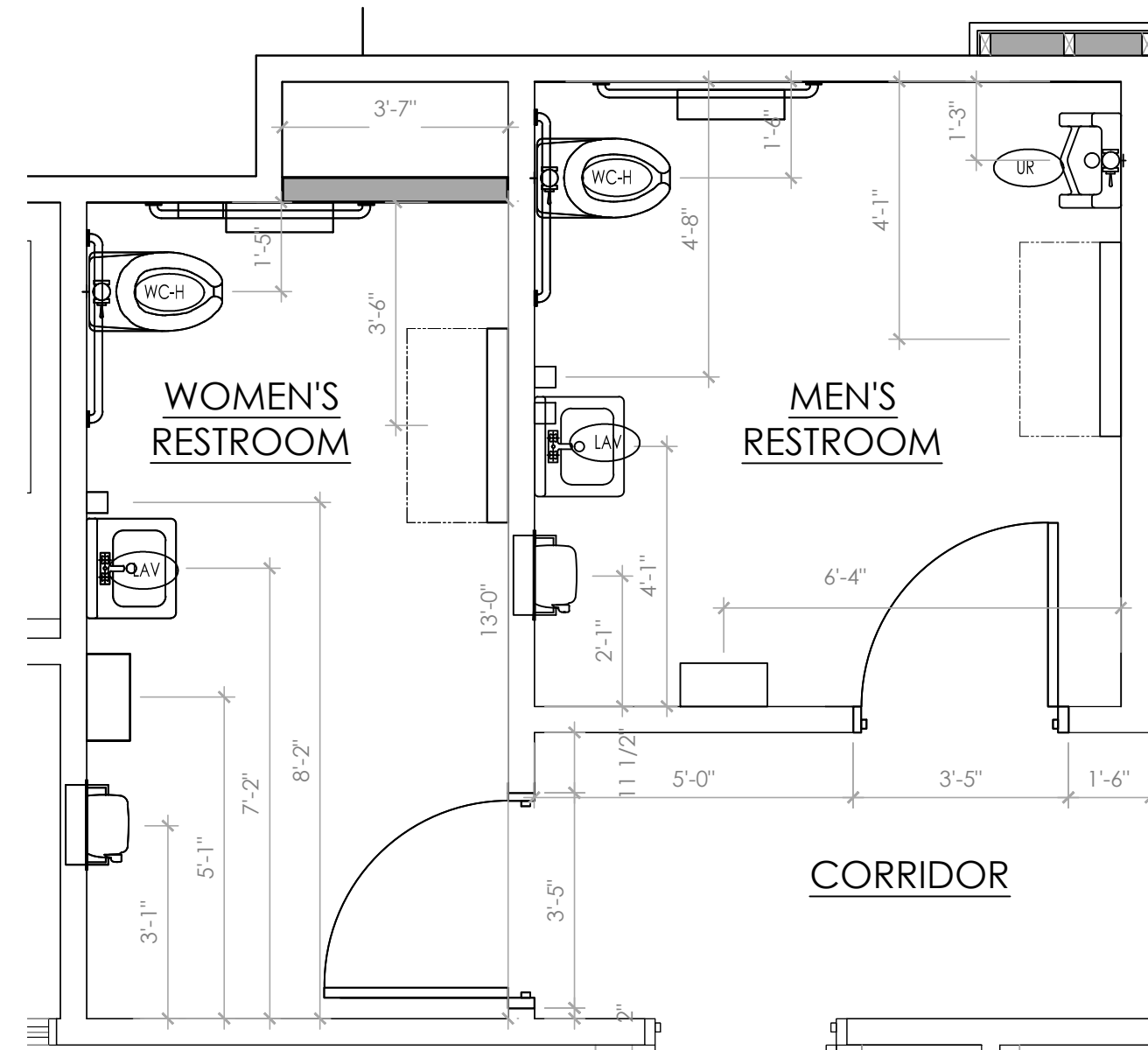
TAG KEY	ELEVATION TAG	KEY NOTE TAG	DOOR TAG	FIXTURE TAG	FINISH TAG
	SEE SHEET A-4		SEE SHEET A-1.1		



3 FINISH PLAN
SCALE: 1/2" = 1'-0"

FINISH KEY NOTES

- PATCH WALLS FROM WHERE WALLS WERE REMOVED



4 PROPOSED DIMENSION PLAN
SCALE: 1/2" = 1'-0"

FINISH SCHEDULE					
MARK	MATERIAL	LOCATION	MANUFACTURER	SPECIFICATION	INFORMATION
CT-3L	CERAMIC TILE	BATHROOMS	DALTILE	TORREON, TN99 COAL 12"x12"	USE W/ GR-3L
CT-4L	CERAMIC TILE	COVE BASE RESTROOMS	DALTILE	TORREON, TN99 COAL 6"x12"	USE W/ GR-3L
CT-5L	CERAMIC TILE	RESTROOMS	DALTILE	SAN MICHELLE, S130 CERMA (CROSS-CUT) 12"x12"	USE W/ GR-4L
CT-7L	CERAMIC TILE	COVE BASE RESTROOMS	DALTILE	SAN MICHELLE, S130 CERMA (CROSS-CUT) 6"x12"	USE W/ GR-4L
CT-8L	CERAMIC TILE	BULLNOSE RESTROOMS	DALTILE	TORREON, TN99 P-36C9T 6"x12"	
GR-3L	GROUT	BATHROOM WALL TILE	CUSTOM BUILDING PRODUCTS	#19 PEWTER POLYBLEND SANDED	
GR-4L	GROUT	BATHROOM WALL TILE	CUSTOM BUILDING PRODUCTS	#101 QUARTZ POLYBLEND SANDED	
P-4L	PAINT	DOOR FRAMES	GUIDDEN	PRIMER: DEVFLEX #4020 PFMMASTER PALETTE #10 YY 48/071 DIRECT TO METAL PRIMER & FLAT FINISH DUSTY TRAIL PAINT; LIFEMASTER OILINTERIOR/EXTERIOR SEMI-GLOSS#1506-0110 APPEARS LIKEATRE WPT15 SUPERMATTE #0TEBK FINISH IS SUPERMATTE. NO FINISH SUBSTITUTION	MASTER PALETTE #10 YY 30/106 WRIGHT STONE
PL-1L	LAMINATE	INTERIOR DOORS	POINITE		
SS-1	SOLID SURFACE	BATHROOMS	WILSONART	15725L ANTIQUE WHITE 2'x4'	

** ALL FINISHES ARE SUBJECT TO DECOR VENDOR UPDATES.


PLUMBING FIXTURE SCHEDULE							
MARK	FIXTURE	MANUFACTURER	MODEL NUMBER	MODEL NAME	VALVE	SUPPLY PIPING	WASTE PIPING
WC-H	WATER CLOSET - ADA	AMERICAN STANDARD	3043.001	MADERA	SLOAN ROYAL #110 ZURN #Z6000AV-HET 1.25GPF	1" CW	4"
WC	WATER CLOSET	AMERICAN STANDARD	2234.015	MADERA	SLOAN ROYAL #110 ZURN #Z6000AV-HET 1.25GPF	1" CW	4"
UR	URINAL - ADA	AMERICAN STANDARD	6501.010	WASHBROOK	SLOAN ROYAL #186 ZURN #Z6003AV-EWS .50 GPF	1/2" CW	2"
LAV	LAVATORIES	ZURN	25314.550.1.12.27.5	SOHO	KOHLER K-15598 FAUCET-OR-ZURN #7440-XL FAUCET	1/2" CW	2"

NOTES:


- COMPARABLE FIXTURES BY AMERICAN STANDARD, ELJER AND KOHLER ARE ACCEPTABLE TOILET SEATS TO BE 2. CHURCH 95055C, KOHLER K-4671-C, OLSONITE #10C OR EQUAL.
- ALL RESTROOMS FIXTURE MUST BE ADA COMPLIANT.

Notes	Submitted to City	Revision 1
By: JMW	CG	
Date: 6/8/16	6/22/16	
No. 1		
Drawn By: PM		
Checked: SB		
Scale: AS NOTED		
Date: 04.01.16		

ALL RIGHTS RESERVED. NO PART OF THESE DRAWINGS OR SPECIFICATIONS MAY BE REPRODUCED OR TRANSMITTED IN ANY FORM OR BY ANY MEANS, ELECTRONIC OR MECHANICAL, INCLUDING PHOTOCOPYING, RECORDING, OR BY ANY INFORMATION STORAGE AND RETRIEVAL SYSTEM, WITHOUT THE WRITTEN AUTHORIZATION OF THE ARCHITECT.



TECHNICAL GROUP, INC.
37716 Hills Tech Drive
Farmington Hills, MI 48331
(248) 426-8000
FAX (248) 426-7004



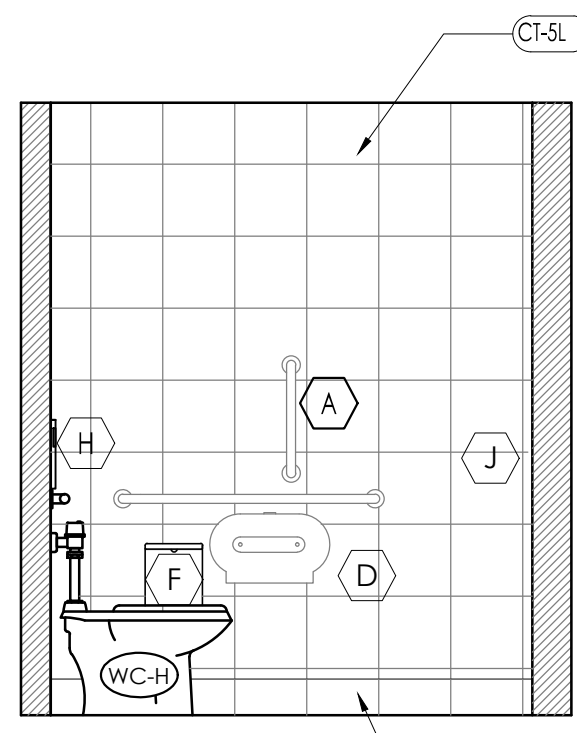
PROJECT: BURGER KING #5743
3100 GRATIOT AVE.
MARYSVILLE, MI

SHEET TITLE: DEMO/PROPOSED RESTROOM LAYOUTS

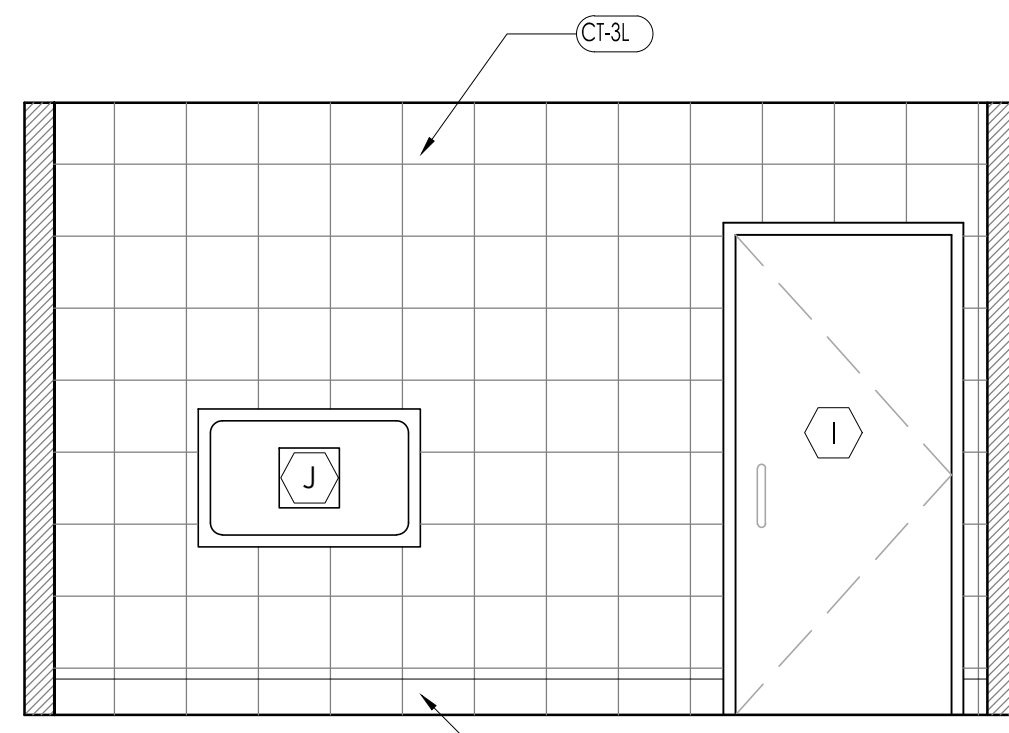
DO NOT SCALE THIS PRINT. USE FIGURED DIMENSIONS ONLY.

JOB # TG-16353

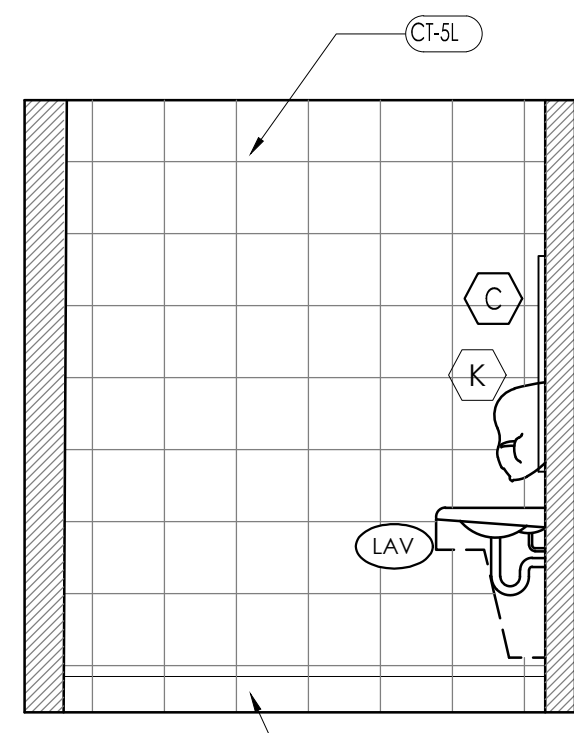
SHEET A-3



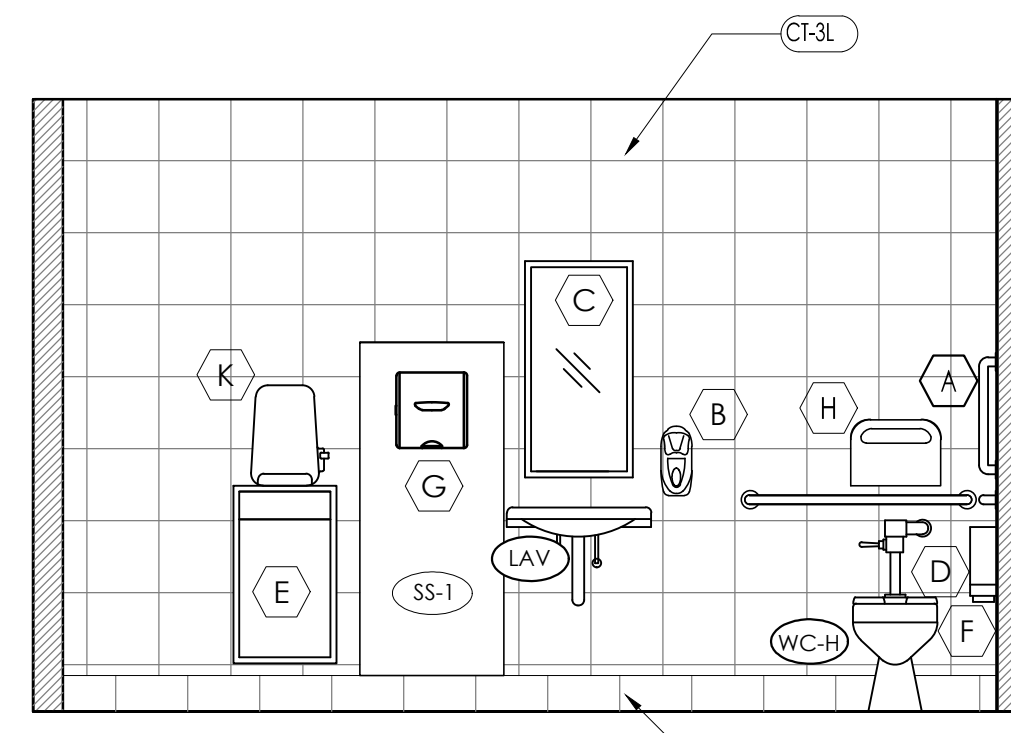
1 WOMEN'S RESTROOM ELEVATION
SCALE: 3/8" = 1'-0"



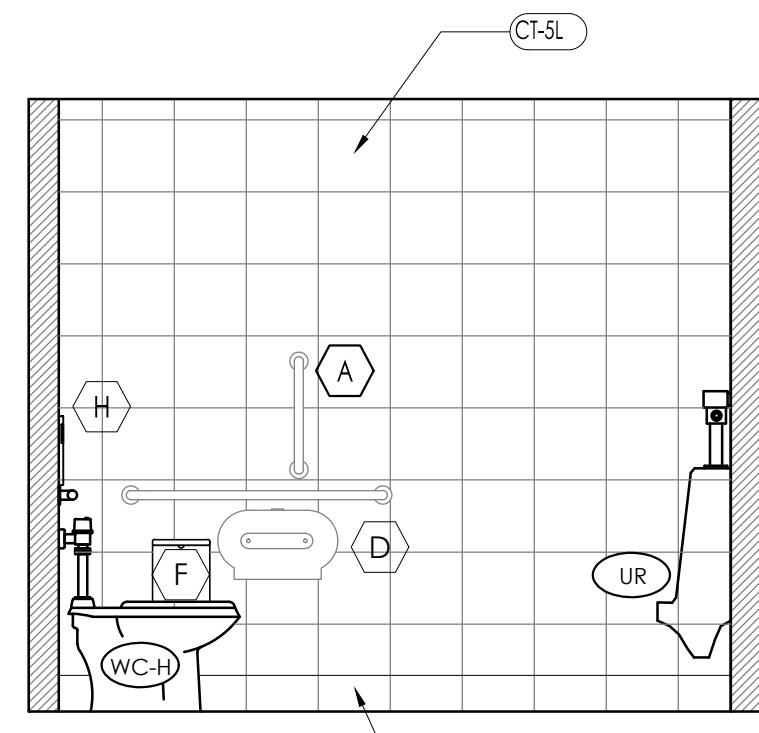
2 WOMEN'S RESTROOM ELEVATION
SCALE: 3/8" = 1'-0"



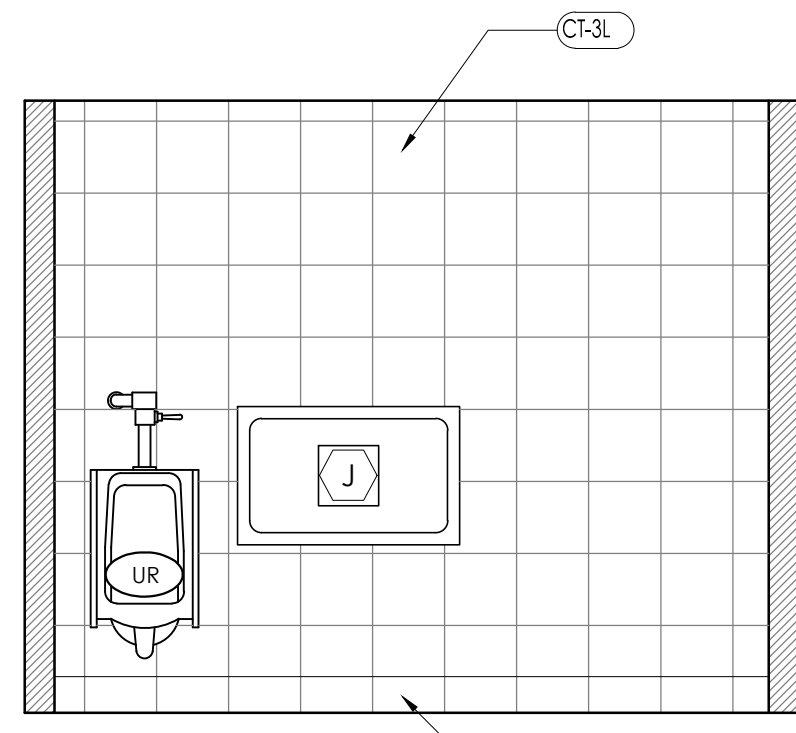
3 WOMEN'S RESTROOM ELEVATION
SCALE: 3/8" = 1'-0"



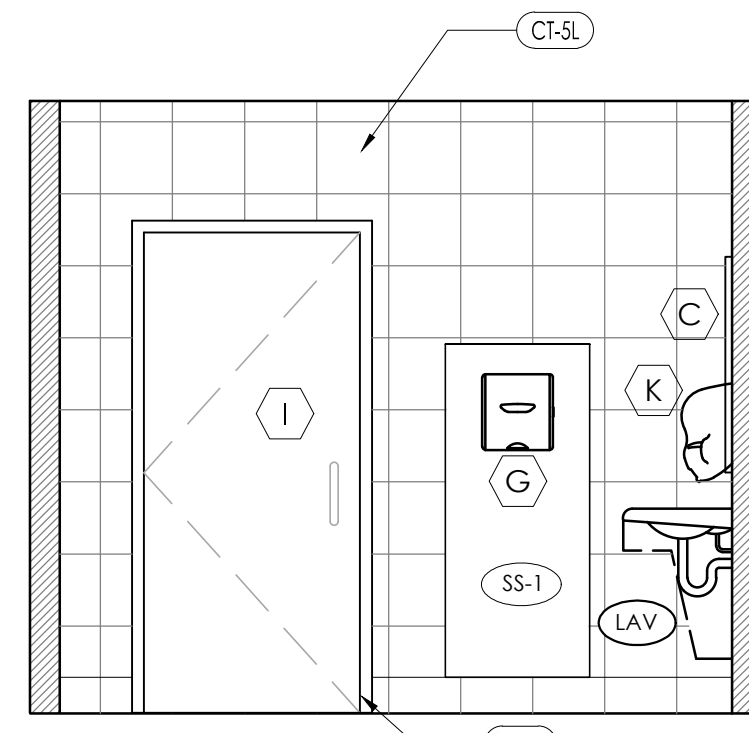
4 WOMEN'S RESTROOM ELEVATION
SCALE: 3/8" = 1'-0"



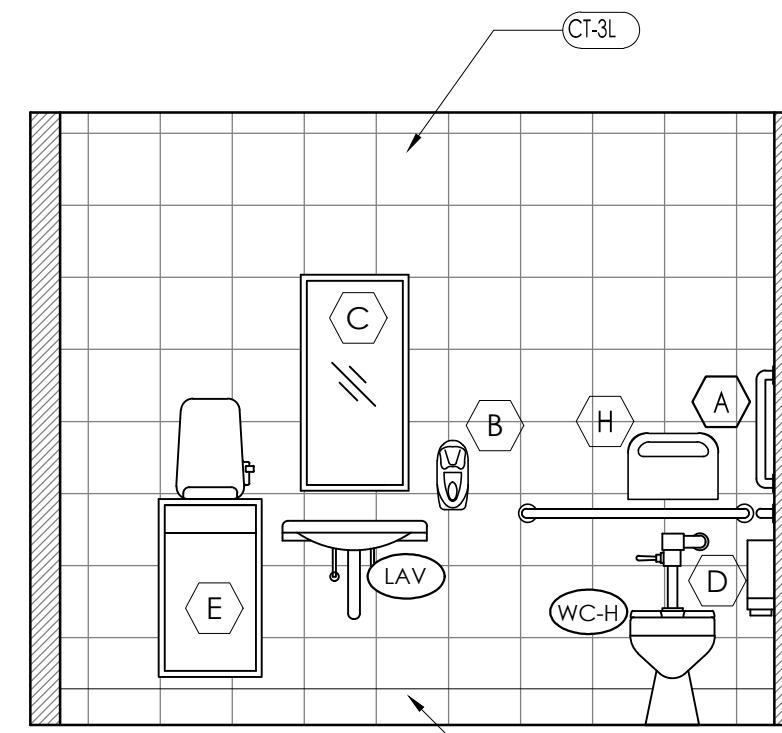
5 MEN'S RESTROOM ELEVATION
SCALE: 3/8" = 1'-0"



6 MEN'S RESTROOM ELEVATION
SCALE: 3/8" = 1'-0"



7 MEN'S RESTROOM ELEVATION
SCALE: 3/8" = 1'-0"



8 MEN'S RESTROOM ELEVATION
SCALE: 3/8" = 1'-0"

TAG KEY			
FINISH TAGS	FIXTURE TAGS	SCOPE TAGS	KEY NOTES
AA-#	A	A#	#
SEE SHEET A-3	SEE SHEET A-3		

INT. SYMBOL OF ACCESSIBILITY

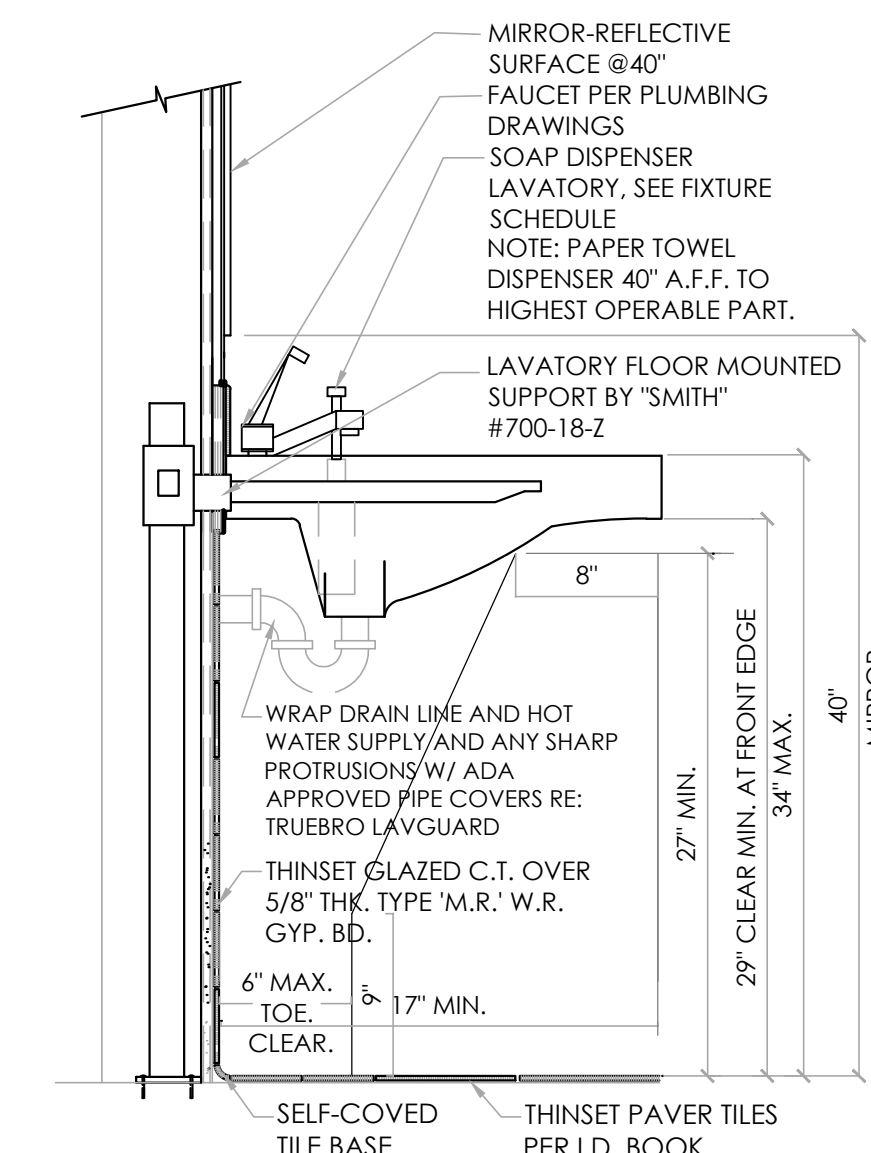
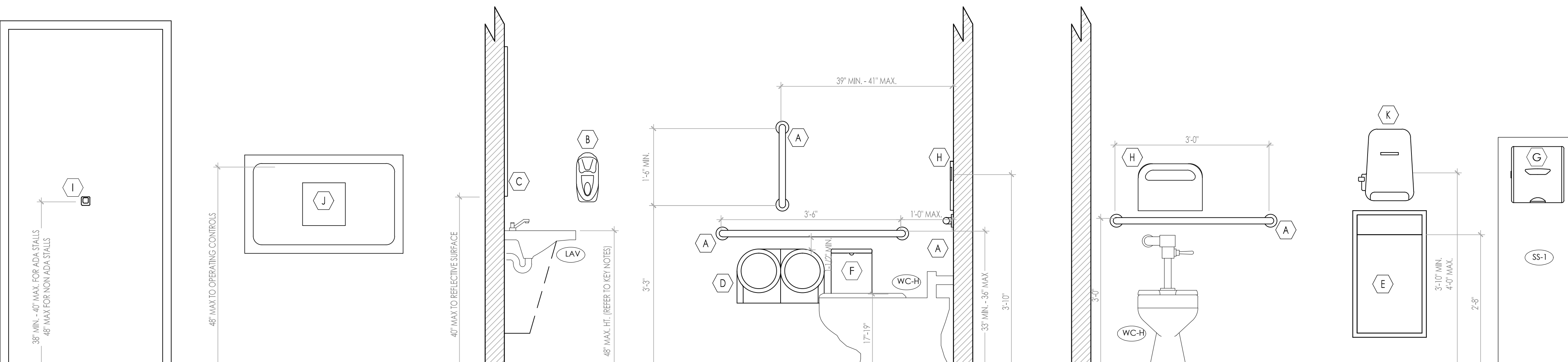


NOTE:
THE INTERNATIONAL SYMBOL OF ACCESSIBILITY SHALL BE THE STANDARD USED TO IDENTIFY FACILITIES THAT ARE ACCESSIBLE TO AND USABLE BY PHYSICALLY DISABLED PERSONS.

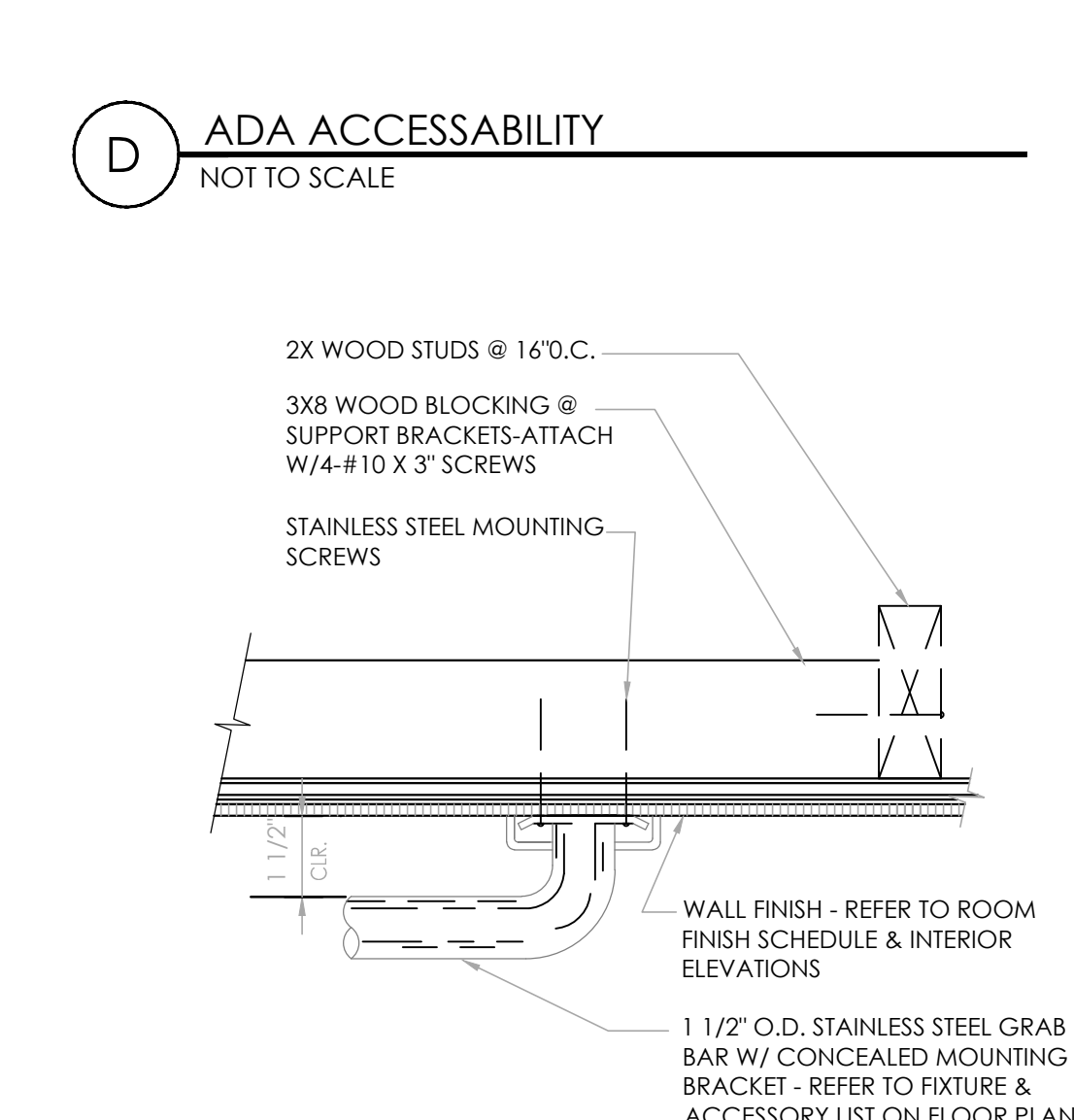
- THE INTERNATIONAL SYMBOL OF ACCESSIBILITY SHALL CONSIST OF A WHITE FIGURE ON A BLUE BACKGROUND. THE BLUE SHALL BE EQUAL TO COLOR NO. 15090 IN FEDERAL STANDARD 599B.
- LETTERS AND NUMBERS ON SIGNS SHALL HAVE A WIDTH-TO-HEIGHT RATIO OF BETWEEN 3:5 AND 1:1 AND A STROKE WIDTH-TO-HEIGHT RATIO BETWEEN 1:5 AND 1:10.
- CHARACTERS AND NUMBERS ON SIGNS SHALL BE SIZED ACCORDING TO THE VIEWING DISTANCE FROM WHICH THEY ARE TO BE READ. THE MINIMUM HEIGHT IS MEASURED USING AN UPPER CASE X. LOWER CASE CHARACTERS ARE PERMITTED. FOR SIGNS SUSPENDED OR PROJECTED ABOVE THE FINISH FLOOR.
- CHARACTERS AND SYMBOLS SHALL CONTRAST WITH THEIR BACKGROUND, EITHER LIGHT CHARACTERS ON A DARK BACKGROUND OR DARK CHARACTERS ON A LIGHT BACKGROUND.

GENERAL TOILET ROOM NOTES

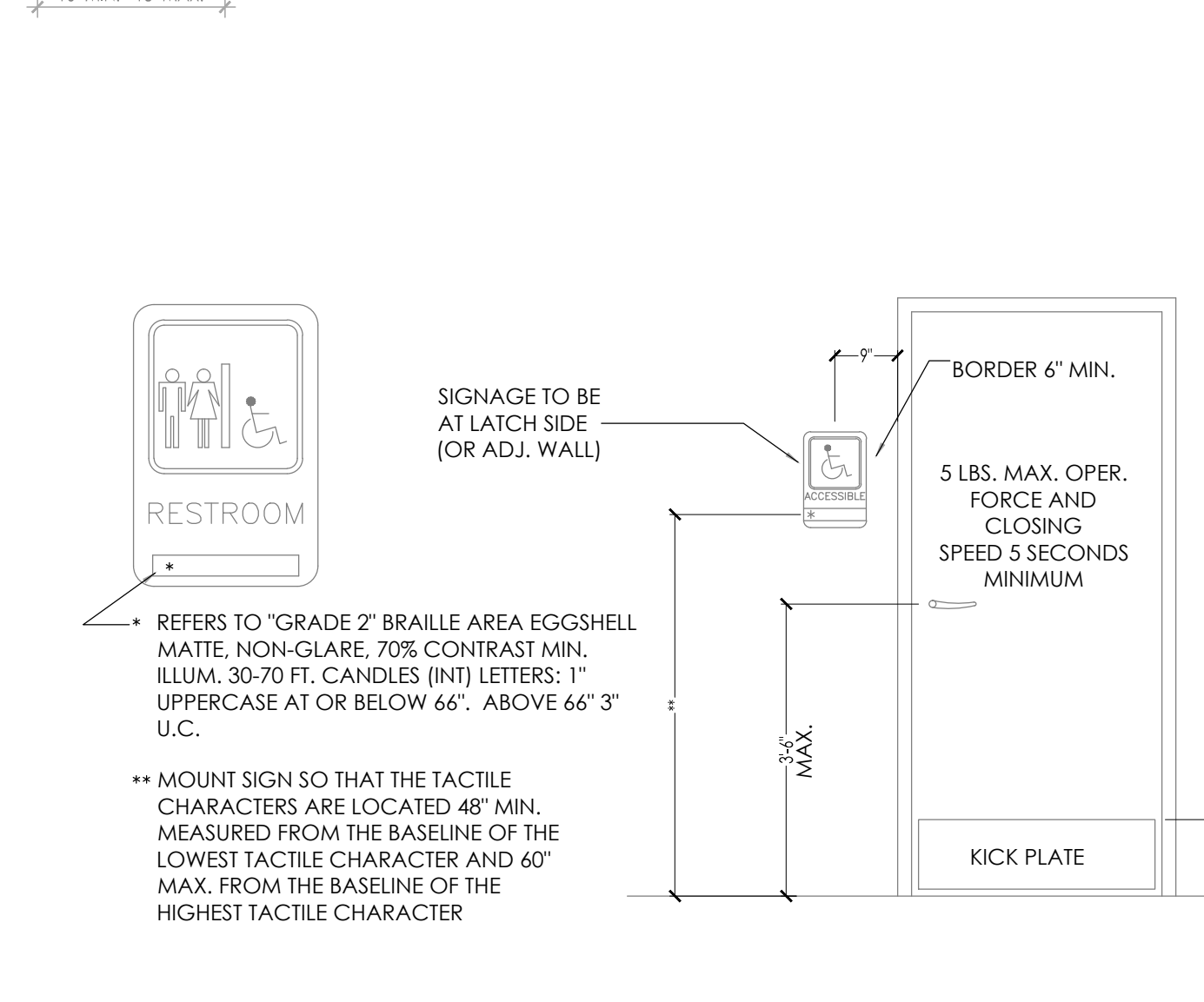
- MINIMUM ONE W/C PER RESTROOM MUST BE ACCESSIBLE IN COMPLIANCE W/IBC 1008.2.2 & ANSI 604 AS SHOWN.
- LAVATORIES SHALL BE MOUNTED WITH THE RIM OR COUNTER SURFACE NO HIGHER THAN 34" ABOVE THE FINISHED FLOOR AND WITH A CLEARANCE OF AT LEAST 29" FROM THE FLOOR TO THE BOTTOM OF THE APRON WITH KNEE CLEARANCE UNDER THE FRONT LIP EXTENDING A MINIMUM OF 30" IN WIDTH AND 8" MINIMUM DEPTH AT THE TOP. TOE CLEARANCE SHALL BE THE SAME WIDTH AND SHALL BE A MINIMUM OF 9" HIGH FROM THE FLOOR AND MINIMUM OF 17" DEEP. (IBC 1108.13 & ANSI 606)
- HOT WATER AND DRAIN PIPES, ACCESSIBLE UNDER LAVATORIES SHALL BE INSULATED OR OTHERWISE COVERED. THERE SHALL BE NO SHARP OR ABRASIVE SURFACE UNDER LAVATORIES (ANSI 606.6)
- CONTROLS FOR WATER CLOSET FLUSH VALVES SHALL BE MOUNTED ON THE OPEN SIDE OF TOILET AREAS. (ANSI 604.6)
- WATER CLOSET AND URINAL FLUSH VALVE CONTROLS, AND FAUCET AND OPERATING MECHANISM CONTROLS, SHALL BE OPERABLE WITH ONE HAND, SHALL NOT REQUIRE TIGHT GRASPING, PINCHING, OR TWISTING OF THE WRIST, AND SHALL BE MOUNTED NO MORE THAN 46" ABOVE THE FLOOR. (ANSI 604.4)
- THE FORCE REQUIRED TO ACTIVATE WATER CLOSET AND URINAL FLUSH VALVE CONTROLS, FAUCET AND OPERATING MECHANISM CONTROLS, SHALL BE NO GREATER THAN 5 LBS. (ANSI 309.4)
- WHERE TOWEL, SANITARY NAPKINS, WASTE RECEPTACLES, AND OTHER SIMILAR DISPENSING AND DISPOSAL FIXTURES ARE PROVIDED, AT LEAST ONE OF EACH TYPE SHALL BE LOCATED WITH ALL OPERABLE PARTS, INCLUDING COIN SLOTS, WITHIN 46" FROM THE FINISH FLOOR. (ANSI 309.4)
- REINSTALL COMPARTMENT FIXTURES (ISSUE DISP., SAN. NAPKIN DISP.) ACCESSIBLE TOILET PAPER DISPENSERS SHALL COMPLY WITH ANSI 309.4 AND SHALL BE 7" MINIMUM AND 9" MAXIMUM IN FRONT OF THE WATER CLOSET. THE OUTLET OF THE DISPENSER SHALL BE 15" MINIMUM AND 48" MAXIMUM ABOVE THE FLOOR OR GROUND. THERE SHALL BE A CLEARANCE OF 1 1/2" MINIMUM BELOW AND 12" MINIMUM ABOVE THE GRAB BAR. DISPENSERS SHALL NOT BE OF A TYPE THAT CONTROL DELIVERY, OR THAT DO NOT ALLOW CONTINUOUS PAPER FLOW. (ANSI 604.7)
- GRAB BARS AT THE SIDE SHALL BE AT LEAST 42" LONG POSITIONED NO MORE THAN 12" FROM THE REAR WALL. GRAB BARS AT THE BACK SHALL BE NOT LESS THAN 36" LONG. VERTICAL GRAB BARS TO BE 18" IN LENGTH AND 39-41" AFF AND POSITIONED 39-41" FROM REAR WALL. (IBC 1607.7 & ANSI 604.8.4.1)
- THE DIAMETER OR WIDTH OF THE GRIPPING SURFACE OF A GRAB BAR SHALL BE 1 1/2" TO 1 3/4" OR THE SHAPE SHALL PROVIDE AN EQUIVALENT GRIPPING SURFACE. IF GRAB BARS ARE MOUNTED ADJACENT TO A WALL, THE SPACE BETWEEN THE WALL AND THE GRAB BARS SHALL BE 1 1/2". (ANSI 609.2)
- THE GRAB BAR AND ANY WALL OR OTHER SURFACE ADJACENT TO IT SHALL BE FREE OF ANY SHARP OR ABRASIVE ELEMENTS. EDGES SHALL HAVE A MINIMUM RADIUS OF 1/8". (ANSI 609.5)
- CONTRACTOR SHALL PROVIDE BACKING PLATES AT TOILET FIXTURES, LAVATORIES, GRAB BARS, AND TOILET PARTITION ANCHORAGE AREAS PER MANUFACTURERS REQUIRED STANDARDS. (TYPICAL, NO EXCEPTIONS)



A LAVATORY DETAIL
SCALE: 1/4" = 1'-0"



B GRAB BAR
NOT TO SCALE






C BRAILLE SYMBOL
SCALE: 1/2" = 1'-0"

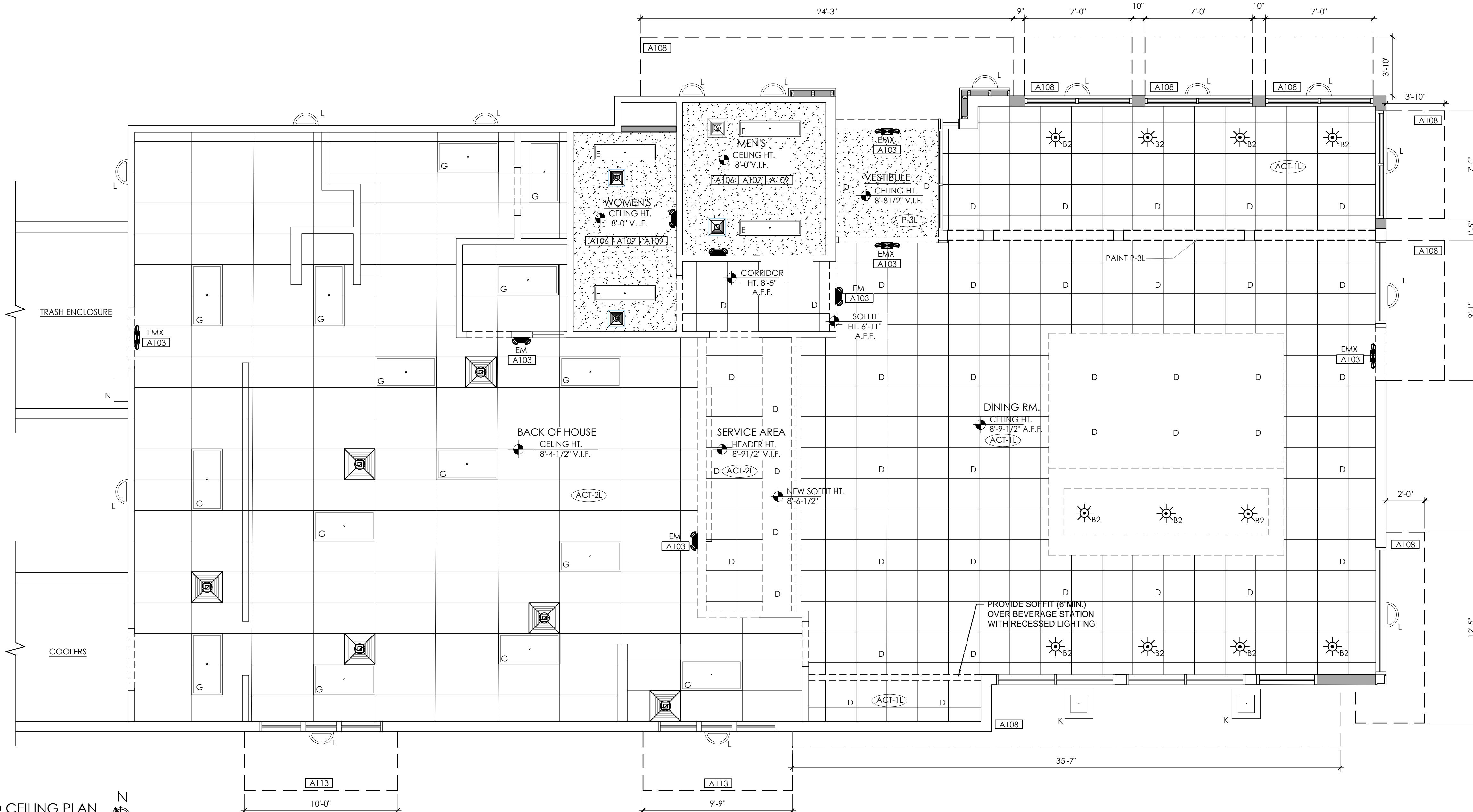
TOILET ROOM ELEVATION NOTES

- GRAB BAR - 250 LBF. MINIMUM 33" MIN. - 36" MAX. HEIGHT TO THE TOP OF THE GRIPPING SURFACE. BOBRICK WASHROOM EQUIPMENT, INC. PROVIDE THE REQUIRED QUANTITY AND LENGTH AS INDICATED ON THE DRAWINGS OR AS REQUIRED BY THE GOVERNING CODE. THE BAR SHALL 1 1/2" IN DIAMETER AND MOUNTED WITH 1 1/2" CLEARANCE FROM THE WALL.
- WALL MOUNTED SOAP DISPENSER & HAND SANITIZER DISPENSER (48" MAXIMUM HEIGHT) SUPPLIED BY ECOLAB AND INSTALLED BY G.C.. THE HIGH FORWARD REACH SHALL BE 48" MAX. WHERE THE REACH DEPTH IS 20" MAX.. WHEN THE REACH DEPTH EXCEEDS 20", THE HIGH FORWARD REACH SHALL BE 44" MAX. AND THE REACH DEPTH SHALL BE 25" MAX. NOTE: SOAP AND HAND SANITIZER DISPENSERS TO BE PROVIDED AT EACH KITCHEN HANDSINK.
- MIRROR (BOTTOM OF REFLECTIVE SURFACE AT 40" MAXIMUM HEIGHT) MODEL B-165-1836 (18"x36") STAINLESS STEEL CHANNEL FRAME MIRROR WITH THEFT RESISTANT SCREWS BY BOBRICK WASHROOM EQUIPMENT, INC., OR APPROVED EQUIVALENT.
- TOILET PAPER HOLDER, 9" TWIN JUMBO MODEL #58250 BY NORTH AMERICAN CORPORATION.
- PAPER WASTE RECEPTACLE (REQUIRED) MODEL B-3444 AS MANUFACTURED BY BOBRICK WASHROOM EQUIPMENT, INC., OR APPROVED EQUIVALENT. (ROUGH OPENING 16"W, 29 1/4"H, 4"D MIN)
- BOBRICK CONTURA SERIES B-270 SANITARY NAPKIN DISPOSAL. SURFACE MOUNTED.
- ELECTRIC HAND DRYER VORTEX SEMI RECESSED DELUXE SERIES AUTOMATIC SENSOR HAND DRYER MODEL HD-635-210.
- TOILET SEAT COVER DISPENSER: BY ROCHESTER MIDLAND CORP. PRODUCT CODE 25132000 (WHITE PLASTIC).
- COAT HOOK: BOBRICK MODEL B-6717 TO BE MOUNTED ON INSIDE OF EACH RESTROOM DOOR FOR SINGLE OCCUPANCY RESTROOMS AND EACH RESTROOM STALL DOOR FOR MULTIPLE OCCUPANCY RESTROOMS. MOUNT AT 38" - 40" MAX A.F.F. FOR ADA ACCESSIBLE LOCATIONS AND AT 48" MAX A.F.F. FOR NON-ADA ACCESSIBLE LOCATIONS.
- CHANGING STATION: KOALA KARE #KB100-ST (HORIZONTAL)
- SURFACE MOUNTED PAPER TOWEL DISPENSER "SAN JAMAR" SUPPLIED BY PAPER TOWEL SUPPLIER AND INSTALLED BY G.C. MODEL #T-1290WS. OPTIONAL HANDS FREE PAPER TOWEL DISPENSER: "SAN JAMAR" #T-1490WS.

Notes	Submitted to City
By	REVISION 1
Date	6.22.16
No.	CG
1	6.22.16
2	
Drawn By: PM	
Checked: SB	
Scale: AS NOTED	
Date: 04.01.16	



PROJECT	BURGER KING #5743 3100 GRATIOT AVE. MARYSVILLE, MI	SHEET TITLE	RESTROOM ELEVATIONS & DETAILS
DO NOT SCALE THIS PRINT. USE FIGURED DIMENSIONS ONLY.			
JOB #	TG-16353		
SHEET	A-4		



1 REFLECTED CEILING PLAN

LIGHT FIXTURE SCHEDULE

TYPE	MANUFACTURER	CATALOG NO.	WATTAGE	REMARKS	TYPE	MANUFACTURER	CATALOG NO.	WATTAGE	REMARKS
B2 (OPTION 1)	LSI SECURITY CREE (RUUD) - HERMITAGE	BESA CIERRO TYPE P4 "RUBBY MATTE" (1 PENDANT FIXTURE)	GU-24	DECORATIVE GLASS SINGLE PENDANT LIGHT. PENDANTS TO BE CENTERED OVER TABLES. HEIGHTS VARY. LOWEST BOTTOM OF LIGHT: 6'-6" A.F.F. AT DINING TABLE.	J	HERMITAGE-SECURITY CREE (RUUD) - HERMITAGE	SL-LED 48-DO-120-BL-ADJ LFL-A-4-DO-UL-BK-53K	50 35	1.4' LINEAR LED GOOSE NECK EXTERIOR FIXTURE MARKED FOR WET LOCATION. TO BE MOUNTED ON 12" ARM 2. COLOR TO MATCH EXISTING FIXTURES
B2 (OPTION 2)	TREND LIGHTING	BKP-003 W/ BULBLED	60W	DECORATIVE PENDANT LIGHT WITH PENDANTS TO BE CENTERED OVER TABLES PER DECOR DRAWINGS. COORDINATE LOCATION AND QUANTITY WITH DECOR SUPPLIERS BOTTOM OF LIGHT @ 6'-6" A.F.F.	K (REMODELS)	LSI SECURITY CREE (RUUD)-HERMITAGE	XSL2-S-LED-50-CW-120-WHT-CMT (RETROFIT) 851-42LED-FIP-OW-PS (RETROFIT) CPY250-A-DM-F-A-UL-SV	62 42 82	EXTERIOR DROP DOWN SOFFIT LIGHT (MANSARD)
D	LSI SECURITY CREE (RUUD)-HERMITAGE	PDL6-LED-HO-WW-120-SD SLSDBXQL-LB6LEDA30K-WH LRS-10L-30K-120-A-DR W/ RC6-12W-GU24	14 14 11	6" OR 7" DIAMETER RECESSED LED DOWN LIGHT	L	LSI SECURITY CREE (RUUD)-HERMITAGE	XPWWS3-FI-LED-48-450-CW-UE-MSV RS-30WLED-DO-SV-120 (DOWN ONLY) RWSC-30LED-WD-PS-MT (DOWN ONLY) RWSC-30LED-UD-PS-MT (UP/DOWN) RS-30WLED-DO-SV-120 (DOWN ONLY) RS-30WLED-UD-SV-120 (UP/DOWN)	53 30 30 30	
D2		BY G.C.		LED WALL WASHER	M	KONTECHUSA	KON-WS-40-XX (DOWN ONLY) KON-WS-60-XX (UP/DOWN)	40 60	TO BE USED AT AWNINGS ONLY
E	LSI SECURITY CREE (RUUD)-HERMITAGE	PEC14-LED-HO-RED-WW-UE LLI1430LWGFA12FE-C388 ZR14-40L-35K-10V	34 26.4 44	1x4 RECESSED LED	N	LSI SECURITY CREE (RUUD)-HERMITAGE	XGBWM3-WT-LED-48-450-CW-UE-MSV PGM3-30LU-5K-PS E.WP1X03127	53 69 27	WALL MOUNTED SECURITY LIGHT
G	LSI SECURITY CREE (RUUD)-HERMITAGE	GA24-LED-HO-NW-UE-P12 LJ24-40LWG-FA12-EU-C388 CR24-40L-35K-S	57 40.8 45	2x4 RECESSED LED (REQUIRED TO BE USED IN KITCHEN)	EM	LSI SECURITY CREE (RUUD) - HERMITAGE	LTEM-WH PE 6 EMP22WH	(2) 1 LED	EMERGENCY LIGHT
C	SECURITY CREE (RUUD)-HERMITAGE	SISP5741-31MOGU241SLED LR6-10L-30K-120-A-DR W/SC6-BK-GU24 W/ LT6	15 11	6" DIAMETER SURFACE MOUNTED	EMX	LSI SECURITY CREE (RUUD) - HERMITAGE	PRX-R-U-W-WH-PR50-R12 14104567 EXPCRWH	(2) 1.1 LED	EXIT/EMERGENCY LIGHT

- ### GENERAL NOTES
- ALL DIMENSIONS SHOWN ON REFLECTED CEILING PLAN ARE FROM FACE OF WALL FINISH UNLESS NOTED OTHERWISE.
 - THE REFERENCE HEIGHTS INDICATED ON PLAN ARE FROM APPROXIMATE FINISH FLOOR (A.F.F.)
 - CONTRACTOR SHALL VERIFY FIXTURE QUANTITIES AND ALSO MAKE PROPER ADJUSTMENTS FOR ANY CHANGES IN PLAN DUE TO ADDITIONAL REQUIREMENTS, LOCAL CODES, ETC.
 - ALL FIXTURES SHALL BE LOCATED IN THE CENTER OF CEILING TILES UNLESS NOTED OTHERWISE.
 - DINING ROOMS ARE DESIGNED TO A 35-40 FOOT CANDLE LEVEL. KITCHENS ARE DESIGNED TO A 75 FOOT CANDLE LEVEL. RESTROOMS ARE DESIGNED TO A 50 FOOT CANDLE LEVEL.
 - PROJECT SPECIFIC TYPES AND QUANTITIES.
 - PENDANT FIXTURES "B2" MUST BE CENTERED OVER TABLE TOPS. COORDINATE WITH DECOR DRAWINGS.
 - EXCEPT FOR DROPPED CEILING OPTION, ALL LIGHT FIXTURES IN DINING ROOM AREA AND RESTROOM CORRIDOR ARE TO BE SUPPORTED FROM EXPOSED ROOF TRUSSES. USE 2x4 BETWEEN BOTTOM CORDS FOR SURFACE MOUNTED FIXTURES.
 - SEE INTERIOR DECOR PLAN FOR PENDANT LIGHT PLACEMENT.
 - GC TO PROVIDE DUPLEX OUTLET EVERY 12'-0" @ WINDOW FACE. MAX. 18" FROM TOP OF WINDOW.

CEILING SPECIFICATIONS


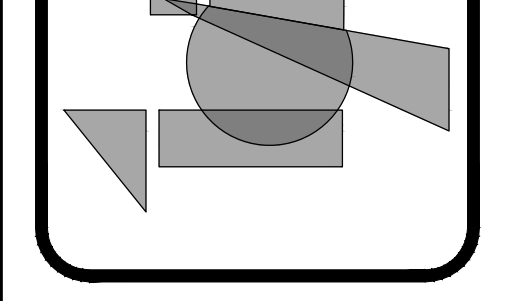


ACT-1L	FINE FISSURED #1732
LOCATION:	DINING
MANUFACTURER:	ARMSTRONG
COLOR:	ADOBE
GRID:	2X2 ANGLED TEGULAR 15/16
DIMENSION:	2'X2'X3/4"
CONTACT:	ARMSTRONG STRATEGIC ACCOUNTS (800.442.4212) #BP670 ENVIROWALL
ACT-2L	SERVICE AISLE/BACK OF HOUSE
LOCATION:	SERVICE AISLE/BACK OF HOUSE
MANUFACTURER:	ARMSTRONG
COLOR:	WHITE
GRID:	PRELUDE 15/16" EXPOSED TEE GRID
DIMENSION:	2'X4'X1/2"
CONTACT:	ARMSTRONG STRATEGIC ACCOUNTS (800.442.4212)
P-3L	PAINTED GYPSUM BOARD CEILING

- ### SCOPE OF WORK PROPOSED
- A100** REPLACE HVAC GRILLES, DIFFUSERS AND THERMOSTATS.
 - A101** REPLACE DINING RM AND SERVICE AISLE CEILING GRID & TILE
 - A102** REPAIR AND CLEAN BOH CEILING GRID AND REPLACE TILES.
 - A103** REPLACE EXISTING EXIT/EMERGENCY LIGHTS (EMX) (EM) WITH NEW AS PER SPECIFICATION. REFER TO LAYOUT FOR LOCATIONS.
 - A104** INSTALL 2020 PENDANT LIGHTS AS PER DECOR DRAWINGS AND SPECIFICATION.
 - A105** INSTALL NEW LED RECESSED LIGHTS IN DINING ROOM.
 - A106** REPLACE RESTROOM EXHAUST FANS AS NEEDED AS PER SPEC.
 - A107** INSTALL NEW LIGHT FIXTURES IN RESTROOMS PER LAYOUT.
 - A108** INSTALL NEW CANOPIES, INCLUDING LIGHTING AS PER SPECIFICATIONS, REFERENCE A-2/A-6/A-7 FOR DETAILS & SIZES.
 - A109** PAINT RESTROOM GYPSUM CEILING AS PER 2020 DECOR PACKAGE REQ. REPAIR CEILING AS NECESSARY FOR NEW LAYOUT.
 - A110** INSTALL FLAT SCREEN TELEVISION AS PER DECOR DRAWINGS, G.C. TO PROVIDE POWER.
 - A111** REPLACE BOH LIGHTING TO NEW LED 2X4 LIGHTS 1:1.
 - A112** REPLACE LIGHTING ON EXISTING MANSARD ONE FOR ONE.
 - A113** EXTEND DRIVE THRU SOFFIT TO MATCH NEW BUMP OUTS.

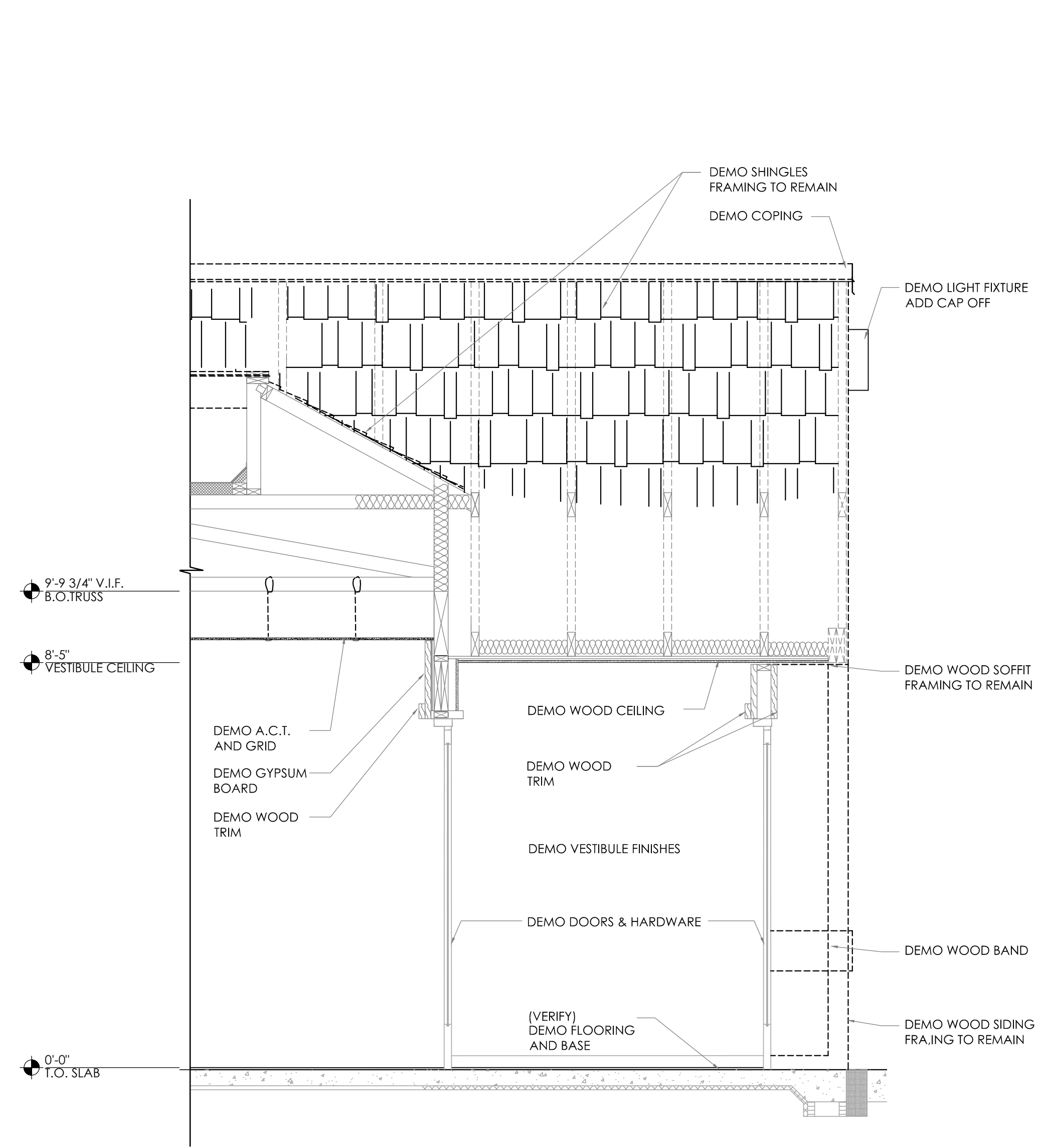
SYMBOLS LEGEND

SYMBOL	DESCRIPTION
	SUPPLY AIR DIFFUSERS (ALUMINUM TO MATCH CEILING COLOR)
	RETURN AIR GRILLES (ALUMINUM TO MATCH CEILING COLOR)
	EXHAUST FAN GRILLES (ALUMINUM TO MATCH CEILING COLOR)

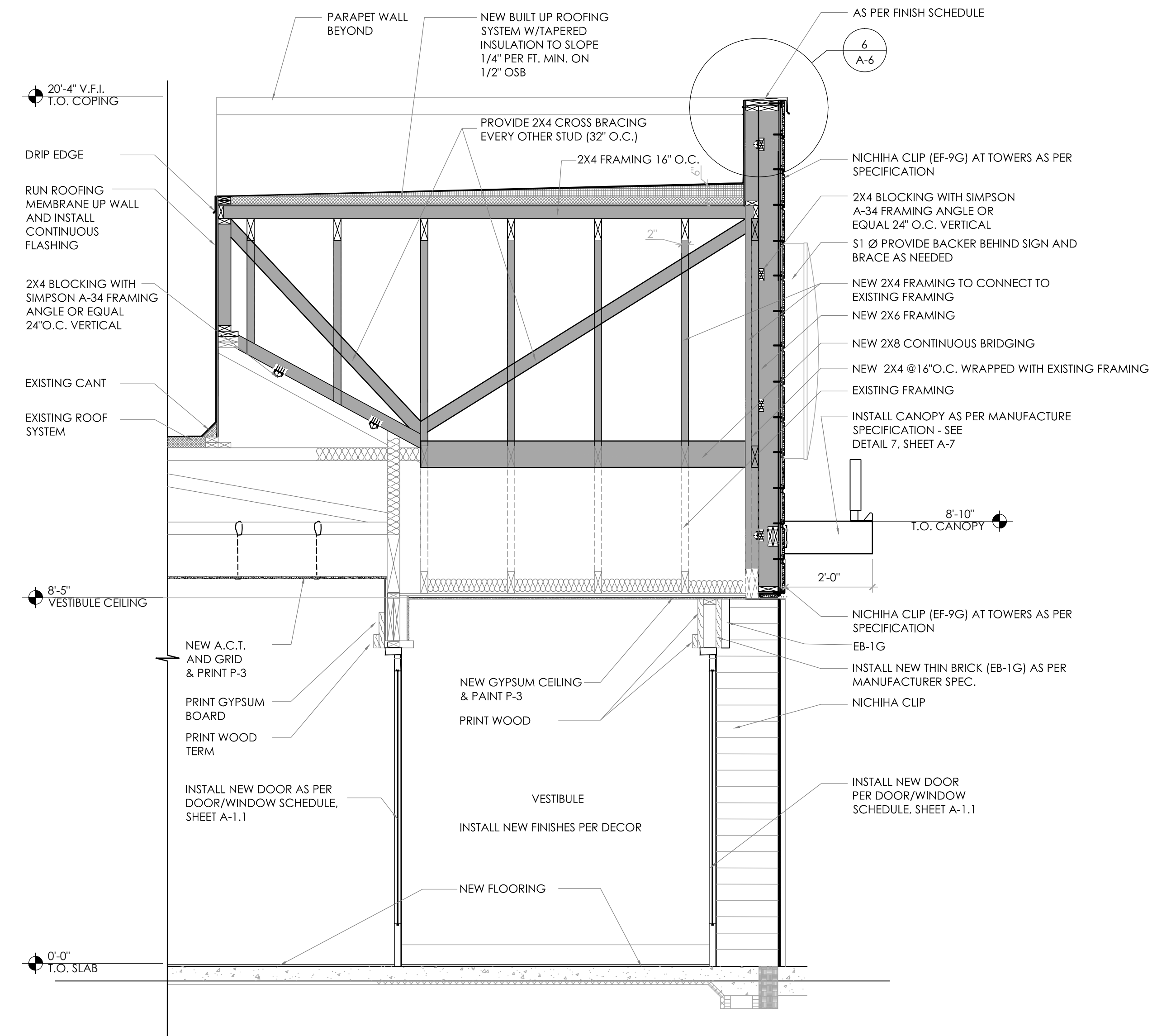
Notes	Submitted to City	Revision 1
By: JMW	CG	
Date: 6/8/16	CG	
Date: 6/22/16		
No. 1		
No. 2		
Drawn By: PM		
Checked: SB		
Scale: AS NOTED		
Date: 04.01.16		



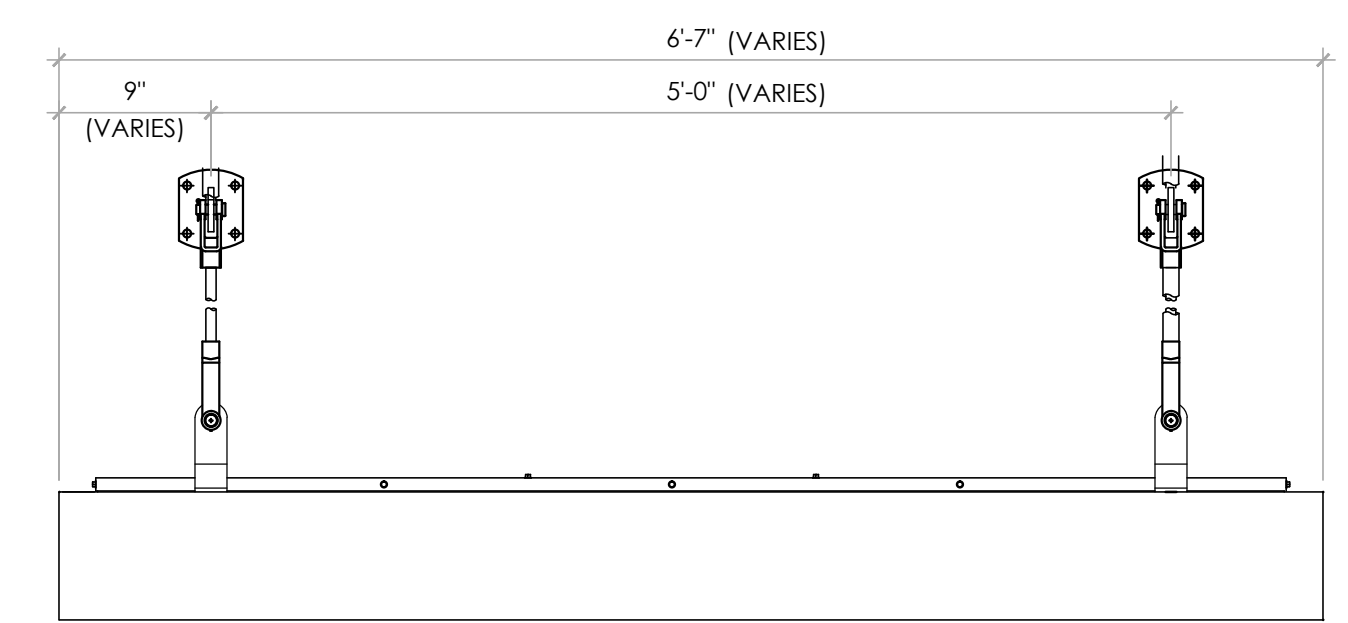
PROJECT	BURGER KING #5743	3100 GRATIOT AVE.	MARYSVILLE, MI
SHEET TITLE	REFLECTED CEILING PLAN		
DO NOT SCALE THIS PRINT. USE FIGURED DIMENSIONS ONLY.			
JOB #	TG-16353		
SHEET	A-5		



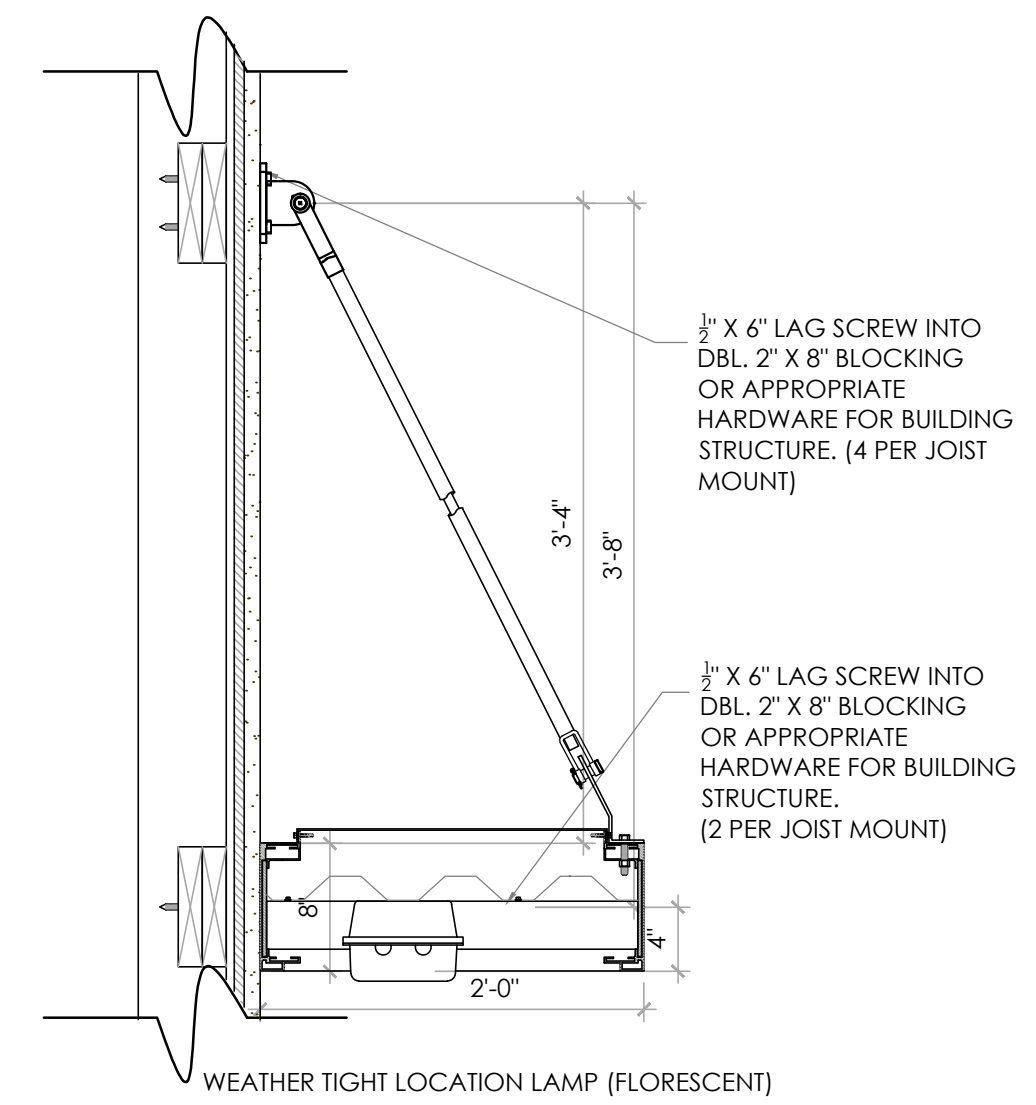
1 DEMO SECTION @ SIDE VESTIBULE
SCALE: 1/2" = 1'-0"



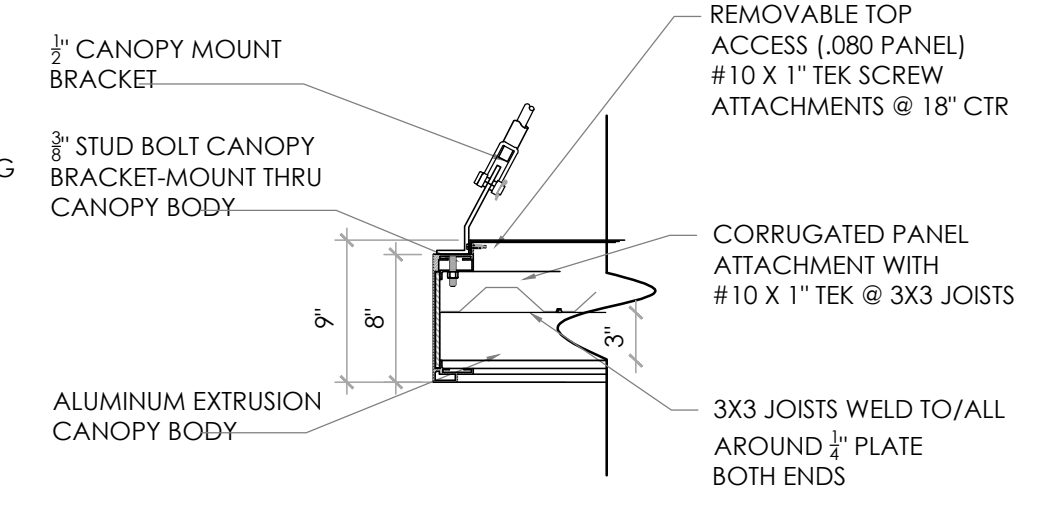
2 PROPOSED SECTION @ SIDE VESTIBULE
SCALE: 1/2" = 1'-0"



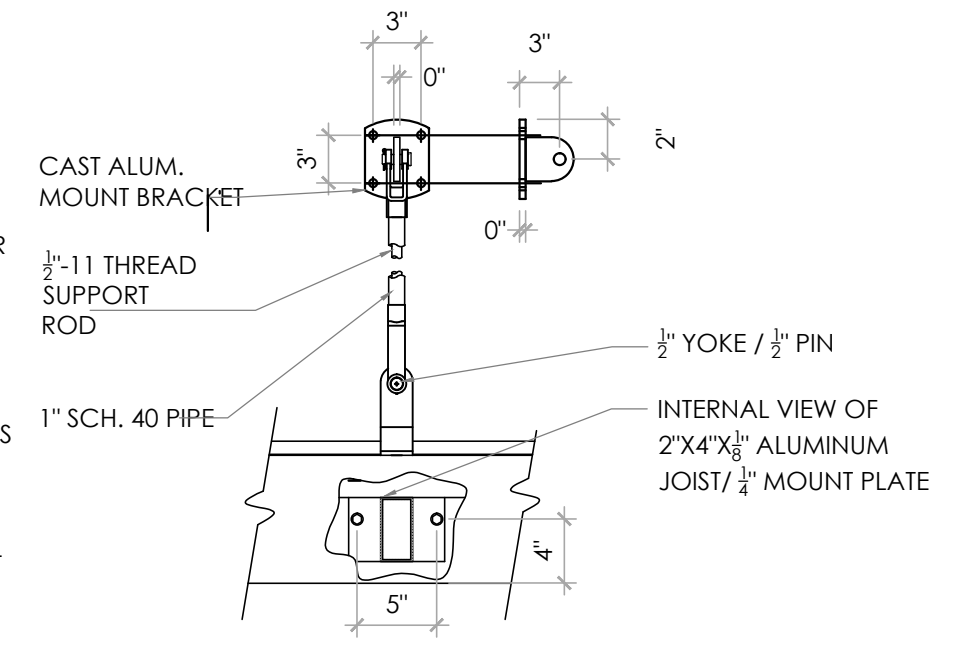
CANOPY FRONT VIEW
SCALE: 1" = 1'-0"



CANOPY SECTION VIEW
SCALE: 1" = 1'-0"



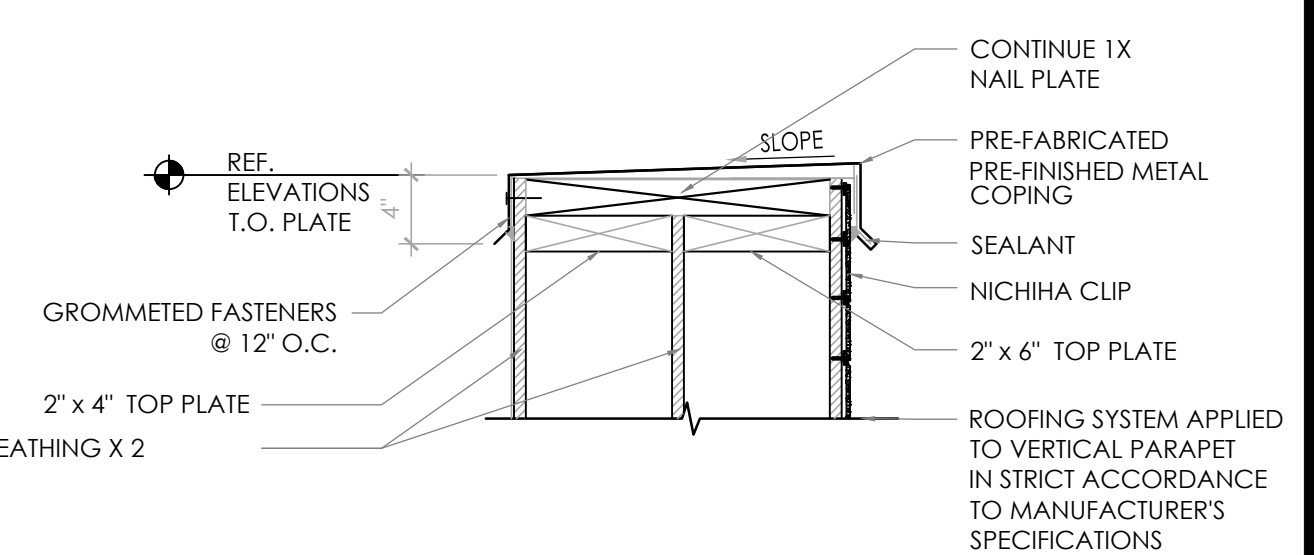
CANOPY SECTION TIE ROD SUPPORT
SCALE: 1" = 1'-0"



CANOPY TIE ROD SUPPORT DETAIL
SCALE: 1" = 1'-0"

GENERAL NOTES

- ALL NICHHA PANELS AND HARDIE PLANKS ARE TO BE INSTALLED PER MANUFACTURER'S SPECIFICATIONS. IF DISCREPANCIES OCCUR BETWEEN CONSTRUCTION DRAWINGS AND MANUFACTURER'S DETAILS, MANUFACTURER'S INSTALLATION TAKES PRECEDENCE AS TO VALIDATE WARRANTY OF PRODUCT.
- EXISTING CONDITIONS ARE BASED ON PROTOTYPICAL CONDITIONS AND MAY NOT REFLECT ACTUAL CONDITIONS. G.C. TO VERIFY EXISTING CONDITIONS AND CONSULT WITH ARCHITECT ON DISCREPANCIES.




6 PARAPET DETAIL
NOT TO SCALE

5 CANOPY DETAIL
NOT TO SCALE


No.	Date	By	Notes
1	6/8/16	JW	SUBMITTED TO CITY
2	6/22/16	CC	REVISION 1

Drawn By: PM
 Checked: SB
 Scale: AS NOTED
 Date: 04.01.16

ALL RIGHTS RESERVED. NO PART OF THESE DRAWINGS OR SPECIFICATIONS MAY BE REPRODUCED OR USED IN CONNECTION WITH ANY WORK OTHER THAN THE SPECIFIC PROJECT FOR WHICH THEY HAVE BEEN PREPARED, WITHOUT PRIOR WRITTEN AUTHORIZATION FROM THE ARCHITECT.



TECHNICAL GROUP, INC.
 37716 Hills Tech Drive
 Farmington Hills, MI 48331
 (248) 426-8000
 FAX (248) 426-7004



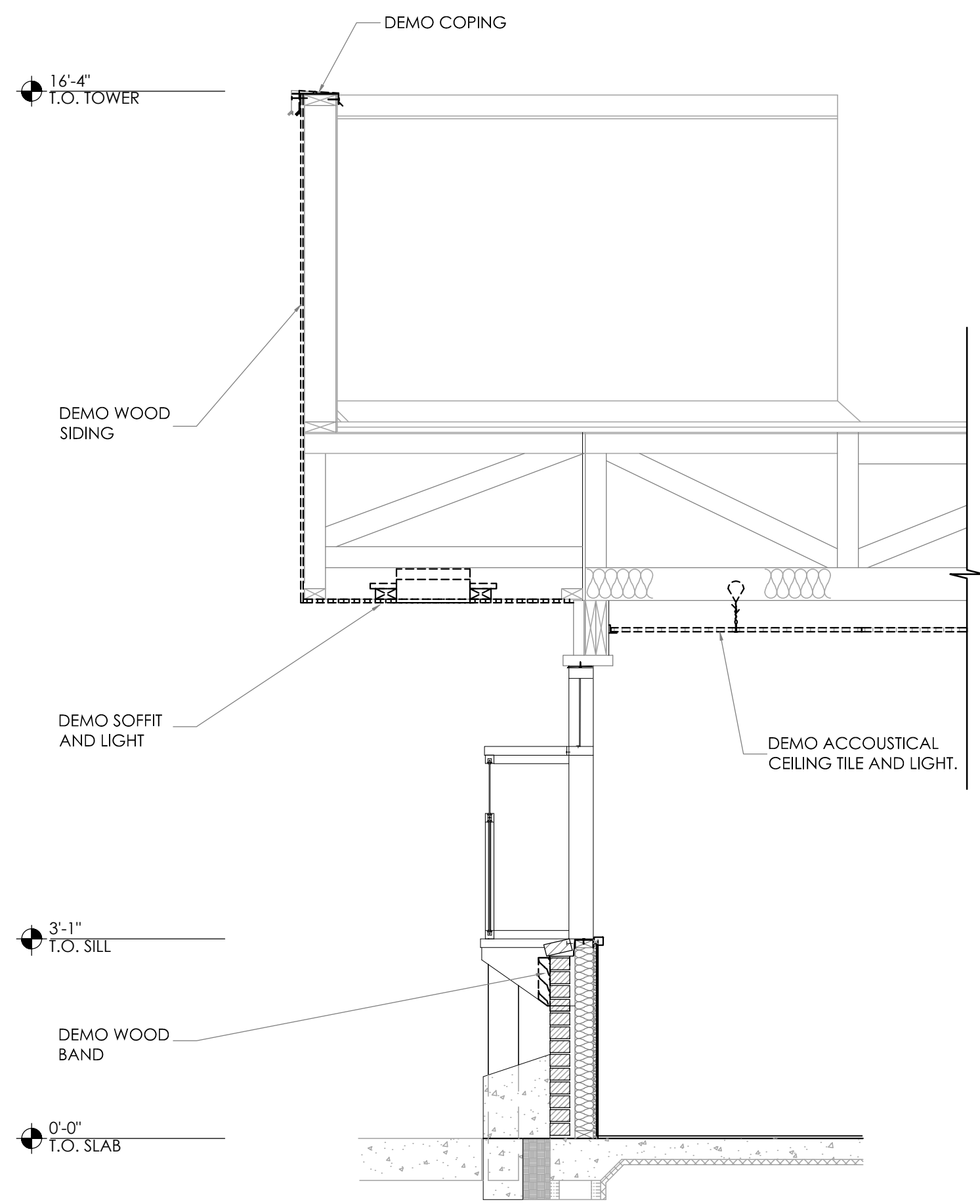
PROJECT
 BURGER KING #5743
 3100 GRATIOT AVE.
 MARYSVILLE, MI

SHEET TITLE
 WALL SECTIONS & DETAILS

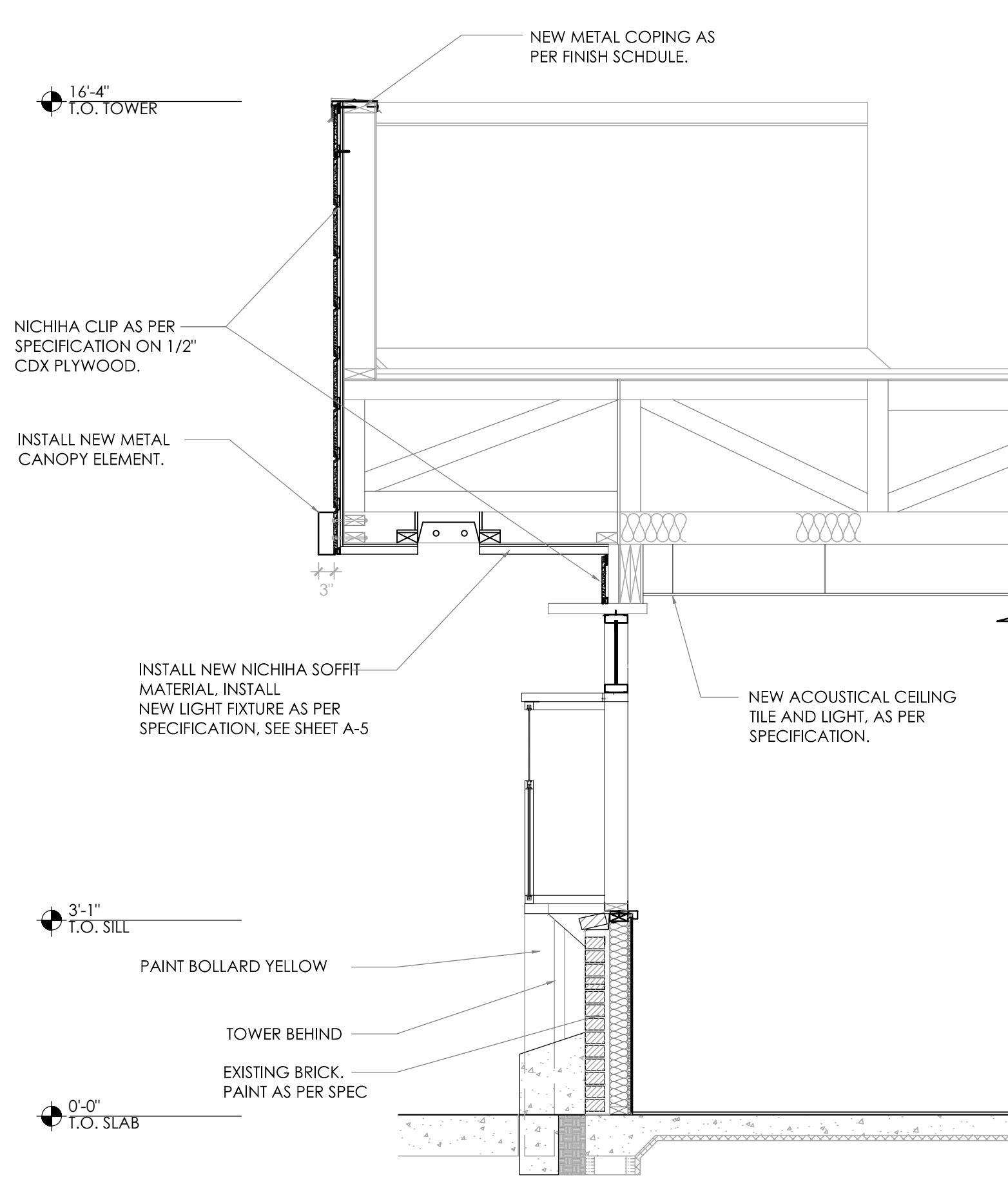
DO NOT SCALE THIS PRINT. USE FIGURED DIMENSIONS ONLY.

JOB #
TG-16353

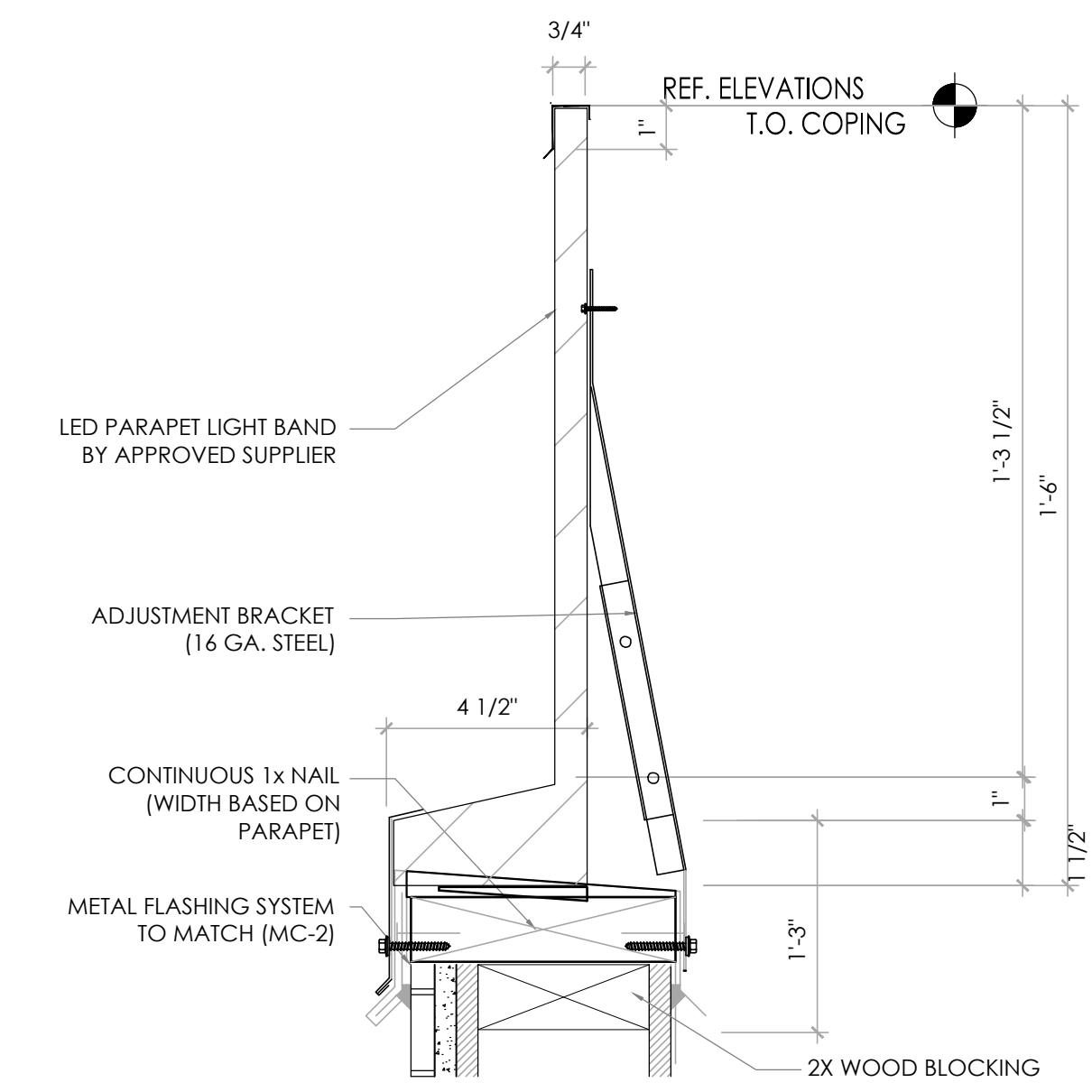
SHEET
A-6



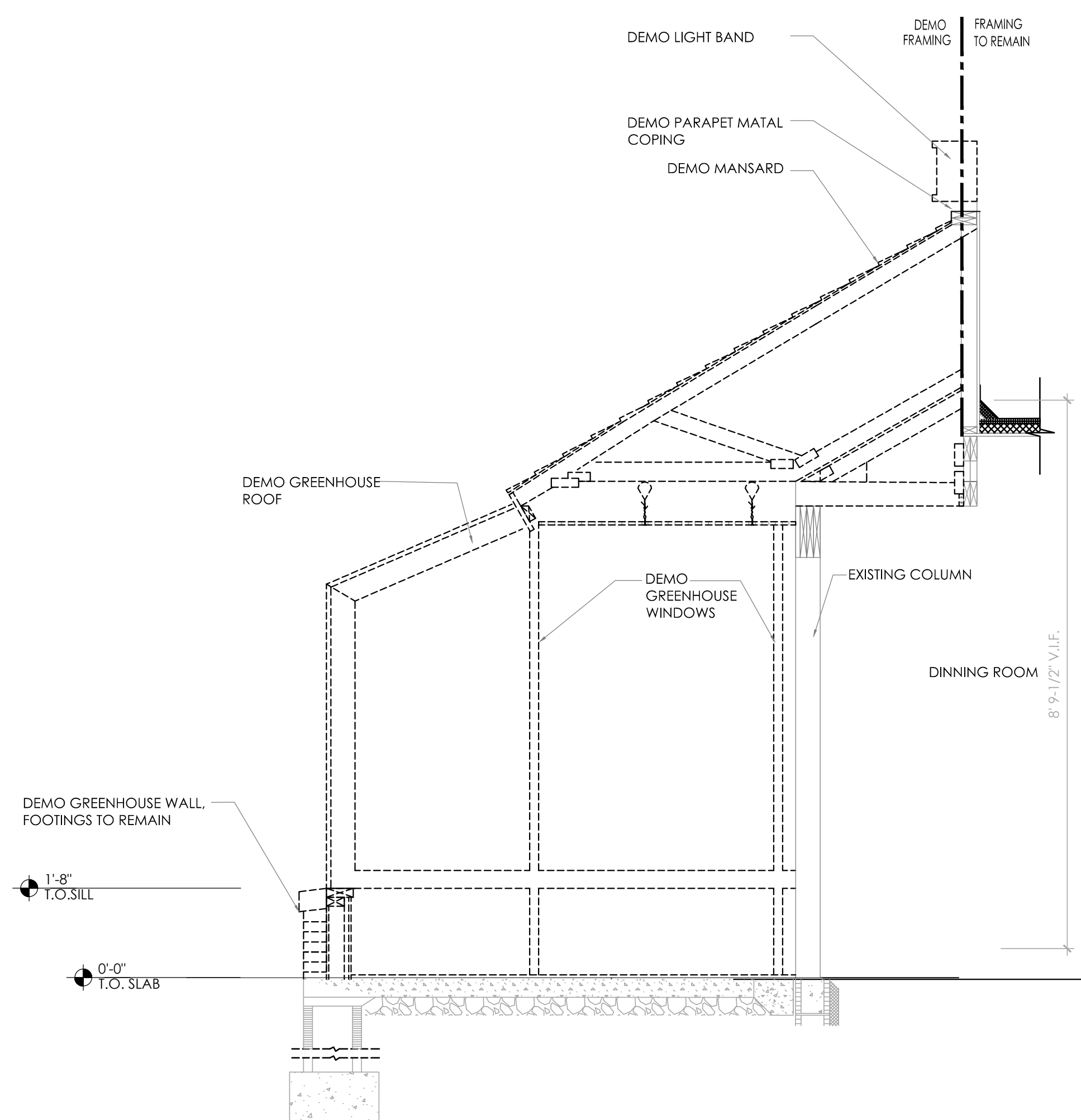
1 DEMO SECTION @ DRIVE THRU
SCALE: 1/2" = 1'-0"



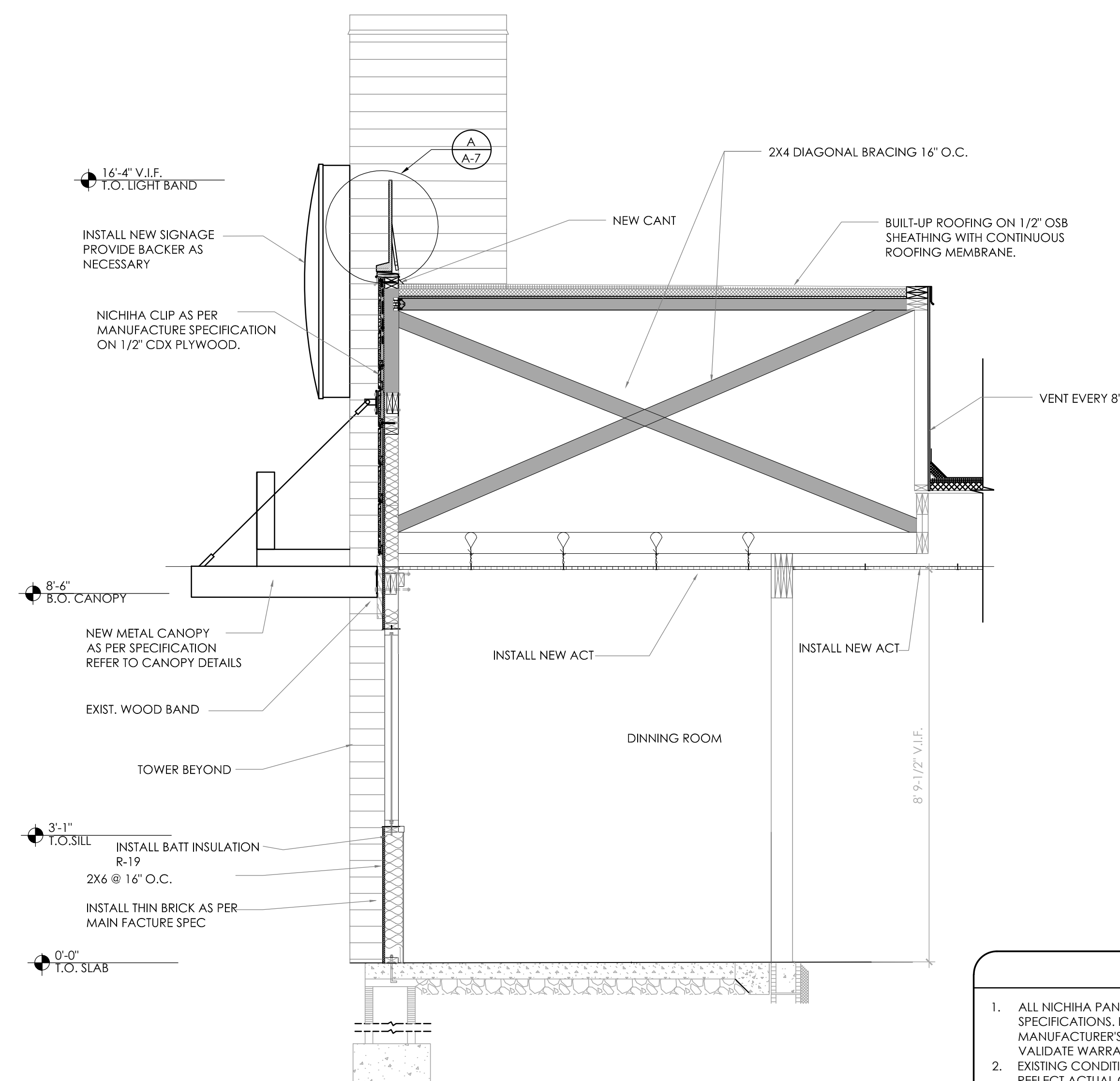
2 PROPOSED SECTION @ DRIVE THRU
SCALE: 1/2" = 1'-0"



A PARAPET LIGHT BAND DETAIL
NOT TO SCALE



1 DEMO SECTION @ GREENHOUSE
SCALE: 1/2" = 1'-0"




2 PROPOSED SECTION @ GREENHOUSE
SCALE: 1/2" = 1'-0"

GENERAL NOTES


- ALL NICHHA PANELS AND HARDIE PLANKS ARE TO BE INSTALLED PER MANUFACTURERS SPECIFICATIONS. IF DISCREPANCIES OCCUR BETWEEN CONSTRUCTION DRAWINGS AND MANUFACTURER'S DETAILS, MANUFACTURER'S INSTALLATION TAKES PRECEDENCE AS TO VALIDATE WARRANTY OF PRODUCT.
- EXISTING CONDITIONS ARE BASED ON PROTOTYPICAL CONDITIONS AND MAY NOT REFLECT ACTUAL CONDITIONS. G.C. TO VERIFY EXISTING CONDITIONS AND CONSULT WITH ARCHITECT ON DISCREPANCIES.

No.	Date	By	Notes
1	6.8.16	JW	SUBMITTED TO CITY
2	6.22.16	CG	REVISION 1
Drawn By: PM			
Checked: SB			
Scale: AS NOTED			
Date: 04.01.16			

ALL RIGHTS RESERVED. NO PART OF THESE DRAWINGS OR SPECIFICATIONS MAY BE COPIED, REPRODUCED OR USED IN CONNECTION WITH ANY WORK, OTHER THAN THE SPECIFIC PROJECT FOR WHICH THEY HAVE BEEN PREPARED, WITHOUT PRIOR WRITTEN AUTHORIZATION FROM THE ARCHITECT.



TECHNICAL GROUP, INC.
37716 Hills Tech Drive
Farmington Hills, MI 48331
(248) 426-5000
FAX (248) 426-7004



PROJECT
BURGER KING #5743
3100 GRATIOT AVE.
MARYSVILLE, MI

SHEET TITLE
WALL SECTIONS & DETAILS

DO NOT SCALE THIS PRINT. USE FIGURED DIMENSIONS ONLY.

JOB #
TG-16353

SHEET
A-7

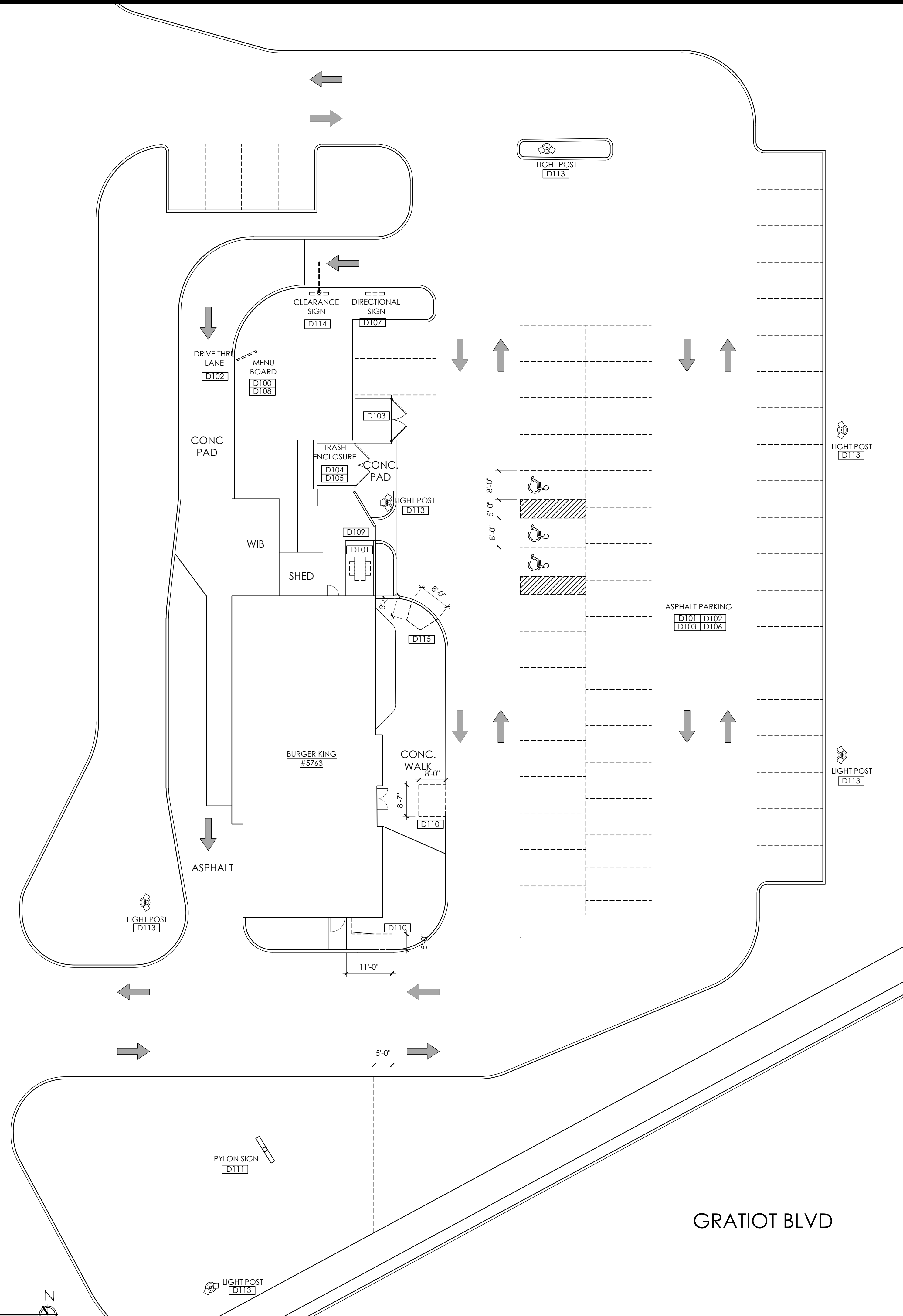
DIRECTORY OF MANUFACTURERS AND SUPPLIERS

THIS LIST IS INTENDED TO ASSIST THE CONTRACTOR IN SOURCING BUILDING MATERIALS AND PRODUCTS. IN MANY CASES APPROVED BURGER KING MATERIALS AND PRODUCTS MAY BE PURCHASED DIRECTLY FROM THESE SOURCES AT A NATIONAL ACCOUNTS PRICE FOR A COMPLETE LISTING OF APPROVED MANUFACTURERS, SEE PLANS AND SPECIFICATIONS + VISIT RSI'S eREDBOOK

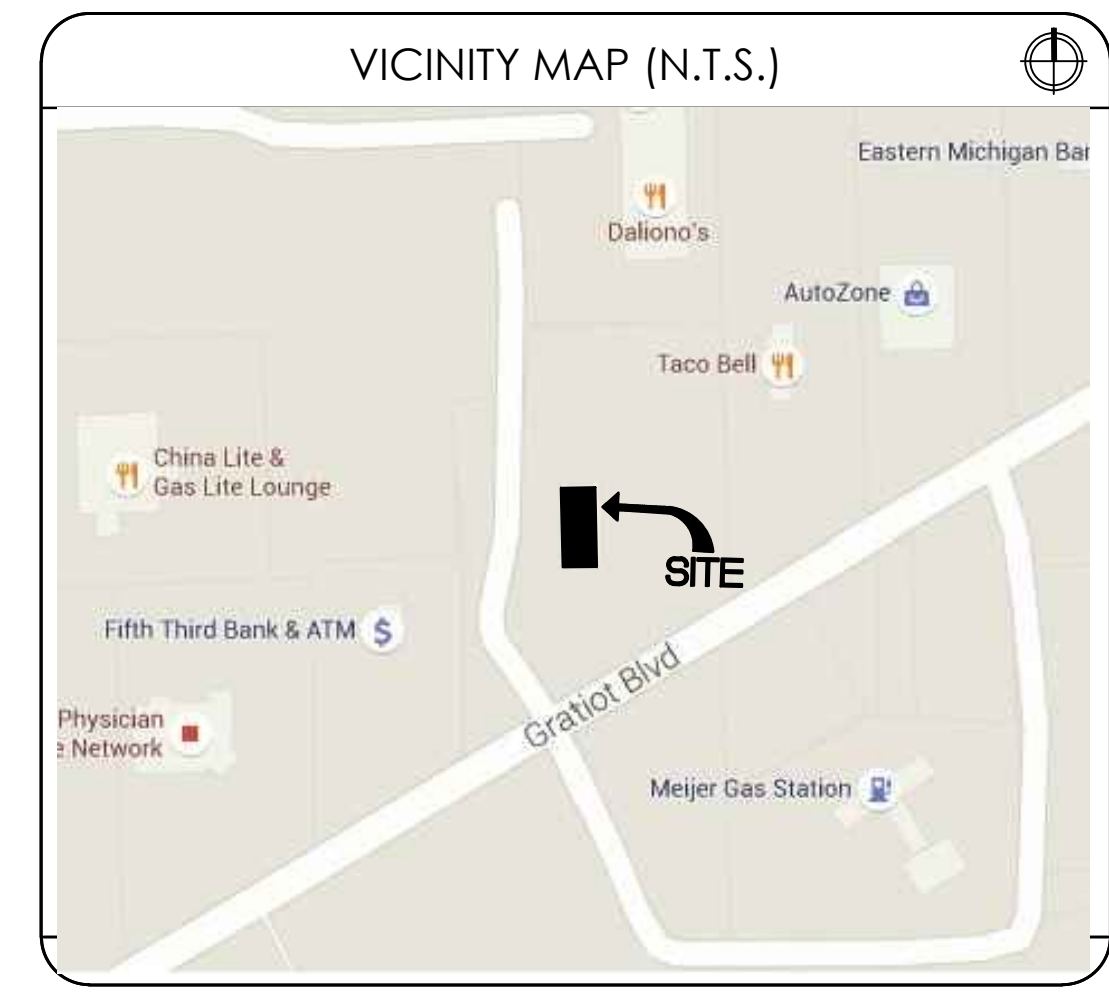
DIVISION 4 - MASONRY		DIVISION 9 - FINISHES		DIVISION 15 - MECHANICAL		SIGN, EQUIP, PLAYGROUND & DECOR		SIGN, EQUIP... (CONTINUED)	
-ACME BRICK CO. (FACE BRICK) P.O. BOX 425 FT. WORTH, TX. 76101-0425 713-681-4651 800-792-1234 (IN TEXAS)	-TRI-STATE BRICK & BLOCK, LLC. (TEXTURED BLOCK) 412 EAST ST. CATHERINE ST. LOUISVILLE, KY. 40203 502-587-7971	-INTERCERAMIC TILE COMPANY (WATER HEATERS & WALL TILE) 101 BELL ROAD MONTGOMERY, AL. 36117 334-260-1512	-D.J. PAINTING (WATER HEATERS) 7891 LANDS AVE. BRIDGEFORD, NJ. 08302 DAN HAER: 609-685-0562 dan@djpainting.com	-RHEEM/RUUD (WATER HEATERS) 101 BELL ROAD MONTGOMERY, AL. 36117 334-260-1512	-PENNBARRY VENTILATOR, INC. (ROOFTOP EXHAUST FANS) 1401 NORTH PLANO ROAD RICHARDSON, TX. 75081 972-497-0456	-L.S.I. (MENU BOARDS) 3871 TURKEYFOOT ROAD ERLANGER, KY. 41018 RICK JORDON: 800-546-1513 EXT. 3607 513-793-3200	-INTEGRATED CONTROL CORP. (KITCHEN HENDERS) 748 PARK AVENUE HUNTINGTON, NY 11743 ROBERTA SALERNO: 631-673-5100 OR 877-422-8788	-CHARTER HOUSE INC. (SEATING & DECOR) 500 EAST 8TH STREET, SUITE 1000 HOLLAND, MI. 49423 ANRB ZILM: 800-314-7659 317-774-8880	-DUKE MANUFACTURING (PRODUCT HOLDING UNITS) 2305 NORTH BROADWAY ST. LOUIS MO. 63102 BILL ROSE 314-231-1130 EXR. 355 800-735-3853
-BELDEN BRICK CO. (FACE BRICK) 700 WEST TUSCARAWAS CANTON, OH. 44702 330-456-0031	-GLEN GERY BRICK (FACE BRICK) P.O. BOX 7001 WYOMISSING, PA. 19610-6001 610-374-4011	-DAL-TILE (FLOOR TILE) 1707 OLD OKEECHOBEE ROAD WEST PALM BEACH, FL. 33409 VIVIAN TROUT 561-848-3675	-UNIVERSAL MANUFACTURING (F.R.P.) 5366 CRESTVIEW RD. MEMPHIS, TN. 38134 901-458-8881 EXT. 105 800-821-1414 EXT. 105	-A.O. SMITH (WATER HEATERS) 600 E. JOHN CARPENTER FREEWAY SUITE 200 IRVING, TX. 75062 800-447-1953 800-284-3284 EXT. 19	-SELECTO SCIENTIFIC, INC. (WATER FILTERS) 5933 PEACHTREE IND. BLVD. SUITE B NORCROSS, GA. 30092 800-635-4017 770-448-2433	-FEDERAL HEALTH SIGN CO. (SIGNS) 3985 TAMPA ROAD OLDSMAR, FL. 34677 FIONA PAUL: 813-855-4415 800-284-3284 EXT. 19	-DUKE MANUFACTURING (PRODUCT HOLDING UNITS) 2305 NORTH BROADWAY ST. LOUIS MO. 63102 BILL ROSE 314-231-1130 EXR. 355 800-735-3853	-FRYMASTER CORPORATION (FRYERS) 125 CONNELL STREET ROCKDALE, IL. 60436 BILLY OVERTON: 815-730-7980	-FCC COMMERCIAL FURNITURE (DECOR) 8452 OLD HWY. 99 NORTH ROSEBURG, OR. 97470 VIRGIL OSBORNE: 541-673-3351 800-322-7328
DIVISION 5 - METALS		-SHERWIN WILLIAMS/DURON (PAINTS, COATINGS) 5790 HOPFNER AVENUE, SUITE 501 ORLANDO, FL. 32822 407-658-6280 [NATIONAL ACCTS. - LONN ROSELL]		-PALOMA (WATER HEATERS - CONDON CO.) 2915 S. FOX ENGLEWOOD, CO. 80110 800-873-3507		-CUMMINGS SIGNS, INC. (SIGNS) 15 CENTURY BLVD, SUITE 200 NASHVILLE, TN. 37214 ANN BAKER: 800-489-7446 EXT. 358		-FCC COMMERCIAL FURNITURE (DECOR) 8452 OLD HWY. 99 NORTH ROSEBURG, OR. 97470 VIRGIL OSBORNE: 541-673-3351 800-322-7328	
-ADDSON STEEL (STRUCTURAL STEEL) 7351 OVERLAND ROAD LOCKHART, FL. 32810-3403 407-275-6434		-WIRSCO (METAL FASCIA, SOFFITS) 12102 CORPORATION DRIVE DALLAS, TX. 75228 800-627-8848		-PALOMA (WATER HEATERS - CONDON CO.) 1103 N. 36TH STREET SEATTLE, WA. 98103 800-824-7337		-N.C.A. NATIONAL HVAC PRODUCTS, LLC. (AIR CONDITIONING - FULL SERVICE) 4585 140 AVENUE NORTH CLEARWATER, FL. 33762 877-530-0078		-GAYLORD INDUSTRIES (HOODS) 10903 SOUTH AVEYER STREET TULALAIN, OR. 97062 503-691-2010 800-547-9040	
DIVISION 6 - WOOD/PLASTICS		-GRANITE-FIANDRE (FLOOR TILE) 1159 BRYN MAWR ITASCA, IL. 60143 JAN DETER: 714-309-9551 jdetereurowest.com		-CARRIER CORPORATION (AIR CONDITIONING) 6304 CARRIER PARKWAY SYRACUSE, NY. 13221 DEBORAH ROY-JONES 315-432-7941 800-879-1086		-SIGN RESOURCE (EXTERIOR ILLUMINATED SIGNAGE) 6135 DISTRICT BLVD. MAYWOOD, CA. 90270 MICHAEL EHRENBERGER 417-869-6474		-HALTON COMPANYP (HOODS) 101 INDUSTRIAL DRIVE SCOTTSVILLE, KY. 42164 JEFF HILBERT 800-565-2981 EXT. 4479	
-JAMES HARDIE BUILDING PRODUCTS, INC. (SIDING, SOFFIT) 1255 LA QUINTA DRIVE SUITE 218 ORLANDO, FL. 32809 800-942-7343		-QUARRY TILE CO. (CERAMIC TILE) 800-423-2808		-CARRIER CORPORATION (AIR CONDITIONING) 6304 CARRIER PARKWAY SYRACUSE, NY. 13221 DEBORAH ROY-JONES 315-432-7941 800-879-1086		-LOREN COOK COMPANY (EXHAUST FANS) 2015 E. DALE SPRINGFIELD, MISSOURI 65803-4637 417-869-6474		-LORREN COOK COMPANY (EXHAUST FANS) 2015 E. DALE SPRINGFIELD, MISSOURI 65803-4637 417-869-6474	
DIVISION 7 - THERM MOISTURE PROT.		-ILLINOIS STATE PAINTERS (PAINT, COATINGS, NATL ACCT APPLICATOR) 630-904-4808		-TRANE (AIR CONDITIONING UNITS, RTU/SPLIT SYSTEMS CONTROLS) 2884 CORPORATE WAY MIRAMAR, FL. 33025 GORMAN RASMUSSEN 954-499-2290		-NORITZ AMERICA CORPORATION (HOT WATER HEATERS) 25172 ARCTIC OCEAN DR. SUITE 102 LAKE FOREST, CA. 92630 www.noritz.com		-ALLEN INDUSTRIES, INC. (SIGNAGE) 4100 SHERATON COURT GREENSBORO, NC. 27410 BETTY SWAN: 888-294-2007 EXT. 3104	
-WONER ROOF TILE (BARREL TILE) P.O. BOX 5567 ORANGE, CA. 92613-5567 800-366-6437		-RESTONE METAL PRODUCTS (METAL ROOF) 1001 LUND BOULEVARD ANOKA, MN. 55303 800-466-7737		-AMEREX CORPORATION (FIRE PROTECTION SYSTEMS) 7595 GARDNER HIGHWAY TRUSSVILLE, ALABAMA 35173-0081 205-655-3271 www.amerex-fre.com		-NORTH WEST SIGN INDUSTRIES (SIGNS) 360 CRIDER AVE. MOORESTOWN, NJ. 08057 MANISH JASINGHANI 856-802-1677		-LANCER (DRINK DISPENSERS) 6655 LANCER BLVD SAN ANTONIO, TX. 78219 TOM BRIGHTWELL: 770-331-7808 800-729-1500 EXT. 7255	
-JFTELE INC. (BARREL TILE) P.O. BOX 632 LAKE WALES, FL. 33859 813-676-9405		-TAMKO ROOFING PRODUCTS (FLAT ROOFING) P.O. BOX 1404 JOPLIN, MO. 64802 800-641-4691 (417) 624-6644		-OWENS CORNING (STONE EXTERIOR FINISH) 1 OWENS CORNING PARKWAY TOLEDO, OH. 43604 PATRICK LEACH 407-408-5477 PATRICK.LEACH@OWENSCORNING.COM		-HD SUPPLY (TOILETS, URINALS, FAUCETS) 1492 NORTH TECH BLVD. GILBERT, AZ. 85233-1022 RAY MYRABO: 480-777-0959 800-266-3400 EXT. 209 www.HDSupply.com		-NECO CORPORATION (BROKERS) 7950 CAMERON DRIVE WINDSOR, CA. 95492 EDWARD BAKER SR. 707-284-7100 800-821-2141	
-G.F. (FLAT ROOF) 1361 ALPS ROAD WAYNE, NJ. 07470 (201) 626-3000 800-766-3411		-CORONADO PAINT (WATER HEATERS) 386-428-6461		-AMERICAN STANDARD (TOILET, URINAL, FAUCETS) 1 CENTENNIAL AVE. PISCATAWAY, NJ. 08855 RAY MYRABO 732-980-3234		-LEKTRON INC. (PARAPET LIGHT BANDS) 7450 E. 40TH PL. TULSA, OK. 74145 FRED HANNAH: 800-634-4059		-PITCO (FRYERS) 10 FERRY STREET CONCORD, NH. 03301 MARK MCCABE: 603-230-5563 800-268-3708	
-SERRIDGE ROOFING (METAL ROOF) TYLER HALL SAN ANTONIO, TX. 210-653-7047 THALI@benridge.com		-SUMMITVILLE TILE CO. 330-223-1511		-EVERPURE, INC. (WATER FILTERS) 3691 COMMERCIAL AVENUE NORTH-BROOK, IL. 60062 800-227-5432 847-291-7674		-QUALSERV (KITCHEN EQUIPMENT, SMALLWARES) 7400 SOUTH 28TH STREET FORT SMITH, AR. 72908 DAVID KENSINGER: 803-776-2658 800-366-3774		-TAYLOR COMPANY (SHAKE MACHINE, FROZEN BEVERAGE MACHINE) 1780 NORTH COMMERCE PKWY WESTON, FL. 33326 PAUL PEDRA: 954-217-9100 EXT. 122 800-940-4848 EXT. 122	
-SERRIDGE ROOFING (METAL ROOF) TYLER HALL SAN ANTONIO, TX. 210-653-7047 THALI@benridge.com		-DIURO-LAST ROOFING (FLAT ROOFING) 525 MORLEY DRIVE SAGINAW, MI. 48601 JOHN DEAL - 800-248-0280		-LATICRETE (GROUT) ONE LATICRETE PARK NORTH BETHANY, ST. 06524-3423 DAVID MYERS 800-243-4788 203-376-8113 dmyers@laticrete.com www.laticrete.com		-FRANKE (KITCHEN EQUIPMENT, SMALLWARES) 830 AVIATION PARKWAY SMYRNA, TN. 37167 PETER DIAZ: 561-488-9422		-PITCO (FRYERS) 10 FERRY STREET CONCORD, NH. 03301 MARK MCCABE: 603-230-5563 800-268-3708	
DIVISION 8 - DOORS AND WINDOWS		-MARLITE (DOOR, ALUMINUM FRAMES) 202 HARGER STREET DOVER, NH. 44622 800-377-1221 330-364-7561		-CORONADO PAINT (WATER HEATERS) 386-428-6461		-AMERICAN STANDARD (TOILET, URINAL, FAUCETS) 1 CENTENNIAL AVE. PISCATAWAY, NJ. 08855 RAY MYRABO 732-980-3234		-FRANKE (KITCHEN EQUIPMENT, SMALLWARES) 830 AVIATION PARKWAY SMYRNA, TN. 37167 PETER DIAZ: 561-488-9422	
-U.S. ALUMINUM (STOREFRONT) 200 SINGLETON DRIVE WAXAHACHIE, TX. 75165-5094 800-627-6400		-UNIVERSAL MANUFACTURING, CO. (HOLLOW METAL FRAMES & DOORS, WOOD DOORS-HARDWARE [HINGES, LOCKS, ETC.]) 5366 CRESTVIEW RD. MEMPHIS, TN. 38134 901-458-8881 EXT. 105 800-821-1414 EXT. 105		-SUMMITVILLE TILE CO. 330-223-1511		-AMERICAN STANDARD (TOILET, URINAL, FAUCETS) 1 CENTENNIAL AVE. PISCATAWAY, NJ. 08855 RAY MYRABO 732-980-3234		-FRANKE (KITCHEN EQUIPMENT, SMALLWARES) 830 AVIATION PARKWAY SMYRNA, TN. 37167 PETER DIAZ: 561-488-9422	
-KAWNEER CO., INC. (STOREFRONT) P.O. BOX 516 JONESBORO, GA. 30237 770-478-8841		-ROYAL GLASS (LOGO MID-PANELS) 403 EAST THIRD STREET FENNVILLE, MI. 49408-0380 269-561-8715		-LATICRETE (GROUT) ONE LATICRETE PARK NORTH BETHANY, ST. 06524-3423 DAVID MYERS 800-243-4788 203-376-8113 dmyers@laticrete.com www.laticrete.com		-AMERICAN STANDARD (TOILET, URINAL, FAUCETS) 1 CENTENNIAL AVE. PISCATAWAY, NJ. 08855 RAY MYRABO 732-980-3234		-FRANKE (KITCHEN EQUIPMENT, SMALLWARES) 830 AVIATION PARKWAY SMYRNA, TN. 37167 PETER DIAZ: 561-488-9422	
-TUBELITE (STOREFRONT) P.O. BOX 118 8200 MACKINAW TRAIL REED CITY, MI. 49677 972-551-6100		-MANUAL PAZ (LOGO MID-PANELS) CALIFORNIA 862-863-4481		-LATICRETE (GROUT) ONE LATICRETE PARK NORTH BETHANY, ST. 06524-3423 DAVID MYERS 800-243-4788 203-376-8113 dmyers@laticrete.com www.laticrete.com		-AMERICAN STANDARD (TOILET, URINAL, FAUCETS) 1 CENTENNIAL AVE. PISCATAWAY, NJ. 08855 RAY MYRABO 732-980-3234		-FRANKE (KITCHEN EQUIPMENT, SMALLWARES) 830 AVIATION PARKWAY SMYRNA, TN. 37167 PETER DIAZ: 561-488-9422	
-VISTA WALL (STOREFRONT) P.O. BOX 629 803 AIRPORT RD. TERRELL, TX. 75160 800-869-4567		-3M COMMERCIAL CORE DIVISION (WINDOW FILM) 3M CENTER BUILDING 223-2N-20 JIM WOODWARD: 651-737-0792 MICHELE PISHKO: 651-736-1629		-LATICRETE (GROUT) ONE LATICRETE PARK NORTH BETHANY, ST. 06524-3423 DAVID MYERS 800-243-4788 203-376-8113 dmyers@laticrete.com www.laticrete.com		-AMERICAN STANDARD (TOILET, URINAL, FAUCETS) 1 CENTENNIAL AVE. PISCATAWAY, NJ. 08855 RAY MYRABO 732-980-3234		-FRANKE (KITCHEN EQUIPMENT, SMALLWARES) 830 AVIATION PARKWAY SMYRNA, TN. 37167 PETER DIAZ: 561-488-9422	
-QUIKSERV (DRIVE-THRU WINDOWS) 11441 BRITTMORE PARK DRIVE HOUSTON, TX. 77041 800-388-8307 713-849-5882		-YKK AP AMERICA, INC. (STOREFRONT) 7680 THE BLUFFS, SUITE 100 ALUSTEL, GA. 30168 WEST THORPE: 678-396-6728 Westthorpe@ykk-apti.com www.ykkap.com		-LATICRETE (GROUT) ONE LATICRETE PARK NORTH BETHANY, ST. 06524-3423 DAVID MYERS 800-243-4788 203-376-8113 dmyers@laticrete.com www.laticrete.com		-AMERICAN STANDARD (TOILET, URINAL, FAUCETS) 1 CENTENNIAL AVE. PISCATAWAY, NJ. 08855 RAY MYRABO 732-980-3234		-FRANKE (KITCHEN EQUIPMENT, SMALLWARES) 830 AVIATION PARKWAY SMYRNA, TN. 37167 PETER DIAZ: 561-488-9422	
-FULKERSON, LLC. (TOUCH FREE DOOR HANDLE) 4230 RHONA LANE CUMMINGS, GA. 30040 MATT FULDERSON: 404-693-5661 mfulder@fuldersonllc.com www.sanitgrasp.com		-SAN JAMAR (RESTROOM ACCESSORIES & SUPPLIES) 555 KOOPMAN LANE ELKHORN, WI. 800-248-9826 EXT. 113 262-752-1333 EXT. 113 www.sanjam.com		-LATICRETE (GROUT) ONE LATICRETE PARK NORTH BETHANY, ST. 06524-3423 DAVID MYERS 800-243-4788 203-376-8113 dmyers@laticrete.com www.laticrete.com		-AMERICAN STANDARD (TOILET, URINAL, FAUCETS) 1 CENTENNIAL AVE. PISCATAWAY, NJ. 08855 RAY MYRABO 732-980-3234		-FRANKE (KITCHEN EQUIPMENT, SMALLWARES) 830 AVIATION PARKWAY SMYRNA, TN. 37167 PETER DIAZ: 561-488-9422	
-READY ACCESS (DRIVE THRU WINDOWS & AIR CURTAINS) 1815 ARTHUR DRIVE WEST CHICAGO, IL. 60185 KIM MCKIBBEN 800-621-5245 kim@ready-access.com		-UNIVERSAL MANUFACTURING (RESTROOM ACCESSORIES) 5366 CRESTVIEW DR. MEMPHIS, TN. 38134 901-458-8881 EXT. 105 800-821-1414 EXT. 105		-LATICRETE (GROUT) ONE LATICRETE PARK NORTH BETHANY, ST. 06524-3423 DAVID MYERS 800-243-4788 203-376-8113 dmyers@laticrete.com www.laticrete.com		-AMERICAN STANDARD (TOILET, URINAL, FAUCETS) 1 CENTENNIAL AVE. PISCATAWAY, NJ. 08855 RAY MYRABO 732-980-3234		-FRANKE (KITCHEN EQUIPMENT, SMALLWARES) 830 AVIATION PARKWAY SMYRNA, TN. 37167 PETER DIAZ: 561-488-9422	
-WORLD DRYER CO. (HAND DRYERS) 5700 MCDERMOTT DR. BERKELEY, IL. 60163 RICK STEFFEN: 708-449-6950		-UNIVERSAL MANUFACTURING (RESTROOM ACCESSORIES) 5366 CRESTVIEW DR. MEMPHIS, TN. 38134 901-458-8881 EXT. 105 800-821-1414 EXT. 105		-LATICRETE (GROUT) ONE LATICRETE PARK NORTH BETHANY, ST. 06524-3423 DAVID MYERS 800-243-4788 203-376-8113 dmyers@laticrete.com www.laticrete.com		-AMERICAN STANDARD (TOILET, URINAL, FAUCETS) 1 CENTENNIAL AVE. PISCATAWAY, NJ. 08855 RAY MYRABO 732-980-3234		-FRANKE (KITCHEN EQUIPMENT, SMALLWARES) 830 AVIATION PARKWAY SMYRNA, TN. 37167 PETER DIAZ: 561-488-9422	
-HILL PHOENIX POWER SYSTEMS DIVISION (FACTORY INTEGRATED SWITCH GEAR) 2205 EAST PARK DRIVE CONYERS, GA. 30013 PRICING: 770-285-3251 edpburgerking@hillphoenix.com		-UNIVERSAL MANUFACTURING (RESTROOM ACCESSORIES) 5366 CRESTVIEW DR. MEMPHIS, TN. 38134 901-458-8881 EXT. 105 800-821-1414 EXT. 105		-LATICRETE (GROUT) ONE LATICRETE PARK NORTH BETHANY, ST. 06524-3423 DAVID MYERS 800-243-4788 203-376-8113 dmyers@laticrete.com www.laticrete.com		-AMERICAN STANDARD (TOILET, URINAL, FAUCETS) 1 CENTENNIAL AVE. PISCATAWAY, NJ. 08855 RAY MYRABO 732-980-3234		-FRANKE (KITCHEN EQUIPMENT, SMALLWARES) 830 AVIATION PARKWAY SMYRNA, TN. 37167 PETER DIAZ: 561-488-9422	
-HILL PHOENIX POWER SYSTEMS DIVISION (FACTORY INTEGRATED SWITCH GEAR) 2205 EAST PARK DRIVE CONYERS, GA. 30013 PRICING: 770-285-3251 edpburgerking@hillphoenix.com		-UNIVERSAL MANUFACTURING (RESTROOM ACCESSORIES) 5366 CRESTVIEW DR. MEMPHIS, TN. 38134 901-458-8881 EXT. 105 800-821-1414 EXT. 105		-LATICRETE (GROUT) ONE LATICRETE PARK NORTH BETHANY, ST. 06524-3423 DAVID MYERS 800-243-4788 203-376-8113 dmyers@laticrete.com www.laticrete.com		-AMERICAN STANDARD (TOILET, URINAL, FAUCETS) 1 CENTENNIAL AVE. PISCATAWAY, NJ. 08855 RAY MYRABO 732-980-3234		-FRANKE (KITCHEN EQUIPMENT, SMALLWARES) 830 AVIATION PARKWAY SMYRNA, TN. 37167 PETER DIAZ: 561-488-9422	
-HILL PHOENIX POWER SYSTEMS DIVISION (FACTORY INTEGRATED SWITCH GEAR) 2205 EAST PARK DRIVE CONYERS, GA. 30013 PRICING: 770-285-3251 edpburgerking@hillphoenix.com		-UNIVERSAL MANUFACTURING (RESTROOM ACCESSORIES) 5366 CRESTVIEW DR. MEMPHIS, TN. 38134 901-458-8881 EXT. 105 800-821-1414 EXT. 105		-LATICRETE (GROUT) ONE LATICRETE PARK NORTH BETHANY, ST. 06524-3423 DAVID MYERS 800-243-4788 203-376-8113 dmyers@laticrete.com www.laticrete.com		-AMERICAN STANDARD (TOILET, URINAL, FAUCETS) 1 CENTENNIAL AVE. PISCATAWAY, NJ. 08855 RAY MYRABO 732-980-3234		-FRANKE (KITCHEN EQUIPMENT, SMALLWARES) 830 AVIATION PARKWAY SMYRNA, TN. 37167 PETER DIAZ: 561-488-9422	
-HILL PHOENIX POWER SYSTEMS DIVISION (FACTORY INTEGRATED SWITCH GEAR) 2205 EAST PARK DRIVE CONYERS, GA. 30013 PRICING: 770-285-3251 edpburgerking@hillphoenix.com		-UNIVERSAL MANUFACTURING (RESTROOM ACCESSORIES) 5366 CRESTVIEW DR. MEMPHIS, TN. 38134 901-458-8881 EXT. 105 800-821-1414 EXT. 105		-LATICRETE (GROUT) ONE LATICRETE PARK NORTH BETHANY, ST. 06524-3423 DAVID MYERS 800-243-4788 203-376-8113 dmyers@laticrete.com www.laticrete.com		-AMERICAN STANDARD (TOILET, URINAL, FAUCETS) 1 CENTENNIAL AVE. PISCATAWAY, NJ. 08855 RAY MYRABO 732-980-3234		-FRANKE (KITCHEN EQUIPMENT, SMALLWARES) 830 AVIATION PARKWAY SMYRNA, TN. 37167 PETER DIAZ: 561-488-9422	
-HILL PHOENIX POWER SYSTEMS DIVISION (FACTORY INTEGRATED SWITCH GEAR) 2205 EAST PARK DRIVE CONYERS, GA. 30013 PRICING: 770-285-3251 edpburgerking@hillphoenix.com		-UNIVERSAL MANUFACTURING (RESTROOM ACCESSORIES) 5366 CRESTVIEW DR. MEMPHIS, TN. 38134 901-458-8881 EXT. 105 800-821-1414 EXT. 105		-LATICRETE (GROUT) ONE LATICRETE PARK NORTH BETHANY, ST. 06524-3423 DAVID MYERS 800-243-4788 203-376-8113 dmyers@laticrete.com www.laticrete.com		-AMERICAN STANDARD (TOILET, URINAL, FAUCETS) 1 CENTENNIAL AVE. PISCATAWAY, NJ. 08855 RAY MYRABO 732-980-3234		-FRANKE (KITCHEN EQUIPMENT, SMALLWARES) 830 AVIATION PARKWAY SMYRNA, TN. 37167 PETER DIAZ: 561-488-9422	
-HILL PHOENIX POWER SYSTEMS DIVISION (FACTORY INTEGRATED SWITCH GEAR) 2205 EAST PARK DRIVE CONYERS, GA. 30013 PRICING: 770-285-3251 edpburgerking@hillphoenix.com		-UNIVERSAL MANUFACTURING (RESTROOM ACCESSORIES) 5366 CRESTVIEW DR. MEMPHIS, TN. 38134 901-458-8881 EXT. 105 800-821-1414 EXT. 105		-LATICRETE (GROUT) ONE LATICRETE PARK NORTH BETHANY, ST. 06524-3423 DAVID MYERS 800-243-4788 203-376-8113 dmyers@laticrete.com www.laticrete.com		-AMERICAN STANDARD (TOILET, URINAL, FAUCETS) 1 CENTENNIAL AVE. PISCATAWAY, NJ. 08855 RAY MYRABO 732-980-3234		-FRANKE (KITCHEN EQUIPMENT, SMALLWARES) 830 AVIATION PARKWAY SMYRNA, TN. 37167 PETER DIAZ: 561-488-9422	
-HILL PHOENIX POWER SYSTEMS DIVISION (FACTORY INTEGRATED SWITCH GEAR) 2205 EAST PARK DRIVE CONYERS, GA. 30013 PRICING: 770-285-3251 edpburgerking@hillphoenix.com		-UNIVERSAL MANUFACTURING (RESTROOM ACCESSORIES) 5366 CRESTVIEW DR. MEMPHIS, TN. 38134 901-458-8881 EXT. 105 800-821-1414 EXT. 105		-LATICRETE (GROUT) ONE LATICRETE PARK NORTH BETHANY, ST. 06524-3423 DAVID MYERS 800-243-4788 203-376-8113 dmyers@laticrete.com www.laticrete.com		-AMERICAN STANDARD (TOILET, URINAL, FAUCETS) 1 CENTENNIAL AVE. PISCATAWAY, NJ. 08855 RAY MYRABO 732-980-3234		-FRANKE (KITCHEN EQUIPMENT, SMALLWARES) 830 AVIATION PARKWAY SMYRNA, TN. 37167 PETER DIAZ: 561-488-9422	
-HILL PHOENIX POWER SYSTEMS DIVISION (FACTORY INTEGRATED SWITCH GEAR) 2205 EAST PARK DRIVE CONYERS, GA. 30013 PRICING: 770-285-3251 edpburgerking@hillphoenix.com		-UNIVERSAL MANUFACTURING (RESTROOM ACCESSORIES) 5366 CRESTVIEW DR. MEMPHIS, TN. 38134 901-458-8881 EXT. 105 800-821-1414 EXT. 105		-LATICRETE (GROUT) ONE LATICRETE PARK NORTH BETHANY, ST. 06524-3423 DAVID MYERS 800-243-4788 203-376-8113 dmyers@laticrete.com www.laticrete.com		-AMERICAN STANDARD (TOILET, URINAL, FAUCETS) 1 CENTENNIAL AVE. PISCATAWAY, NJ. 08855 RAY MYRABO 732-980-3234		-FRANKE (KITCHEN EQUIPMENT, SMALLWARES) 830 AVIATION PARKWAY SMYRNA, TN. 37167 PETER DIAZ: 561-488-9422	
-HILL PHOENIX POWER SYSTEMS DIVISION (FACTORY INTEGRATED SWITCH GEAR) 2205 EAST PARK DRIVE CONYERS, GA. 30013 PRICING: 770-285-3251 edpburgerking@hillphoenix.com		-UNIVERSAL MANUFACTURING (RESTROOM ACCESSORIES) 5366 CRESTVIEW DR. MEMPHIS, TN. 38134 901-458-8881 EXT. 105 800-821-1414 EXT. 105		-LATICRETE (GROUT) ONE LATICRETE PARK NORTH BETHANY, ST. 06524-3423 DAVID MYERS 800-243-4788 203-376-8113 dmyers@laticrete.com www.laticrete.com		-AMERICAN STANDARD (TOILET, URINAL, FAUCETS) 1 CENTENNIAL AVE. PISCATAWAY, NJ. 08855 RAY MYRABO 732-980-3234		-FRANKE (KITCHEN EQUIPMENT, SMALLWARES) 830 AVIATION PARKWAY SMYRNA, TN. 37167 PETER DIAZ: 561-488-9422	
-HILL PHOENIX POWER SYSTEMS DIVISION (FACTORY INTEGRATED SWITCH GEAR) 2205 EAST PARK DRIVE CONYERS, GA. 30013 PRICING: 770-285-3251 edpburgerking@hillphoenix.com		-UNIVERSAL MANUFACTURING (RESTROOM ACCESSORIES) 5366 CRESTVIEW DR. MEMPHIS, TN. 38134 901-458-8881 EXT. 105 800-821-1414 EXT. 105		-LATICRETE (GROUT) ONE LATICRETE PARK NORTH BETHANY, ST. 06524-3423 DAVID MYERS 800-243-4788 203-376-8113 dmyers@laticrete.com www.laticrete.com		-AMERICAN STANDARD (TOILET, URINAL, FAUCETS) 1 CENTENNIAL AVE. PISCATAWAY, NJ. 08855 RAY MYRABO 732-980-3234		-FRANKE (KITCHEN EQUIPMENT, SMALLWARES) 830 AVIATION PARKWAY SMYRNA, TN. 37167 PETER DIAZ: 561-488-9422	
-HILL PHOENIX POWER SYSTEMS DIVISION (FACTORY INTEGRATED SWITCH GEAR) 2205 EAST PARK DRIVE CONYERS, GA. 30013 PRICING: 770-285-3251 edpburgerking@hillphoenix.com		-UNIVERSAL MANUFACTURING (RESTROOM ACCESSORIES) 5366 CRESTVIEW DR. MEMPHIS, TN. 38134 901-458-8881 EXT. 105 800-821-1414 EXT. 105		-LATICRETE (GROUT) ONE LATICRETE PARK NORTH BETHANY, ST. 06524-3423 DAVID MYERS 800-243-4788 203-376-8113 dmyers@laticrete.com www.laticrete.com		-AMERICAN STANDARD (TOILET, URINAL, FAUCETS) 1 CENTENNIAL AVE. PISCATAWAY, NJ. 08855 RAY MYRABO 732-980-3234		-FRANKE (KITCHEN EQUIPMENT, SMALLWARES) 830 AVIATION PARKWAY SMYRNA, TN. 37167 PETER DIAZ: 561-488-9422	
-HILL PHOENIX POWER SYSTEMS DIVISION (FACTORY INTEGRATED SWITCH GEAR) 2205 EAST PARK DRIVE CONYERS, GA. 30013 PRICING: 770-285-3251 edpburgerking@hillphoenix.com		-UNIVERSAL MANUFACTURING (RESTROOM ACCESSORIES) 5366 CRESTVIEW DR. MEMPHIS, TN. 38134 901-458-8881 EXT. 105 800-821-1414 EXT. 105		-LATICRETE (GROUT) ONE LATICRETE PARK NORTH BETHANY, ST. 06524-3423 DAVID MYERS 800-243-4788 203-376-8					

EMPTY LOT

PARKING LOT OF FIFTH THIRD BANK



1 DEMO SITE PLAN
SCALE: 1:16



811

 KNOW WHAT IS BELOW
 CALL BEFORE YOU DIG


DEMO SCOPE OF WORK	
SITE DEMO:	
D100	DEMO O.C.U. & FOUNDATION.
D101	DEMO PICNIC TABLE.
D102	DEMO CONCRETE CRACKS, DEPRESSIONS, CRUMBLING SURFACES, & DAMAGED CURBS AT SIDEWALK AND DRIVE THRU LANE. VERIFY LOCATIONS WITH BKC PROJECT MANAGER.
D103	DEMO DAMAGED DRAINAGE STRUCTURES. VERIFY WITH OWNER.
D104	DEMO TRASH ENCLOSURE HARDWARE.
D105	DEMO DETERIORATED, CRUMBLING SURFACES AT TRASH ENCLOSURE APRON AS NEEDED.
D106	DEMO DAMAGED/MISSING ELECTRICAL COVER PLATES.
D107	DEMO DIRECTIONAL SIGNAGE FACES.
D108	DEMO MENU BOARD PANELS THAT ARE FOGGED.
D109	DEMO FENCE AT BACK OF BUILDING.
D110	DEMO SIDEWALK & CURB PER LAYOUT TO ACCOMMODATE FOR ADA. TRUNCATED DOMES TO BE INSTALLED @ RAMP LOCATION.
D111	DEMO READER BOARD FACES.
D112	DEMO ROTTED TRASH ENCLOSURE GATES.
D113	DEMO SITE LIGHT FIXTURES AND DAMAGED DISCUSSION PLATES.
D114	DEMO CLEARANCE SIGN.
D115	DEMO EXISTING ADA RAMP.

No.	Date	By	Notes
1	6.8.16	JW	SUBMITTED TO CITY
2	6.22.16	CG	REVISION 1
Drawn By: PM			
Checked: SB			
Scale: AS NOTED			
Date: 04.01.16			

ALL RIGHTS RESERVED. NO PART OF THESE DRAWINGS OR SPECIFICATIONS MAY BE COPIED, REPRODUCED OR USED IN CONNECTION WITH ANY WORK, OTHER THAN THE SPECIFIC PROJECT FOR WHICH THEY HAVE BEEN PREPARED, WITHOUT PRIOR WRITTEN AUTHORIZATION FROM THE ARCHITECT.

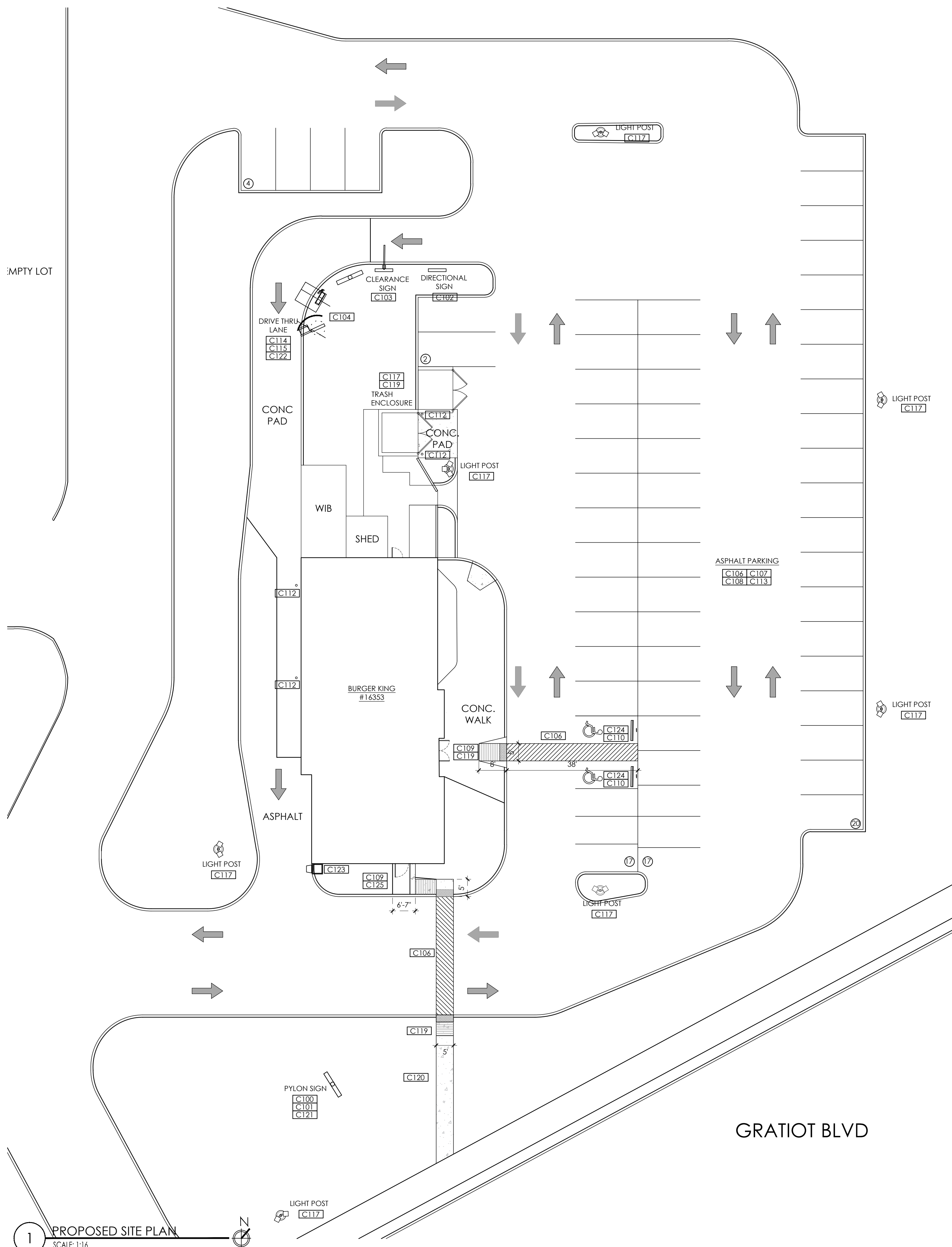


TECHNICAL GROUP, INC.
 37716 Hills Tech Drive
 Farmington Hills, MI 48331
 (248) 426-8000
 FAX (248) 426-7004

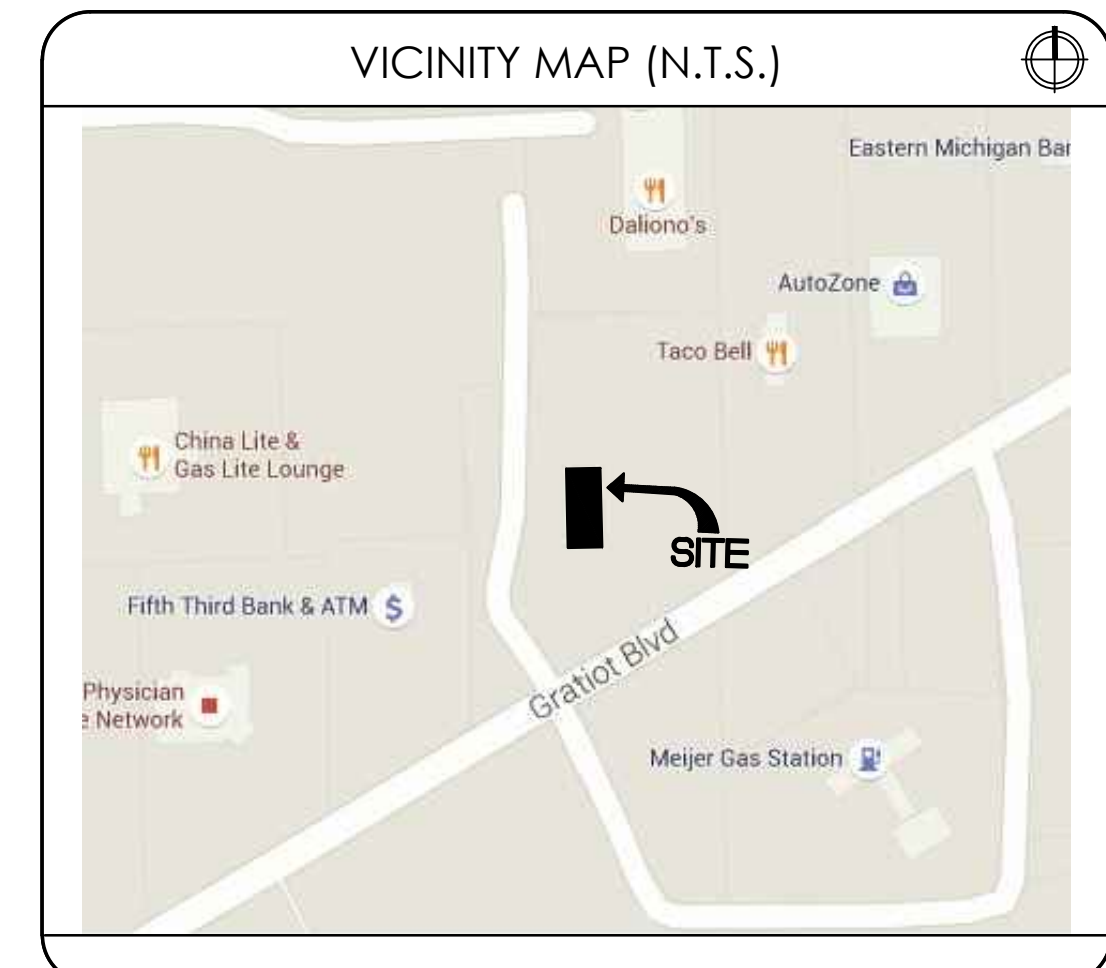


PROJECT BURGER KING #5763 3100 GRATIOT AVE. MARYSVILLE, MI	SHEET TITLE DEMO SITE PLAN
DO NOT SCALE THIS PRINT. USE FIGURED DIMENSIONS ONLY.	
JOB #	TG-16353
SHEET	C-1

EMPTY LOT



1 PROPOSED SITE PLAN
SCALE: 1/16



- ### GENERAL SIGNAGE NOTES
- SIGN INSTALLER RESPONSIBILITIES:**
1. PROVIDE ALL DRAWINGS NECESSARY FOR SIGN PERMITS.
 2. APPLY FOR, OBTAIN, AND PAY FOR ALL REQUIRED SIGN PERMITS.
 3. COORDINATE EXCAVATION OF SIGN FOUNDATIONS WITH G.C.
 4. SET ANCHOR BOLTS OR BASE PLATES AS REQUIRED.
 5. COMPLETE SIGN INSTALLATION.
 6. REMOVE EXCESS DEBRIS, ROUGH GRADE AREA FOR LANDSCAPING.
- GENERAL CONTRACTOR:**
1. COORDINATE EXCAVATION OF SIGN FOUNDATIONS WITH SIGN SUPPLIER.
 2. PROVIDE POWER TO ALL SIGN LOCATIONS AS REQUIRED.
 3. MAKE FINAL ELECTRICAL CONNECTIONS TO EACH SIGN.
 4. ALL SITE CONCRETE.
 5. ALL LANDSCAPING INCLUDING IRRIGATION.
 6. 4'x4' CONCRETE REPAIR AROUND CATCH BASINS.
 7. UNIT PRICING TO BE PROVIDED TO OWNER FOR CONCRETE CURB REPLACEMENT.
 8. ALL NICHHA PANELS AND HARDIE PLANK PRODUCTS ARE TO BE INSTALLED PER MANUFACTURER'S SPECIFICATIONS. IF DISCREPANCY OCCURS BETWEEN CONSTRUCTION DOCUMENTS AND MANUFACTURER SPECIFICATIONS/DETAILS, MANUFACTURER INSTALLATION TAKES PRECEDENCE.
 9. ANY TRASH RECEPTACLE WORK, INCLUDING REPLACEMENT OF BLACK LIDS.
 9. COST OF ANY PARKING LOST REPAIR (ASPHALT RELATED).
- OWNER'S RESPONSIBILITIES:**
1. REMOVAL, REPLACEMENT, AND REINSTALLATION OF SECURITY CAMERAS.

SITE AREA


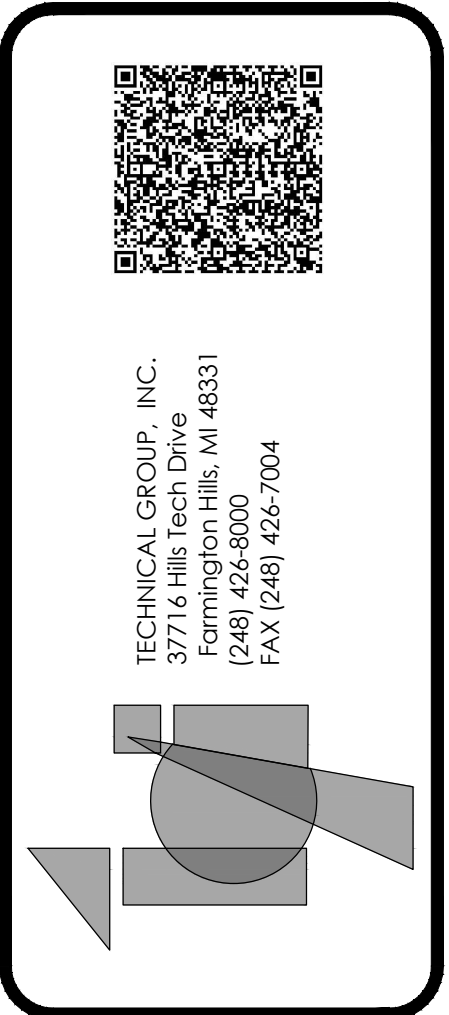

TOTAL SITE AREA:	55,004 SF
BUILDING AREA:	3,334 SF
LANDSCAPED AREA:	7,054 SF
SIDEWALK AREA:	824 SF
NUMBER OF PARKING SPACES:	64

- ### PROPOSED SCOPE OF WORK
- PROPOSED SITE:**
- C100 PAINT PYLON POLES - BLACK
 - C101 PAINT PYLON SIGN CABINETS SILVER.
 - C102 INSTALL NEW DIRECTIONAL SIGN FACES, PAINT POLE/CABINET - BLACK
 - C103 INSTALL 20/20 CLEARANCE SIGN AND FOUNDATION. REFER TO SHEET C-3 FOR DETAILS.
 - C104 INSTALL NEW DECORATIVE WALL @ MENU BOARD AND PREVIEW BOARD. PAINT CABINETS BLACK.
 - C105 INSTALL DT CANOPY W/ INTERNAL OCU & BURY CONDUITS. OCU HAS NEW FOUNDATION & REFLECT NEW IMAGE. REFER TO SHEET C-3.
 - C106 RE-STRIPE PARKING LOT AS PER LAYOUT & PLAN. INCLUDE CROSS WALK STRIPING.
 - C107 PATCH POT HOLES, CRACKS, DEPRESSIONS, AND CRUMBLING SURFACES. VERIFY LOCATIONS WITH OWNER.
 - C108 FIX CATCH BASINS/DRAINAGE STRUCTURE. VERIFY WITH OWNER FOR LOCATIONS.
 - C109 REPLACE DAMAGED SIDEWALKS & CURBS AS TO PREVENT TRIP HAZARDS. AND INSTALL NEW WHERE REQUIRED. VERIFY WITH OWNER.
 - C110 INSTALL HANDICAP SIGNAGE AS PER LAYOUT. REFER TO SHEET C-3 SITE DETAILS.
 - C111 INSTALL TRUNCATED DOMES. TRUNCATED DOMES TO BE ADA/ANSI COMPLIANT, WHERE INDICATED. SEE SHEET C-3 FOR DETAILS.
 - C112 STRAIGHTEN, SECURE, BOLLARDS AND PAINT YELLOW.
 - C113 REPLACE DAMAGED OR MISSING ELECTRICAL COVERS
 - C114 PRESSURE CLEAN DRIVE THRU LANE & SIDEWALKS.
 - C115 PROVIDE DRIVE THRU MARKINGS AND ARROWS PER LAYOUT.
 - C116 PAINT TRASH ENCLOSURE AS PER BKC SPECIFICATION AND INSTALL NEW METAL COPING.
 - C117 SECURE COVERS ON LIGHT POLES & REPLACE DISCOLORED PLATES.(CONCEAL EXPOSED WIRES) AND INSTALL NEW LED LIGHT HEADS.
 - C118 STRIPE TRASH ENCLOSURE APRON.
 - C119 INSTALL ADA RAMP. SEE DETAILS ON SHEET C-3/7.
 - C120 EXTEND NEW CONCRETE SIDEWALK TO PUBLIC SIDEWALK.
 - C121 REPLACE LETTERS ON READER BOARD AND FACES. PAINT CABINETS BLACK.
 - C122 REPAIR CONCRETE PAD AT MENU BOARD & DRIVE THRU WINDOW.
 - C123 INSTALL NEW TRASH RECEPT. W/ CHUTE AT DRIVE THRU.
 - C124 INSTALL NEW WHEEL STOPS. INSTALL NEW CONCRETE AT FRONT ENTRY TO COMPLY WITH ADA/ANSI.
 - C125 EXTEND SIDEWALK AND INSTALL ADA RAMP TO ACCOMMODATE ENTRANCE DOOR CLEARANCE.

No.	Date	By	Notes
1	6.8.16	JW	SUBMITTED TO CITY
2	6.22.16	CC	REVISION 1

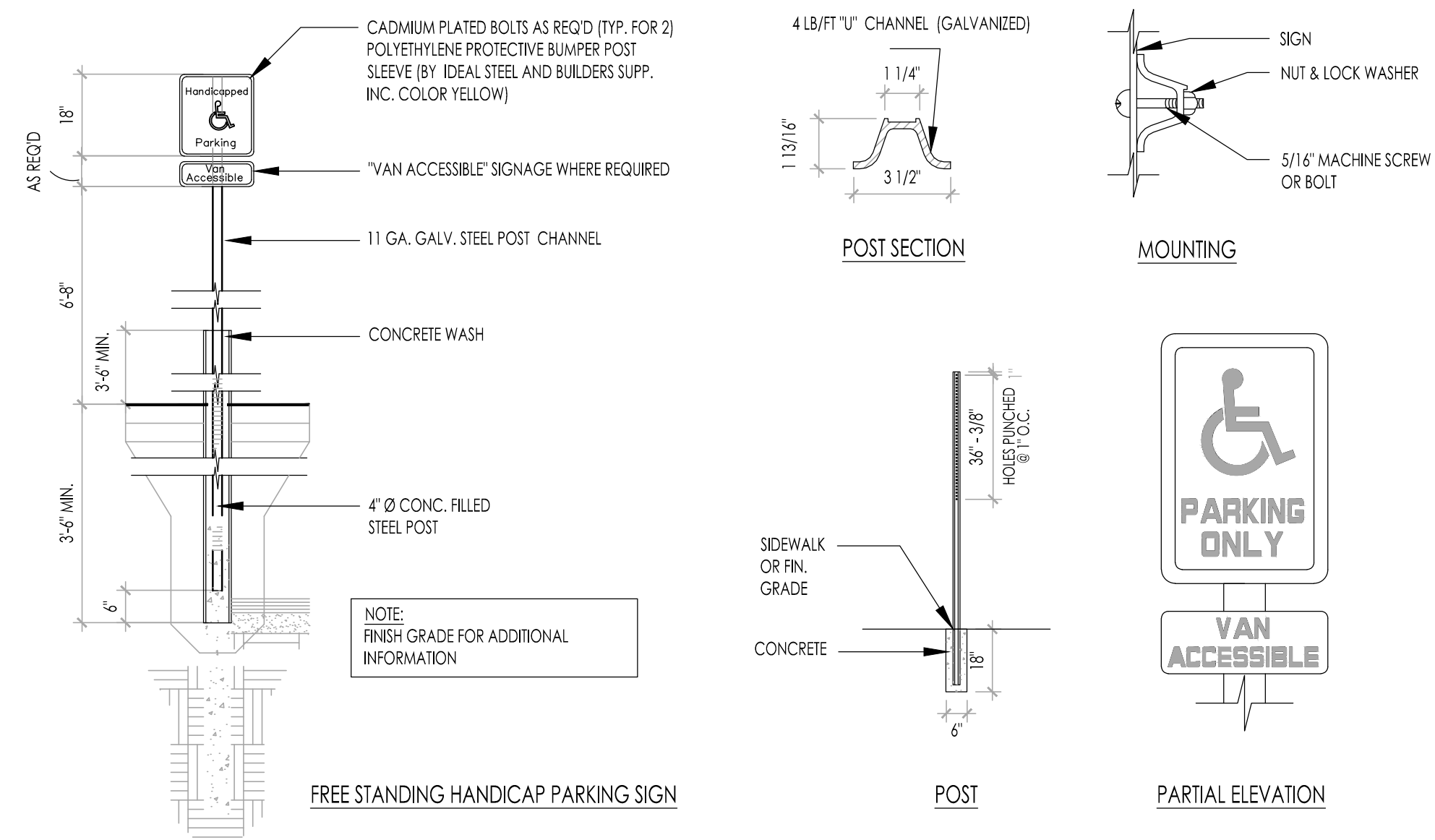
Drawn By: PM
Checked: SB
Scale: AS NOTED
Date: 04.01.16

ALL RIGHTS RESERVED. NO PART OF THESE DRAWINGS OR SPECIFICATIONS MAY BE COPIED, REPRODUCED OR USED IN CONNECTION WITH ANY WORK, OTHER THAN THE SPECIFIC PROJECT FOR WHICH THEY HAVE BEEN PREPARED, WITHOUT PRIOR WRITTEN AUTHORIZATION FROM THE ARCHITECT.



PROJECT BURGER KING #16353 3100 GRATIOT AVE. MARYSVILLE, MI	SHEET TITLE PROPOSED SITE PLAN
DO NOT SCALE THIS PRINT. USE FIGURED DIMENSIONS ONLY.	
JOB #	TG-16353
SHEET	C-2

NOTE:
SIGN STRUCTURAL FOUNDATION AS REQUIRED BY SITE CONDITIONS. DESIGN IS THE RESPONSIBILITY OF THE SUBCONTRACTOR.

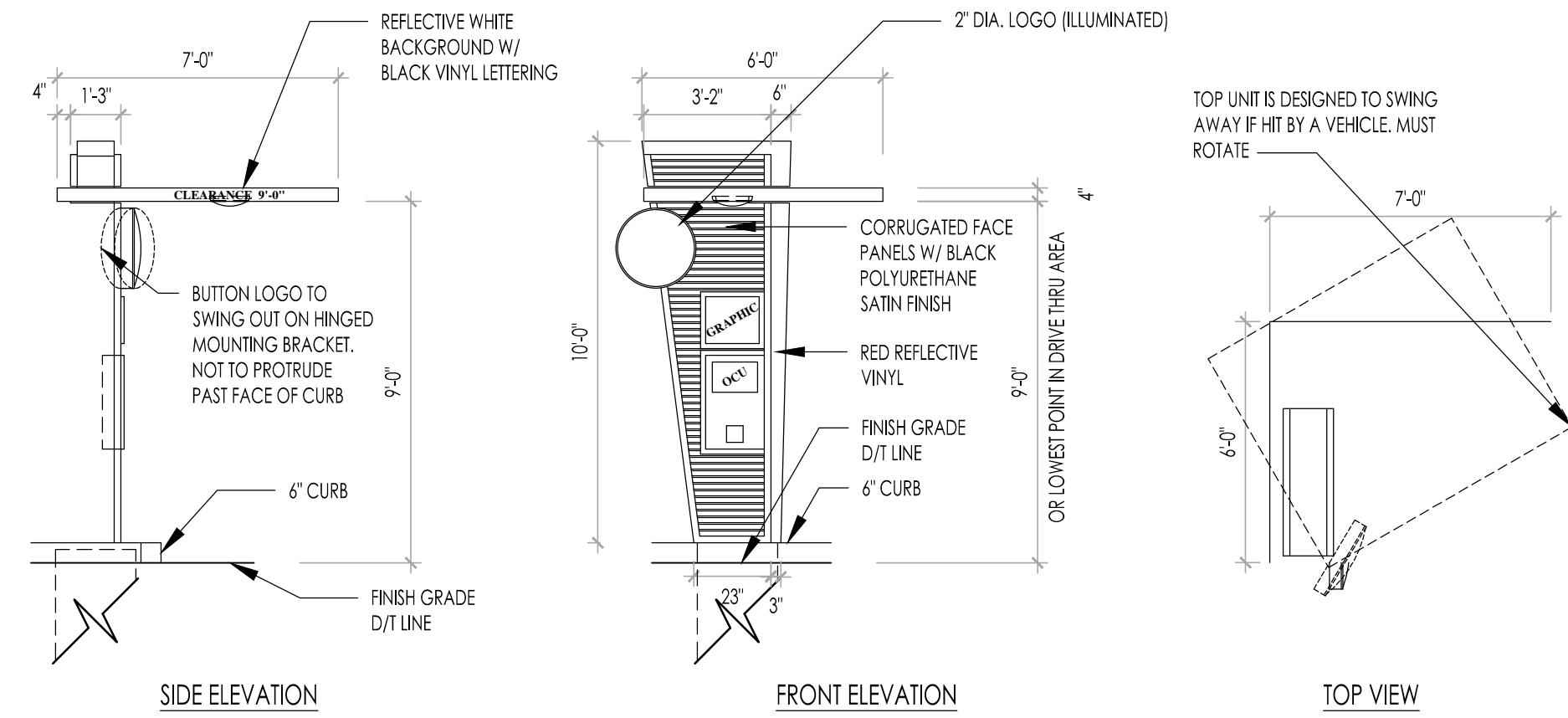


1 FREE STANDING HANDICAP PARKING SIGN

SCALE: NO SCALE

NOTE:
SIGN STRUCTURAL FOUNDATION AS REQ. BY SITE CONDITIONS. DESIGN IS THE RESPONSIBILITY OF THE SUBCONTRACTOR.

- 120 VOLT 20 AMP ELECTRICAL SUPPLY TO SIGN
- DATA CABLE FOR THE ACCUVIEW DISPLAY
- BACK OF SIGN TO BE REMOVABLE FOR SERVICE ACCESS



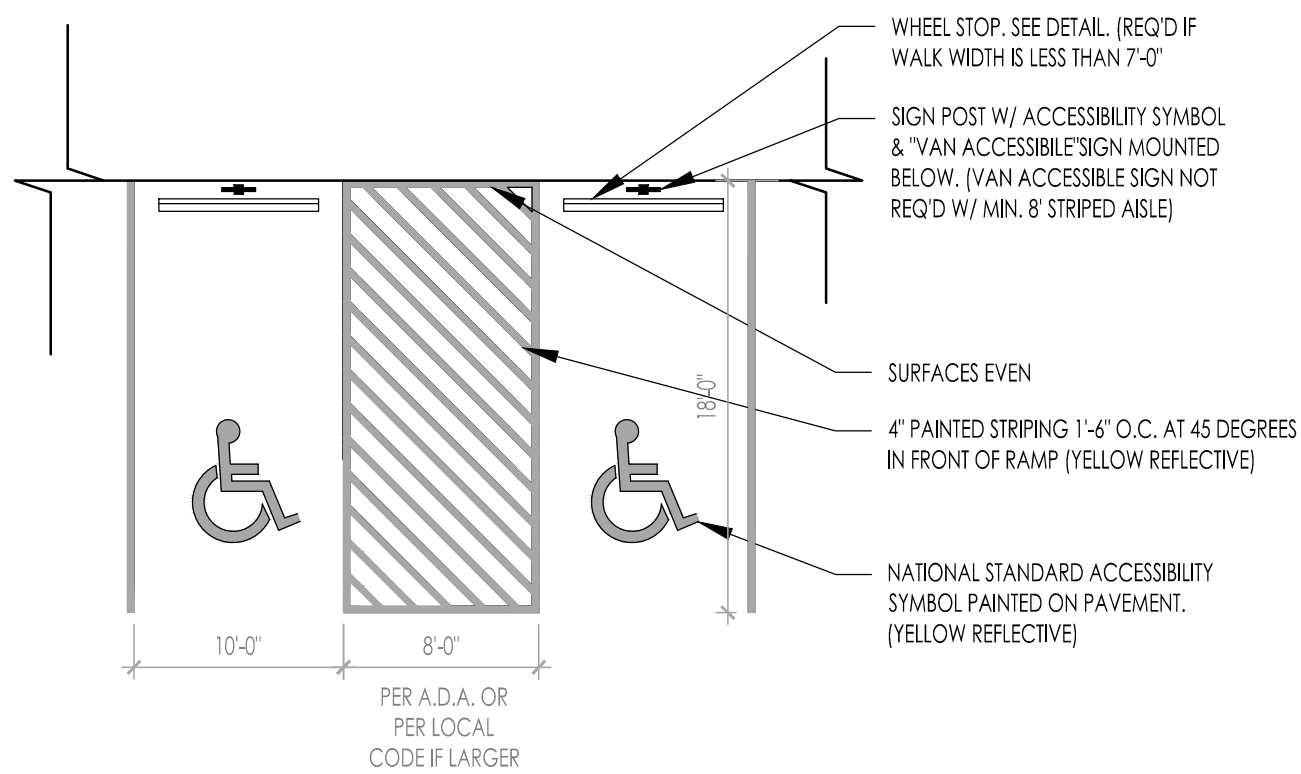
2 ORDER CONFIRMATION ELEVATIONS

SCALE: NO SCALE

3 TRUNCATED DOME DETAIL

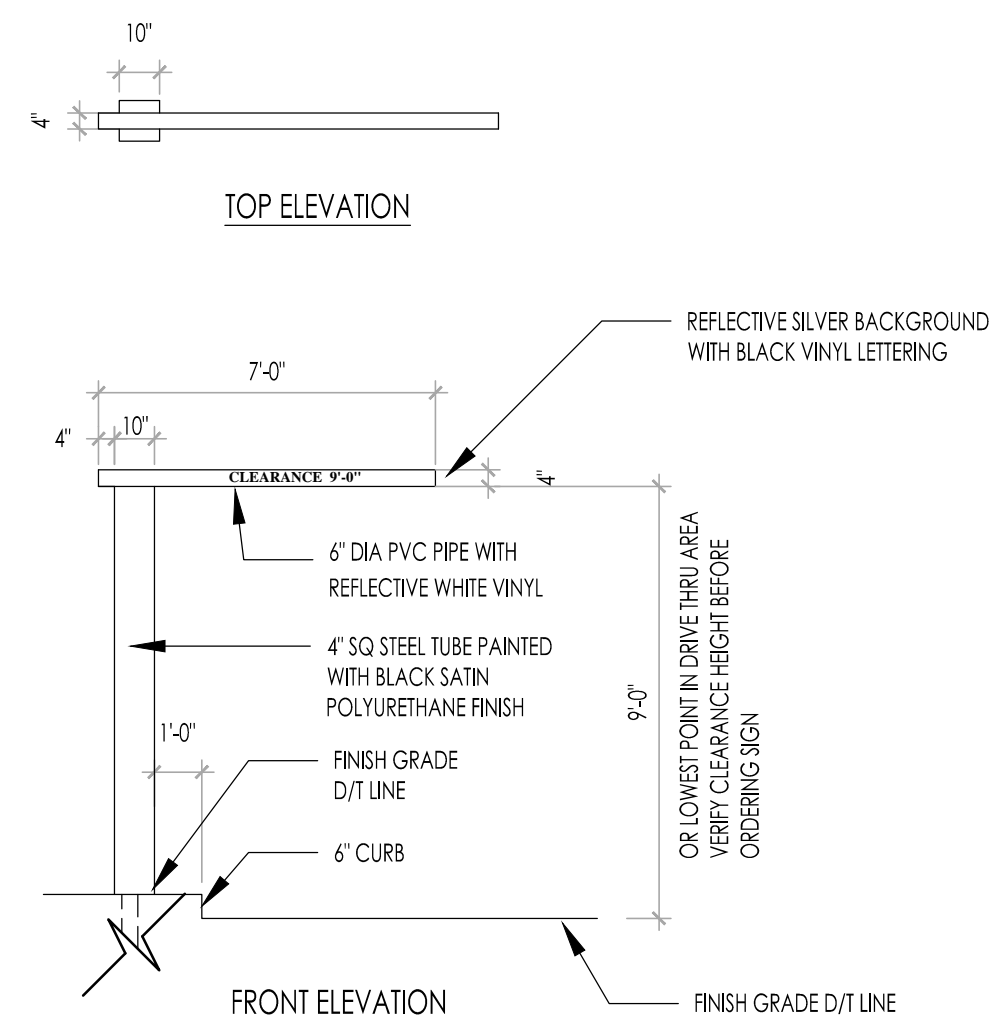
SCALE: NO SCALE

PAVEMENT MAX. SLOPE
2% IN ALL DIRECTIONS.



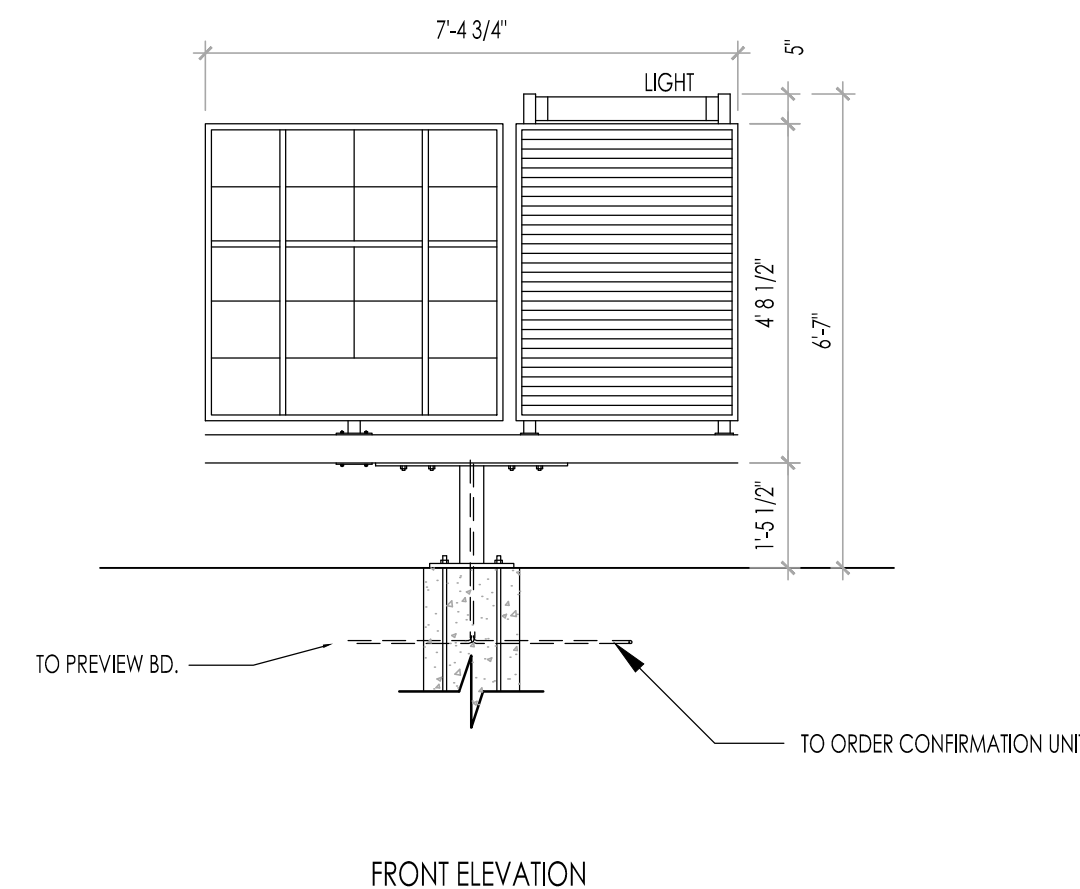
4 ACCESSIBLE PARKING DETAIL

SCALE: NO SCALE



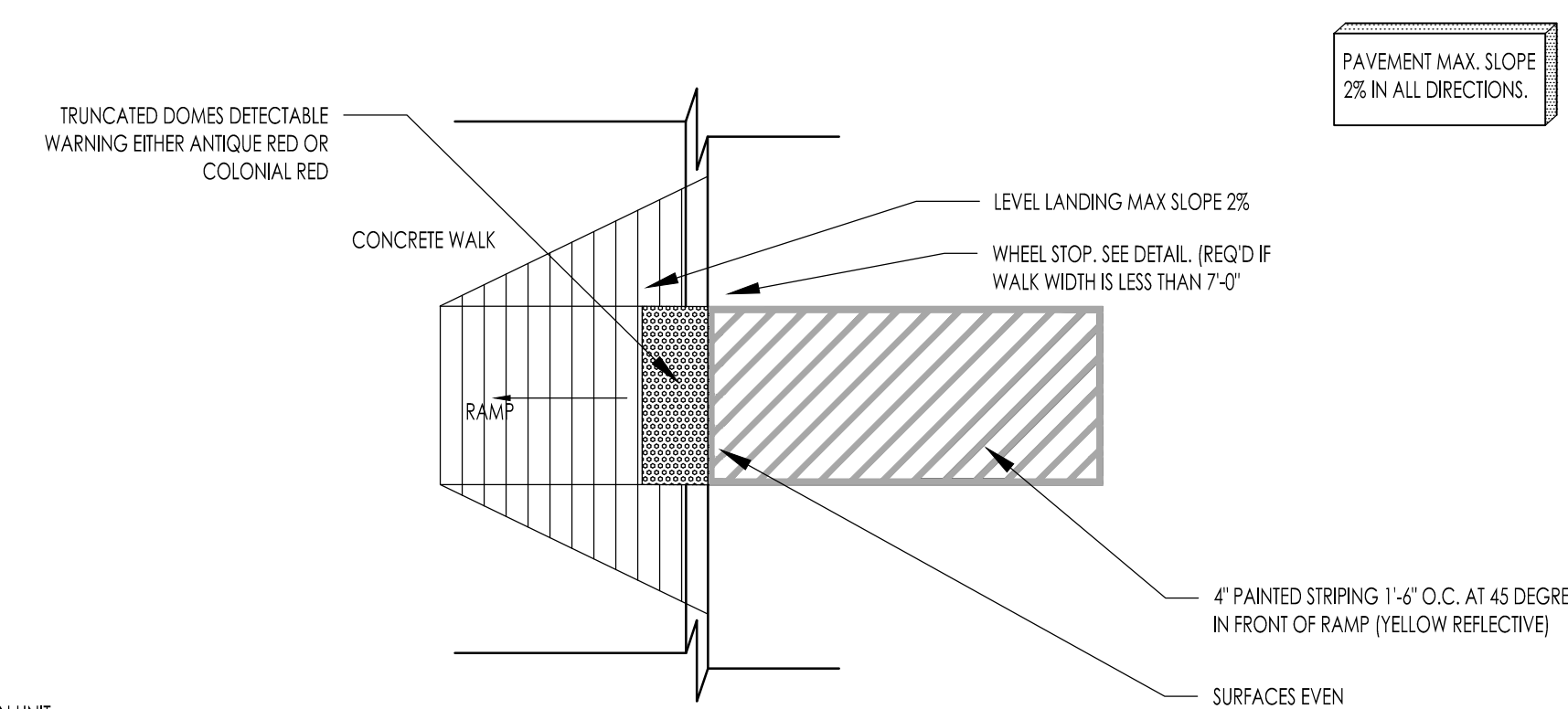
5 DRIVE-THRU CLEARANCE SIGN

SCALE: NO SCALE



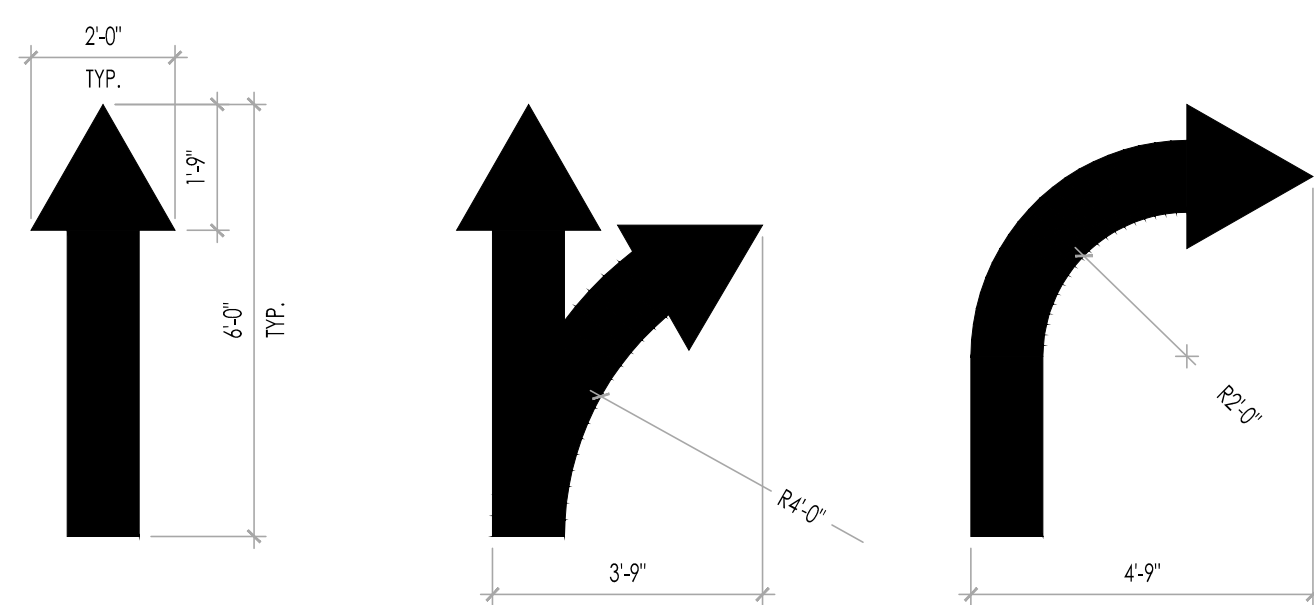
6 MENU BOARD ELEVATIONS

SCALE: NO SCALE



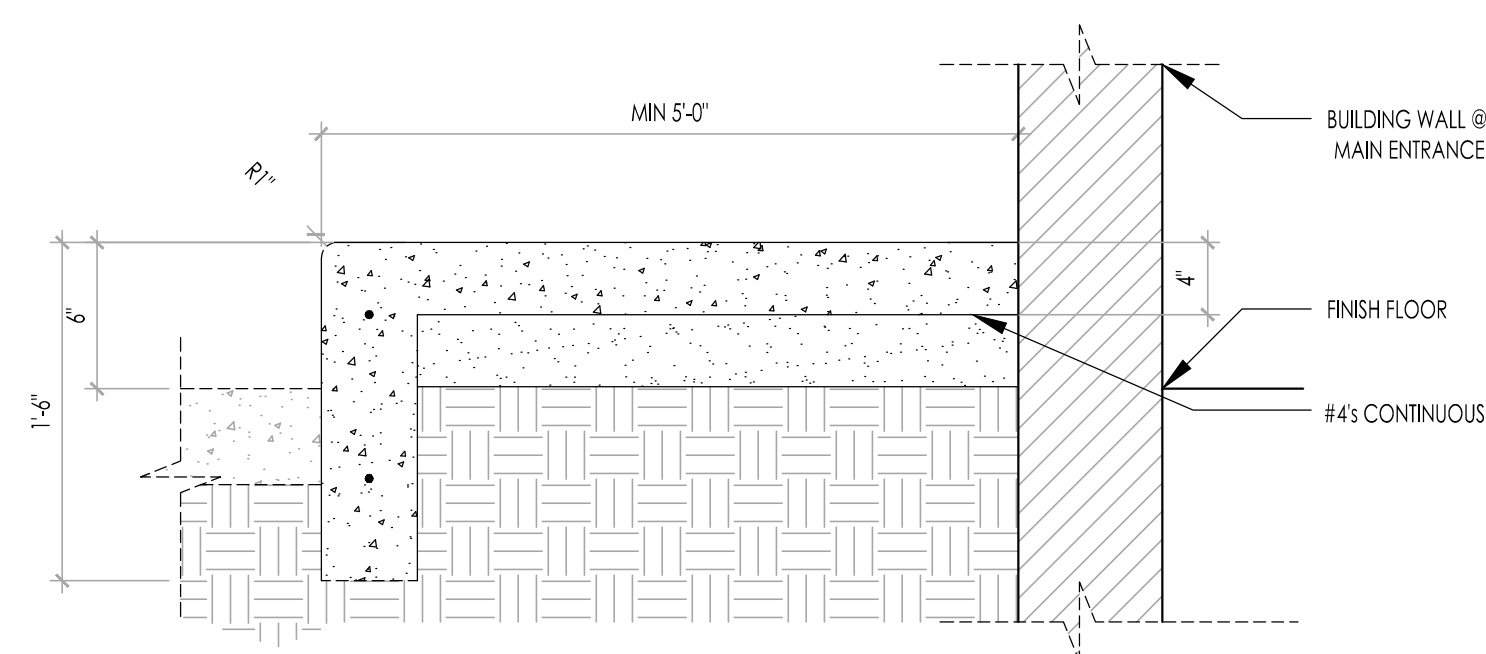
7 ACCESSIBLE PARKING/RAMP DETAIL

SCALE: NO SCALE



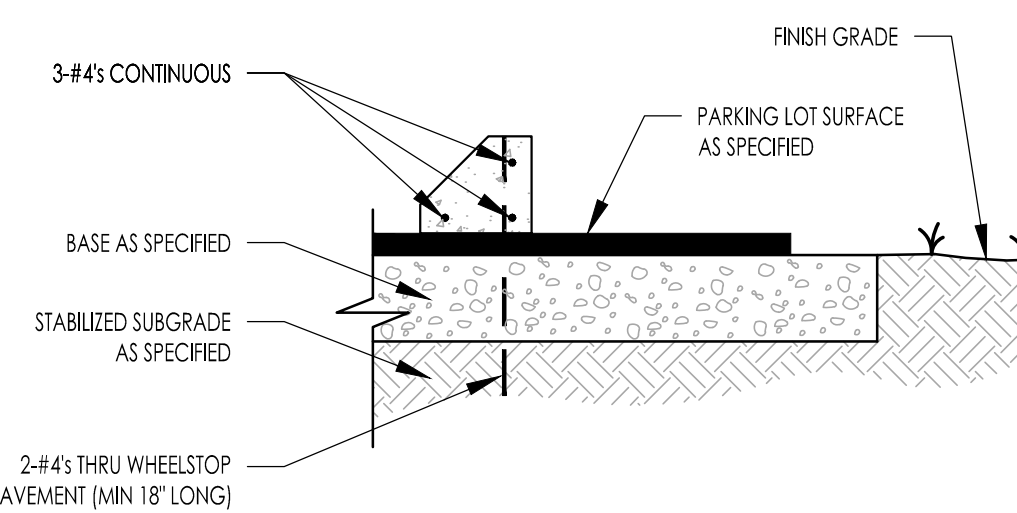
8 PAINTED ARROW DETAILS

SCALE: NO SCALE



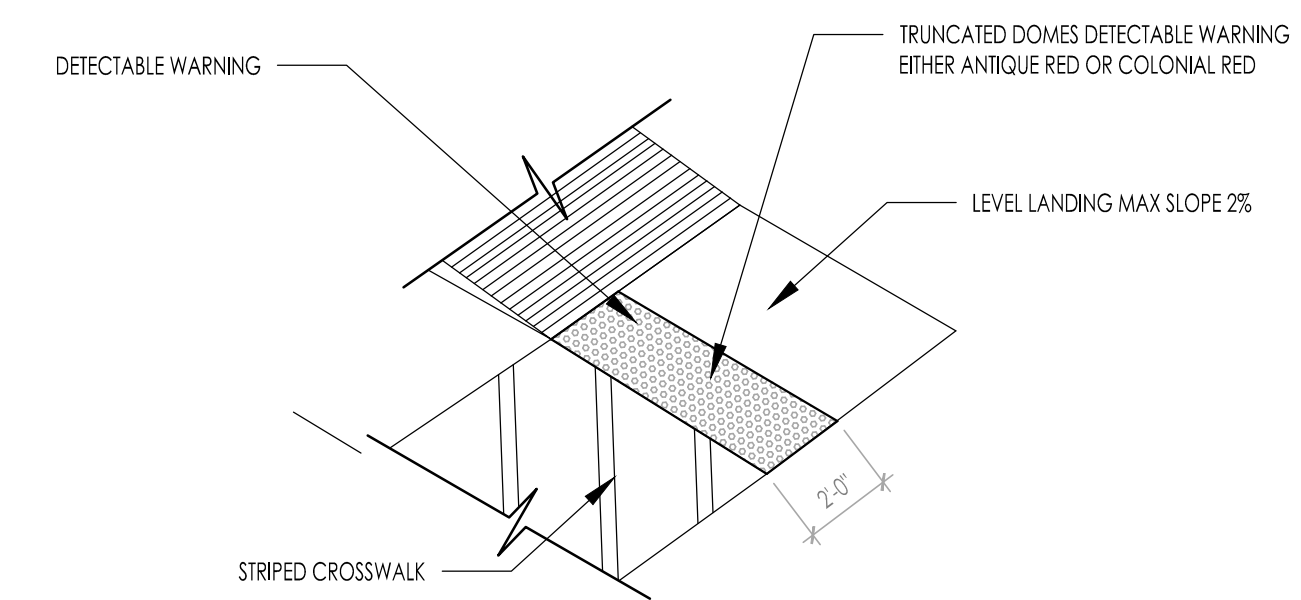
9 CURB DETAIL

SCALE: NO SCALE



10 PARKING BLOCK DETAIL

SCALE: NO SCALE




11 ACCESSIBLE RAMP DETAIL


SCALE: NO SCALE

PAVEMENT MAX. SLOPE
2% IN ALL DIRECTIONS.

Notes	By	Date	Submitted to City
	JW	6.8.16	CG
	CG	6.22.16	REVISION 1
No.			
1			
2			
Drawn By: PM			
Checked: SB			
Scale: AS NOTED			
Date: 04.01.16			



TECHNICAL CORP., INC.
37716 Hills Tech Drive
Farmington Hills, MI 48331
(248) 426-8000
FAX (248) 426-7004



PROJECT
BURGER KING #5743
3100 GRATIOT AVE.
MARYSVILLE, MI

SHEET TITLE
SITE DETAILS

DO NOT SCALE THIS PRINT. USE FIGURED DIMENSIONS ONLY.

JOB #
TG-16353

SHEET
C-3