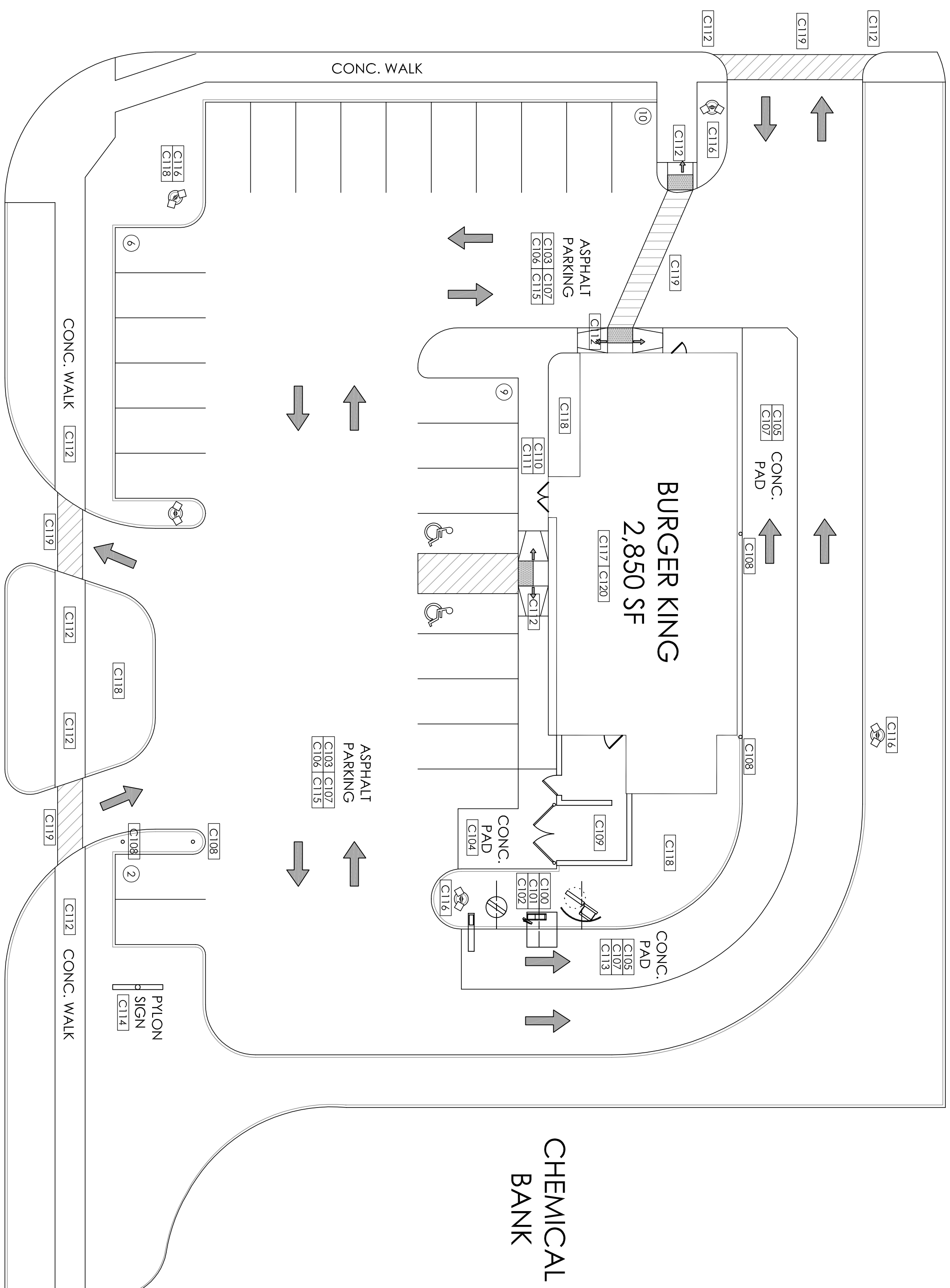


E. BROOMFIELD ST.

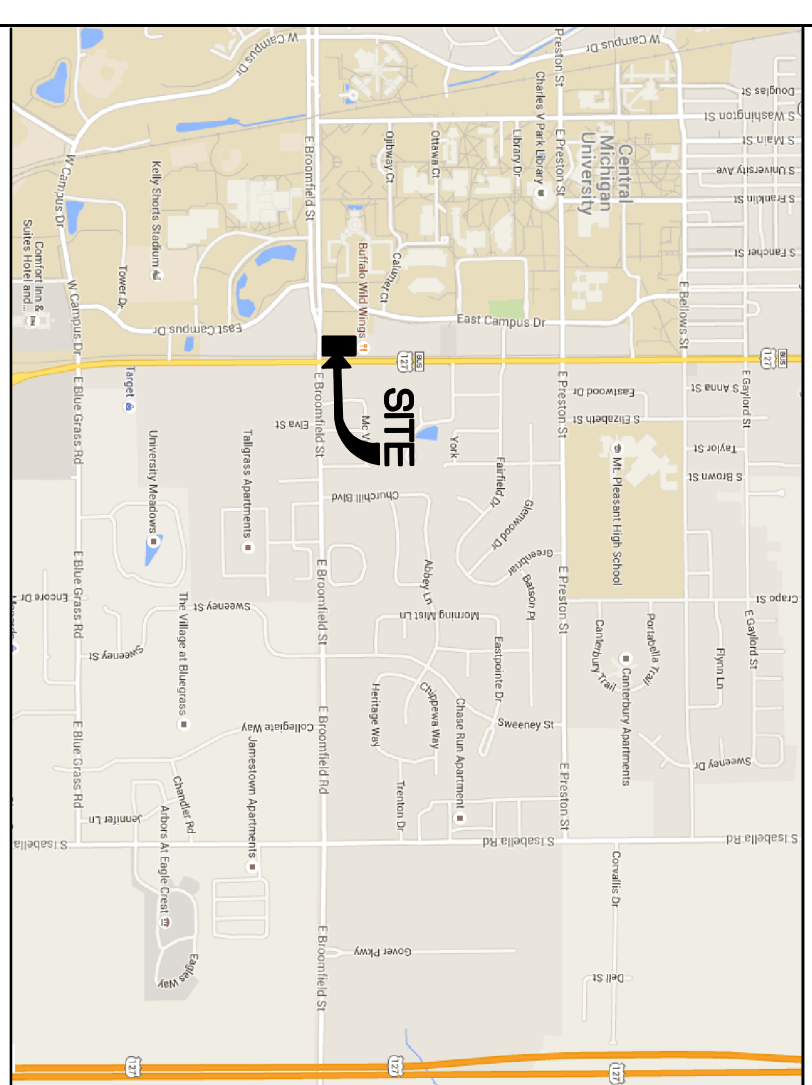


S. MISSION ST.

1 PROPOSED SITE PLAN
SCALE: 1/8" = 1'-0"



VICINITY MAP (N.T.S.)



SIGNAGE NOTES

- SIGN INSTALLER RESPONSIBILITIES:**
1. VERIFY ALL DRAWINGS ARE NECESSARY FOR SIGN PERMITS.
 2. APPLY FOR SIGN PERMITS AND OBTAIN ALL REQUIRED SIGN PERMITS.
 3. SET ANCHOR BOLTS OR BASE PLATES AS REQUIRED.
 4. COMPLETE SIGN INSTALLATION.
 5. REMOVE EXCESS DEBRIS. ROUGH GRADE AREA FOR LANDSCAPING.
- GENERAL CONTRACTOR:**
1. VERIFY ALL SIGN LOCATIONS AS REQUIRED.
 2. MAKE FINAL ELECTRICAL CONNECTIONS TO EACH SIGN.

SITE INFORMATION

OCCUPANCY TYPE: A-2, ASSEMBLY (UNSPRINKLED)
CONSTRUCTION TYPE: V-B, WOOD FRAME
TOTAL AREA OF BUILDING: 2,850 SQ FT

PROPOSED SCOPE OF WORK

- SITE DEMO:**
- [C100] INSTALL CLEARANCE SIGN 20/20.
 - [C101] INSTALL MENU BOARD DECORATIVE WALL AT DRIVE THRU PAINT MENU BOARD BLACK.
 - [C102] INSTALL CANOPY WITH INTERNAL OCU TO REFLECT NEW IMAGE. REUSE FOUNDATION IF POSSIBLE.
 - [C103] REPAIR CONCRETE CRACKS, DEPRESSIONS, CRUMBING SURFACES, & DAMAGED CURBS AND RE-SEAL. VERIFY LOCATIONS WITH BKC PROJECT MANAGER.
 - [C104] REPAIR DAMAGED CONCRETE PAD AND CLEAN STAINS AT TRASH ENCLOSURE.
 - [C105] REPAIR DAMAGED CONCRETE PAD AND CLEAN STAINS AT DRIVE-THRU LANE.
 - [C106] OVERLAY AND RESURFACE PARKING LOT AS PER LAYOUT.
 - [C107] REPAINT DRIVE THRU MARKINGS AND ARROWS PER LAYOUT.
 - [C108] INSTALL NEW BOLLARDS AT DRIVE-THRU. REPAIR ALL OTHER BOLLARDS AS NECESSARY AND PAINT YELLOW PER LAYOUT.
 - [C109] PAINT TRASH ENCLOSURE AND GATES. REFER TO SHEET A-2 FOR DETAILS.
 - [C110] INSTALL ENTRY SNAP FRAMES - 2 REQUIRED AT ENTRANCE DOORS.
 - [C111] INSTALL HOURS OF OPERATION SIGN - 2 REQUIRED.
 - [C112] INSTALL NEW TRASH RECEIPT, W/ CHUTE AT DRIVE-THRU.
 - [C113] INSTALL NEW TRASH RECEPT, W/ CHUTE AT DRIVE-THRU.
 - [C114] REPAINT PYLON SIGN POLE BLACK, AND CABINET SILVER AND INSTALL NEW FACES.
 - [C115] VERIFY CATCH BASINS & DRAINAGE STRUCTURES ARE IN GOOD CONDITION. REPAIR/REPLACE IF NEEDED.
 - [C116] PAINT LIGHT POLE BASES AND BASES BLACK AND RELAMP AS NEEDED.
 - [C117] INSTALL 20/20 GRAPHICAL ELEMENTS.
 - [C118] OWNER TO UPGRADE LANDSCAPING PER BKC RECOMMENDATIONS.
 - [C119] ADD STRIPING TO CROSSWALKS AT ENTRY DRIVES.
 - [C120] INSTALL NEW ROOFING SYSTEM.


No.	Date	By	Notes
1	6.28.16	DB	SUBMITTED FOR PERMIT

Checked by: TC
Scale: AS NOTED
Date: 04.05.16

ALL RIGHTS RESERVED. NO PART OF THESE DRAWINGS OR SPECIFICATIONS MAY BE COPIED, REPRODUCED OR USED IN CONNECTION WITH ANY WORK OTHER THAN THE SPECIFIC PROJECT FOR WHICH THEY HAVE BEEN PREPARED. WITHOUT PRIOR WRITTEN AUTHORIZATION FROM THE ARCHITECT.



TECHNICAL GROUP, INC.
37716 Hills Tech Drive
Farmington Hills, MI 48331
(248) 426-8000
FAX (248) 426-7004



PROJECT
BURGER KING #886
1912 S. MISSION RD
MT. PLEASANT, MI 48858

SHEET TITLE
PROPOSED SITE PLAN

JOB #
TG-16379

SHEET
C-2

DO NOT SCALE THE PRINT. USE PROVIDED DIMENSIONS ONLY.