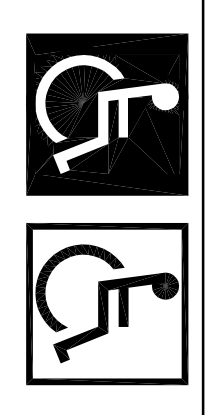


TOILET ROOM ELEVATION NOTES

- A GRAB BAR - 250 LB. MINIMUM 33" MIN. - 35" MAX. HEIGHT TO THE TOP OF THE GRIPPING SURFACE. ROBBICK WASHROOM EQUIPMENT, INC., PROVIDE THE REQUIRED QUANTITY AND LOCATION AND LISTED BY THE CODE. THE BAR SHALL BE 1 1/2" CLEARANCE FROM THE WALL.
- B WALL MOUNTED SOAP DISPENSER & HAND SANITIZER DISPENSER (48" MAXIMUM HEIGHT) SUPPLIED BY ECO/LAB AND INSTALLED BY G.C. THE HIGH FORWARD REACH SHALL BE 48" MAX. THE REACH DEPTH IS 20" MAX. WHEN THE REACH DEPTH EXCEEDS 20" THE REACH DEPTH SHALL BE 20" MAX. WHEN THE REACH DEPTH IS 20" OR LESS, THE REACH DEPTH SHALL BE 12" MAX. NOTE: SOAP AND HAND SANITIZER DISPENSERS TO BE PROVIDED AT EACH HITCHEN HANDSINK.
- C MIRROR (BOTTOM OF REFLECTIVE SURFACE AT 40" MAXIMUM HEIGHT) MODEL B-165-1836 (18326) STAINLESS STEEL CHANNEL FRAME MIRROR WITH THERM RESISTANT SCREWS BY BOBBICK WASHROOM EQUIPMENT, INC., OR APPROVED EQUIVALENT.
- D TOILET PAPER HOLDER - 9" TWIN JUMBO MODEL #82250 BY NORTH AMERICAN CORPORATION.
- E PAPER WASTE RECEPTACLE (REQUIRED) MODEL B-3344 AS MANUFACTURED BY BOBBICK WASHROOM EQUIPMENT, INC., OR APPROVED EQUIVALENT. (ROUGH OPENING 16"W. X 27 1/4"H. X 10" MIN.)
- F BOBBICK CONURA SERIES B-270 SANITARY NAPKIN DISPOSAL SURFACE MOUNTED.
- G SURFACE MOUNTED PAPER TOWEL DISPENSER - SAN JAVAR SUPPLIED BY PAPER TOWEL SUPPLIER AND INSTALLED BY G.C. MODEL #P1-190WS. OPTIONAL HANDS FREE PAPER DISPENSER (IN ADDITION TO PAPER TOWEL DISPENSER) ELECTRIC HAND DRYER VORTEX SEMI RECESSED DELUXE SERIES AUTOMATIC SENSOR HAND DRYER MODEL HD-435-2710. HAND DRYER TO BE INSTALLED AT A MAXIMUM HEIGHT OF 48" FROM FINISH FLOOR ELEVATION TO TOP OF SENSOR.
- H TOILET SEAT COVER DISPENSER - BY ROCHESTER MIDLAND CORP. PRODUCT CODE 25152801 (WHITE FLUSH).
 I COAT HOOK - BOBBICK MODEL B-4717 TO BE MOUNTED ON INSIDE OF EACH RESTROOM DOOR FOR SINGLE OCCUPANCY RESTROOMS AND EACH RESTROOM STALL DOOR FOR MULTIPLE OCCUPANCY RESTROOMS. MOUNT AT 38" - 40" MAX A.F.F. FOR ADA ACCESSIBLE LOCATIONS AND AT 48" MAX A.F.F. FOR NON-ADA ACCESSIBLE LOCATIONS. BABY CHANGING STATION - GOALA KAAR #48203-05 (HORIZONTAL) OR 4818101-01 (VERTICAL) WALL MOUNTED WITH MICROBAM GREY.

INT. SYMBOL OF ACCESSIBILITY



TAG KEY	FINISH TAGS	FIXTURE TAGS	SCOPE TAGS	KEY NOTES
(A)-(J)	(A)-(J)	(A)-(J)	(A)-(J)	(A)-(J)
SEE SHEET A-3	SEE SHEET A-3			

NOTE: THE INTERNATIONAL SYMBOL OF ACCESSIBILITY SHALL BE THE STANDARD USED TO IDENTIFY FACILITIES THAT ARE ACCESSIBLE TO AND USABLE BY PHYSICALLY DISABLED PERSONS.

1. THE INTERNATIONAL SYMBOL OF ACCESSIBILITY SHALL CONSIST OF A WHITE FIGURE ON A BLUE BACKGROUND. THE BLUE SHALL BE EQUAL TO COLOR NO. 10599 IN FEDERAL STANDARD 599B.

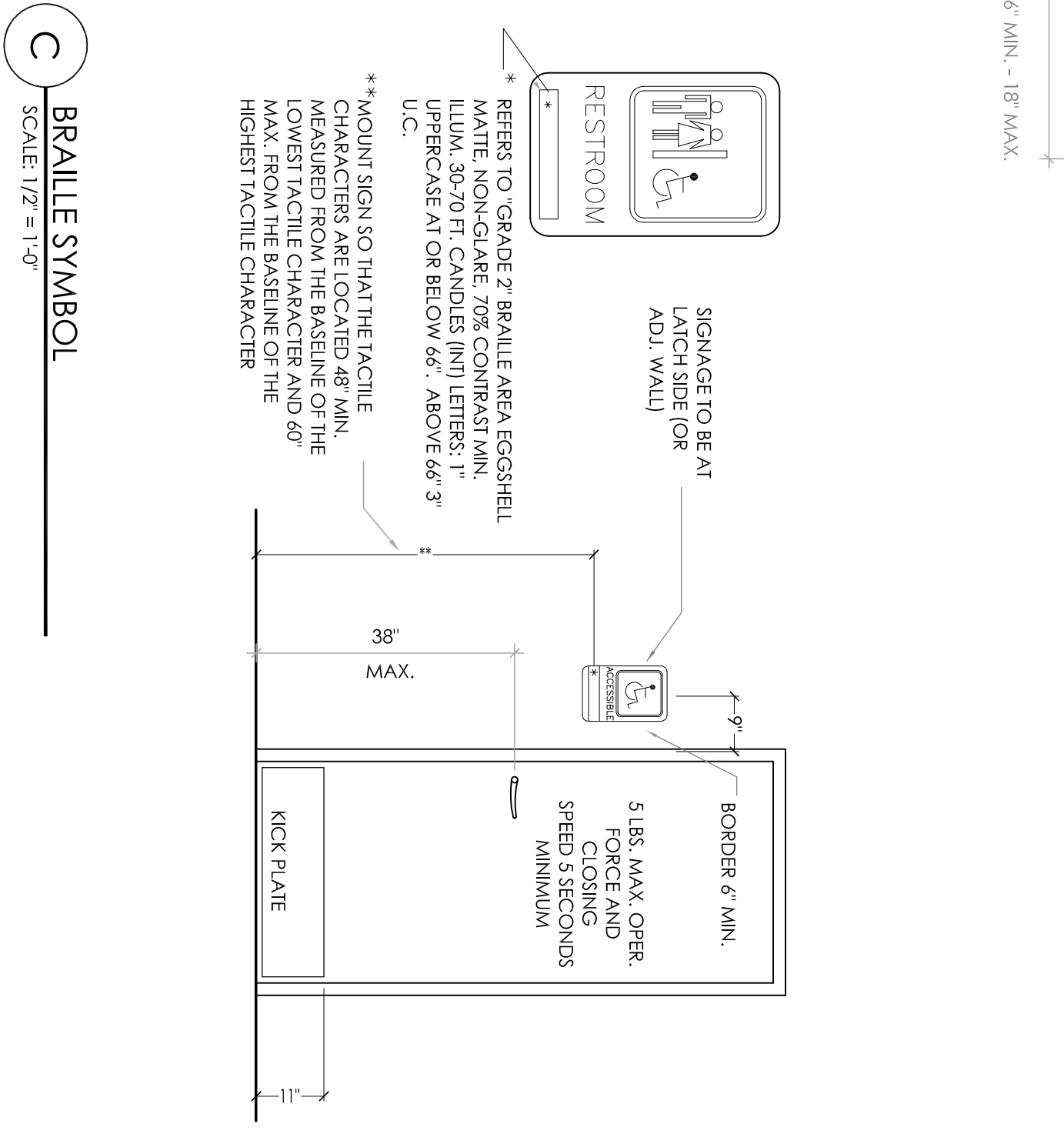
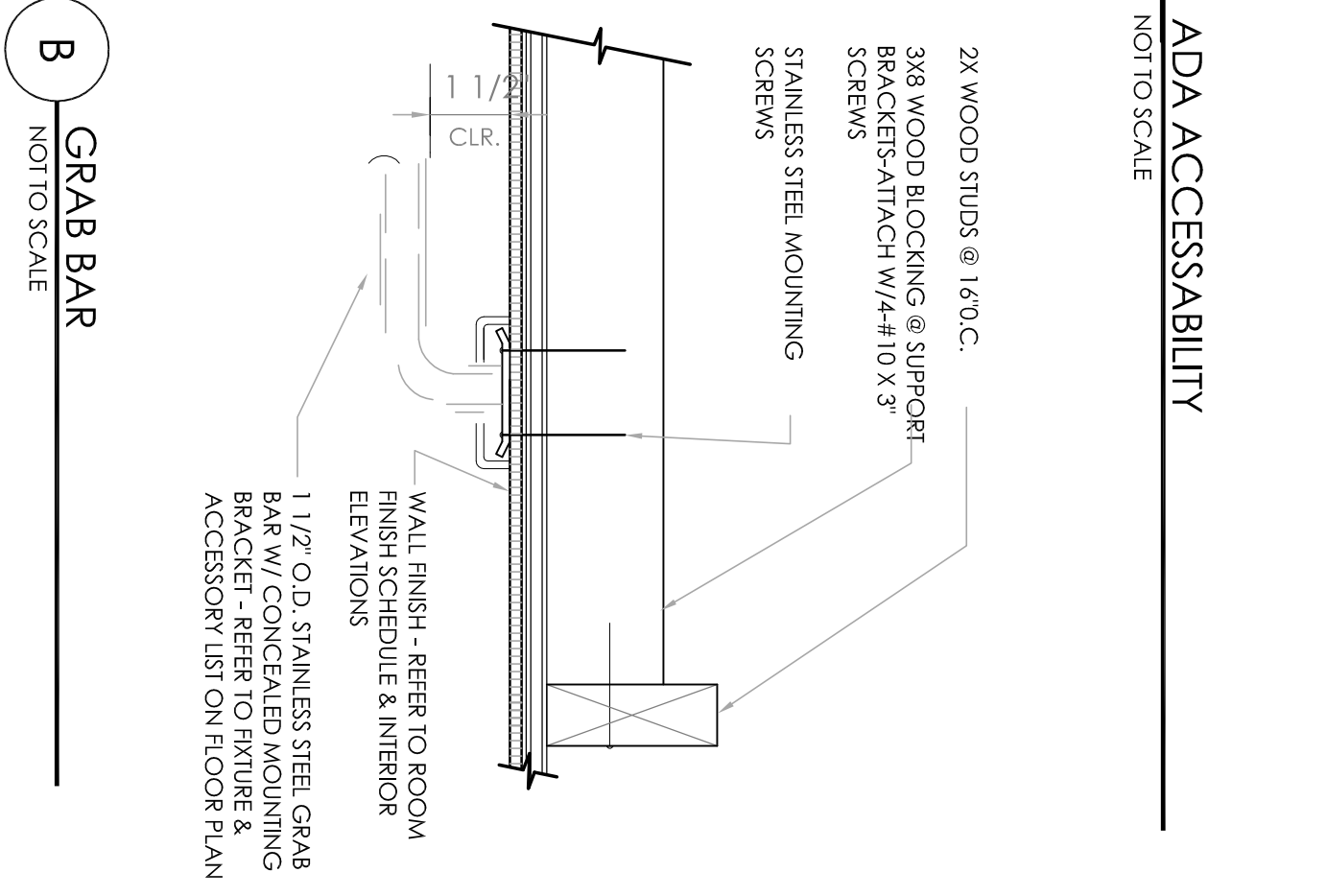
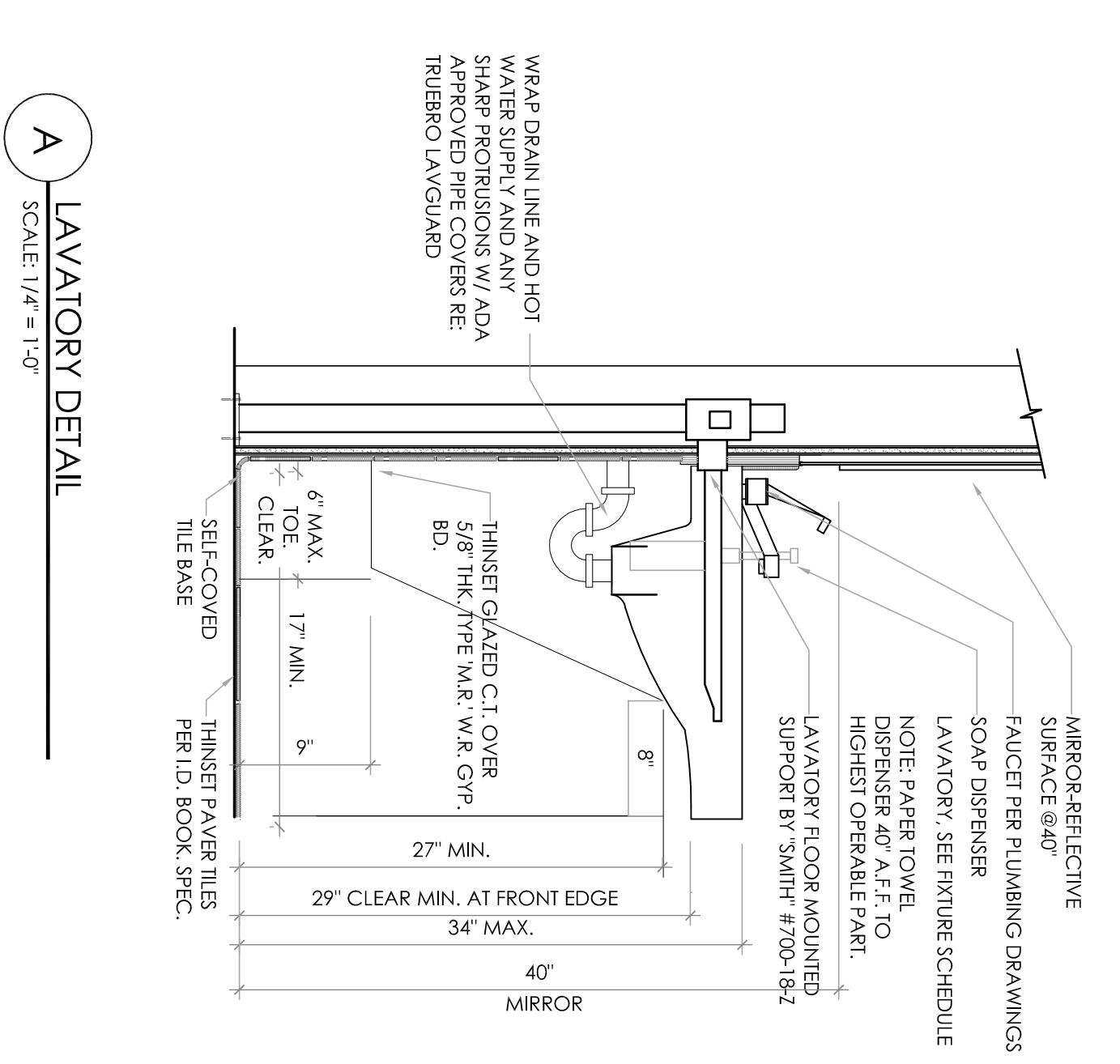
2. LETTERS AND NUMBERS ON SIGNS SHALL HAVE A WIDTH-TO-HEIGHT RATIO OF BETWEEN 3/5 AND 1/1 AND A MINIMUM WIDTH-TO-HEIGHT RATIO BETWEEN 1/5 AND 1/10.

3. CHARACTERS AND NUMBERS ON SIGNS SHALL BE SIZED ACCORDING TO THE VIEWING DISTANCE AND THE CHARACTER SIZE SHALL BE SIZED ACCORDING TO THE VIEWING DISTANCE. UPPER CASE X, LOWER CASE CHARACTERS ARE PERMITTED. FOR SIGNS SUSPENDED OR PROJECTED ABOVE THE FINISH FLOOR.

4. CHARACTERS AND SYMBOLS SHALL CONTRAST WITH THEIR BACKGROUND, EITHER LIGHT CHARACTERS ON A DARK BACKGROUND OR DARK CHARACTERS ON A LIGHT BACKGROUND.

GENERAL TOILET ROOM NOTES

1. MINIMUM ONE W/C PER RESTROOM MUST BE ACCESSIBLE IN COMPLIANCE W/IBC 1008.2.2 & ANSI 604.53 SHOWN.
2. LAVATOIRES SHALL BE MOUNTED WITH THE RIM OR COUNTER SURFACE NO HIGHER THAN 34" ABOVE THE FINISHED FLOOR AND WITH A CLEARANCE OF AT LEAST 29" FROM THE FLOOR TO THE BOTTOM OF THE APRON WITH KNEE CLEARANCE UNDER THE FRONT LIP EXTENDING A MINIMUM OF 30" IN WIDTH AND 8" MINIMUM DEPTH AT THE TOP. KNEE CLEARANCE SHALL BE THE SAME MINIMUM AS SHALL BE A MINIMUM OF 7" HIGH FROM THE FLOOR AND MINIMUM OF 17" DEEP. (IBC 1008.12 & ANSI 604)
3. HOT WATER AND DRAIN PIPES ACCESSIBLE UNDER LAVATOIRES SHALL BE INSULATED OR OTHERWISE COVERED. THERE SHALL BE NO SHARP OR ABRASIVE SURFACE UNDER LAVATOIRES (ANSI 605.6)
4. CONTROLS FOR WATER CLOSET FLUSH VALVES SHALL BE MOUNTED ON THE OPPOSITE OF TOILET AREAS. (ANSI 604.6)
5. WATER CLOSET AND URINAL FLUSH VALVE CONTROLS, AND FAUCET AND OPERATING MECHANISM CONTROLS, SHALL BE OPERABLE WITH ONE HAND, SHALL NOT REQUIRE TIGHT GRASPING, PINCHING, OR TWISTING OF THE WRIST, AND SHALL BE MOUNTED NO MORE THAN 48" ABOVE THE FLOOR. (ANSI 604.6)
6. THE FORCE REQUIRED TO ACTIVATE WATER CLOSET AND URINAL FLUSH VALVE CONTROLS, FAUCET AND OPERATING MECHANISM CONTROLS, SHALL BE NO GREATER THAN 5 LBS. (ANSI 309.4)
7. WHERE TOWEL, SANITARY NAPKINS, WASTE RECEPTACLES, AND OTHER SIMILAR DISPENSING DEVICES ARE PROVIDED, THE CONTROLS SHALL BE MOUNTED NO MORE THAN 48" ABOVE ALL OPERABLE PARTS, INCLUDING COIN SLOTS, WITHIN 40" FROM THE FINISH FLOOR. (ANSI 309.4)
8. REINSTALL COMPARTMENT FIXTURES (TISSUE DISP., SAN. NAPKIN DISP.) ACCESSIBLE TOILET PAPER DISPENSERS SHALL COMPLY WITH ANSI 309.4 AND SHALL BE 7" MINIMUM AND 7" MAXIMUM IN FRONT OF THE WATER CLOSET, THE OUTLET OF THE DISPENSER SHALL BE 15" MINIMUM AND 45" MAXIMUM ABOVE THE FLOOR OR GROUND. THERE SHALL BE A CLEARANCE OF 1" MINIMUM ABOVE THE FLOOR FOR THE GRAB BAR DISPENSER SHIELD ON ONE SIDE OF A TYPE III CONTROL DELIVERY, OR 19" DO NOT ALLOW CONTROL TO BE 19" FROM FLOOR. (ANSI 604.7)
9. GRAB BARS AT THE SIDE SHALL BE AT LEAST 42" LONG POSITIONED NO MORE THAN 12" FROM THE REAR WALL. GRAB BARS AT THE BACK SHALL BE NOT LESS THAN 30" LONG. VERTICAL GRAB BARS TO BE 18" IN LENGTH AND 3/4" APART AND POSITIONED 39"-41" FROM REAR WALL. (IBC 1007.7 & ANSI 604.8.1)
10. THE DIAMETER OR WIDTH OF THE GRIPPING SURFACE OF A GRAB BAR SHALL BE 1 1/2" TO 1 3/4" OR THE SHAPE SHALL PROVIDE AN EQUIVALENT GRIPPING SURFACE. IF GRAB BARS ARE MOUNTED ADJACENT TO A WALL, THE SPACE BETWEEN THE WALL AND THE GRAB BARS SHALL BE 1 1/2". (ANSI 609.2)
11. THE GRAB BAR AND ANY WALL OR OTHER SURFACE ADJACENT TO IT SHALL BE FREE OF ANY SHARP OR ABRASIVE EDGED SURFACES AT TOILET FIXTURES, LAVATOIRES, GRAB BARS, AND TOILET PARTITION ANCHORAGE AREAS PER MANUFACTURERS REQUIRED STANDARDS. (TYPICAL NO EXCEPTIONS)
12. CONTRACTIONS SHALL PROVIDE ANCHORAGE PLATES AT TOILET FIXTURES, LAVATOIRES, GRAB BARS, AND TOILET PARTITION ANCHORAGE AREAS PER MANUFACTURERS REQUIRED STANDARDS. (TYPICAL NO EXCEPTIONS)



ADA ACCESSIBILITY
NOT TO SCALE

2X WOOD STUDS @ 16" O.C.
3X8 WOOD BLOCKING @ SUPPORT BRACKET ATTACH W/4#10X3 STAINLESS STEEL MOUNTING SCREWS

1 1/2" O.D. STAINLESS STEEL GRAB BAR (40" MAX. LENGTH) BRACKET - REFER TO FINISH & ACCESSORY LIST ON FLOOR PLAN

WALL FINISH - REFER TO ROOM ELEVATIONS

TOILET ROOM ELEVATION NOTES

A GRAB BAR - 250 LB. MINIMUM 33" MIN. - 35" MAX. HEIGHT TO THE TOP OF THE GRIPPING SURFACE. ROBBICK WASHROOM EQUIPMENT, INC., PROVIDE THE REQUIRED QUANTITY AND LOCATION AND LISTED BY THE CODE. THE BAR SHALL BE 1 1/2" CLEARANCE FROM THE WALL.

B WALL MOUNTED SOAP DISPENSER & HAND SANITIZER DISPENSER (48" MAXIMUM HEIGHT) SUPPLIED BY ECO/LAB AND INSTALLED BY G.C. THE HIGH FORWARD REACH SHALL BE 48" MAX. THE REACH DEPTH IS 20" MAX. WHEN THE REACH DEPTH EXCEEDS 20" THE REACH DEPTH SHALL BE 20" MAX. WHEN THE REACH DEPTH IS 20" OR LESS, THE REACH DEPTH SHALL BE 12" MAX. NOTE: SOAP AND HAND SANITIZER DISPENSERS TO BE PROVIDED AT EACH HITCHEN HANDSINK.

C MIRROR (BOTTOM OF REFLECTIVE SURFACE AT 40" MAXIMUM HEIGHT) MODEL B-165-1836 (18326) STAINLESS STEEL CHANNEL FRAME MIRROR WITH THERM RESISTANT SCREWS BY BOBBICK WASHROOM EQUIPMENT, INC., OR APPROVED EQUIVALENT.

D TOILET PAPER HOLDER - 9" TWIN JUMBO MODEL #82250 BY NORTH AMERICAN CORPORATION.

E PAPER WASTE RECEPTACLE (REQUIRED) MODEL B-3344 AS MANUFACTURED BY BOBBICK WASHROOM EQUIPMENT, INC., OR APPROVED EQUIVALENT. (ROUGH OPENING 16"W. X 27 1/4"H. X 10" MIN.)

F BOBBICK CONURA SERIES B-270 SANITARY NAPKIN DISPOSAL SURFACE MOUNTED.

G SURFACE MOUNTED PAPER TOWEL DISPENSER - SAN JAVAR SUPPLIED BY PAPER TOWEL SUPPLIER AND INSTALLED BY G.C. MODEL #P1-190WS. OPTIONAL HANDS FREE PAPER DISPENSER (IN ADDITION TO PAPER TOWEL DISPENSER) ELECTRIC HAND DRYER VORTEX SEMI RECESSED DELUXE SERIES AUTOMATIC SENSOR HAND DRYER MODEL HD-435-2710. HAND DRYER TO BE INSTALLED AT A MAXIMUM HEIGHT OF 48" FROM FINISH FLOOR ELEVATION TO TOP OF SENSOR.

H TOILET SEAT COVER DISPENSER - BY ROCHESTER MIDLAND CORP. PRODUCT CODE 25152801 (WHITE FLUSH).
 I COAT HOOK - BOBBICK MODEL B-4717 TO BE MOUNTED ON INSIDE OF EACH RESTROOM DOOR FOR SINGLE OCCUPANCY RESTROOMS AND EACH RESTROOM STALL DOOR FOR MULTIPLE OCCUPANCY RESTROOMS. MOUNT AT 38" - 40" MAX A.F.F. FOR ADA ACCESSIBLE LOCATIONS AND AT 48" MAX A.F.F. FOR NON-ADA ACCESSIBLE LOCATIONS. BABY CHANGING STATION - GOALA KAAR #48203-05 (HORIZONTAL) OR 4818101-01 (VERTICAL) WALL MOUNTED WITH MICROBAM GREY.

ALL RIGHTS RESERVED. NO PART OF THESE DRAWINGS OR SPECIFICATIONS MAY BE COPIED, REPRODUCED OR USED IN CONNECTION WITH ANY WORK OTHER THAN THE SPECIFIC PROJECT FOR WHICH THEY HAVE BEEN PREPARED. WITHOUT PRIOR WRITTEN AUTHORIZATION FROM THE ARCHITECT.

No.	Date	By	Notes
1	6.28.16	DB	SUBMITTED FOR PERMIT

Checked by: [Signature]
 Scale: AS NOTED
 Date: 04.05.16

BURGER KING CORPORATION

TECHNICAL GROUP, INC.
 37716 Hills Tech Drive
 Farmington Hills, MI 48331
 (248) 426-8000
 FAX (248) 426-7004

JOB # **TC-16379**
 SHEET **A-4**

PROJECT
 BURGER KING #886
 1912 S MISSION RD
 MT. PLEASANT, MI 48858

SHEET TITLE
 PROPOSED RESTROOM ELEVATIONS & DETAILS

DO NOT SCALE THE PRINT, USE FACED DIMENSIONS ONLY.