



BURGER KING

BKC # 886

1912 S MISSION RD.

MT. PLEASANT, MI 48858

ADAAG/ANSI REQUIREMENTS

- PICTURE MENUS**
1. SIGNAGE MUST BE PROVIDED AT THE DRIVE UP MENU/DROPS INTERCOM INDICATING PICTURE MENUS AVAILABLE UPON REQUEST AT THE PICK-UP WINDOW.
 2. PROVIDE PICTURE MENUS AT THE WINDOW AND ORDER COUNTER.
- EXTERIOR ACCESSIBLE ROUTE**
1. ACCESSIBLE ROUTE REQUIRED TO BE FREE OF ABRUPT CHANGES IN ELEVATION GREATER THAN 1/4" IN HEIGHT. ADAAG 206.2.1, 206.2.2, 403.4, 303, ANSI 302.1
 2. ACCESSIBLE ROUTES ARE REQUIRED TO BE FREE OF CURBS GREATER THAN 1/2" WIDE. ADAAG 206.2.1, 206.2.2, 403.2, 302.3, ANSI 303.2
 3. ALL PEDESTRIAN PATHS ARE REQUIRED TO BE FREE OF OBJECTS PROTRUDING MORE THAN 4" (12" IF POST MOUNTED) SUCH AS SIGNS/GEI HORIZONTALLY. BEHIND MINIMUM 80" HEAD CLEARANCE REQUIRED ALONG ALL PEDESTRIAN PATHS. ADAAG 307.4, ANSI 307.4
 5. ALL ACCESSIBLE PATHS TO BE AN AVERAGE SLOPE OF 2% OR LESS IN ANY DIRECTION.
- ACCESSIBLE CURB RAMPS**
1. ACCESSIBLE BETWEEN THE ROAD AND EVERY CURB RAMP IS REQUIRED. ADAAG 406.2, ANSI 405.2.2
 2. DETECTABLE WARNINGS ON CURB RAMPS MUST CONTRAST VISUALLY WITH THE ADJACENT SURFACES. ADAAG 705.1, ANSI 404.14
- ENTRY DOORS**
1. IF DOOR IS REQUIRED TO HAVE ISA DECAL. ADAAG 216.6, 703.5, ANSI 703.2.9
 2. ALL OPENING HARDWARE IS TO BE OPERATED WITH A CLOSED FIST. ADAAG 404.2.7, ANSI 404.2.6
 3. DOOR CLOSING SPEED IS TO BE 5 SECONDS OR MORE FROM 90 DEGREES TO 12 DEGREES FROM THE LATCH FOR ALL LEAVES OF THIS DOORWAY. ADAAG 404.2.8.1
 4. THE 1/2" HEIGHT HEIGHT MAY NOT EXCEED 1/2" MAXIMUM. ADAAG 404.2.5
 5. ENTRY THRESHOLDS MUST NOT HAVE ABRUPT PORTIONS THAT ARE 1/4" HIGH MAXIMUM. ADAAG 404.2.5, ANSI 404.2.4
 6. THE ENTRY THRESHOLD MUST HAVE A 12" MAXIMUM BEVEL FOR ANY PORTION THAT IS MORE THAN 1/4" HIGH. ADAAG 404.2.5, ANSI 303.3
 7. THE BEVEL SHALL BE SLOPED GREATER THAN 1/2" INCH PER FOOT OF THE DOOR SLOPE 2% OR LESS IN ALL DIRECTIONS. ADAAG 404.2.4, ANSI 404.2.3.5
- SERVICE COUNTER**
1. THE HEIGHT OF THE ACCESSIBLE ORDER COUNTER SHALL NOT EXCEED 34" MAXIMUM. ADAAG 902.3, (PREFERRED 33 1/2"), ANSI 904.4.2
 2. THE WIDTH OF THE ACCESSIBLE ORDER COUNTER SHALL NOT BE LESS THAN 36" MINIMUM. ADAAG 902.3, ANSI 904.4.2
 3. THE HEIGHT OF THE ACCESSIBLE PICK-UP COUNTER SHALL NOT EXCEED 34" MAXIMUM. ADAAG 902.3, ANSI 904.4.2
 4. THE WIDTH OF THE ACCESSIBLE PICK-UP COUNTER SHALL NOT BE LESS THAN 36" MINIMUM. ADAAG 902.3, ANSI 904.3
 5. THE CREDIT CARD READER SHALL BE IN REACH OR ON A CONTROL LONG ENOUGH TO BE REACHED BY A CUSTOMER WHO USES A WHEELCHAIR. ADAAG 308
 6. THE SIGNATURE PAD WRITING SURFACE IS REQUIRED TO BE 34" AFF MAXIMUM OR ON A CONTROL LONG ENOUGH TO REACH THE LAP OF A CUSTOMER WHOSE USES A WHEELCHAIR. ADAAG 902.4, ANSI 902.3
- SEAT SERVICE CONTAINERS AND DRINKS COUNTER**
1. SEATING TO HAVE AT LEAST ONE LINE OF SEAT CONTAINER, URINALS, OR CONTAINER LOCATED WITHIN 48" MAXIMUM AFF OR 46" MAXIMUM AFF FOR DEPTHS FROM 10" TO 24". ADAAG 308
 2. IF IT IS REQUIRED TO HAVE AT LEAST ONE OF EACH TYPE OF DRINK DISPENSER LOCATED WITHIN 48" MAXIMUM AFF OR 46" MAXIMUM AFF FOR DEPTHS FROM 10" TO 24". ADAAG 308
 3. THE TOP OF EACH SEAT SERVICE COUNTER OR TRAY SLIDE IS NOT TO EXCEED 34" MAXIMUM AFF. ADAAG 902.3, (PREFERRED 33 1/2"), ANSI 904.5.2
 4. THE CONTROL OF EVERY DISPENSER IS REQUIRED TO BE OPERABLE WITH A CLOSED FIST OR FLAT HAND. ADAAG 309.4, ANSI 309.4
- INTERIOR ACCESSIBLE SEATING AND TABLES**
1. IT IS REQUIRED TO HAVE AT LEAST ONE INTERIOR ACCESSIBLE ROUTE SERVING EVERY ACCESSIBLE SEATING LOCATION. ADAAG 403, ANSI 403
 2. THE HEIGHT OF THE TABLE TOP IS REQUIRED TO BE BETWEEN 28" AND 34" MAXIMUM AT EVERY ACCESSIBLE SEATING POSITION. ADAAG 902.3, ANSI 902.3
 3. KNEE CLEARANCE OF 27" HIGH BY 30" WIDE BY 17" DEPT IS TO BE PROVIDED AT EVERY ACCESSIBLE SEATING POSITION. ADAAG 902.2, ANSI 902.2

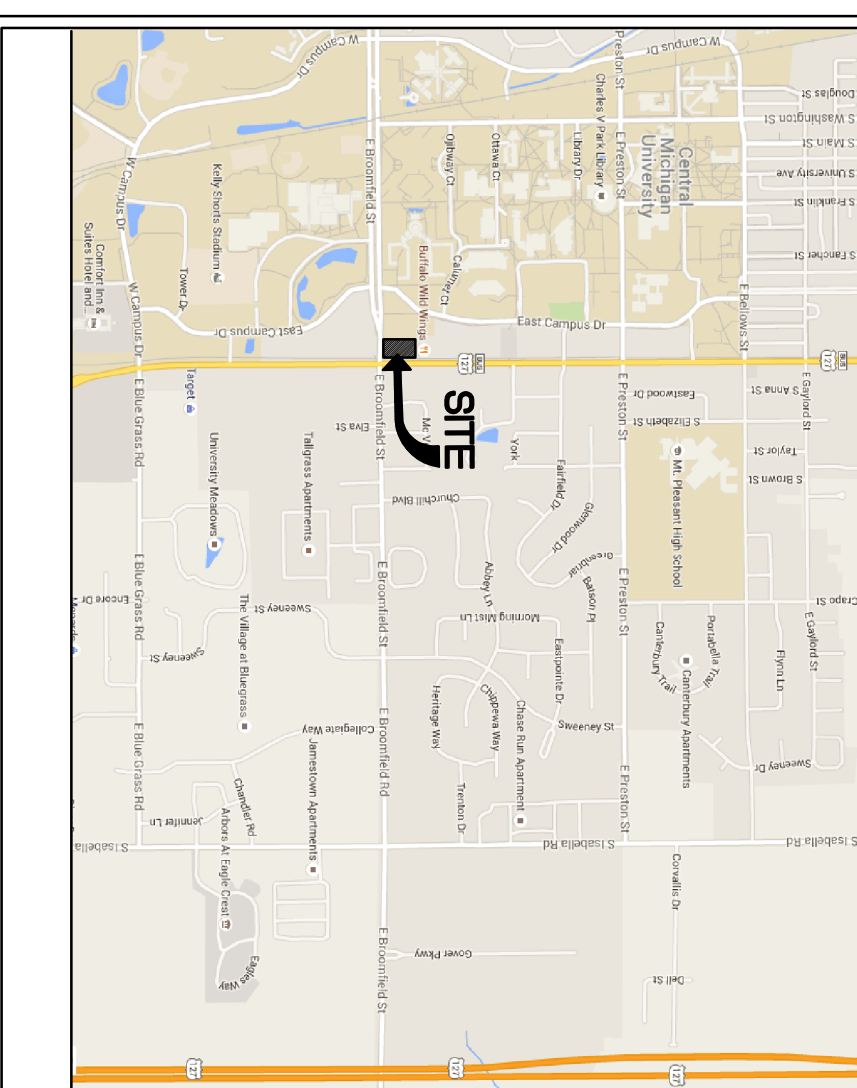
ADAAG/ANSI REQUIREMENTS

- INTERIOR ACCESSIBLE ROUTES AND ELEMENTS**
1. ALL ACCESSIBLE ROUTES ARE REQUIRED TO BE STABLE, FIRM AND SLIP RESISTANT. ADAAG 206.2.4, 302.1, ANSI 302.1
 2. ACCESSIBLE ROUTES ARE REQUIRED TO BE FREE OF ABRUPT CHANGES IN ELEVATION GREATER THAN 1/4" IN HEIGHT. ADAAG 206.2.4, 403.4, 303, ANSI 303.2
 3. ACCESSIBLE ROUTES ARE REQUIRED TO BE FREE OF CURBS GREATER THAN 1/2" WIDE. ADAAG 206.2.4, 403.2, 302.3, ANSI 302.3
 4. ACCESSIBLE ROUTES ARE TO HAVE RUNNING SLOPES 5% OR LESS. ADAAG 206.2.4, 403.3, ANSI 403.2
 5. ACCESSIBLE ROUTES ARE TO HAVE CROSS SLOPES 2% OR LESS. ADAAG 206.2.4, 403.3, ANSI 403.3
- PROTRUDING OBJECTS**
1. ALL PEDESTRIAN PATHS ARE TO BE FREE OF OBJECTS PROTRUDING MORE THAN 4" (12" IF POST MOUNTED) SUCH AS SIGNS/GEI HORIZONTALLY. BETWEEN 27" AND 80" HIGH. ADAAG 307.2, ANSI 307.3
 2. THE MINIMUM HEAD CLEARANCE ALONG ALL PEDESTRIAN PATHS. ADAAG 307.4, ANSI 307.4
- RESTROOMS**
1. A SIGN MUST BE LOCATED OUT OF THE SWING OF ANY DOOR AT THE LATCH SIDE OF THE RESTROOM DOOR. ADAAG 703.4.2, ANSI 703.3.11
 2. THE RESTROOM SIGN MUST HAVE TACTILE CHARACTERS THAT ARE RAISED AT LEAST 1/8" ABOVE THE SURFACE. ADAAG 703.5.1, ANSI 703.5.3
 3. THE RESTROOM SIGN MUST HAVE TACTILE CHARACTERS WITH HEIGHT BETWEEN 3/8" AND 7/8" ADAAG 703.2.5, ANSI 703.2.4, TABLE 703.2.4
 4. THE RESTROOM SIGN WILL HAVE THE LOWEST TACTILE CHARACTER 48" MIN. AND THE BASELINE OF THE HIGHEST TACTILE CHARACTER 80" MAX. ADAAG 703.4.1, ANSI 703.3.10
 5. THE RESTROOM SIGN MUST BE NON-GLARE AND THE CHARACTERS 1/32" CONTRAST WITH THE BACKGROUND. ADAAG 703.5.1, ANSI 703.5.3
 7. THE FLOOR SURFACES IN THE RESTROOM CANNOT BE SLOPED GREATER THAN 2% IN ALL DIRECTIONS WITH NO ABRUPT CHANGES IN LEVEL GREATER THAN 1/2" HIGH AND NO CURBS GREATER THAN 1/2" WIDE. ADAAG 206.2.4, 302.3, 303, 403.2, 403.3, 403.4, ANSI 302.2, 303.3, 403.3, 403.3
 8. HAND OPENING 48" MIN. ADAAG 404.2.4, ANSI 404.2.4
 9. OPENING FORCE FOR ALL ACCESSIBLE INTERIOR AND EXTERIOR DOORS WILL NOT EXCEED 5 LBS. ADAAG 404.2.9, ANSI 404.2.8
 10. DOOR CLOSING SPEED WILL BE 5 SECONDS OR MORE FROM 90 DEGREES TO 12 DEGREES FROM THE LATCH FOR ALL LEAVES OF THIS DOORWAY. ADAAG 404.2.8.1, ANSI 404.2.7.1
 11. THE DOOR OR HAVE ABRUPT PORTIONS THAT ARE 1/2" HIGH MAX. THE THRESHOLD MAY HAVE A 12" MAX BEVEL FOR ANY PORTION THAT IS GREATER THAN 1/2" HIGH. ADAAG 404.2.5, ANSI 404.2.4
 12. THE REQUIRED MAINTENANCE SPACES ON EACH SIDE OF THE DOOR MAY BE SLOPED 2% OR LESS IN ALL DIRECTIONS. ADAAG 404.2.4, ANSI 303.2
 13. ALL ACCESSIBLE ENTRY PRES MUST BE SLOPED OR OTHERWISE
 14. THE FACILEIT HARDWARE AT THE ACCESSIBLE LAVATORY MUST BE AUTOMATIC OR OPERABLE WITH A CLOSED FIST OR FLAT HAND. ADAAG 213.3.4, 606.4, ANSI 606.4
 15. THE DIAPER CHANGING STATION MUST BE ON AN ACCESSIBLE ROUTE WITH AN ACCESSIBLE CLEAR FLOOR SPACE. ADAAG 305, 902.1, 902.2, ANSI 308
 16. THE SIGNAGE FOR THE MEN'S AND WOMEN'S RESTROOMS OR SIGNING OR TOWELS IN THE MEN'S AND REQUIRE 5 LBS OR LESS TO OPERATE. ADAAG 205, 309.4, ANSI 309.4
 17. A HORIZONTAL REAR WALL GRAB BAR MUST BE PROVIDED THAT IS 1 1/2" TO 2" IN DIAMETER, 36" LONG MIN. EXTENDING 12" MIN FROM THE TOILET CENTERLINE TOWARDS THE NEAR SIDE WALL AND WITH NO OBSTRUCTIONS WITHIN 12" ABOVE THE TOP OF THE GRIPPING SURFACE AND WITH NO OBSTRUCTIONS WITHIN 12" ABOVE THE REAR WALL. GRAB BARS MUST BE AUTOMATICALLY OPERATED AND BE OPERABLE WITH NO MORE THAN 5 LBS OF PRESSURE. ADAAG 605.4, ANSI 604.6
 20. GRAB BARS AT THE REAR WALL SHALL BE AT LEAST 42" LONG POSITIONED NO MORE THAN 12" FROM THE REAR WALL. GRAB BARS AT THE BACK SHALL BE NOT LESS THAN 36" LONG. VERTICAL GRAB BARS TO BE 18" IN LENGTH AND 39.41" AFF AND 39.41" FROM REAR WALL (BC 1601.7) & ANSI 604.6.4.1) (ICC/ANSI 1171-1:2009 FIG. 604.5.1) ANSI 604.5.1, 607.4

CODE INFORMATION

PROJECT SCOPE:	REMODEL OF EXISTING BURGER KING RESTAURANT
APPLICABLE CODES:	2012 MICHIGAN BUILDING CODE 2014 MICHIGAN ELECTRICAL CODE 2012 MICHIGAN MECHANICAL CODE 2012 MICHIGAN MECHANICAL CODE ICC ANS 1171-1:2009 2009 MICHIGAN UNIFORM ENERGY CODE A-2: ASSEMBLY (NON-SPRINKLED) V-B: WOOD FRAME
OCCUPANCY TYPE:	A-2: ASSEMBLY (NON-SPRINKLED)
CONSTRUCTION TYPE:	V-B: WOOD FRAME
PROPOSED OCCUPANCY LOAD CALCULATIONS:	
TOTAL AREA OF BUILDING:	2850 SF
EXISTING SEAT COUNT:	46
PROPOSED SEAT COUNT:	46
NUMBER OF EMPLOYEES (INCLUDING OWNERS AND MANAGERS):	6
TOTAL:	52
RESTROOM PLUMBING FIXTURES	
FROM 2012 IBC, TABLE 2902.1	
BUILDING OCCUPANCY CALCULATION FROM TABLE 1004.1.1):	
MAXIMUM OCCUPANTS (GREATEST OF OCCUP. CALCULATION OR SEAT COUNT NUMBERS) = 42	
50% MALE AND 50% FEMALE = 21/21 = 26 EACH	
26/7.5 = 3.5 RESTROOM (TABLE 2902.1)	
26/200 = 0.13 = 1 LAV EACH RESTROOM (TABLE 2902.1)	

VICINITY MAP (N.T.S.)



SHEET INDEX

SHEET #	TITLE
T-1	TITLE SHEET
C-1	DEMO SITE PLAN
C-2	PROPOSED FLOOR PLAN & DOOR SCHEDULE
C-3	DEMO & PROPOSED RESTROOM ELEVATIONS & DETAILS
ARCHITECTURAL	
D-1	DEMOLITION PLAN
D-2	DEMO EXTERIOR ELEVATIONS
A-1	PROPOSED FLOOR PLAN & DOOR SCHEDULE
A-1.1	DOOR WINDOW SCHEDULE
A-2	PROPOSED EXTERIOR ELEVATIONS
A-3	DEMO & PROPOSED RESTROOM LAYOUTS
A-4	PROPOSED RESTROOM ELEVATIONS & DETAILS
A-5	REFLECTED CEILING PLAN
A-6	WALL SECTIONS & DETAILS
A-7	MANUFACTURERS & SUPPLIERS

NOTICE TO BIDDERS

THE GENERAL CONTRACTOR, ITS SUBCONTRACTORS, AND VENDORS SHALL REVIEW THE PROPOSED SITE FOR BIDDING PURPOSES AND TO FAMILIARIZE THEMSELVES WITH THE EXISTING CONDITIONS OF THE SITE AND PROPOSED SPACE. ANY DISCREPANCIES BETWEEN THE CONSTRUCTION DOCUMENTS DRAWINGS AND THE EXISTING CONDITIONS OF THE SITE SHALL BE THE RESPONSIBILITY OF THE ARCHITECT AND OWNER BY THE GENERAL CONTRACTOR FOR CLARIFICATION, BY FAILURE TO CLARIFY DISCREPANCIES, GC SHALL BEAR RISK AND COST, AT NO CHARGE TO OWNER TO RECTIFY.

GC AND VENDOR TO CHECK WEBSITE AND CALL/EVAL ARCHITECT IN REGARDS TO MOST RECENT DRAWINGS BEFORE ORDERING, MANUFACTURING, AND GOING TO SITE.

PROJECT DATA

PROJECT LOCATION:	OWNER:	ARCHITECT/ENGINEER:
1912 S MISSION RD. MT PLEASANT, MI 48858	EMIL J. SACCO JR.	TECHNICAL GROUP, INC. 37716 HILLS TECH DR FARMINGTON HILLS, MI 48331
		P: (248) 426-8000
LOCAL AUTHORITIES		
DEPARTMENT OF BUILDING SAFETY		
320 W BROADWAY MT PLEASANT, MI 48852		
BUILDING OFFICIAL BRANN KENCH (313) 775-5247		

No.	Date	By	Notes
1	6.28.16	DB	SUBMITTED FOR PERMIT

Drawn By/TC
Checked/ES
Scale: AS NOTED
Date: 04.05.16

ALL RIGHTS RESERVED. NO PART OF THESE DRAWINGS OR SPECIFICATIONS MAY BE COPIED, REPRODUCED OR USED IN CONNECTION WITH ANY WORK, OTHER THAN THE SPECIFIC PROJECT FOR WHICH THEY HAVE BEEN PREPARED, WITHOUT PRIOR WRITTEN AUTHORIZATION FROM THE ARCHITECT.

TECHNICAL GROUP, INC.
37716 Hills Tech Drive
Farmington Hills, MI 48331
(248) 426-8000
FAX (248) 426-7004

TECHNICAL GROUP, INC.
37716 Hills Tech Drive
Farmington Hills, MI 48331
(248) 426-8000
FAX (248) 426-7004

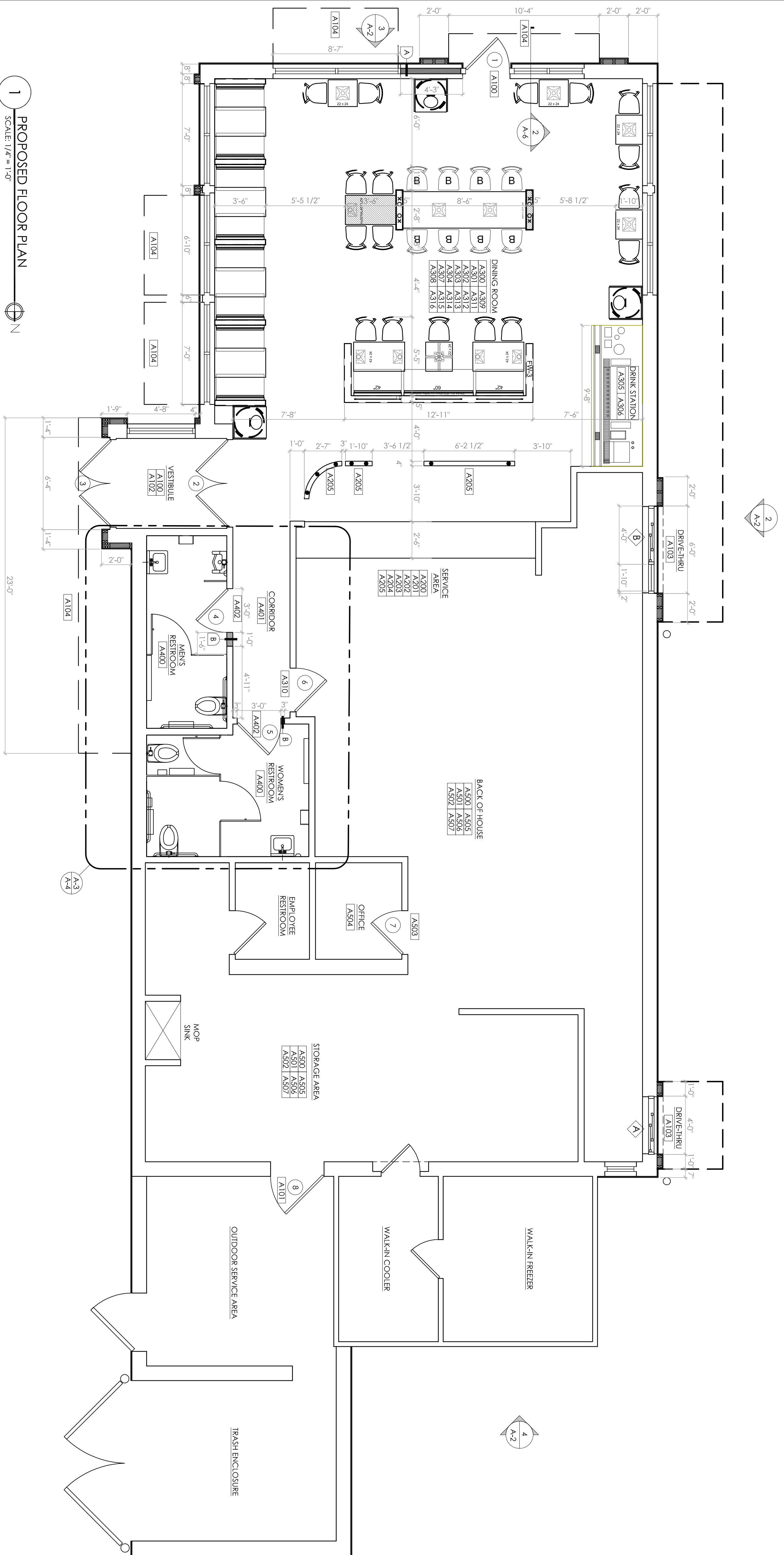
PROJECT
BURGER KING #886
1912 S MISSION RD
MT. PLEASANT, MI 48858

SHEET TITLE
TITLE SHEET

JOB #
TG-16379

SHEET
T-1

DO NOT SCALE THE PRINT, USE
FOOTED DIMENSIONS ONLY.



1 PROPOSED FLOOR PLAN
SCALE: 1/4" = 1'-0"

INTERIOR DECOR NOTE

1. INTERIOR FINISHES, SEATING LOCATIONS, TV LOCATIONS AND SPECIFICATIONS TO BE PROVIDED BY DECOR VENDOR.

2. GENERAL CONTRACTOR TO PROVIDE NECESSARY POWER AND CABLE FOR WIP AND FLAT SCREEN TV LOCATIONS.

LEGEND

EXISTING WALL TO REMAIN

NEW WALL

LOW WALL/MIL/WORK

TAG KEY

ELEVATION TAG	SECTION TAG	SCORE TAG	WALL TAG	DOOR TAG	WINDOW TAG
SEE SHEET A-2	SEE SHEET A-2	SEE SHEET A-1.1	SEE SHEET A-1.1	SEE SHEET A-1.1	SEE SHEET A-1.1

WALL TYPE SCHEDULE

TAG	DESCRIPTION	HEIGHT	WIDTH	WALBOARD REQUIREMENTS
A	2x6 WOOD EXTERIOR WALL	SEE PLANS	SEE PLANS	1/2" GYP BOARD OVER 1/2" INSULATION
B	2x4 WOOD INTERIOR WALL	5"	5"	1/2" GYP BOARD OVER 1/2" INSULATION

SCOPE OF WORK PROPOSED

- 1. ENTRY LOCATIONS/BUILDING EXTERIOR**
 - A1001 REPLACE ENTRY DOOR, HARDWARE & CLOSURE TO MEET ADA REQUIREMENTS. SEE SHEET A-1.1
 - A1011 REPLACE REAR DELIVERY DOOR & FRAME
 - A1021 RENISH ENTRY VESTIBULE TO MATCH NEW DINING RM. FINISHES
 - A1031 REPLACE DRIVE THRU WINDOWS.
 - A1041 INSTALL NEW CANOPES OVER DOORS AND WINDOWS.
- 2. SERVICE AREA**
 - A201 LOWER FRONT COUNTER (WEE WALL AND INSTALL NEW TILE
 - A202 INSTALL NEW COUNTER PER 20/20 DECOR PACKAGE.
 - A203 INSTALL NEW FINISHES AS PER 20/20 DECOR.
 - A204 REPLACE SERVICE AREA WALL COVERING & WAINSCOT
 - A205 REPLACE SERVICE AREA CHAIR RAIL.
 - A206 INSTALL WITH CONNECTION AS PER DECOR DRAWINGS.
 - A207 INSTALL NEW QUEUE LINE RAILS AND CAP
- 3. DINING ROOM**
 - A300 INSTALL FULL 20/20 DECOR PACKAGE.
 - A301 INSTALL NEW TABLETOPS, BOOTHES & CHAIRS AS PER DECOR.
 - A302 INSTALL NEW CHAIR RAILS, WINDOW SILLS & WAINSCOTTING.
 - A303 INSTALL NEW TABLE/BOOTH STEEL BASES.
 - A304 PATCH AND REPAIR WALLS, APPLY TEXTURED FINISH & PAINT.
 - A305 INSTALL SELF-SERVICE DRINK STATION.
 - A306 INSTALL DRINK STATION GRAPHICS.
 - A307 REPLACE FLOOR TILE AND BASE THROUGHOUT FRONT OF HOUSE.
 - A308 INSTALL WITH & INSTALL FLAT SCREEN TELEVISION. REFER TO INTERIOR DECOR PACKAGE.
 - A309 INSTALL NEW POWER OUTLETS WITHOUT EXPOSED RACEWAYS. REFER TO INTERIOR DECOR PACKAGE FOR LOCATIONS. GENERAL OUTLETS TO BE 18" AFF (I.N.O.)
 - A310 RELAMINATE SERVICE DOOR AS PER BURGER KING SPECIFICATION.
 - A311 INSTALL NEW FIXED DIVIDER WALLS, TOP CAPS.
 - A312 INSTALL NEW HERMOSA/STARS IN EXISTING LOCATIONS.
 - A313 REPLACE INTERIOR TRASH RECEPTACLES.
 - A314 REPLACE WAINSCOTTING.
 - A315 REPLACE HIGH CHAIRS, FREESTANDING CHAIRS.
 - A316 INSTALL TV AS PER LAYOUT. G.C. TO PROVIDE POWER AND CABLE AS REQUIRED.
- 4. RESTROOM**
 - A400 REFER TO SHEETS A-3/A-4 FOR DEMO/PROPOSED RESTROOM PLAN & ELEVATIONS.
 - A401 RENISH RESTROOM CORRIDOR TO MATCH 20/20 DECOR PACKAGE.
 - A402 REPLACE RESTROOM DOOR AND FRAME AND RELAMINATE AND INSTALL NEW HARDWARE.
- 5. BACK OF HOUSE**
 - A500 REPAIR FLOOR TILE & BASE THROUGHOUT BOH. REPLACE MISSING, BROKEN, LOOSE & MISMATCHED TILES AS NECESSARY TO MATCH EXIST.
 - A501 EXIST FLOOR AND BASE TO BE CLEANED, REGROUT THROUGHOUT AS NEEDED.
 - A502 REPLACE ANY DAMAGED FRP THROUGHOUT TO MATCH EXISTING.
 - A503 RELAMINATE OFFICE DOOR AND PAINT FRAME.
 - A504 INSTALL NEW OFFICE DESK AND FURNITURE.
 - A505 REPLACE PLUMBING TRAPS THROUGHOUT.
 - A506 INSTALL NEW ROOF MEMBRANE.
 - A507 VERIFY HVAC ROOFTOP EQUIPMENT IS IN GOOD WORKING CONDITION AND REPLACE ALL FILTERS.

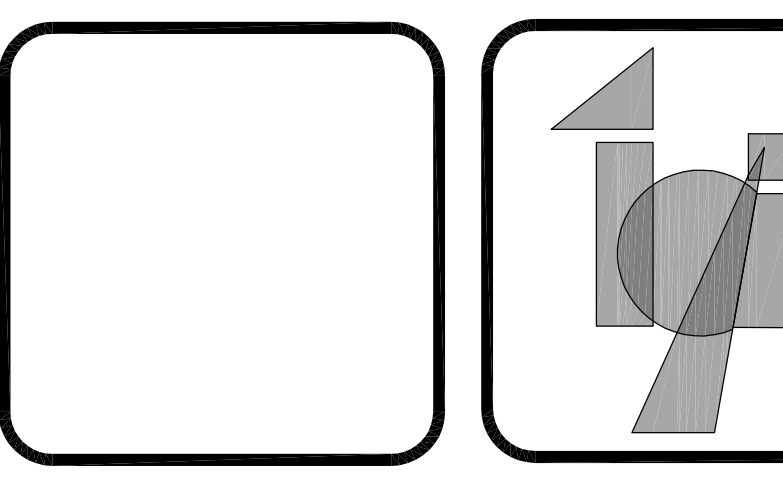
No.	Date	By	Notes
1	6.28.16	DB	SUBMITTED FOR PERMIT

Drawn By: TC
Checked: JSB
Scale: AS NOTED
Date: 04.03.16

ALL RIGHTS RESERVED. NO PART OF THESE DRAWINGS OR SPECIFICATIONS MAY BE COPIED, REPRODUCED OR USED IN CONNECTION WITH ANY WORK, OTHER THAN THE SPECIFIC PROJECT FOR WHICH THEY HAVE BEEN PREPARED, WITHOUT PRIOR WRITTEN AUTHORIZATION FROM THE ARCHITECT.



TECHNICAL GROUP, INC.
37716 Hills Tech Drive
Farmington Hills, MI 48331
(248) 426-8000
FAX: (248) 426-7004



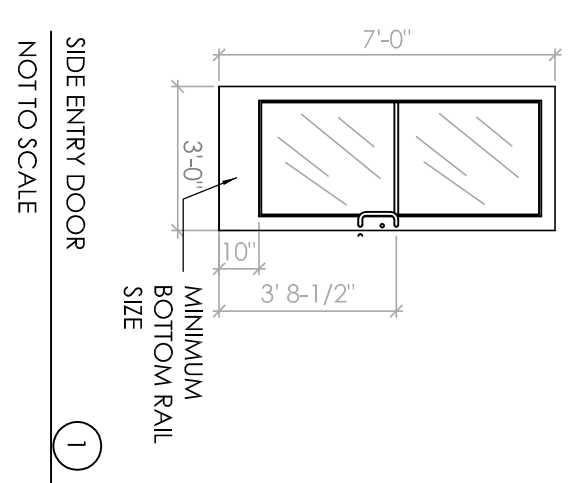
PROJECT
BURGER KING #886
1912 S MISSION RD
MT. PLEASANT, MI 48858

SHEET TITLE
PROPOSED FLOOR PLAN

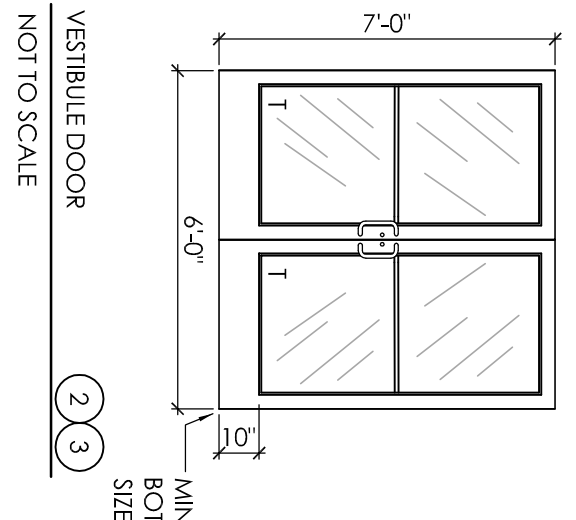
JOB #
TG-16379
SHEET
A-1

DOOR AND WINDOW SCHEDULE

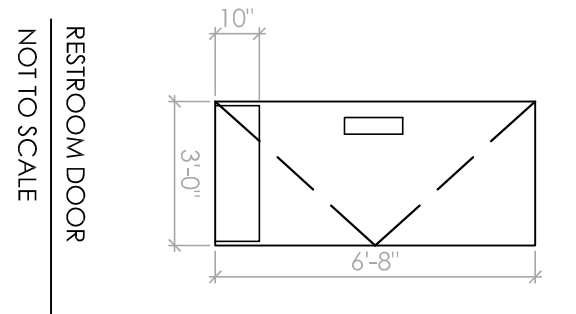
DOOR	GLAZING	FRAME	REMARKS
<p>OPENING: 6'-0" x 7'-0" x 1/2" AD X AF MATERIAL: COMPLY WITH HCC 2009 ENERGY FACTOR FINISH - REFER TO SHEET A-2</p> <p>HARDWARE ENRANCE DOOR HARDWARE SHALL CONSIST OF OFFSET PIVOTS, ADAMS RITE AS 1825 DEAD BOLT LOCK, NORTON 1405 SURFACE CLOSER WITH BACK CHECK, 9" CLASSIC STRAIGHT DOOR PULL IN POLISHED STAINLESS OR POLISHED CHROME AND THRESHOLDS SHALL BE OMITTED ON INTERIOR. VESTIBULE DOORS, IF LOCKS, CYLINDERS, AND THRESHOLDS SHALL BE PROVIDED ON THE EXTERIOR OF ALL DOORS EXCEPT AT MAIN ENTRY.</p>	<p>GLAZING FOR EXTERIOR DOORS TO COMPLY WITH HCC 2009 ENERGY FACTOR FINISH - REFER TO SHEET A-2</p> <p>ALL GLAZED ENTRANCE DOORS MAXIMUM AIR LEAKAGE RATE SHALL BE 1.00 CFM/FT² OF DOOR AREA WHEN TESTED IN ACCORDANCE WITH ASTM E 283, 45-LF FACTOR REQUIRED.</p> <p>HEAD: USE EXISTING SEE WALL SECTION, JAMB: USE EXISTING, SEE WALL SECTION, THRESHOLD: IF APPLICABLE (A)</p>	<p>MATERIAL: EXISTING FINISH: MATCH TO INTERIOR FINISH TO MATCH DOORS</p> <p>REMARKS DUMMY CYLINDERS SHALL BE PROVIDED ON THE EXTERIOR OF ALL DOORS EXCEPT AT MAIN ENTRY.</p>	
<p>OPENING: 3'-0" x 7'-0" x 1/2" AD X AF MATERIAL: EXISTING FINISH - REFER TO SHEET A-2</p> <p>HARDWARE HINGES: OFFSET PIVOTS, LOCKSET, ADAMS RITE DEAD BOLT, AS 1825 FLUSH BOLTS, 1 PAIR SURFACE CLOSER, NORTON 1405 WITH BACK CHECK 9" CLASSIC STRAIGHT DOOR PULL IN POLISHED STAINLESS OR POLISHED CHROME AND STANDKAD THRESHOLDS (STANDKAD)</p>	<p>GLAZING FOR EXTERIOR DOORS TO COMPLY WITH HCC 2009 ENERGY FACTOR FINISH - REFER TO SHEET A-2</p> <p>ALL GLAZED ENTRANCE DOORS MAXIMUM AIR LEAKAGE RATE SHALL BE 1.00 CFM/FT² OF DOOR AREA WHEN TESTED IN ACCORDANCE WITH ASTM E 283, 45-LF FACTOR REQUIRED.</p> <p>HEAD: USE EXISTING SEE WALL SECTION, JAMB: USE EXISTING, SEE WALL SECTION, THRESHOLD: IF APPLICABLE (A)</p>	<p>MATERIAL: EXISTING FINISH: MATCH TO INTERIOR FINISH TO MATCH DOORS</p> <p>REMARKS DUMMY CYLINDERS SHALL BE PROVIDED ON THE EXTERIOR OF ALL DOORS EXCEPT AT MAIN ENTRY.</p>	
<p>OPENING: 3'-0" x 6'-8" x 1/2" AD X MF MATERIAL: EXISTING FINISH - P-1-L</p> <p>DOOR TO RECEIVE: HINGES: 3 EACH HAGER 881279 4 1/2" x 4 LOCKSET: 1 EACH HAGER 2271 x 626 CLOSER: 1 EACH LCN 1441 x 689 PULL: 1 EACH HAGER 305 4x16 628 KICK PLATE: 1 EACH HAGER 241E 415X260 FLOOR STOP: 2 EACH HAGER 1253 10X27 LDW KICK PLATES: 628 (INSTALL W/FLAT HEAD PHILLIPS HEAD SCREWS)</p>	<p>GLAZING FOR EXTERIOR DOORS TO COMPLY WITH HCC 2009 ENERGY FACTOR FINISH - REFER TO SHEET A-2</p> <p>ALL GLAZED ENTRANCE DOORS MAXIMUM AIR LEAKAGE RATE SHALL BE 1.00 CFM/FT² OF DOOR AREA WHEN TESTED IN ACCORDANCE WITH ASTM E 283, 45-LF FACTOR REQUIRED.</p> <p>HEAD: USE EXISTING SEE WALL SECTION, JAMB: USE EXISTING, SEE WALL SECTION, THRESHOLD: IF APPLICABLE (A)</p>	<p>MATERIAL: EXISTING FINISH: MATCH TO INTERIOR FINISH TO MATCH DOORS</p> <p>REMARKS DUMMY CYLINDERS SHALL BE PROVIDED ON THE EXTERIOR OF ALL DOORS EXCEPT AT MAIN ENTRY.</p>	
<p>OPENING: 3'-0" x 6'-8" x 1/2" AD X MF MATERIAL: EXISTING FINISH - P-1-L</p> <p>DOOR TO RECEIVE: HINGES: 3 EACH HAGER 881279 4 1/2" x 4 LOCKSET: 1 EACH HAGER 2271 x 626 CLOSER: 1 EACH LCN 1441 x 689 PULL: 1 EACH HAGER 305 4x16 628 KICK PLATE: 1 EACH HAGER 241E 415X260 FLOOR STOP: 2 EACH HAGER 1253 10X27 LDW KICK PLATES: 628 (INSTALL W/FLAT HEAD PHILLIPS HEAD SCREWS)</p>	<p>GLAZING FOR EXTERIOR DOORS TO COMPLY WITH HCC 2009 ENERGY FACTOR FINISH - REFER TO SHEET A-2</p> <p>ALL GLAZED ENTRANCE DOORS MAXIMUM AIR LEAKAGE RATE SHALL BE 1.00 CFM/FT² OF DOOR AREA WHEN TESTED IN ACCORDANCE WITH ASTM E 283, 45-LF FACTOR REQUIRED.</p> <p>HEAD: USE EXISTING SEE WALL SECTION, JAMB: USE EXISTING, SEE WALL SECTION, THRESHOLD: IF APPLICABLE (A)</p>	<p>MATERIAL: EXISTING FINISH: MATCH TO INTERIOR FINISH TO MATCH DOORS</p> <p>REMARKS DUMMY CYLINDERS SHALL BE PROVIDED ON THE EXTERIOR OF ALL DOORS EXCEPT AT MAIN ENTRY.</p>	
<p>OPENING: 3'-0" x 6'-8" x 1/2" AD X MF MATERIAL: EXISTING FINISH - P-1-L</p> <p>DOOR TO RECEIVE: HINGES: 3 EACH HAGER 881279 4 1/2" x 4 LOCKSET: 1 EACH HAGER 2271 x 626 CLOSER: 1 EACH LCN 1441 x 689 PULL: 1 EACH HAGER 305 4x16 628 KICK PLATE: 1 EACH HAGER 241E 415X260 FLOOR STOP: 2 EACH HAGER 1253 10X27 LDW KICK PLATES: 628 (INSTALL W/FLAT HEAD PHILLIPS HEAD SCREWS)</p>	<p>GLAZING FOR EXTERIOR DOORS TO COMPLY WITH HCC 2009 ENERGY FACTOR FINISH - REFER TO SHEET A-2</p> <p>ALL GLAZED ENTRANCE DOORS MAXIMUM AIR LEAKAGE RATE SHALL BE 1.00 CFM/FT² OF DOOR AREA WHEN TESTED IN ACCORDANCE WITH ASTM E 283, 45-LF FACTOR REQUIRED.</p> <p>HEAD: USE EXISTING SEE WALL SECTION, JAMB: USE EXISTING, SEE WALL SECTION, THRESHOLD: IF APPLICABLE (A)</p>	<p>MATERIAL: EXISTING FINISH: MATCH TO INTERIOR FINISH TO MATCH DOORS</p> <p>REMARKS DUMMY CYLINDERS SHALL BE PROVIDED ON THE EXTERIOR OF ALL DOORS EXCEPT AT MAIN ENTRY.</p>	
<p>OPENING: 2'-4" x 6'-8" MATERIAL: SOLID CORE HPL/GLASS FINISH: REBLENDED SHEETS</p> <p>HARDWARE DOOR TO RECEIVE: HINGES: 3 EACH HAGER 881279 4 1/2" x 4 1/2" x 652 LOCKSET: 1 EACH SCHLAGE A159D SAT x 626 CLOSER: 1 PASCO HAGER 241E 415X260 KICK PLATES: 2 EACH HAGER 1253 10X27 LDW 628 (INSTALL W/FLAT HEAD PHILLIPS HEAD SCREWS)</p>	<p>GLAZING FOR EXTERIOR DOORS TO COMPLY WITH HCC 2009 ENERGY FACTOR FINISH - REFER TO SHEET A-2</p> <p>ALL GLAZED ENTRANCE DOORS MAXIMUM AIR LEAKAGE RATE SHALL BE 1.00 CFM/FT² OF DOOR AREA WHEN TESTED IN ACCORDANCE WITH ASTM E 283, 45-LF FACTOR REQUIRED.</p> <p>HEAD: USE EXISTING SEE WALL SECTION, JAMB: USE EXISTING, SEE WALL SECTION, THRESHOLD: USE EXISTING</p>	<p>MATERIAL: SOLID CORE HPL/GLASS FINISH: REBLENDED SHEETS</p> <p>REMARKS AS AN OPTION, IN LIEU OF SOLID CORE DOORS CAN BE USED WITH DOORS WITH ALUMINUM FRAMES (REF: ID SHEETS FOR COLOR)</p>	
<p>OPENING: 3'-8" x 7'-0" x 1/2" AD X MF MATERIAL: HOLLOW METAL FINISH: PAINT - REFER TO SHEET A-2</p> <p>HARDWARE DOOR TO RECEIVE: HINGES: 1 EACH HAGER 293 X 2C X HAND REQUIRED REIN: PIVOT: 1 EACH HAGER 881168 4 1/2" x 4 1/2" x 0.53" x 689 CLOSER: 1 EACH HAGER 2280 X 689 KICK PLATES: 1 EACH HAGER 241E 415X260 W/FLAT HEAD PHILLIPS HEAD SCREWS)</p>	<p>GLAZING FOR EXTERIOR DOORS TO COMPLY WITH HCC 2009 ENERGY FACTOR FINISH - REFER TO SHEET A-2</p> <p>ALL GLAZED ENTRANCE DOORS MAXIMUM AIR LEAKAGE RATE SHALL BE 1.00 CFM/FT² OF DOOR AREA WHEN TESTED IN ACCORDANCE WITH ASTM E 283, 45-LF FACTOR REQUIRED.</p> <p>HEAD: USE EXISTING SEE WALL SECTION, JAMB: USE EXISTING, SEE WALL SECTION, THRESHOLD: IF APPLICABLE (C)</p>	<p>MATERIAL: HOLLOW METAL FINISH: PAINT - REFER TO SHEET A-2</p> <p>REMARKS HEAD USE EXISTING SEE WALL SECTION, JAMB: USE EXISTING, SEE WALL SECTION, THRESHOLD: IF APPLICABLE (C)</p>	
<p>OPENING: 3'-8" x 7'-0" x 1/2" AD X MF MATERIAL: HOLLOW METAL FINISH: PAINT - REFER TO SHEET A-2</p> <p>HARDWARE DOOR TO RECEIVE: HINGES: 1 EACH HAGER 293 X 2C X HAND REQUIRED REIN: PIVOT: 1 EACH HAGER 881168 4 1/2" x 4 1/2" x 0.53" x 689 CLOSER: 1 EACH HAGER 2280 X 689 KICK PLATES: 1 EACH HAGER 241E 415X260 W/FLAT HEAD PHILLIPS HEAD SCREWS)</p>	<p>GLAZING FOR EXTERIOR DOORS TO COMPLY WITH HCC 2009 ENERGY FACTOR FINISH - REFER TO SHEET A-2</p> <p>ALL GLAZED ENTRANCE DOORS MAXIMUM AIR LEAKAGE RATE SHALL BE 1.00 CFM/FT² OF DOOR AREA WHEN TESTED IN ACCORDANCE WITH ASTM E 283, 45-LF FACTOR REQUIRED.</p> <p>HEAD: USE EXISTING SEE WALL SECTION, JAMB: USE EXISTING, SEE WALL SECTION, THRESHOLD: IF APPLICABLE (C)</p>	<p>MATERIAL: HOLLOW METAL FINISH: PAINT - REFER TO SHEET A-2</p> <p>REMARKS HEAD USE EXISTING SEE WALL SECTION, JAMB: USE EXISTING, SEE WALL SECTION, THRESHOLD: IF APPLICABLE (C)</p>	



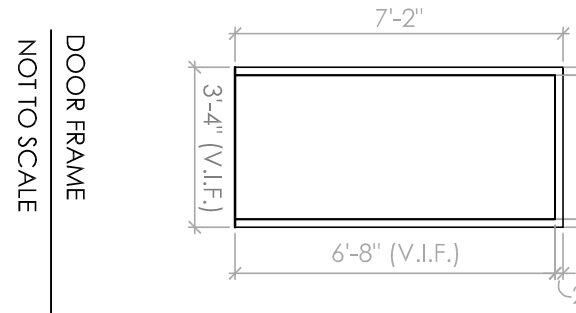
1 SIDE ENTRY DOOR NOT TO SCALE



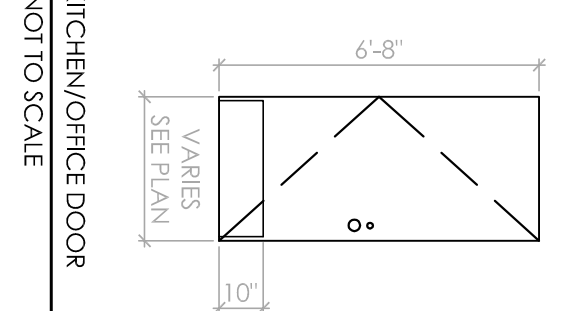
2 VESTIBULE DOOR NOT TO SCALE



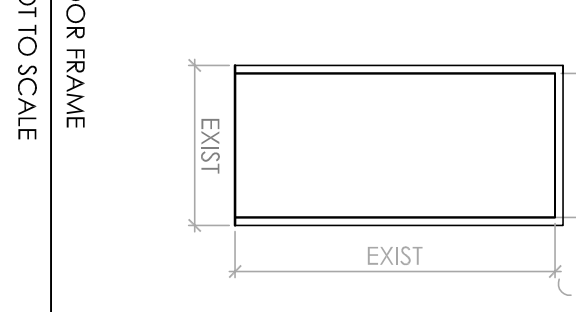
4 REAR ROOM DOOR NOT TO SCALE



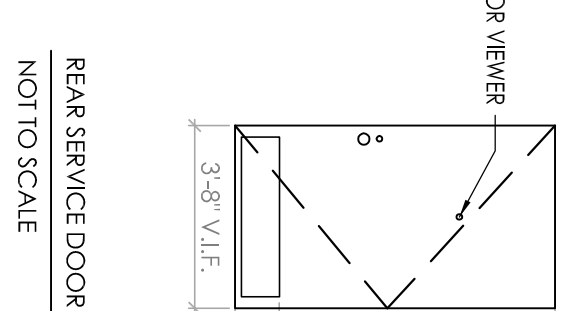
5 DOOR FRAME NOT TO SCALE



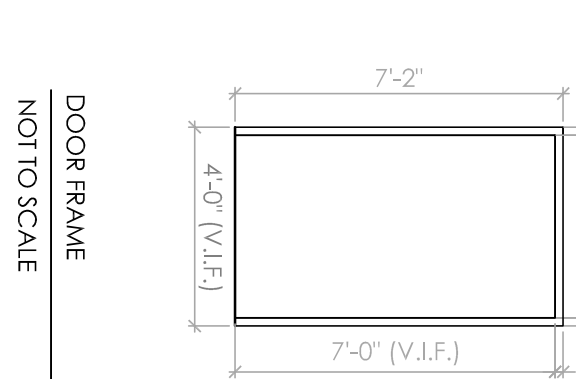
6 KITCHEN/OFFICE DOOR NOT TO SCALE



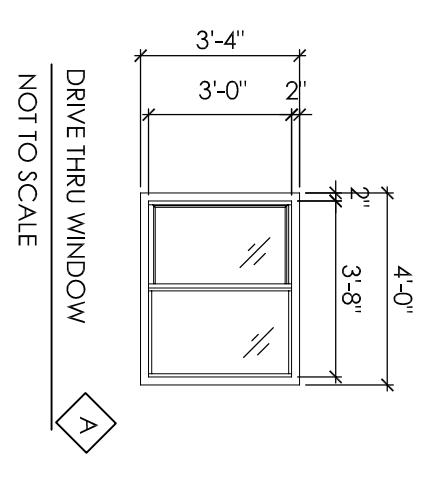
7 DOOR FRAME NOT TO SCALE



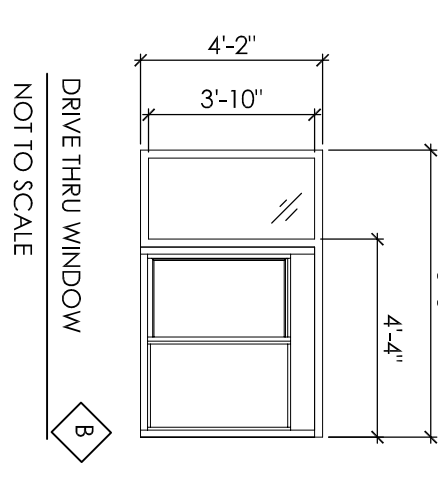
8 REAR SERVICE DOOR NOT TO SCALE



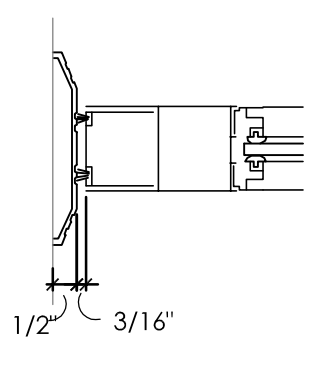
9 DOOR FRAME NOT TO SCALE



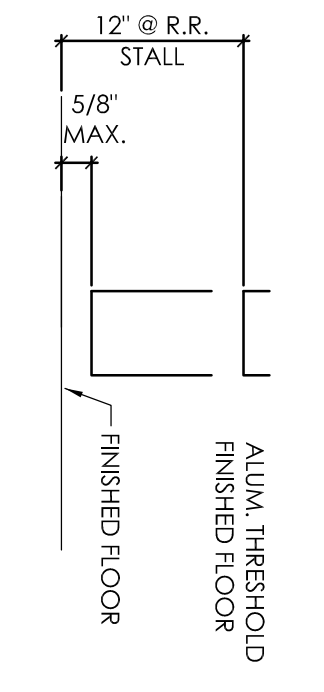
A DRIVE THRU WINDOW NOT TO SCALE



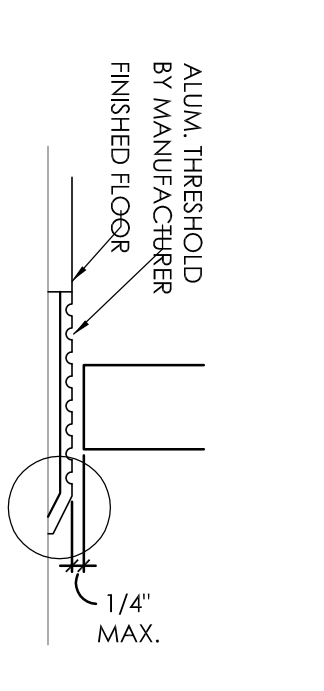
B DRIVE THRU WINDOW NOT TO SCALE



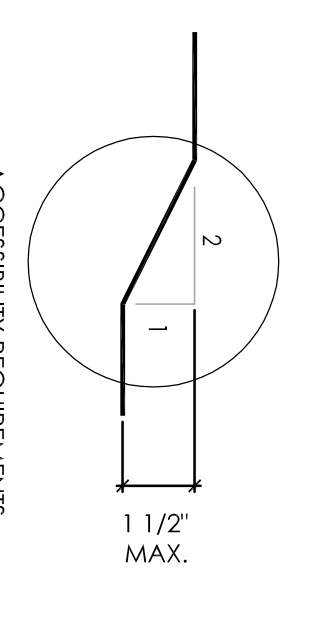
A THRESHOLD NOT TO SCALE



B THRESHOLD NOT TO SCALE



C THRESHOLD NOT TO SCALE




ACCESSIBILITY REQUIREMENTS FOR THRESHOLDS: CHANGES IN LEVEL GREATER THAN 1/4" AND NOT MORE THAN 1/2" SHALL BE BEVELLED WITH A SLOPE NOT GREATER THAN 1:2

PROJECT
BURGER KING #886
1912 S MISSION RD
MT. PLEASANT, MI 48858

SHEET TITLE
DOOR/WINDOW SCHEDULE & DETAILS

JOB #
TG-16379

SHEET
A-1.1



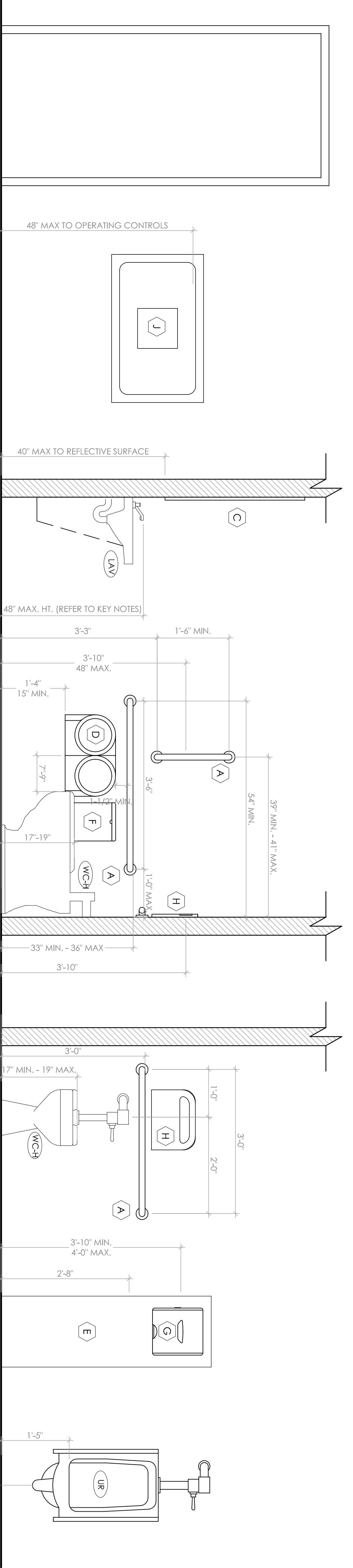
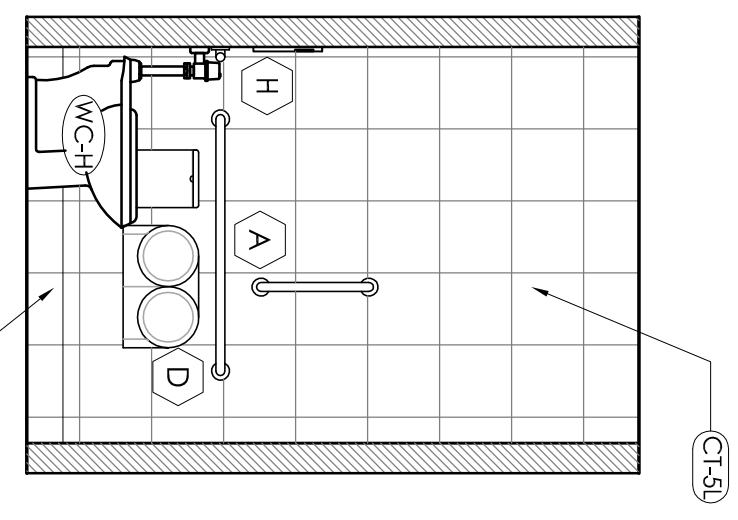
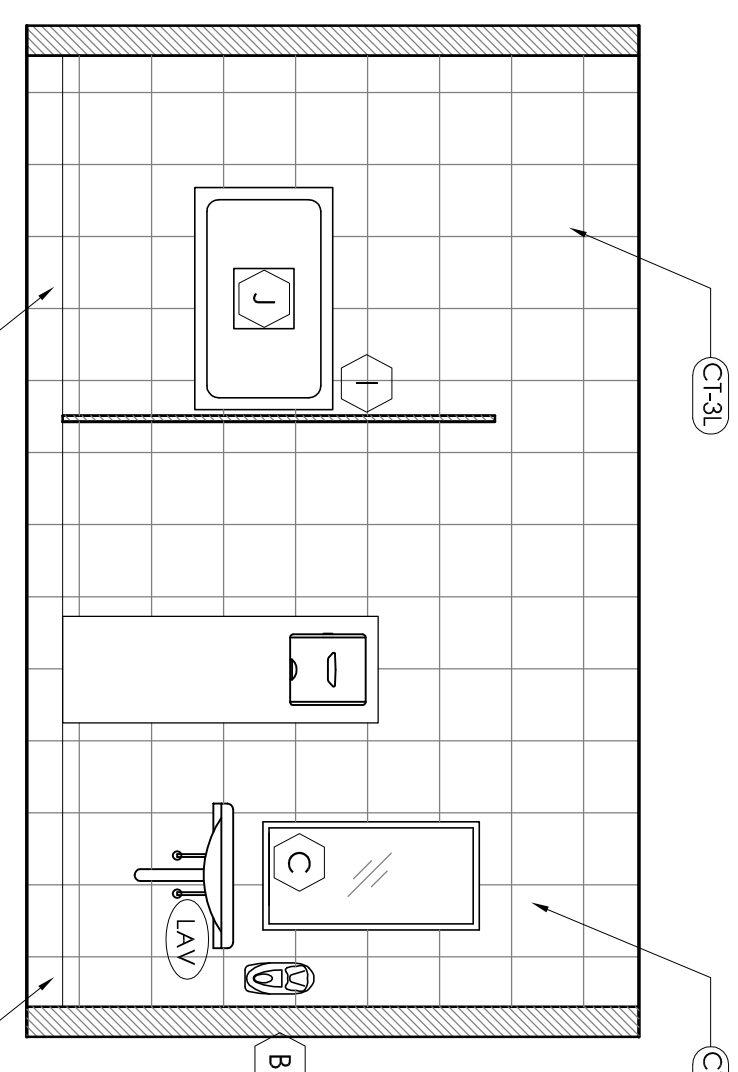
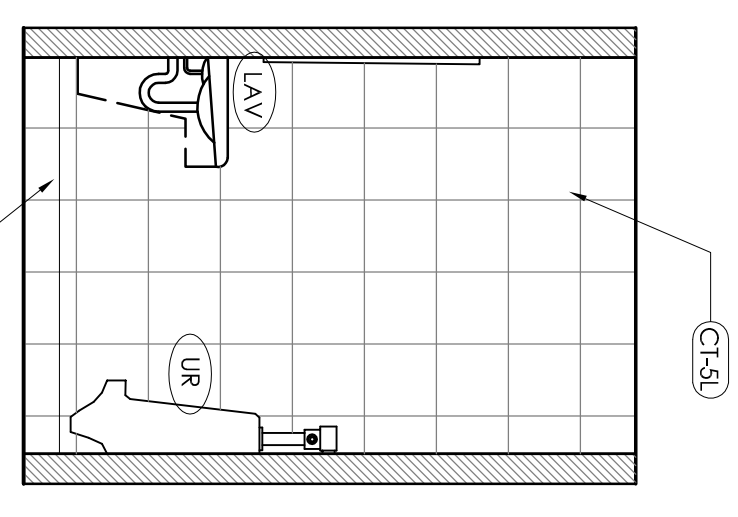
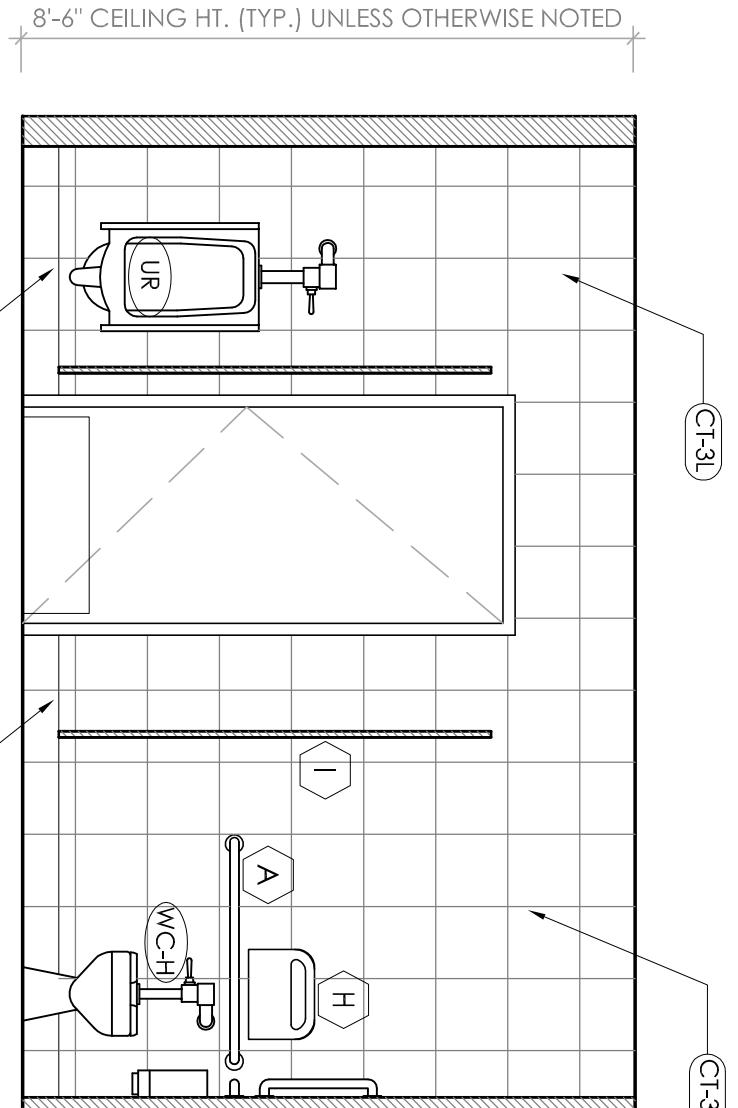
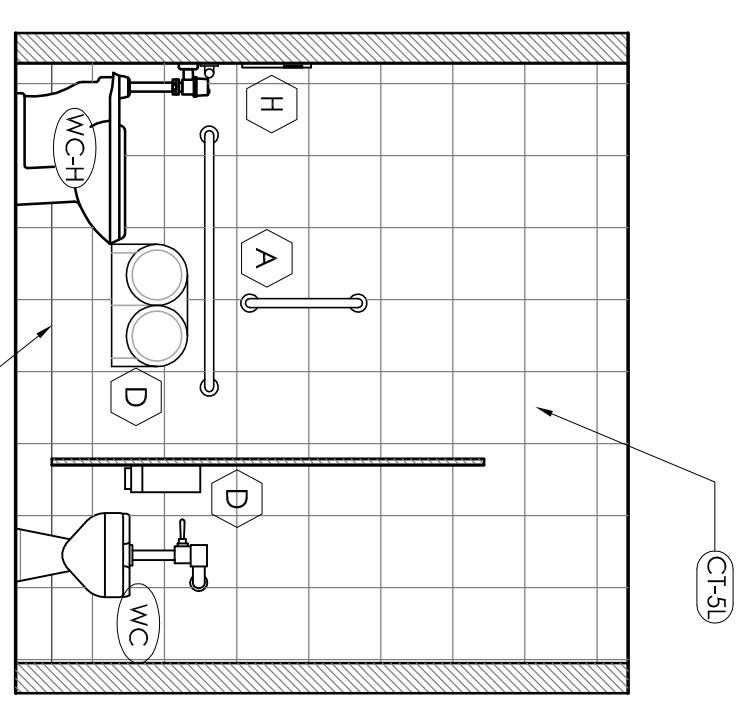
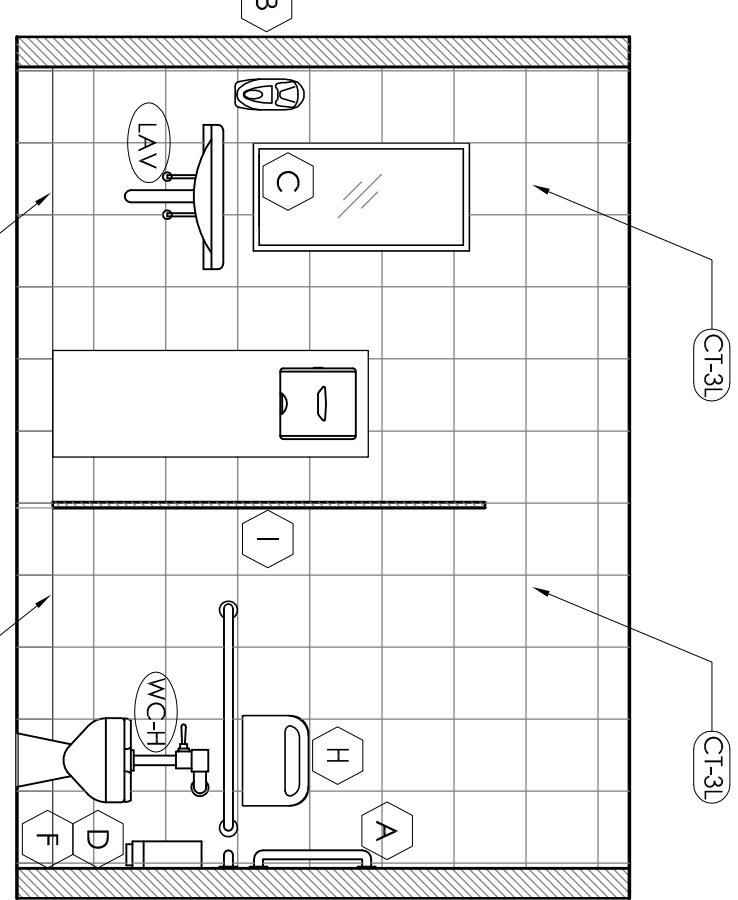
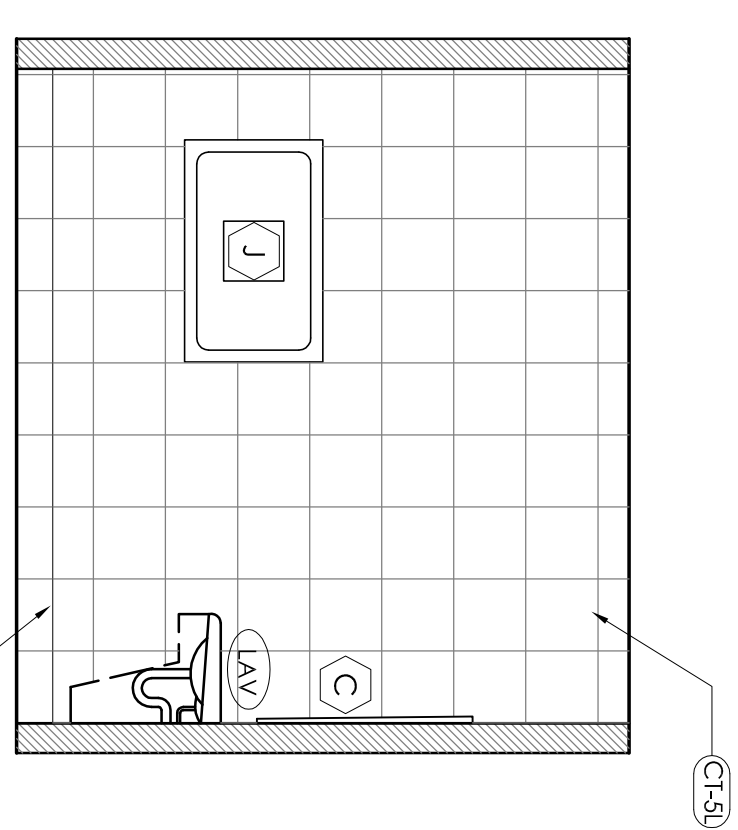
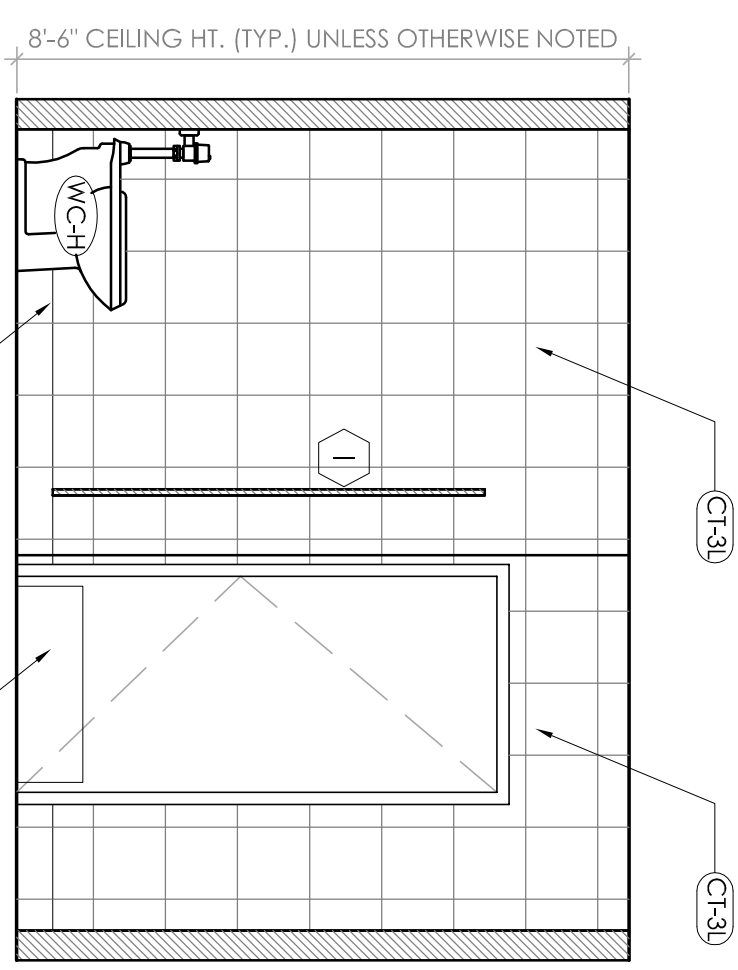
TECHNICAL GROUP, INC.
3771 6 Hills Tech Drive
Farmington Hills, MI 48331
(248) 426-8000
FAX (248) 426-7004

BURGER KING CORPORATION

Checked by: CS
Scale: AS NOTED
Date: 04.05.16

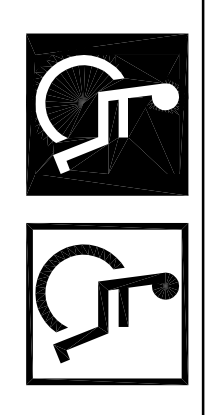
No.	Date	By	Notes
1	4.28.16	DB	SUBMITTED FOR PERMIT

ALL RIGHTS RESERVED. NO PART OF THESE DRAWINGS OR SPECIFICATIONS MAY BE COPIED, REPRODUCED OR USED IN CONNECTION WITH ANY WORK OTHER THAN THE SPECIFIC PROJECT FOR WHICH THEY HAVE BEEN PREPARED. WITHOUT PRIOR WRITTEN AUTHORIZATION FROM THE ARCHITECT.



TOILET ROOM ELEVATION NOTES

- A GRAB BAR - 250 LB. MINIMUM 33" MIN. - 35" MAX. HEIGHT TO THE TOP OF THE GRIPPING SURFACE. ROBBICK WASHROOM EQUIPMENT, INC., PROVIDE THE REQUIRED QUANTITY AND LOCATION AND LISTED BY THE CODE. THE BAR SHALL BE 1 1/2" CLEARANCE FROM THE WALL.
- B WALL MOUNTED SOAP DISPENSER & HAND SANITIZER DISPENSER (48" MAXIMUM HEIGHT) SUPPLIED BY ECO/LAB AND INSTALLED BY G.C. THE HIGH FORWARD REACH SHALL BE 48" MAX. THE REACH DEPTH IS 20" MAX. WHEN THE REACH DEPTH EXCEEDS 20" THE REACH DEPTH SHALL BE 20" MAX. WHEN THE REACH DEPTH IS 20" OR LESS, THE REACH DEPTH SHALL BE 12" MAX. NOTE: SOAP AND HAND SANITIZER DISPENSERS TO BE PROVIDED AT EACH HITCHEN HANDSINK.
- C MIRROR (BOTTOM OF REFLECTIVE SURFACE AT 40" MAXIMUM HEIGHT) MODEL B-165-1836 (18326) STAINLESS STEEL CHANNEL FRAME MIRROR WITH THERM RESISTANT SCREWS BY BOBBICK WASHROOM EQUIPMENT, INC., OR APPROVED EQUIVALENT.
- D TOILET PAPER HOLDER - 9" TWIN JUMBO MODEL #82250 BY NORTH AMERICAN CORPORATION.
- E PAPER WASTE RECEPTACLE (REQUIRED) MODEL B-3344 AS MANUFACTURED BY BOBBICK WASHROOM EQUIPMENT, INC., OR APPROVED EQUIVALENT. (ROUGH OPENING 16"W, 23" (14 1/4") (43 MIN))
- F BOBBICK CONURA SERIES B-270 SANITARY NAPKIN DISPOSAL SURFACE MOUNTED.
- G SURFACE MOUNTED PAPER TOWEL DISPENSER - SAN JAVAR SUPPLIED BY PAPER TOWEL SUPPLIER AND INSTALLED BY G.C. MODEL #P1-P90MS. OPTIONAL HANDS FREE PAPER DISPENSER IS AVAILABLE. (SEE SCHEDULE FOR PAPER DISPENSER MODEL, HD-435-270. SEMI RECESSED DELUXE SERIES AUTOMATIC SENSOR HAND DRYER MODEL, HD-435-270. HAND DRYER TO BE INSTALLED AT A MAXIMUM HEIGHT OF 48" FROM FINISH FLOOR ELEVATION TO TOP OF SENSOR.
- H TOILET SEAT COVER DISPENSER - BY ROCCHESTER MIDLAND CORP. PRODUCT CODE 25152801 (WHITE FLUSH).
 I COAT HOOK - BOBBICK MODEL B-4717 TO BE MOUNTED ON INSIDE OF EACH RESTROOM DOOR FOR SINGLE OCCUPANCY RESTROOMS AND EACH RESTROOM STALL DOOR FOR MULTIPLE OCCUPANCY RESTROOMS. MOUNT AT 38" - 40" MAX A.F.F. FOR ADA ACCESSIBLE LOCATIONS AND AT 48" MAX A.F.F. FOR NON-ADA ACCESSIBLE LOCATIONS. BABY CHANGING STATION - GOALA KAAR #48203-05 (HORIZONTAL) OR 4818101-01 (VERTICAL) WALL MOUNTED WITH MICROBAM GREY.



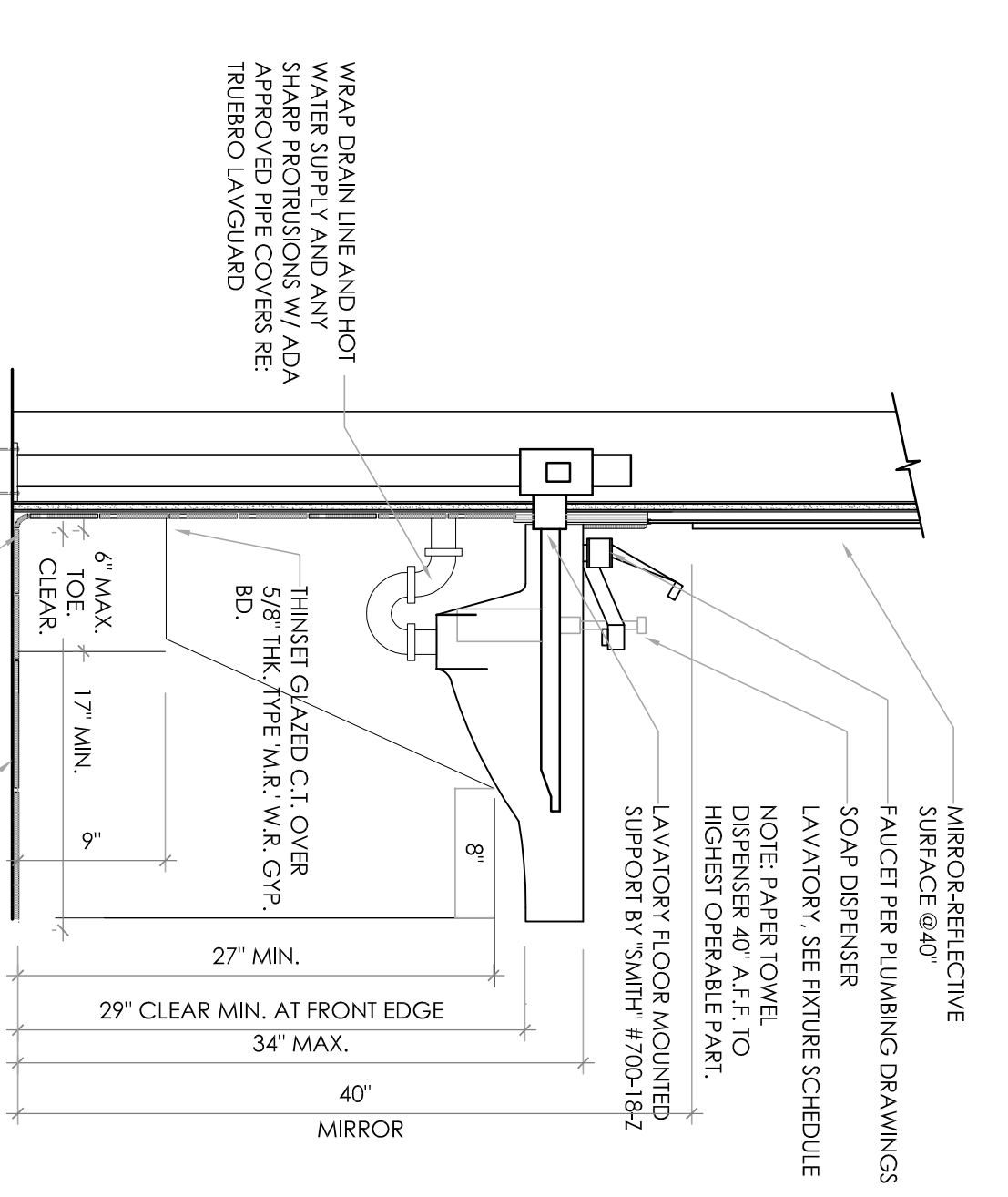
INT. SYMBOL OF ACCESSIBILITY

NOTE: THE INTERNATIONAL SYMBOL OF ACCESSIBILITY SHALL BE THE STANDARD USED TO IDENTIFY FACILITIES THAT ARE ACCESSIBLE TO AND USABLE BY PHYSICALLY DISABLED PERSONS. 1. THE INTERNATIONAL SYMBOL OF ACCESSIBILITY SHALL CONSIST OF A WHITE FIGURE ON A BLUE BACKGROUND. THE BLUE SHALL BE EQUAL TO COLOR NO. 16999 IN FEDERAL STANDARD 599B. 2. LETTERS AND NUMBERS ON SIGNS SHALL HAVE A WIDTH-TO-HEIGHT RATIO OF BETWEEN 3/5 AND 1/1 AND A MINIMUM WIDTH-TO-HEIGHT RATIO BETWEEN 1/5 AND 1/10. 3. CHARACTERS AND NUMBERS ON SIGNS SHALL BE SIZED ACCORDING TO THE VIEWING DISTANCE AND THE CHARACTER SIZE SHALL BE SIZED ACCORDING TO THE VIEWING DISTANCE. UPPER CASE X, LOWER CASE CHARACTERS ARE PERMITTED. FOR SIGNS SUBMITTED OR PROJECTED ABOVE THE FINISH FLOOR. 4. CHARACTERS AND SYMBOLS SHALL CONTRAST WITH THEIR BACKGROUND, EITHER LIGHT CHARACTERS ON A DARK BACKGROUND OR DARK CHARACTERS ON A LIGHT BACKGROUND.

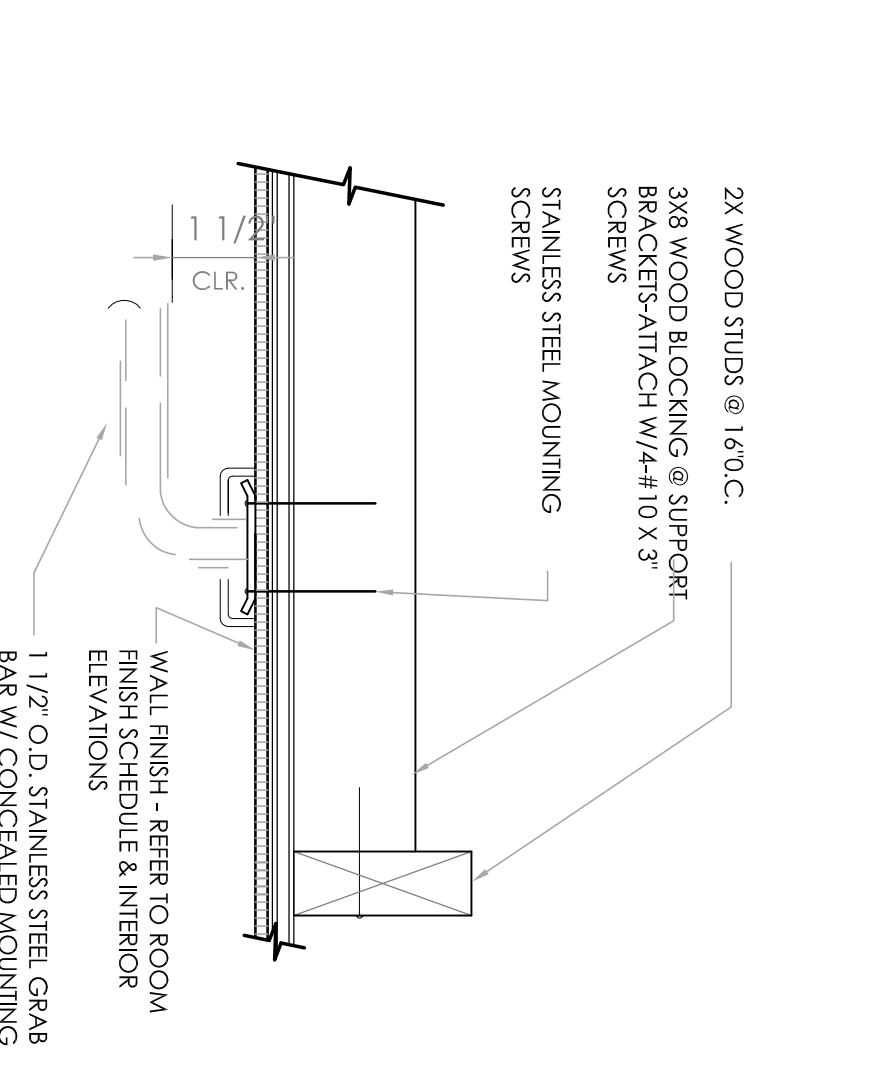
GENERAL TOILET ROOM NOTES

1. MINIMUM ONE W/C PER RESTROOM MUST BE ACCESSIBLE IN COMPLIANCE W/IBC 1008.2.2 & ANSI 604.53 SHOWN.
2. LAVATOIRES SHALL BE MOUNTED WITH THE RIM OR COUNTER SURFACE NO HIGHER THAN 34" ABOVE THE FINISHED FLOOR AND WITH A CLEARANCE OF AT LEAST 29" FROM THE FLOOR TO THE BOTTOM OF THE APRON WITH KNEE CLEARANCE UNDER THE FRONT LIP EXTENDING A MINIMUM OF 30" IN WIDTH AND 8" MINIMUM DEPTH AT THE TOP. KNEE CLEARANCE SHALL BE THE SAME MINIMUM AS SHALL BE A MINIMUM OF 7" HIGH FROM THE FLOOR AND MINIMUM OF 17" DEEP. (IBC 1008.12 & ANSI 604)
3. HOT WATER AND DRAIN PIPES ACCESSIBLE UNDER LAVATOIRES SHALL BE INSULATED OR OTHERWISE COVERED. THERE SHALL BE NO SHARP OR ABRASIVE SURFACE UNDER LAVATOIRES (ANSI 605.6)
4. CONTROLS FOR WATER CLOSET FLUSH VALVES SHALL BE MOUNTED ON THE OPPOSITE OF TOILET AREAS. (ANSI 604.6)
5. WATER CLOSET AND URINAL FLUSH VALVE CONTROLS, AND FAUCET AND OPERATING MECHANISM CONTROLS, SHALL BE OPERABLE WITH ONE HAND, SHALL NOT REQUIRE TIGHT GRASPING, PINCHING, OR TWISTING OF THE WRIST, AND SHALL BE MOUNTED NO MORE THAN 48" ABOVE THE FLOOR. (ANSI 604.6)
6. THE FORCE REQUIRED TO ACTIVATE WATER CLOSET AND URINAL FLUSH VALVE CONTROLS, FAUCET AND OPERATING MECHANISM CONTROLS, SHALL BE NO GREATER THAN 5 LBS. (ANSI 309.4)
7. WHERE TOWEL, SANITARY NAPKINS, WASTE RECEPTACLES, AND OTHER SIMILAR DISPENSING DEVICES ARE PROVIDED, THE CONTROLS SHALL BE OPERABLE WITH ONE HAND AND WITH ALL OPERABLE PARTS, INCLUDING COIN SLOTS, WITHIN 40" FROM THE FINISH FLOOR. (ANSI 309.4)
8. REINSTALL COMPARTMENT FIXTURES (TISSUE DISP., SAN. NAPKIN DISP.) ACCESSIBLE TOILET PAPER DISPENSERS SHALL COMPLY WITH ANSI 309.4 AND SHALL BE 7" MINIMUM AND 7" MAXIMUM IN FRONT OF THE WATER CLOSET, THE OUTLET OF THE DISPENSER SHALL BE 15" MINIMUM AND 45" MAXIMUM ABOVE THE FLOOR OR GROUND. THERE SHALL BE A CLEARANCE OF 1" MINIMUM ABOVE THE FLOOR FOR THE GRAB BAR DISPENSER SHIELD ON OF A TYPE THAT CONTROL DELIVERY OR THAT DO NOT ALLOW CONTINUOUS PAPER TOWEL. (ANSI 604.7)
9. GRAB BARS AT THE SIDE SHALL BE AT LEAST 42" LONG POSITIONED NO MORE THAN 12" FROM THE REAR WALL. GRAB BARS AT THE BACK SHALL BE NOT LESS THAN 30" LONG. VERTICAL GRAB BARS TO BE 18" IN LENGTH AND 3/4" APART AND POSITIONED 39"-41" FROM REAR WALL. (IBC 1607.7 & ANSI 604.8.1)
10. THE DIAMETER OR WIDTH OF THE GRIPPING SURFACE OF A GRAB BAR SHALL BE 1 1/2" TO 1 3/4" OR THE SHAPE SHALL PROVIDE AN EQUIVALENT GRIPPING SURFACE. IF GRAB BARS ARE MOUNTED ADJACENT TO A WALL, THE SPACE BETWEEN THE WALL AND THE GRAB BARS SHALL BE 1 1/2". (ANSI 609.2)
11. THE GRAB BAR AND ANY WALL OR OTHER SURFACE ADJACENT TO IT SHALL BE FREE OF ANY SHARP OR ABRASIVE EDGED SURFACES. EDGES SHALL HAVE A MINIMUM RADIUS OF 1/8" (ANSI 609.5)
12. CONTRACTIONS SHALL PROVIDE ANCHORAGE PLATES AT TOILET FIXTURES, LAVATOIRES, GRAB BARS, AND TOILET PARTITION ANCHORAGE AREAS PER MANUFACTURERS REQUIRED STANDARDS. (TYPICAL, NO EXCEPTIONS)

TAG KEY		FINISH TAGS	FIXTURE TAGS	SCOPE TAGS	KEY NOTES
(A)-(J)	(A)	(A)-(J)	(A)-(J)	(A)-(J)	(A)-(J)
SEE SHEET A-3	SEE SHEET A-3				

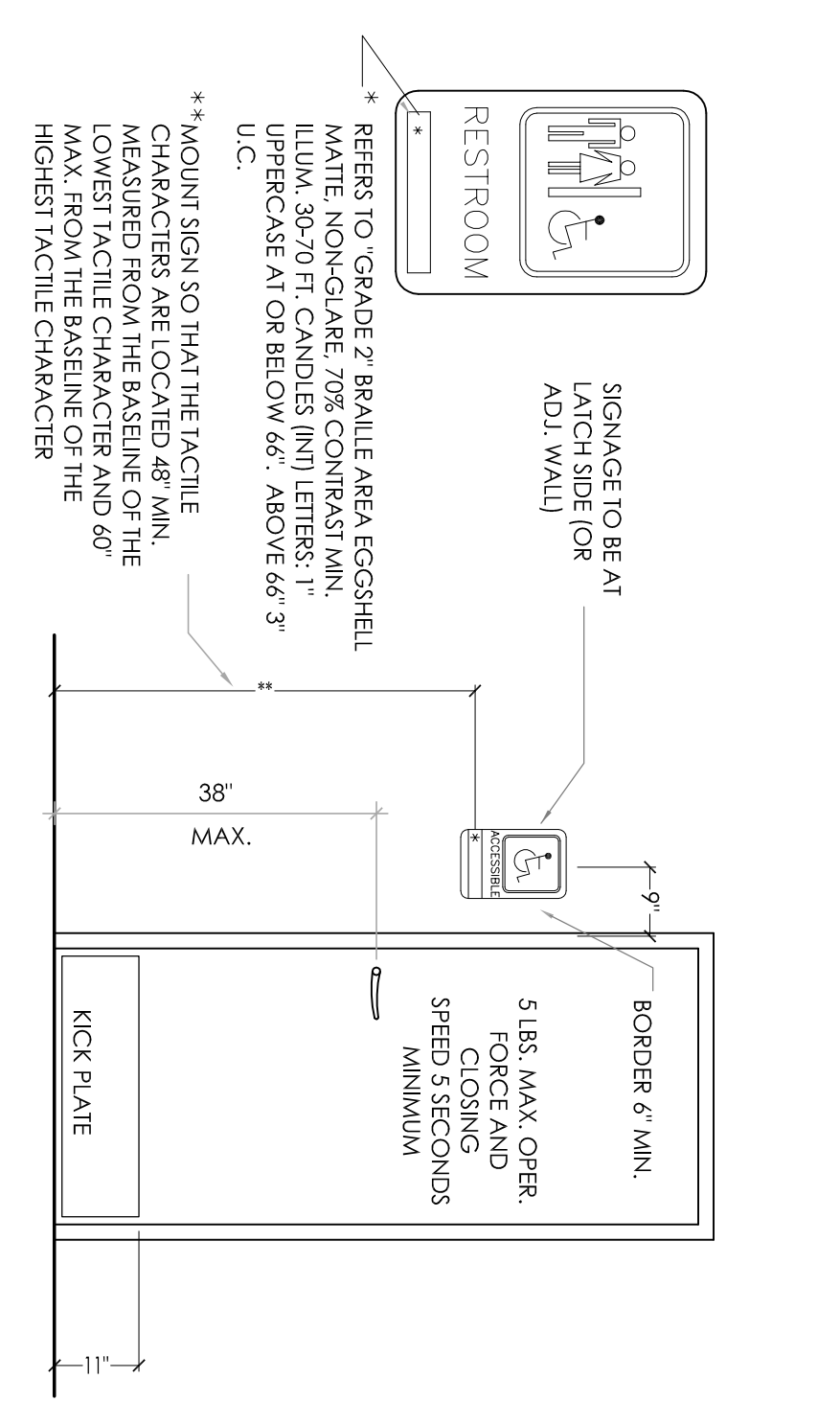


ADA ACCESSIBILITY



BRAILLE SYMBOL

BRAILLE SYMBOL



BRAILLE SYMBOL

BRAILLE SYMBOL

No.	Date	By	Notes
1	6.28.16	DB	SUBMITTED FOR PERMIT

Checked by: _____
 Scale: AS NOTED
 Date: 04.05.16

BURGER KING CORPORATION

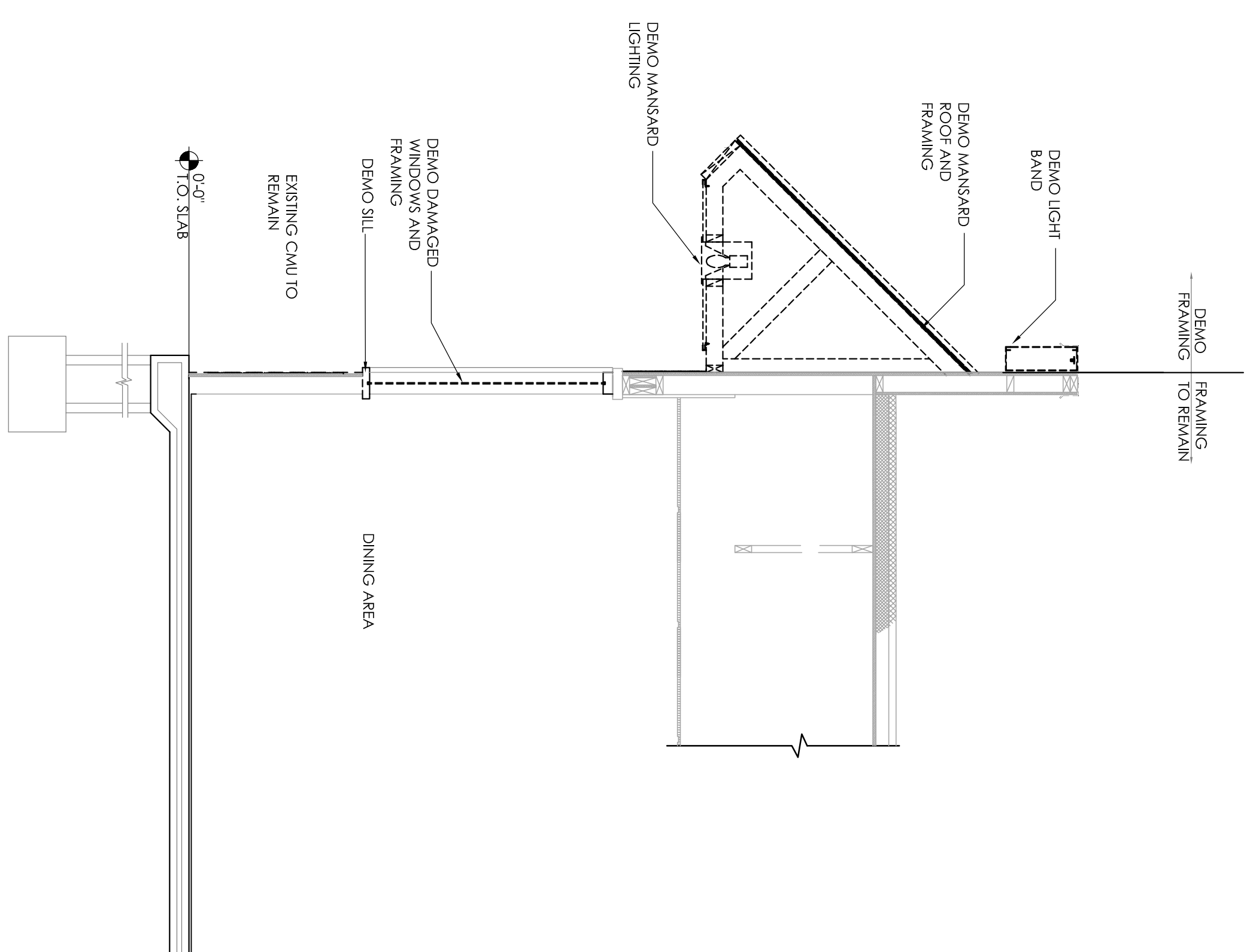
TECHNICAL GROUP, INC.
 37716 Hills Tech Drive
 Farmington Hills, MI 48331
 (248) 426-8000
 FAX (248) 426-7004

JOB # **TC-16379**
 SHEET **A-4**

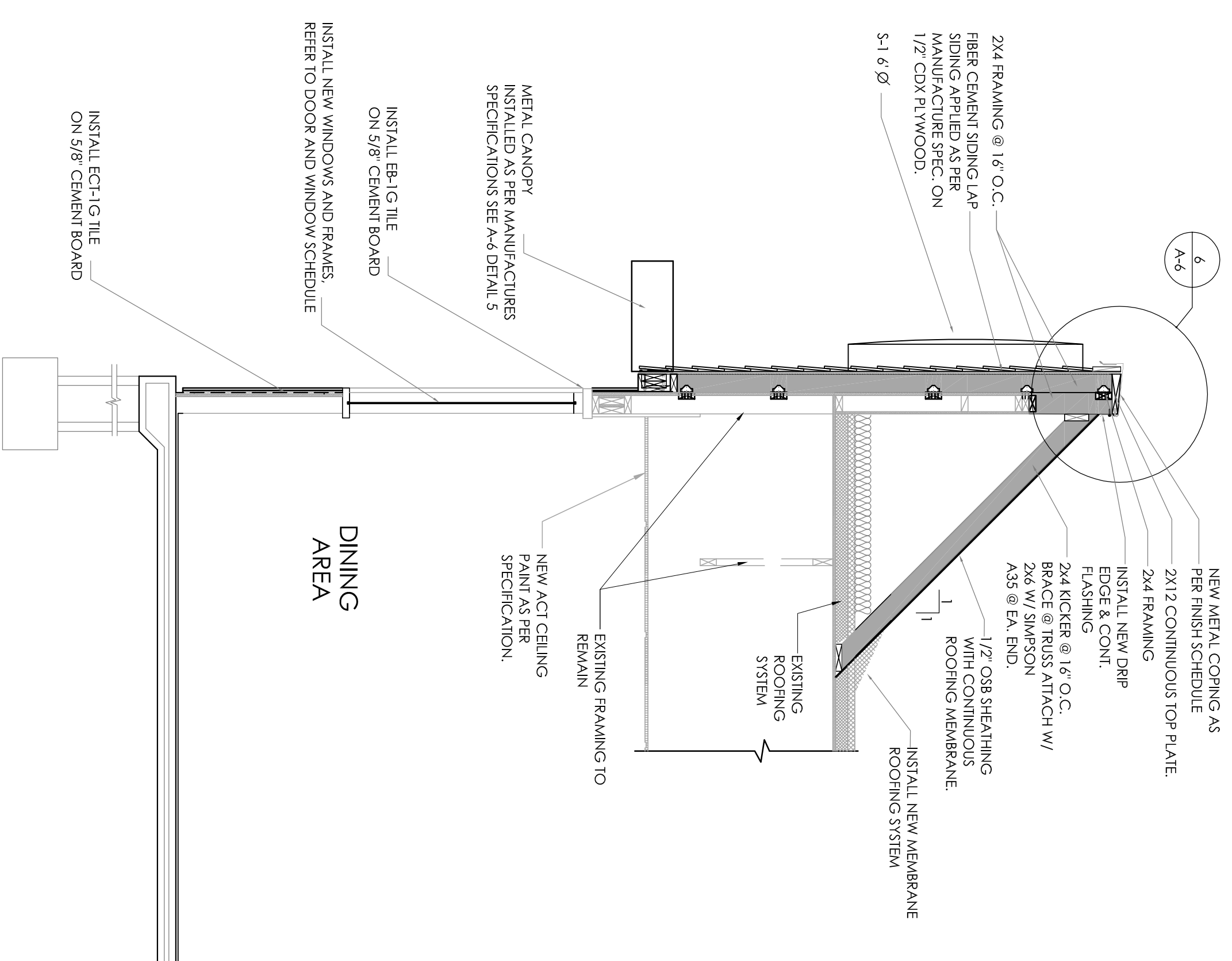
PROJECT
 BURGER KING #886
 1912 S MISSION RD
 MT. PLEASANT, MI 48858

SHEET TITLE
 PROPOSED RESTROOM
 ELEVATIONS & DETAILS

ALL RIGHTS RESERVED. NO PART OF THESE DRAWINGS OR SPECIFICATIONS MAY BE COPIED, REPRODUCED OR USED IN CONNECTION WITH ANY WORK OTHER THAN THE SPECIFIC PROJECT FOR WHICH THEY HAVE BEEN PREPARED. WITHOUT PRIOR WRITTEN AUTHORIZATION FROM THE ARCHITECT.



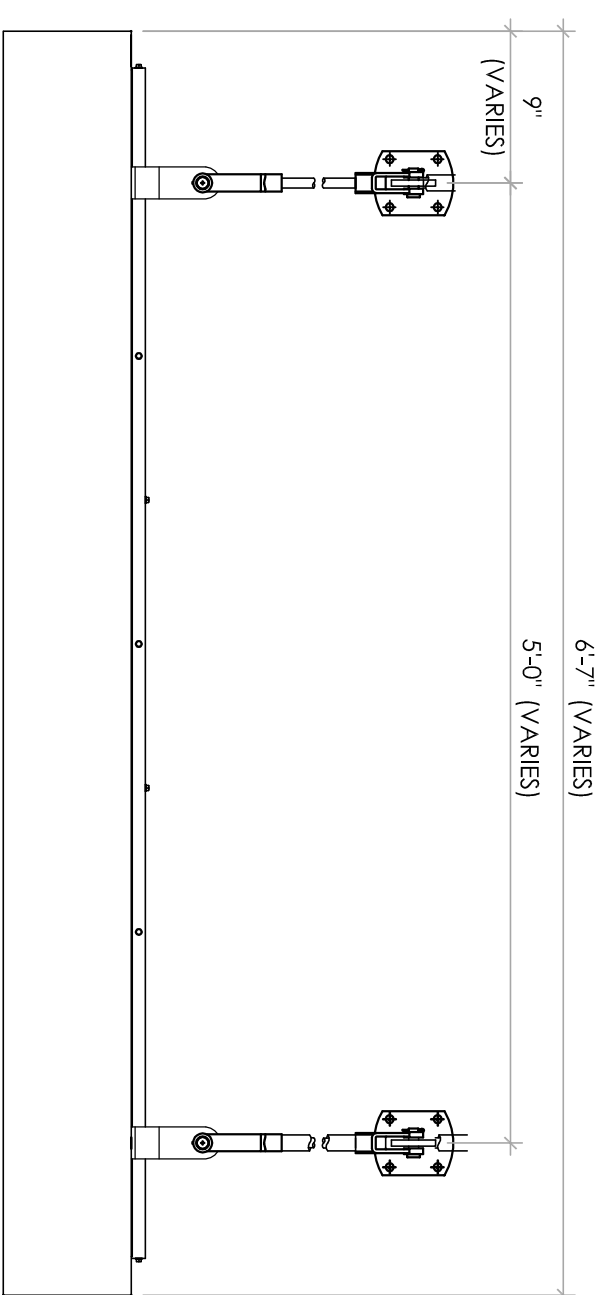
1 DEMO SECTION @ FRONT
SCALE: 1/2" = 1'-0"



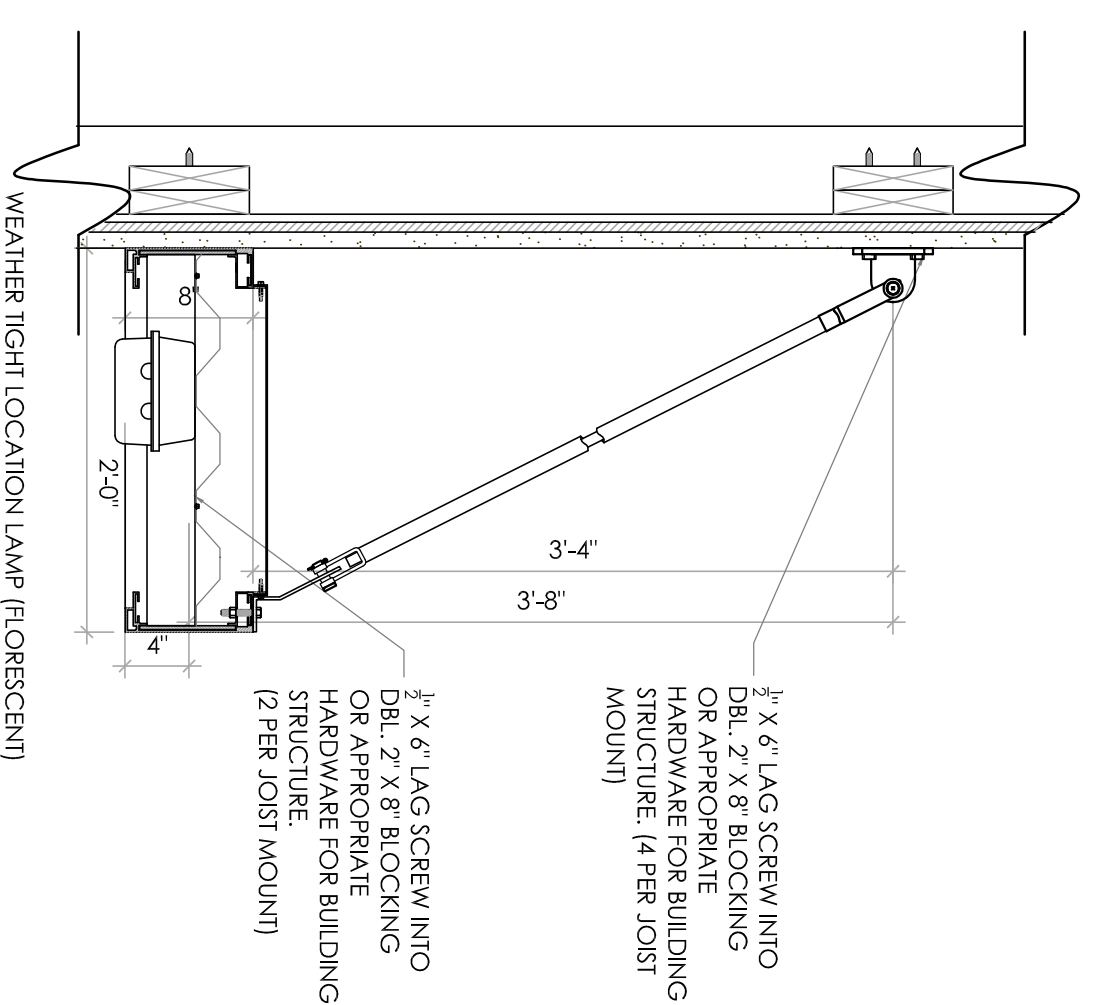
2 PROPOSED SECTION @ FRONT
SCALE: 1/2" = 1'-0"

GENERAL NOTES

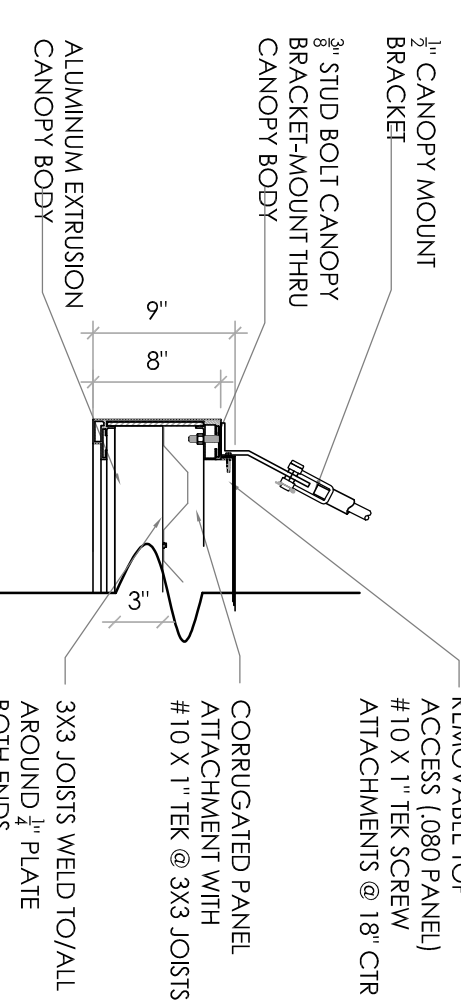
1. ALL NICHA PANELS AND HARDIE PLANKS ARE TO BE INSTALLED PER MANUFACTURER'S SPECIFICATIONS. IF DISCREPANCIES OCCUR BETWEEN CONSTRUCTION DRAWINGS AND MANUFACTURER'S DETAILS, MANUFACTURER'S INSTALLATION INSTRUCTIONS SHALL TAKE PRECEDENCE. THE ARCHITECT SHALL NOT BE RESPONSIBLE FOR ANY DISCREPANCIES. CONSULT WITH ARCHITECT ON DISCREPANCIES.
2. REFLECT ACTUAL CONDITIONS, G.C. TO VERIFY EXISTING CONDITIONS AND CONSULT WITH ARCHITECT ON DISCREPANCIES.



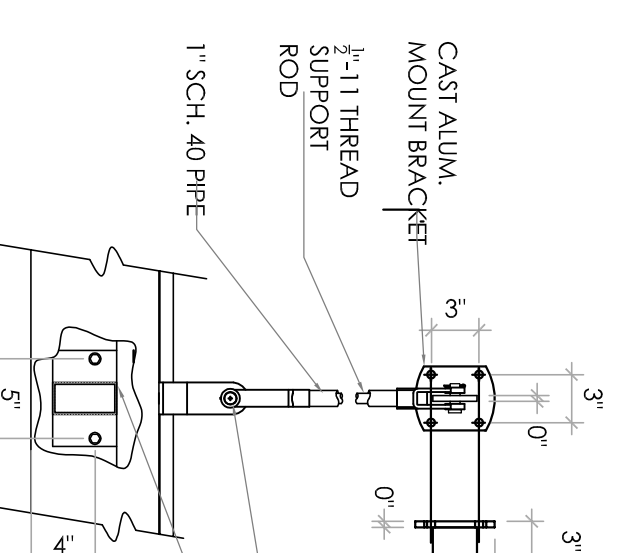
5 CANOPY FRONT VIEW
SCALE: 1" = 1'-0"



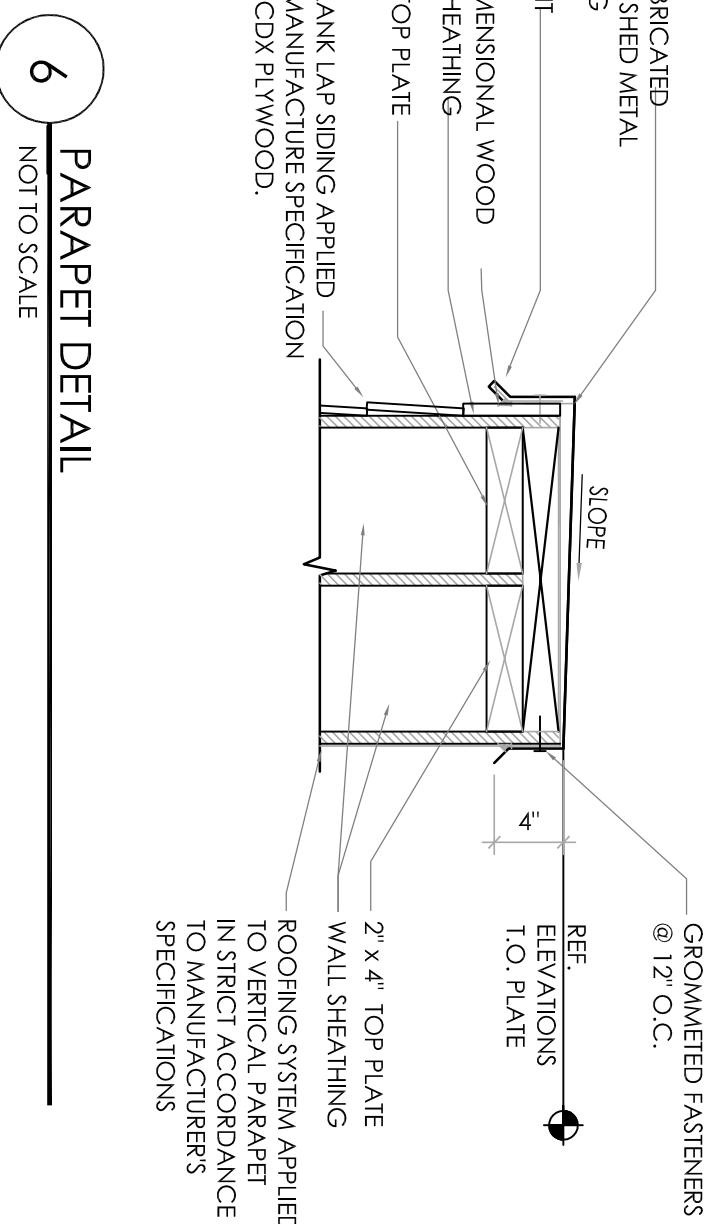
CANOPY SECTION VIEW
SCALE: 1" = 1'-0"



CANOPY SECTION THE ROD SUPPORT
SCALE: 1" = 1'-0"



CANOPY THE ROD SUPPORT DETAIL
SCALE: 1" = 1'-0"



6 PARAPET DETAIL
NOT TO SCALE

<p>BURGER KING CORPORATION</p>	<p>TECHNICAL GROUP, INC. 37716 Hills Tech Drive Farmington Hills, MI 48331 (248) 426-8000 FAX (248) 426-7004</p>	<p>PROJECT BURGER KING #886 1912 S. MISSION RD MT. PLEASANT, MI 48858</p> <p>SHEET TITLE WALL SECTIONS & DETAILS</p>	<p>NO. 1 DATE 6.28.16 BY DB NOTES SUBMITTED FOR PERMIT</p>	<p>DATE 04.05.16</p>	<p>Scale: AS NOTED</p>	<p>Checked: JS</p>	<p>Drawn: BY/TC</p>	<p>No.</p>	<p>Date</p>	<p>By</p>	<p>Notes</p>
								<p>1</p>	<p>6.28.16</p>	<p>DB</p>	<p>SUBMITTED FOR PERMIT</p>

JOB # TG-16379
SHEET A-6

DIRECTORY OF MANUFACTURERS AND SUPPLIERS

THIS LIST IS INTENDED TO ASSIST THE CONTRACTOR IN SOURCING BUILDING MATERIALS AND PRODUCTS. IN MANY CASES APPROVED BURGER KING MATERIALS AND PRODUCTS MAY BE PURCHASED DIRECTLY FROM THESE SOURCES AT A NATIONAL ACCOUNTS PRICE FOR A COMPLETE LISTING OF APPROVED MANUFACTURERS, SEE PLANS AND SPECIFICATIONS + VISIT RSI'S eREDBOOK

DIVISION 4 - MASONRY	DIVISION 9 - FINISHES	DIVISION 15 - MECHANICAL	DIVISION 16 - ELECTRICAL	SIGN, EQUIP, PLAYGROUND & DECOR	SIGN, EQUIP... (CONTINUED)					
<p>FACE BRICK CO. (FACE BRICK) P.O. BOX 425 713-891-4651 703-975-1234 (N TEXAS)</p> <p>BEIDEN BRICK CO. (FACE BRICK) 700 WEST TUCKAWAS COLUMBIAN, TX 75824 800-456-0031</p>	<p>TRISTATE BRICK & BLOCK, LLC. (RETIRED BLOCK) 417 EAST ST. CATHERINE ST. LOUISVILLE, KY 40203 502-580-7971</p> <p>GLEN GERY BRICK (FACE BRICK) P.O. BOX 7001 WYOMISSING, PA 19104-0001 610-331-4401</p>	<p>INTERSTATE TILE COMPANY (FLOOR AND WALL TILE) 2333 SOUTH JUPITER ROAD LOUISVILLE, KY 40203 502-580-7971</p> <p>DA-TELE TILE (FLOOR TILE) 1707 OLD OCEANBOULEVARD WEST PALM BEACH, FL 33409 561-548-5675</p>	<p>FLORIDA FINISHES (FLOOR AND WALL TILE) 789 LINDS AVE. BROOKTON, NJ 08020 609-426-5542</p> <p>UNIVERSAL MANUFACTURING (FLOOR TILE) 3366 CRESTVIEW RD. SUNNYVALE, CA 95086 901-456-5881 EXT. 105 800-821-1414 EXT. 105</p>	<p>HEATHER BARBER INC. (PAINT, COATINGS) 5790 HOFFNER AVENUE, SUITE 301 ORLANDO, FL 32822 800-943-9900 EXT. 302</p> <p>CELESTIAL TILE CO. (FLOOR TILE) 1199 BRUNNEN JANICE, TX 75439-6551 jeh@celestialtile.com</p>	<p>PHENIX TILE (FLOOR TILE) 3366 CRESTVIEW RD. SUNNYVALE, CA 95086 901-456-5881 EXT. 105 800-821-1414 EXT. 105</p> <p>WATER HEATERS - CONDON (CO.) (WATER HEATERS) 1031 N. 38TH STREET IRVING, TX 75038 972-719-9500</p>	<p>PERINARBY VENTILATOR INC. (ROOF EXHAUST FANS) 1401 NORTH PLANO ROAD RICHARDSON, TX 75081 972-497-2488</p> <p>SELECTO SCIENTIFIC INC. (ELECTRICAL) 5923 PEACOCK RD. ELDON, SUITE 8 OLDSMAR, FL 32052 770-448-2433</p>	<p>SECURITY LIGHTING (INTERIOR AND EXTERIOR LIGHTING) 1000 ALVAHURST ROAD CHICKENNAH, OR 97009 503-946-7800 EXT. 3035</p> <p>SECURITY PRODUCTS INC. (REAR DOOR ALARMS) 3099 CORREAL DRIVE SUITE B CORONA, CA 92614 949-462-2722</p>	<p>SECURITY LIGHTING (INTERIOR AND EXTERIOR LIGHTING) 1000 ALVAHURST ROAD CHICKENNAH, OR 97009 503-946-7800 EXT. 3035</p> <p>SECURITY PRODUCTS INC. (REAR DOOR ALARMS) 3099 CORREAL DRIVE SUITE B CORONA, CA 92614 949-462-2722</p>	<p>INTEGRATED CONTROL CORP. (KITCHEN HANDLES) 748 PARK AVENUE HUNTERDON, NJ 07114 908-282-1100 OR 877-422-8788</p> <p>DIANE MANUFACTURING (FLOORING) 2700 CANTON DRIVE ST. LOUIS, MO 63102 314-231-1130 EXT. 335 800-732-5833</p>	<p>CHARTR HOUSE INC. (SIGN & DECOR) SERVING & DECOR SUITE 1000 HOLLAND, MI 49423 BAER TLM 800-341-7-659</p> <p>SEANING CONCERS (SEANING & DECOR) 125 CONNELL STREET ROCKFORD, IL 61103 815-792-7980</p>
<p>DIVISION 5 - METALS</p> <p>ADSON STEEL (STRUCTURAL STEEL) 7311 OVERLAND ROAD COLUMBIAN, TX 75824 409-576-9634</p>	<p>WISCO (METAL FASCIA, SOFFITS) 12102 CORPORADO DRIVE MULLEN, MS 39228 800-581-9649</p>	<p>WEATHER BARBER INC. (PAINT, COATINGS) 5790 HOFFNER AVENUE, SUITE 301 ORLANDO, FL 32822 800-943-9900 EXT. 302</p> <p>CELESTIAL TILE CO. (FLOOR TILE) 1199 BRUNNEN JANICE, TX 75439-6551 jeh@celestialtile.com</p>	<p>SECURITY LIGHTING (INTERIOR AND EXTERIOR LIGHTING) 1000 ALVAHURST ROAD CHICKENNAH, OR 97009 503-946-7800 EXT. 3035</p> <p>SECURITY PRODUCTS INC. (REAR DOOR ALARMS) 3099 CORREAL DRIVE SUITE B CORONA, CA 92614 949-462-2722</p>	<p>INTEGRATED CONTROL CORP. (KITCHEN HANDLES) 748 PARK AVENUE HUNTERDON, NJ 07114 908-282-1100 OR 877-422-8788</p> <p>DIANE MANUFACTURING (FLOORING) 2700 CANTON DRIVE ST. LOUIS, MO 63102 314-231-1130 EXT. 335 800-732-5833</p>	<p>CHARTR HOUSE INC. (SIGN & DECOR) SERVING & DECOR SUITE 1000 HOLLAND, MI 49423 BAER TLM 800-341-7-659</p> <p>SEANING CONCERS (SEANING & DECOR) 125 CONNELL STREET ROCKFORD, IL 61103 815-792-7980</p>					
<p>DIVISION 6 - WOOD/PLASTICS</p> <p>JAMES HARDIE BUILDING PRODUCTS INC. (FIBER CEMENT) 1251 LA QUINLAN DRIVE SUITE 218 ORLANDO, FL 32809 800-942-7343</p>	<p>INTERSTATE TILE COMPANY (FLOOR AND WALL TILE) 2333 SOUTH JUPITER ROAD LOUISVILLE, KY 40203 502-580-7971</p>	<p>WEATHER BARBER INC. (PAINT, COATINGS) 5790 HOFFNER AVENUE, SUITE 301 ORLANDO, FL 32822 800-943-9900 EXT. 302</p> <p>CELESTIAL TILE CO. (FLOOR TILE) 1199 BRUNNEN JANICE, TX 75439-6551 jeh@celestialtile.com</p>	<p>SECURITY LIGHTING (INTERIOR AND EXTERIOR LIGHTING) 1000 ALVAHURST ROAD CHICKENNAH, OR 97009 503-946-7800 EXT. 3035</p> <p>SECURITY PRODUCTS INC. (REAR DOOR ALARMS) 3099 CORREAL DRIVE SUITE B CORONA, CA 92614 949-462-2722</p>	<p>INTEGRATED CONTROL CORP. (KITCHEN HANDLES) 748 PARK AVENUE HUNTERDON, NJ 07114 908-282-1100 OR 877-422-8788</p> <p>DIANE MANUFACTURING (FLOORING) 2700 CANTON DRIVE ST. LOUIS, MO 63102 314-231-1130 EXT. 335 800-732-5833</p>	<p>CHARTR HOUSE INC. (SIGN & DECOR) SERVING & DECOR SUITE 1000 HOLLAND, MI 49423 BAER TLM 800-341-7-659</p> <p>SEANING CONCERS (SEANING & DECOR) 125 CONNELL STREET ROCKFORD, IL 61103 815-792-7980</p>					
<p>DIVISION 7 - THERM MOISTURE PROTCT.</p> <p>INTERSTATE TILE COMPANY (FLOOR AND WALL TILE) 2333 SOUTH JUPITER ROAD LOUISVILLE, KY 40203 502-580-7971</p>	<p>INTERSTATE TILE COMPANY (FLOOR AND WALL TILE) 2333 SOUTH JUPITER ROAD LOUISVILLE, KY 40203 502-580-7971</p>	<p>WEATHER BARBER INC. (PAINT, COATINGS) 5790 HOFFNER AVENUE, SUITE 301 ORLANDO, FL 32822 800-943-9900 EXT. 302</p> <p>CELESTIAL TILE CO. (FLOOR TILE) 1199 BRUNNEN JANICE, TX 75439-6551 jeh@celestialtile.com</p>	<p>SECURITY LIGHTING (INTERIOR AND EXTERIOR LIGHTING) 1000 ALVAHURST ROAD CHICKENNAH, OR 97009 503-946-7800 EXT. 3035</p> <p>SECURITY PRODUCTS INC. (REAR DOOR ALARMS) 3099 CORREAL DRIVE SUITE B CORONA, CA 92614 949-462-2722</p>	<p>INTEGRATED CONTROL CORP. (KITCHEN HANDLES) 748 PARK AVENUE HUNTERDON, NJ 07114 908-282-1100 OR 877-422-8788</p> <p>DIANE MANUFACTURING (FLOORING) 2700 CANTON DRIVE ST. LOUIS, MO 63102 314-231-1130 EXT. 335 800-732-5833</p>	<p>CHARTR HOUSE INC. (SIGN & DECOR) SERVING & DECOR SUITE 1000 HOLLAND, MI 49423 BAER TLM 800-341-7-659</p> <p>SEANING CONCERS (SEANING & DECOR) 125 CONNELL STREET ROCKFORD, IL 61103 815-792-7980</p>					
<p>DIVISION 8 - DOORS AND WINDOWS</p> <p>ALUMINUM (SCREENED DOORS) WAAHACHEE, TX 75156-5974 800-627-4400</p> <p>YANNEER CO., INC. (P.O. BOX 514) JONESBORO, GA 30237 770-478-8841</p>	<p>INTERSTATE TILE COMPANY (FLOOR AND WALL TILE) 2333 SOUTH JUPITER ROAD LOUISVILLE, KY 40203 502-580-7971</p>	<p>WEATHER BARBER INC. (PAINT, COATINGS) 5790 HOFFNER AVENUE, SUITE 301 ORLANDO, FL 32822 800-943-9900 EXT. 302</p> <p>CELESTIAL TILE CO. (FLOOR TILE) 1199 BRUNNEN JANICE, TX 75439-6551 jeh@celestialtile.com</p>	<p>SECURITY LIGHTING (INTERIOR AND EXTERIOR LIGHTING) 1000 ALVAHURST ROAD CHICKENNAH, OR 97009 503-946-7800 EXT. 3035</p> <p>SECURITY PRODUCTS INC. (REAR DOOR ALARMS) 3099 CORREAL DRIVE SUITE B CORONA, CA 92614 949-462-2722</p>	<p>INTEGRATED CONTROL CORP. (KITCHEN HANDLES) 748 PARK AVENUE HUNTERDON, NJ 07114 908-282-1100 OR 877-422-8788</p> <p>DIANE MANUFACTURING (FLOORING) 2700 CANTON DRIVE ST. LOUIS, MO 63102 314-231-1130 EXT. 335 800-732-5833</p>	<p>CHARTR HOUSE INC. (SIGN & DECOR) SERVING & DECOR SUITE 1000 HOLLAND, MI 49423 BAER TLM 800-341-7-659</p> <p>SEANING CONCERS (SEANING & DECOR) 125 CONNELL STREET ROCKFORD, IL 61103 815-792-7980</p>					
<p>DIVISION 9 - FINISHES</p> <p>INTERSTATE TILE COMPANY (FLOOR AND WALL TILE) 2333 SOUTH JUPITER ROAD LOUISVILLE, KY 40203 502-580-7971</p>	<p>INTERSTATE TILE COMPANY (FLOOR AND WALL TILE) 2333 SOUTH JUPITER ROAD LOUISVILLE, KY 40203 502-580-7971</p>	<p>WEATHER BARBER INC. (PAINT, COATINGS) 5790 HOFFNER AVENUE, SUITE 301 ORLANDO, FL 32822 800-943-9900 EXT. 302</p> <p>CELESTIAL TILE CO. (FLOOR TILE) 1199 BRUNNEN JANICE, TX 75439-6551 jeh@celestialtile.com</p>	<p>SECURITY LIGHTING (INTERIOR AND EXTERIOR LIGHTING) 1000 ALVAHURST ROAD CHICKENNAH, OR 97009 503-946-7800 EXT. 3035</p> <p>SECURITY PRODUCTS INC. (REAR DOOR ALARMS) 3099 CORREAL DRIVE SUITE B CORONA, CA 92614 949-462-2722</p>	<p>INTEGRATED CONTROL CORP. (KITCHEN HANDLES) 748 PARK AVENUE HUNTERDON, NJ 07114 908-282-1100 OR 877-422-8788</p> <p>DIANE MANUFACTURING (FLOORING) 2700 CANTON DRIVE ST. LOUIS, MO 63102 314-231-1130 EXT. 335 800-732-5833</p>	<p>CHARTR HOUSE INC. (SIGN & DECOR) SERVING & DECOR SUITE 1000 HOLLAND, MI 49423 BAER TLM 800-341-7-659</p> <p>SEANING CONCERS (SEANING & DECOR) 125 CONNELL STREET ROCKFORD, IL 61103 815-792-7980</p>					
<p>DIVISION 10 - SPECIALTIES</p> <p>FORBICK PRODUCTS (FLOOR AND WALL TILE) PMP DISTRIBUTORS BOB KEISER 800-257-7137 EXT. 311 330-344-7561</p> <p>AMERICAN STANDARD (RESTROOM ACCESSORIES) 1 CENTINIAL AVENUE PISCATAWAY, NJ 08854 732-993-5234</p>	<p>INTERSTATE TILE COMPANY (FLOOR AND WALL TILE) 2333 SOUTH JUPITER ROAD LOUISVILLE, KY 40203 502-580-7971</p>	<p>WEATHER BARBER INC. (PAINT, COATINGS) 5790 HOFFNER AVENUE, SUITE 301 ORLANDO, FL 32822 800-943-9900 EXT. 302</p> <p>CELESTIAL TILE CO. (FLOOR TILE) 1199 BRUNNEN JANICE, TX 75439-6551 jeh@celestialtile.com</p>	<p>SECURITY LIGHTING (INTERIOR AND EXTERIOR LIGHTING) 1000 ALVAHURST ROAD CHICKENNAH, OR 97009 503-946-7800 EXT. 3035</p> <p>SECURITY PRODUCTS INC. (REAR DOOR ALARMS) 3099 CORREAL DRIVE SUITE B CORONA, CA 92614 949-462-2722</p>	<p>INTEGRATED CONTROL CORP. (KITCHEN HANDLES) 748 PARK AVENUE HUNTERDON, NJ 07114 908-282-1100 OR 877-422-8788</p> <p>DIANE MANUFACTURING (FLOORING) 2700 CANTON DRIVE ST. LOUIS, MO 63102 314-231-1130 EXT. 335 800-732-5833</p>	<p>CHARTR HOUSE INC. (SIGN & DECOR) SERVING & DECOR SUITE 1000 HOLLAND, MI 49423 BAER TLM 800-341-7-659</p> <p>SEANING CONCERS (SEANING & DECOR) 125 CONNELL STREET ROCKFORD, IL 61103 815-792-7980</p>					
<p>DIVISION 11 - ELECTRICAL</p> <p>INDUSTRIES INC. (INTERIOR AND EXTERIOR LIGHTING) 1000 ALVAHURST ROAD CHICKENNAH, OR 97009 503-946-7800 EXT. 3035</p> <p>SECURITY PRODUCTS INC. (REAR DOOR ALARMS) 3099 CORREAL DRIVE SUITE B CORONA, CA 92614 949-462-2722</p>	<p>INTERSTATE TILE COMPANY (FLOOR AND WALL TILE) 2333 SOUTH JUPITER ROAD LOUISVILLE, KY 40203 502-580-7971</p>	<p>WEATHER BARBER INC. (PAINT, COATINGS) 5790 HOFFNER AVENUE, SUITE 301 ORLANDO, FL 32822 800-943-9900 EXT. 302</p> <p>CELESTIAL TILE CO. (FLOOR TILE) 1199 BRUNNEN JANICE, TX 75439-6551 jeh@celestialtile.com</p>	<p>SECURITY LIGHTING (INTERIOR AND EXTERIOR LIGHTING) 1000 ALVAHURST ROAD CHICKENNAH, OR 97009 503-946-7800 EXT. 3035</p> <p>SECURITY PRODUCTS INC. (REAR DOOR ALARMS) 3099 CORREAL DRIVE SUITE B CORONA, CA 92614 949-462-2722</p>	<p>INTEGRATED CONTROL CORP. (KITCHEN HANDLES) 748 PARK AVENUE HUNTERDON, NJ 07114 908-282-1100 OR 877-422-8788</p> <p>DIANE MANUFACTURING (FLOORING) 2700 CANTON DRIVE ST. LOUIS, MO 63102 314-231-1130 EXT. 335 800-732-5833</p>	<p>CHARTR HOUSE INC. (SIGN & DECOR) SERVING & DECOR SUITE 1000 HOLLAND, MI 49423 BAER TLM 800-341-7-659</p> <p>SEANING CONCERS (SEANING & DECOR) 125 CONNELL STREET ROCKFORD, IL 61103 815-792-7980</p>					
<p>DIVISION 12 - ELECTRICAL</p> <p>INDUSTRIES INC. (INTERIOR AND EXTERIOR LIGHTING) 1000 ALVAHURST ROAD CHICKENNAH, OR 97009 503-946-7800 EXT. 3035</p> <p>SECURITY PRODUCTS INC. (REAR DOOR ALARMS) 3099 CORREAL DRIVE SUITE B CORONA, CA 92614 949-462-2722</p>	<p>INTERSTATE TILE COMPANY (FLOOR AND WALL TILE) 2333 SOUTH JUPITER ROAD LOUISVILLE, KY 40203 502-580-7971</p>	<p>WEATHER BARBER INC. (PAINT, COATINGS) 5790 HOFFNER AVENUE, SUITE 301 ORLANDO, FL 32822 800-943-9900 EXT. 302</p> <p>CELESTIAL TILE CO. (FLOOR TILE) 1199 BRUNNEN JANICE, TX 75439-6551 jeh@celestialtile.com</p>	<p>SECURITY LIGHTING (INTERIOR AND EXTERIOR LIGHTING) 1000 ALVAHURST ROAD CHICKENNAH, OR 97009 503-946-7800 EXT. 3035</p> <p>SECURITY PRODUCTS INC. (REAR DOOR ALARMS) 3099 CORREAL DRIVE SUITE B CORONA, CA 92614 949-462-2722</p>	<p>INTEGRATED CONTROL CORP. (KITCHEN HANDLES) 748 PARK AVENUE HUNTERDON, NJ 07114 908-282-1100 OR 877-422-8788</p> <p>DIANE MANUFACTURING (FLOORING) 2700 CANTON DRIVE ST. LOUIS, MO 63102 314-231-1130 EXT. 335 800-732-5833</p>	<p>CHARTR HOUSE INC. (SIGN & DECOR) SERVING & DECOR SUITE 1000 HOLLAND, MI 49423 BAER TLM 800-341-7-659</p> <p>SEANING CONCERS (SEANING & DECOR) 125 CONNELL STREET ROCKFORD, IL 61103 815-792-7980</p>					
<p>DIVISION 13 - ELECTRICAL</p> <p>INDUSTRIES INC. (INTERIOR AND EXTERIOR LIGHTING) 1000 ALVAHURST ROAD CHICKENNAH, OR 97009 503-946-7800 EXT. 3035</p> <p>SECURITY PRODUCTS INC. (REAR DOOR ALARMS) 3099 CORREAL DRIVE SUITE B CORONA, CA 92614 949-462-2722</p>	<p>INTERSTATE TILE COMPANY (FLOOR AND WALL TILE) 2333 SOUTH JUPITER ROAD LOUISVILLE, KY 40203 502-580-7971</p>	<p>WEATHER BARBER INC. (PAINT, COATINGS) 5790 HOFFNER AVENUE, SUITE 301 ORLANDO, FL 32822 800-943-9900 EXT. 302</p> <p>CELESTIAL TILE CO. (FLOOR TILE) 1199 BRUNNEN JANICE, TX 75439-6551 jeh@celestialtile.com</p>	<p>SECURITY LIGHTING (INTERIOR AND EXTERIOR LIGHTING) 1000 ALVAHURST ROAD CHICKENNAH, OR 97009 503-946-7800 EXT. 3035</p> <p>SECURITY PRODUCTS INC. (REAR DOOR ALARMS) 3099 CORREAL DRIVE SUITE B CORONA, CA 92614 949-462-2722</p>	<p>INTEGRATED CONTROL CORP. (KITCHEN HANDLES) 748 PARK AVENUE HUNTERDON, NJ 07114 908-282-1100 OR 877-422-8788</p> <p>DIANE MANUFACTURING (FLOORING) 2700 CANTON DRIVE ST. LOUIS, MO 63102 314-231-1130 EXT. 335 800-732-5833</p>	<p>CHARTR HOUSE INC. (SIGN & DECOR) SERVING & DECOR SUITE 1000 HOLLAND, MI 49423 BAER TLM 800-341-7-659</p> <p>SEANING CONCERS (SEANING & DECOR) 125 CONNELL STREET ROCKFORD, IL 61103 815-792-7980</p>					
<p>DIVISION 14 - ELECTRICAL</p> <p>INDUSTRIES INC. (INTERIOR AND EXTERIOR LIGHTING) 1000 ALVAHURST ROAD CHICKENNAH, OR 97009 503-946-7800 EXT. 3035</p> <p>SECURITY PRODUCTS INC. (REAR DOOR ALARMS) 3099 CORREAL DRIVE SUITE B CORONA, CA 92614 949-462-2722</p>	<p>INTERSTATE TILE COMPANY (FLOOR AND WALL TILE) 2333 SOUTH JUPITER ROAD LOUISVILLE, KY 40203 502-580-7971</p>	<p>WEATHER BARBER INC. (PAINT, COATINGS) 5790 HOFFNER AVENUE, SUITE 301 ORLANDO, FL 32822 800-943-9900 EXT. 302</p> <p>CELESTIAL TILE CO. (FLOOR TILE) 1199 BRUNNEN JANICE, TX 75439-6551 jeh@celestialtile.com</p>	<p>SECURITY LIGHTING (INTERIOR AND EXTERIOR LIGHTING) 1000 ALVAHURST ROAD CHICKENNAH, OR 97009 503-946-7800 EXT. 3035</p> <p>SECURITY PRODUCTS INC. (REAR DOOR ALARMS) 3099 CORREAL DRIVE SUITE B CORONA, CA 92614 949-462-2722</p>	<p>INTEGRATED CONTROL CORP. (KITCHEN HANDLES) 748 PARK AVENUE HUNTERDON, NJ 07114 908-282-1100 OR 877-422-8788</p> <p>DIANE MANUFACTURING (FLOORING) 2700 CANTON DRIVE ST. LOUIS, MO 63102 314-231-1130 EXT. 335 800-732-5833</p>	<p>CHARTR HOUSE INC. (SIGN & DECOR) SERVING & DECOR SUITE 1000 HOLLAND, MI 49423 BAER TLM 800-341-7-659</p> <p>SEANING CONCERS (SEANING & DECOR) 125 CONNELL STREET ROCKFORD, IL 61103 815-792-7980</p>					
<p>DIVISION 15 - ELECTRICAL</p> <p>INDUSTRIES INC. (INTERIOR AND EXTERIOR LIGHTING) 1000 ALVAHURST ROAD CHICKENNAH, OR 97009 503-946-7800 EXT. 3035</p> <p>SECURITY PRODUCTS INC. (REAR DOOR ALARMS) 3099 CORREAL DRIVE SUITE B CORONA, CA 92614 949-462-2722</p>	<p>INTERSTATE TILE COMPANY (FLOOR AND WALL TILE) 2333 SOUTH JUPITER ROAD LOUISVILLE, KY 40203 502-580-7971</p>	<p>WEATHER BARBER INC. (PAINT, COATINGS) 5790 HOFFNER AVENUE, SUITE 301 ORLANDO, FL 32822 800-943-9900 EXT. 302</p> <p>CELESTIAL TILE CO. (FLOOR TILE) 1199 BRUNNEN JANICE, TX 75439-6551 jeh@celestialtile.com</p>	<p>SECURITY LIGHTING (INTERIOR AND EXTERIOR LIGHTING) 1000 ALVAHURST ROAD CHICKENNAH, OR 97009 503-946-7800 EXT. 3035</p> <p>SECURITY PRODUCTS INC. (REAR DOOR ALARMS) 3099 CORREAL DRIVE SUITE B CORONA, CA 92614 949-462-2722</p>	<p>INTEGRATED CONTROL CORP. (KITCHEN HANDLES) 748 PARK AVENUE HUNTERDON, NJ 07114 908-282-1100 OR 877-422-8788</p> <p>DIANE MANUFACTURING (FLOORING) 2700 CANTON DRIVE ST. LOUIS, MO 63102 314-231-1130 EXT. 335 800-732-5833</p>	<p>CHARTR HOUSE INC. (SIGN & DECOR) SERVING & DECOR SUITE 1000 HOLLAND, MI 49423 BAER TLM 800-341-7-659</p> <p>SEANING CONCERS (SEANING & DECOR) 125 CONNELL STREET ROCKFORD, IL 61103 815-792-7980</p>					
<p>DIVISION 16 - ELECTRICAL</p> <p>INDUSTRIES INC. (INTERIOR AND EXTERIOR LIGHTING) 1000 ALVAHURST ROAD CHICKENNAH, OR 97009 503-946-7800 EXT. 3035</p> <p>SECURITY PRODUCTS INC. (REAR DOOR ALARMS) 3099 CORREAL DRIVE SUITE B CORONA, CA 92614 949-462-2722</p>	<p>INTERSTATE TILE COMPANY (FLOOR AND WALL TILE) 2333 SOUTH JUPITER ROAD LOUISVILLE, KY 40203 502-580-7971</p>	<p>WEATHER BARBER INC. (PAINT, COATINGS) 5790 HOFFNER AVENUE, SUITE 301 ORLANDO, FL 32822 800-943-9900 EXT. 302</p> <p>CELESTIAL TILE CO. (FLOOR TILE) 1199 BRUNNEN JANICE, TX 75439-6551 jeh@celestialtile.com</p>	<p>SECURITY LIGHTING (INTERIOR AND EXTERIOR LIGHTING) 1000 ALVAHURST ROAD CHICKENNAH, OR 97009 503-946-7800 EXT. 3035</p> <p>SECURITY PRODUCTS INC. (REAR DOOR ALARMS) 3099 CORREAL DRIVE SUITE B CORONA, CA 92614 949-462-2722</p>	<p>INTEGRATED CONTROL CORP. (KITCHEN HANDLES) 748 PARK AVENUE HUNTERDON, NJ 07114 908-282-1100 OR 877-422-8788</p> <p>DIANE MANUFACTURING (FLOORING) 2700 CANTON DRIVE ST. LOUIS, MO 63102 314-231-1130 EXT. 335 800-732-5833</p>	<p>CHARTR HOUSE INC. (SIGN & DECOR) SERVING & DECOR SUITE 1000 HOLLAND, MI 49423 BAER TLM 800-341-7-659</p> <p>SEANING CONCERS (SEANING & DECOR) 125 CONNELL STREET ROCKFORD, IL 61103 815-792-7980</p>					
<p>DIVISION 17 - ELECTRICAL</p> <p>INDUSTRIES INC. (INTERIOR AND EXTERIOR LIGHTING) 1000 ALVAHURST ROAD CHICKENNAH, OR 97009 503-946-7800 EXT. 3035</p> <p>SECURITY PRODUCTS INC. (REAR DOOR ALARMS) 3099 CORREAL DRIVE SUITE B CORONA, CA 92614 949-462-2722</p>	<p>INTERSTATE TILE COMPANY (FLOOR AND WALL TILE) 2333 SOUTH JUPITER ROAD LOUISVILLE, KY 40203 502-580-7971</p>	<p>WEATHER BARBER INC. (PAINT, COATINGS) 5790 HOFFNER AVENUE, SUITE 301 ORLANDO, FL 32822 800-943-9900 EXT. 302</p> <p>CELESTIAL TILE CO. (FLOOR TILE) 1199 BRUNNEN JANICE, TX 75439-6551 jeh@celestialtile.com</p>	<p>SECURITY LIGHTING (INTERIOR AND EXTERIOR LIGHTING) 1000 ALVAHURST ROAD CHICKENNAH, OR 97009 503-946-7800 EXT. 3035</p> <p>SECURITY PRODUCTS INC. (REAR DOOR ALARMS) 3099 CORREAL DRIVE SUITE B CORONA, CA 92614 949-462-2722</p>	<p>INTEGRATED CONTROL CORP. (KITCH</p>						

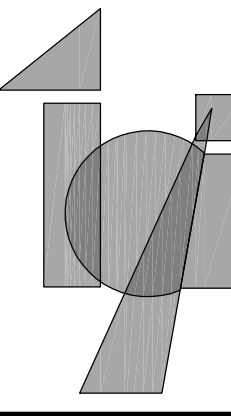
No.	Date	By	Notes
1	6.28.16	DB	SUBMITTED FOR PERMIT

Checked: JS
 Scale: AS NOTED
 Date: 04.05.16

ALL RIGHTS RESERVED. NO PART OF THESE DRAWINGS OR SPECIFICATIONS MAY BE COPIED, REPRODUCED OR USED IN CONNECTION WITH ANY WORK, OTHER THAN THE SPECIFIC PROJECT FOR WHICH THEY HAVE BEEN PREPARED, WITHOUT PRIOR WRITTEN AUTHORIZATION FROM THE ARCHITECT.



TECHNICAL GROUP, INC.
 37716 Hills Tech Drive
 Farmington Hills, MI 48331
 (248) 426-8000
 FAX (248) 426-7004



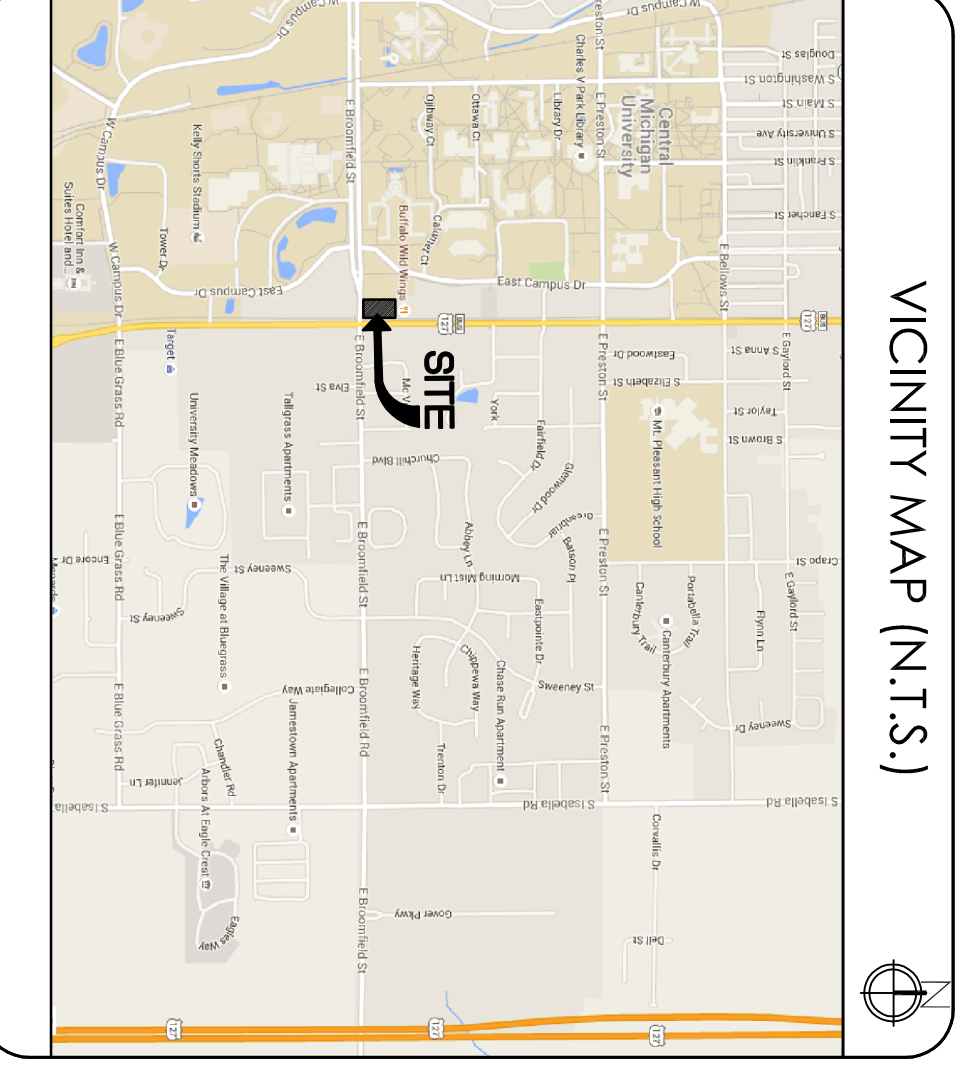
PROJECT
 BURGER KING #886
 1912 S. MISSION RD
 MT. PLEASANT, MI 48858

SHEET TITLE
 DEMO SITE PLAN

JOB #
 TG-16379

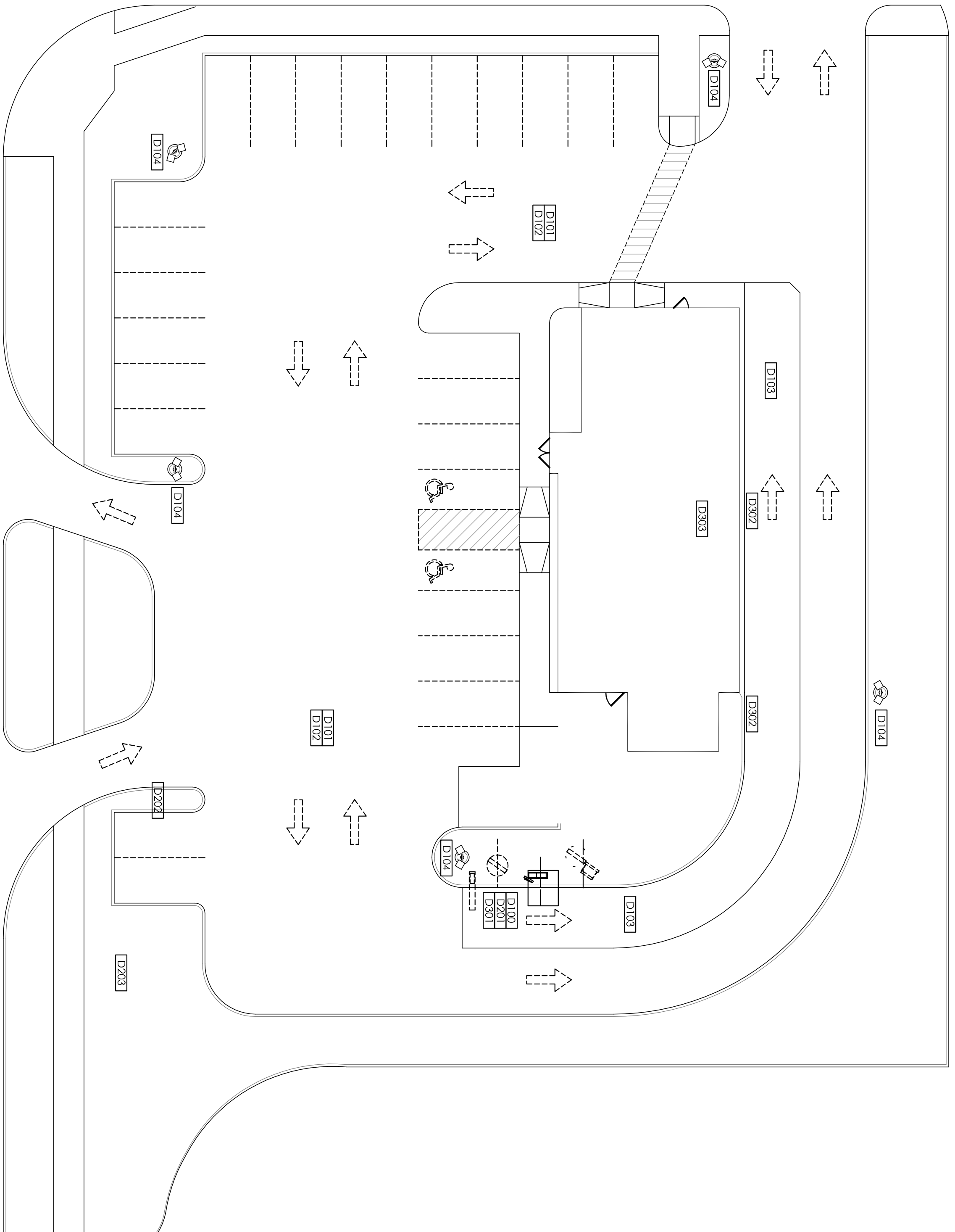
SHEET
 C-1

811
 KNOW WHAT IS BELOW
 CALL BEFORE YOU DIG



DEMO SCOPE OF WORK

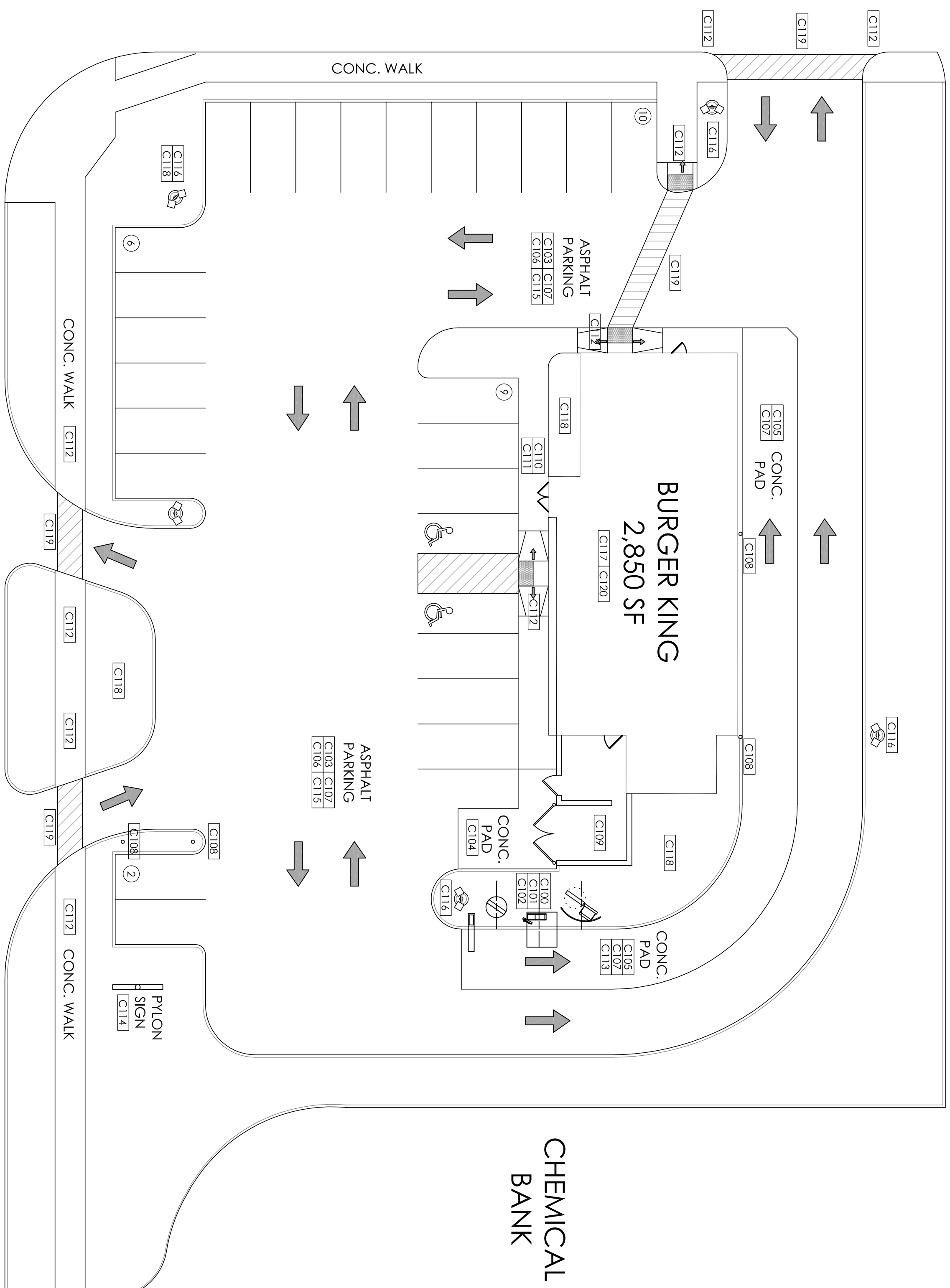
- SITE DEMO:**
- [D100] DEMO O.C.U. & FOUNDATION.
 - [D101] DEMO PARKING LOT STRIPING. PREPARE SURFACE FOR OVERLAY AND RE-STRIPRE AS NEEDED.
 - [D102] REPAIR DAMAGED CONCRETE CRACKS, DEPRESSIONS, CURBWORK, MANHOLES & DAMAGED CURBS, VERIFY LOCATIONS WITH BRC PROJECT MANAGER.
 - [D103] DEMO DAMAGED CONC. AT DRIVE THRU LANE.
 - [D104] DEMO DAMAGED/MISSING ELECTRICAL COVER PLATES.
- SIGN DEMO:**
- [D201] DEMO MENU BOARD.
 - [D202] STRAIGHTEN/RESET STEEL BOLLARDS AS NEEDED. CONSULT W/ BRC PROJECT MANAGER.
 - [D203] DEMO PYLON SIGN FACES AND BULBS.
- DRIVE THRU DEMO:**
- [D301] DEMO CLARENCE SIGN.
 - [D302] DEMO BOLLARDS AT DRIVE THRU WINDOWS. TO BE REINSTALLED AFTER COMPLETION OF FASCIADE UPGRADES.
 - [D303] DEMO EXISTING ROOFING SYSTEM.



1 DEMO SITE PLAN
 SCALE: 1/16



E. BROOMFIELD ST.

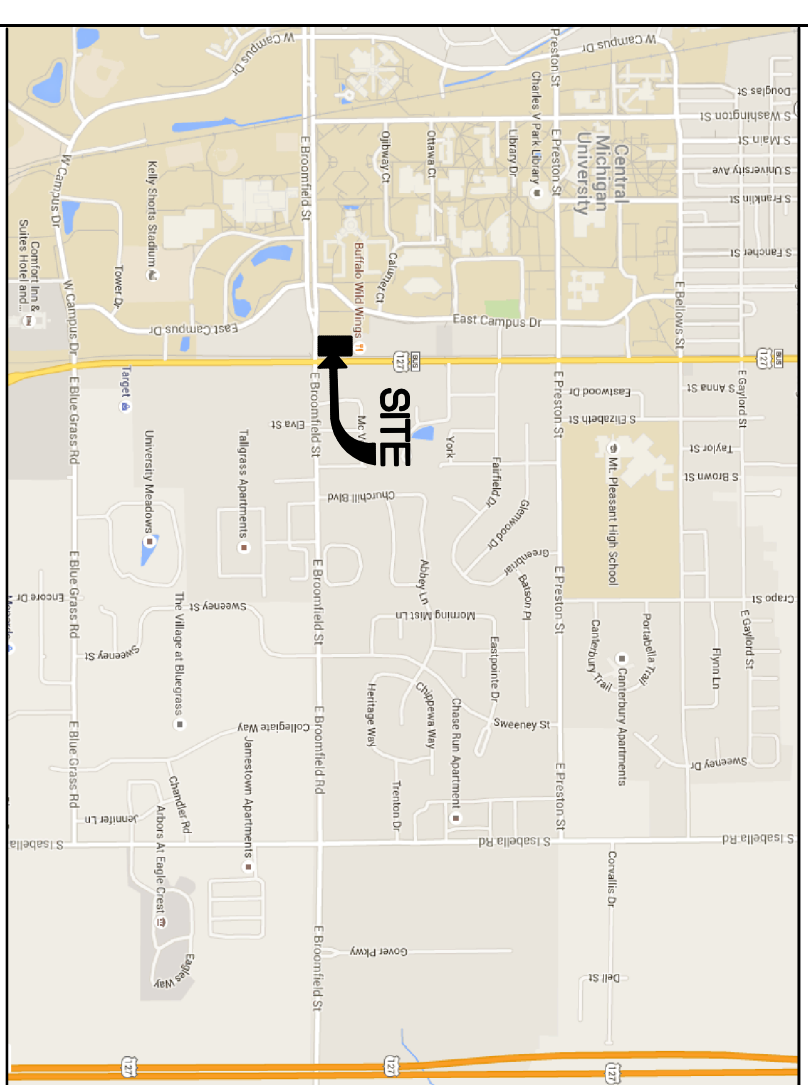


S. MISSION ST.

1 PROPOSED SITE PLAN
SCALE: 1/8" = 1'-0"



VICINITY MAP (N.T.S.)



SIGNAGE NOTES

- SIGN INSTALLER RESPONSIBILITIES:**
1. VERIFY ALL DRAWINGS ARE NECESSARY FOR SIGN PERMITS.
 2. APPLY FOR SIGN PERMITS AND OBTAIN ALL REQUIRED SIGN PERMITS.
 3. SET ANCHOR BOLTS OR BASE PLATES AS REQUIRED.
 4. COMPLETE SIGN INSTALLATION.
 5. REMOVE EXCESS DEBRIS. ROUGH GRADE AREA FOR LANDSCAPING.
- GENERAL CONTRACTOR:**
1. RESPOND TO ALL SIGN LOCATIONS AS REQUIRED.
 2. MAKE FINAL ELECTRICAL CONNECTIONS TO EACH SIGN.

SITE INFORMATION

OCCUPANCY TYPE: A-2, ASSEMBLY (UNSPRINKLED)
CONSTRUCTION TYPE: V-B, WOOD FRAME
TOTAL AREA OF BUILDING: 2,850 SQ FT

PROPOSED SCOPE OF WORK


- SITE DEMO:**
- C100. INSTALL CLEARANCE SIGN 20/20.
 - C101. INSTALL MENU BOARD DECORATIVE WALL AT DRIVE THRU PAINT MENU BOARD BLACK.
 - C102. INSTALL CANOPY WITH INTERNAL OCU TO REFLECT NEW IMAGE. REUSE FOUNDATION IF POSSIBLE.
 - C103. REPAIR CONCRETE CRACKS, DEPRESSIONS, CRUMBING SURFACES, & DAMAGED CURBS AND RE-SEAL. VERIFY LOCATIONS WITH BKC PROJECT MANAGER.
 - C104. REPAIR DAMAGED CONCRETE PAD AND CLEAN STAINS AT TRASH ENCLOSURE.
 - C105. REPAIR DAMAGED CONCRETE PAD AND CLEAN STAINS AT DRIVE THRU LANE.
 - C106. OVERLAY AND RESURFCE PARKING LOT AS PER LAYOUT.
 - C107. REPAINT DRIVE THRU MARKINGS AND ARROWS PER LAYOUT.
 - C108. INSTALL NEW BOLLARDS AT DRIVE THRU. REPAIR ALL OTHER BOLLARDS AS NECESSARY AND PAINT YELLOW PER LAYOUT.
 - C109. PAINT TRASH ENCLOSURE AND GATES. REFER TO SHEET A-2 FOR DETAILS.
 - C110. INSTALL ENTRY SNAP FRAMES - 2 REQUIRED AT ENTRANCE DOORS.
 - C111. INSTALL HOURS OF OPERATION SIGN - 2 REQUIRED.
 - C112. INSTALL NEW TRINCAED DOWNS AS PER ADA SPECIFICATIONS.
 - C113. INSTALL NEW TRASH RECEPT. W/ CHUTE AT DRIVE THRU.
 - C114. REPAINT Pylon SIGN POLE BLACK, AND CABINET SILVER AND INSTALL NEW FACES.
 - C115. VERIFY CATCH BASINS & DRAINAGE STRUCTURES ARE IN GOOD CONDITION. REPAIR/REPLACE IF NEEDED.
 - C116. PAINT LIGHT POLE BASES AND BASES BLACK AND RELAMP AS NEEDED.
 - C117. INSTALL 20/20 GRAPHICAL ELEMENTS.
 - C118. OWNER TO UPGRADE LANDSCAPING PER BKC RECOMMENDATIONS.
 - C119. ADD STRIPING TO CROSSWALKS AT ENTRY DRIVES.
 - C120. INSTALL NEW ROOFING SYSTEM.

No.	Date	By	Notes
1	6.28.16	DB	SUBMITTED FOR PERMIT

Checked by: C
Scale: AS NOTED
Date: 04.05.16



TECHNICAL GROUP, INC.
37716 Hills Tech Drive
Farmington Hills, MI 48331
(248) 426-8000
FAX (248) 426-7004



PROJECT
BURGER KING #886
1912 S. MISSION RD
MT. PLEASANT, MI 48858

SHEET TITLE
PROPOSED SITE PLAN

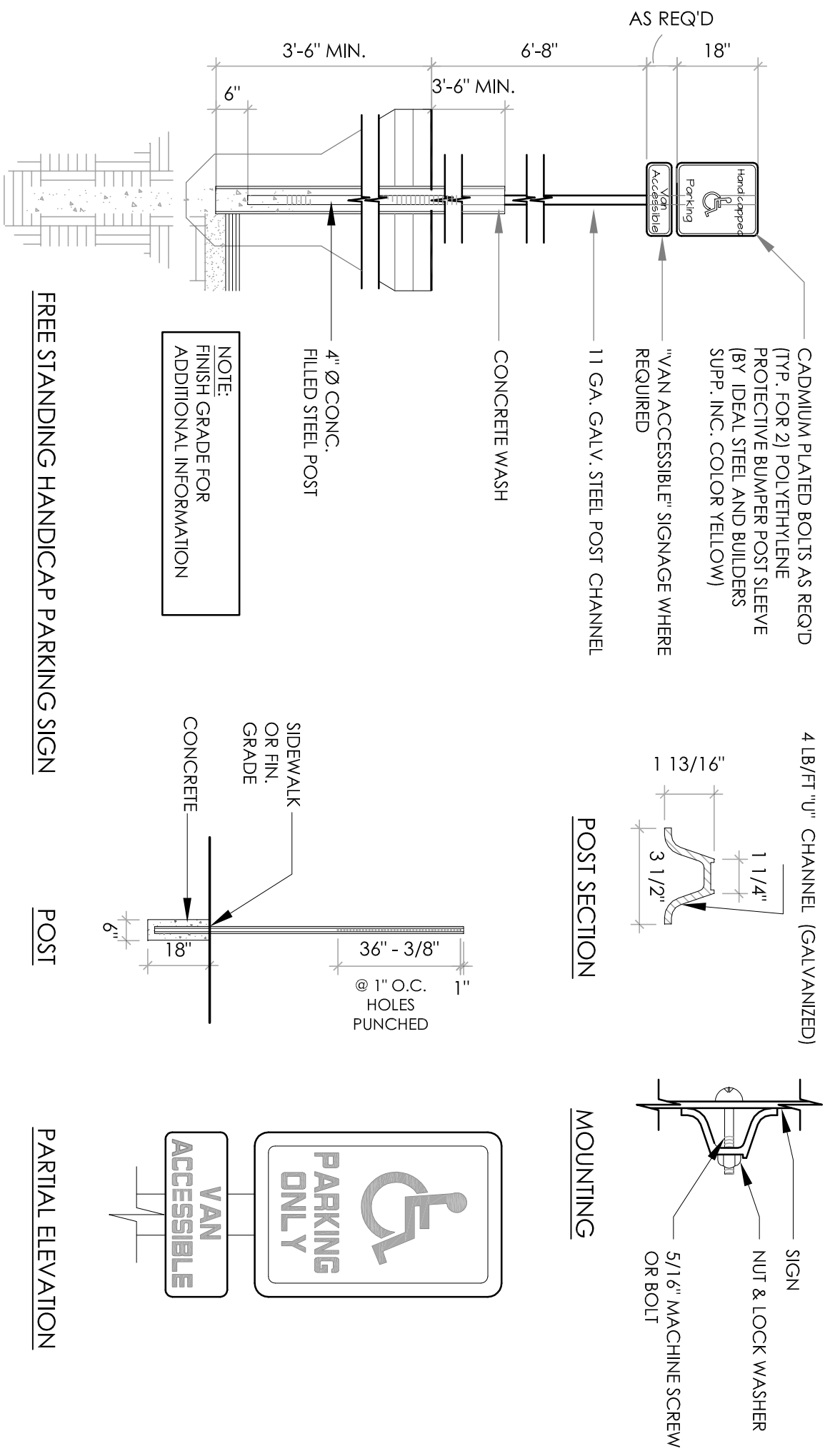
JOB #
TG-16379

SHEET
C-2

DO NOT SCALE THE PRINT. USE PROVIDED DIMENSIONS ONLY.

ALL RIGHTS RESERVED. NO PART OF THESE DRAWINGS OR SPECIFICATIONS MAY BE COPIED, REPRODUCED OR USED IN CONNECTION WITH ANY WORK OTHER THAN THE SPECIFIC PROJECT FOR WHICH THEY HAVE BEEN PREPARED. WITHOUT PRIOR WRITTEN AUTHORIZATION FROM THE ARCHITECT.

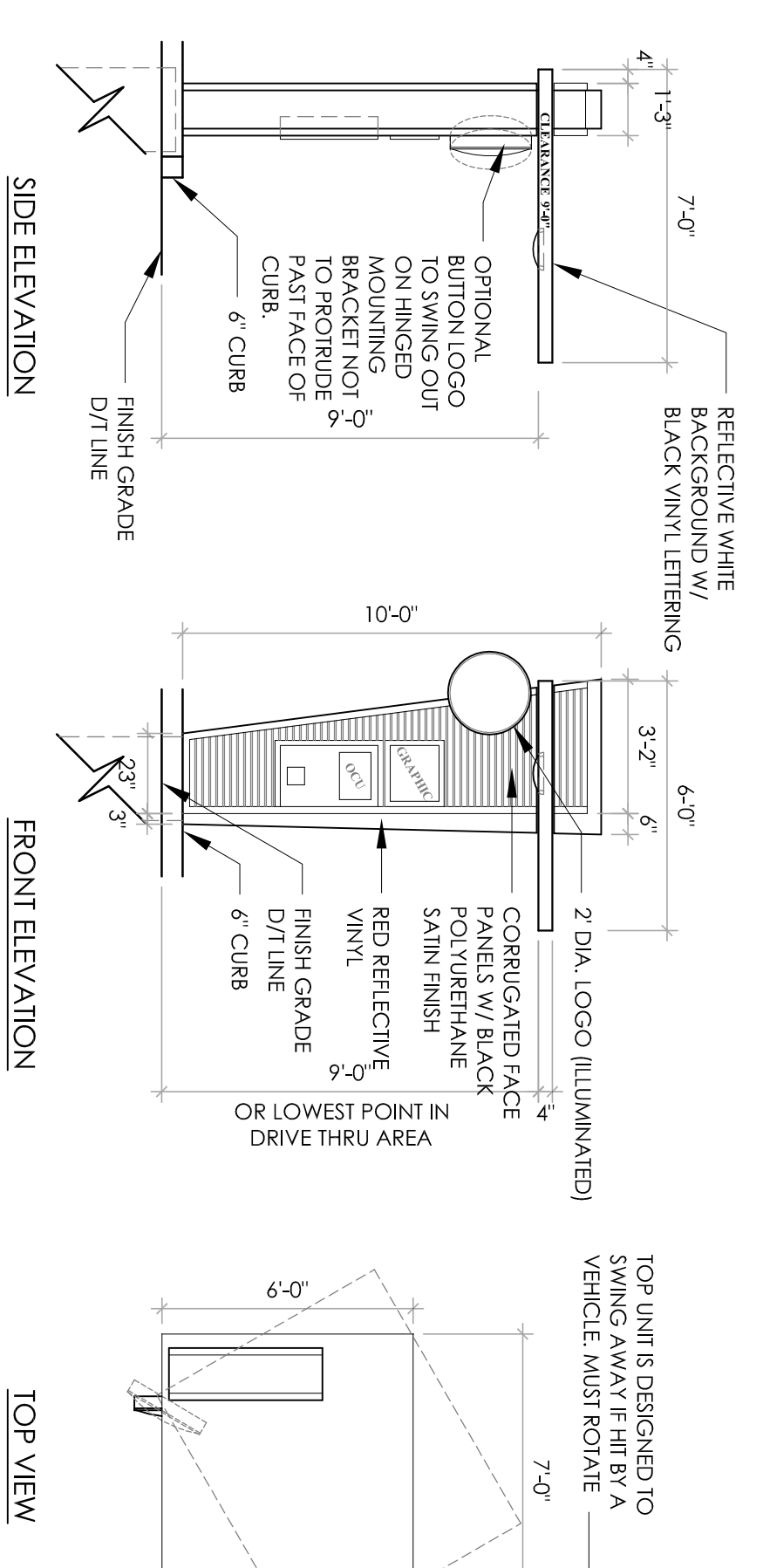
NOTE:
SIGN STRUCTURAL FOUNDATION AS REQUIRED
BY SITE CONDITIONS. DESIGN IS THE
RESPONSIBILITY OF THE SUBCONTRACTOR.



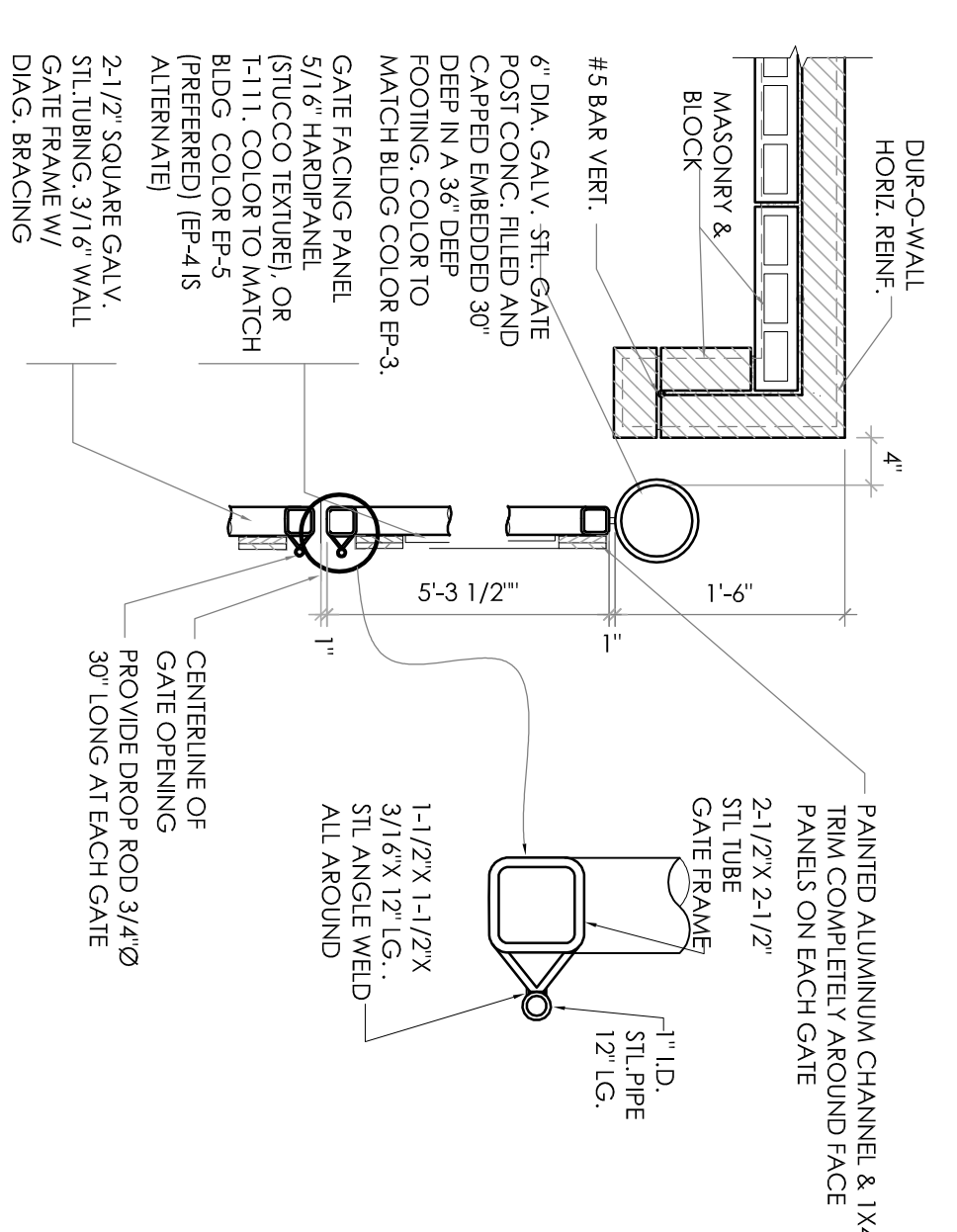
1 ACCESSIBLE PARKING, SIGN & RAMP DETAILS
SCALE: NO SCALE

NOTE:
SIGN STRUCTURAL FOUNDATION AS REQ. BY SITE CONDITIONS.
DESIGN IS THE RESPONSIBILITY OF THE SUBCONTRACTOR.

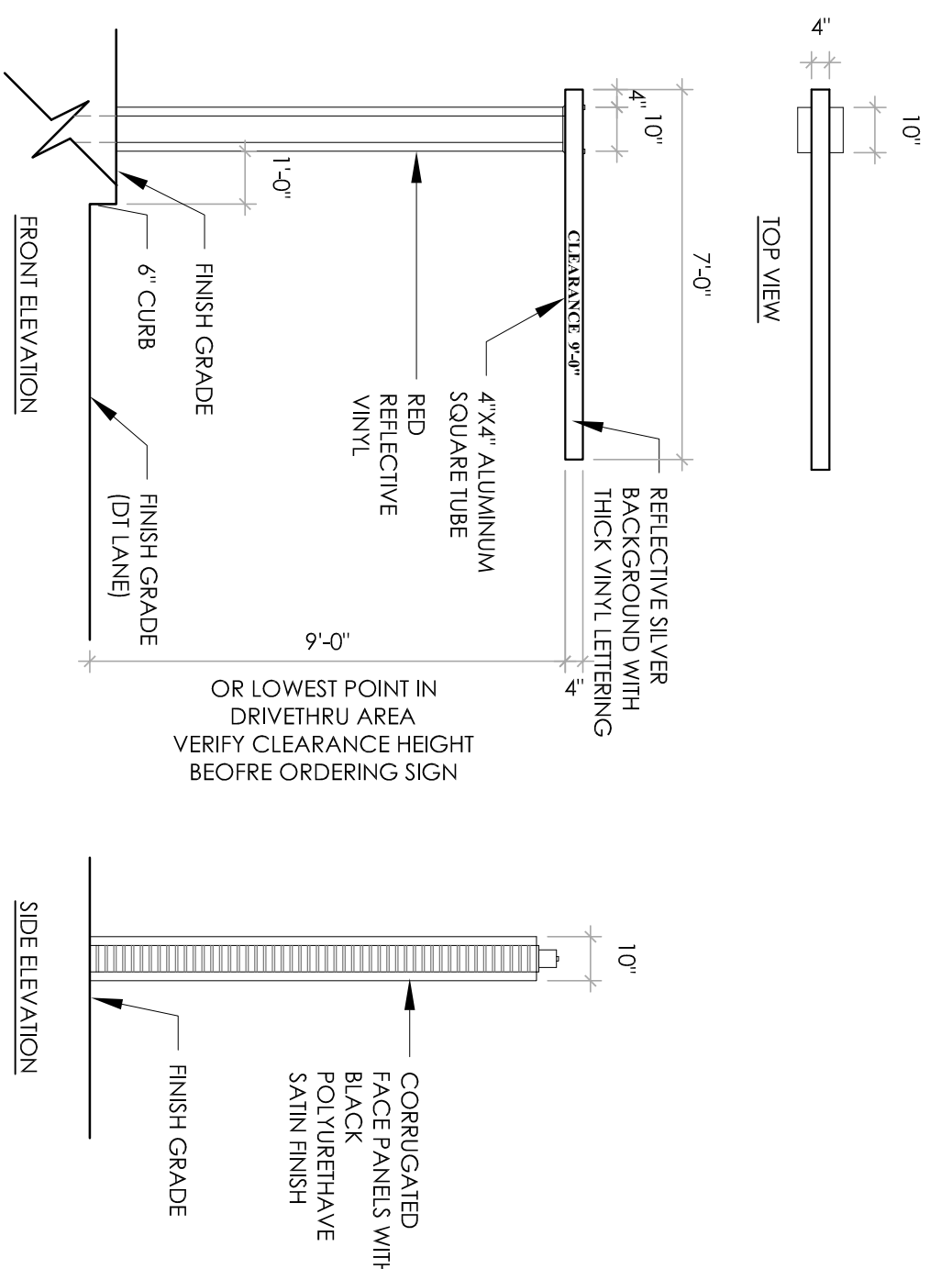
1. 120 VOLT 20 AMP ELECTRICAL SUPPLY TO SIGN
2. DATA CABLE FOR THE ACCUVIEW DISPLAY
3. BACK OF SIGN TO BE REMOVABLE FOR SERVICE ACCESS



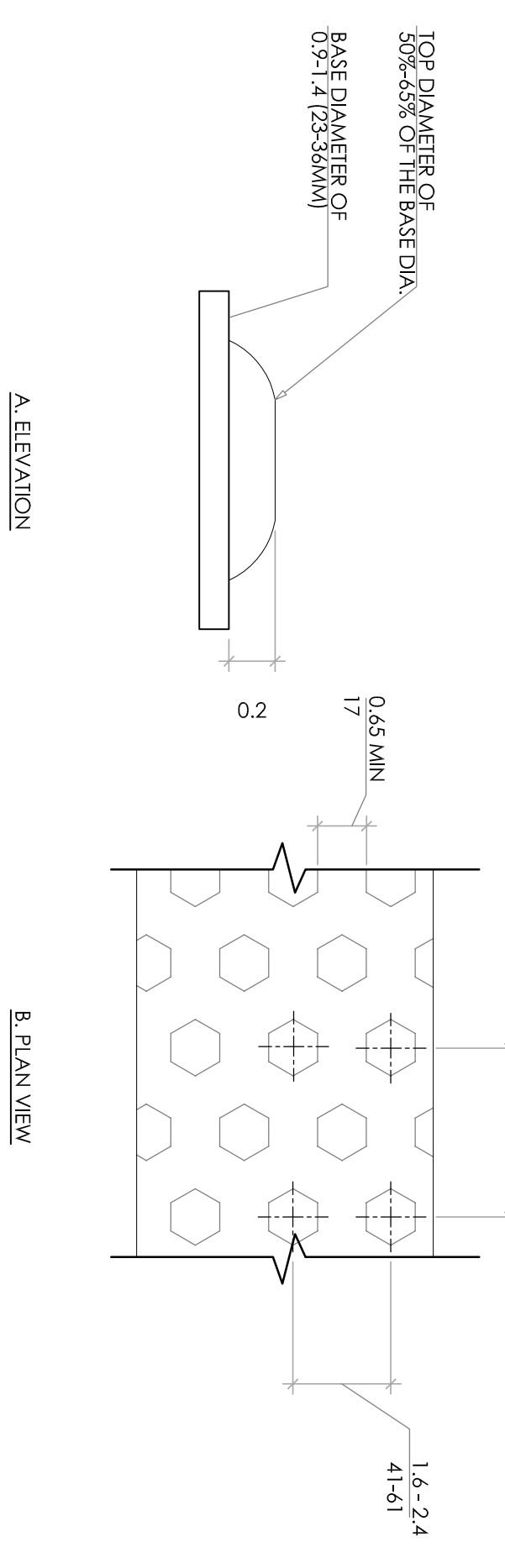
2 ORDER CONFIRMATION ELEVATIONS
SCALE: NO SCALE



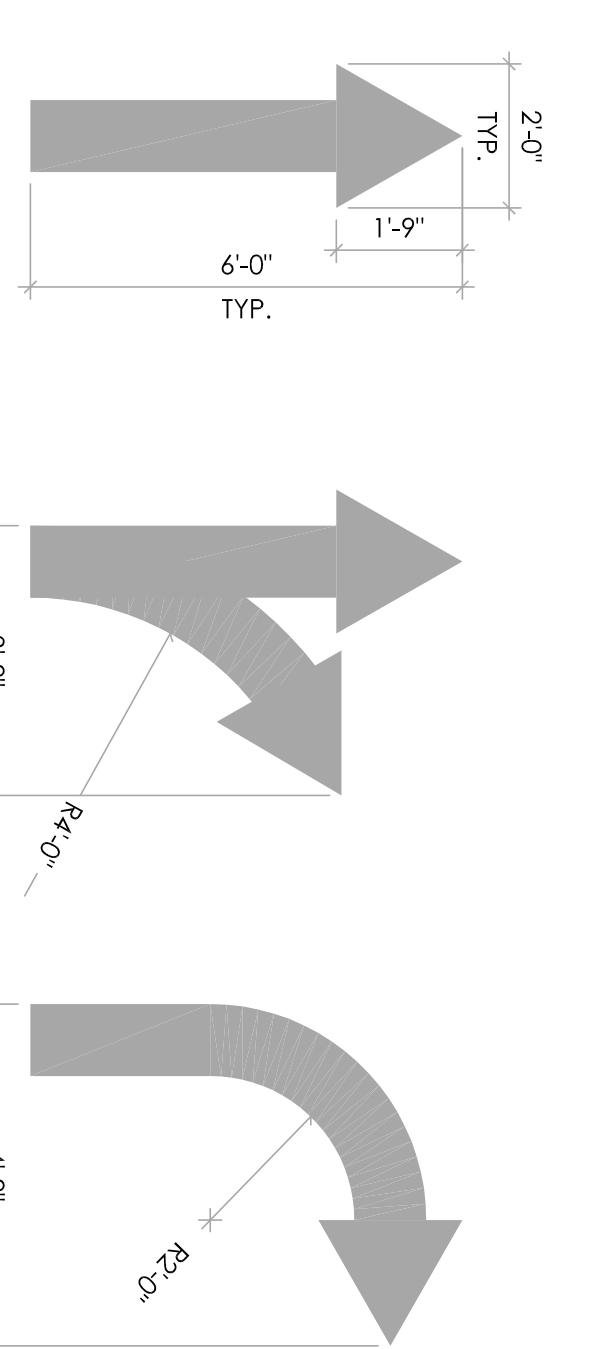
3 GATE HARDWARE DETAIL
SCALE: NO SCALE



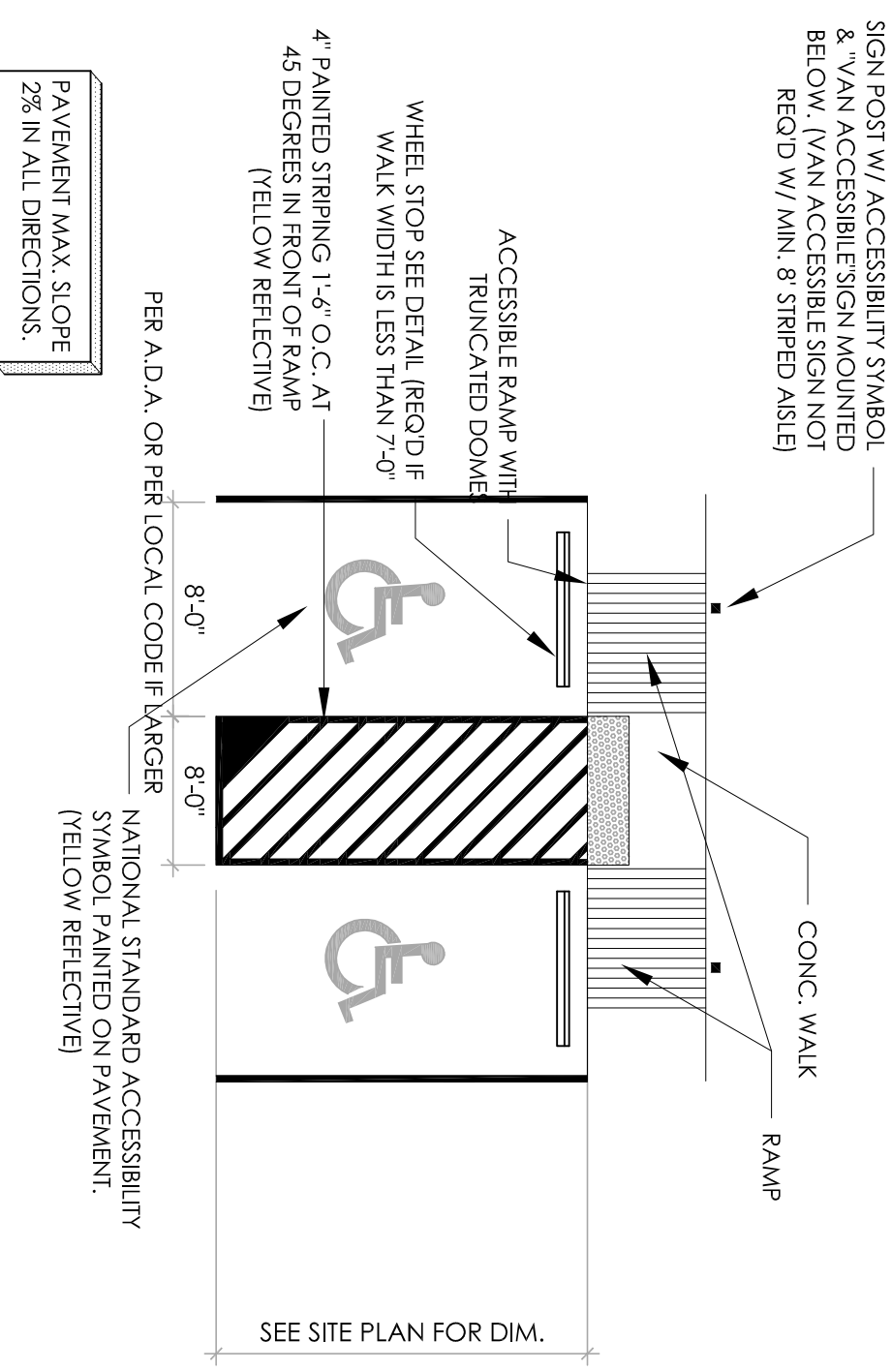
4 DRIVE THRU CLEARANCE SIGN DETAIL
SCALE: NO SCALE



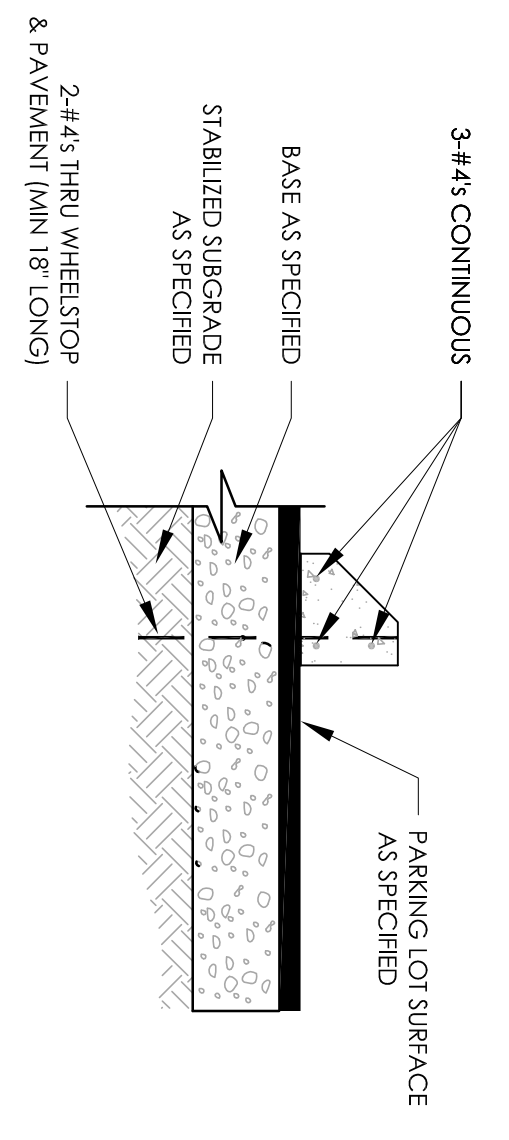
5 TRUNCATED DOME DETAIL
SCALE: NO SCALE



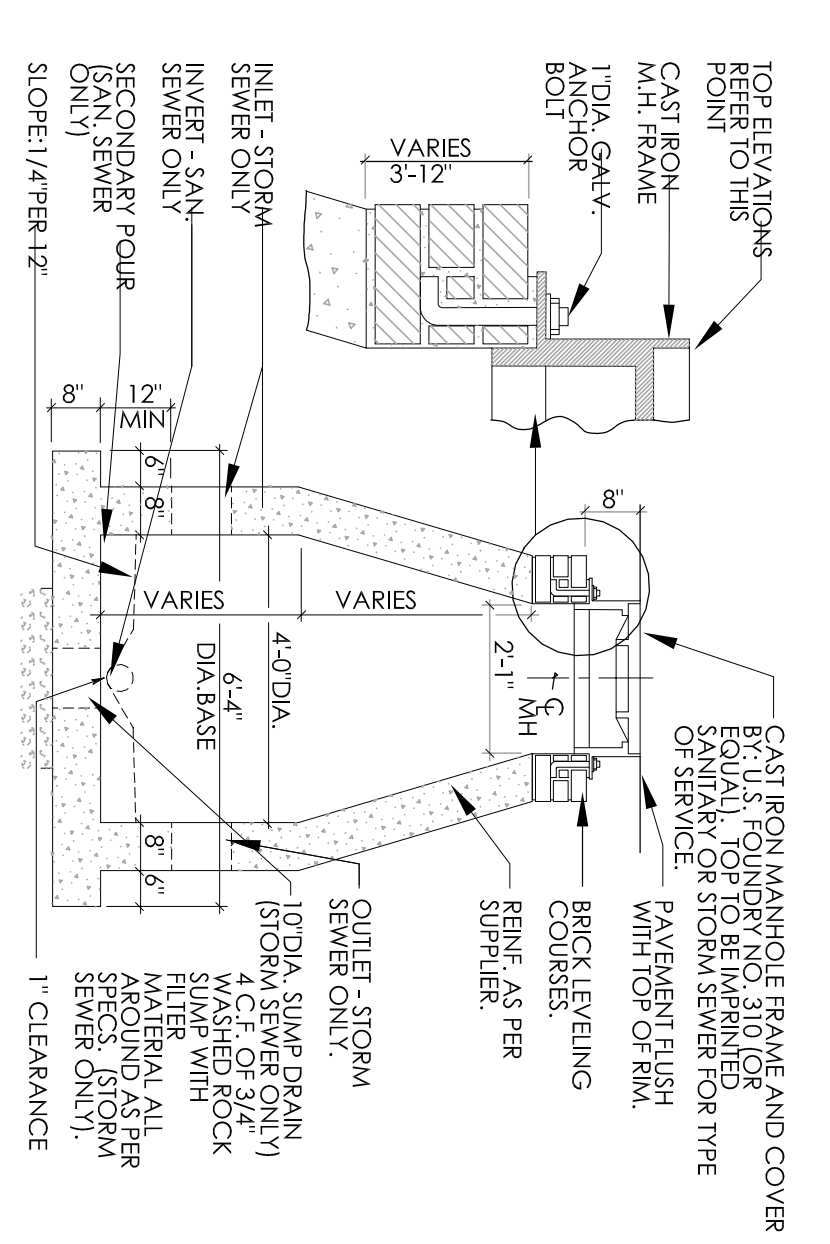
6 PAINTED ARROW DETAILS
SCALE: NO SCALE



7 ACCESSIBLE PARKING STALLS
SCALE: NO SCALE




8 PARKING BLOCK DETAIL
SCALE: NO SCALE




9 CATCH BASIN DETAIL
SCALE: NO SCALE

No.	Date	By	Notes
1	6.28.14	DB	SUBMITTED FOR PERMIT

Checked: SB
Scale: AS NOTED
Date: 04.05.14



TECHNICAL GROUP, INC.
37716 Hills Tech Drive
Farmington Hills, MI 48331
(248) 426-8000
FAX (248) 426-7004



JOB #
TG-16379

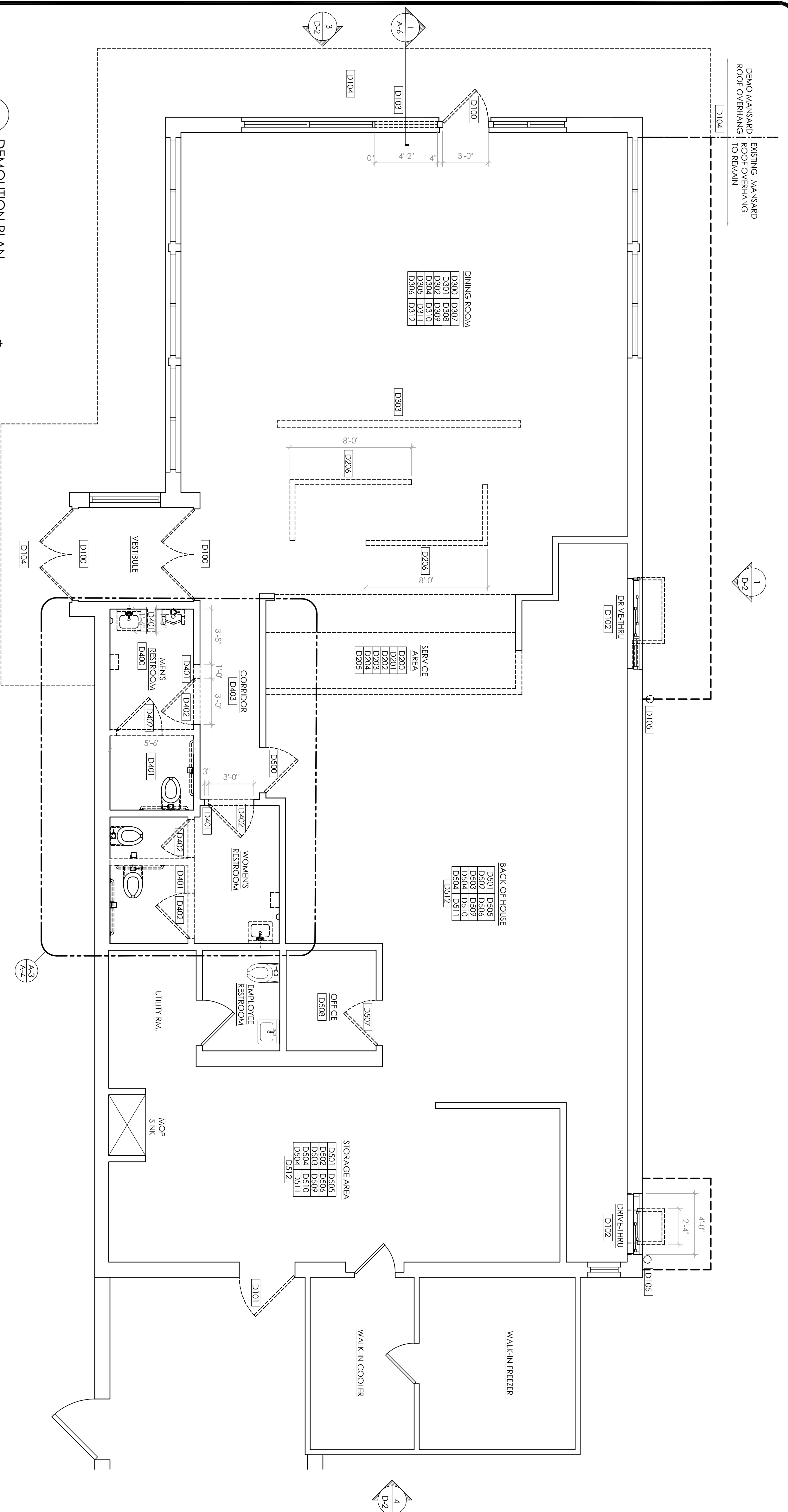
SHEET
C-3

PROJECT
BURGER KING #886
1912 S. MISSION RD
MT. PLEASANT, MI 48858

SHEET TITLE
SITE DETAILS

DO NOT SCALE THE PRINT. USE
FIELD DIMENSIONS ONLY.

ALL RIGHTS RESERVED. NO PART OF THESE DRAWINGS OR SPECIFICATIONS MAY BE
COPIED, REPRODUCED OR USED IN CONNECTION WITH ANY WORK OTHER THAN THE SPECIFIC
PROJECT FOR WHICH THEY HAVE BEEN PREPARED. WITHOUT PRIOR WRITTEN AUTHORIZATION
FROM THE ARCHITECT.



GENERAL DEMO NOTES

1. VERIFY ALL CONDITIONS PRIOR TO DEMOLITION. DISCREPANCIES BETWEEN DESIGN AND EXISTING CONDITIONS SHALL BE BROUGHT TO THE ATTENTION OF GC PRIOR TO PROCEEDING WITH WORK.
2. THE SCOPE OF REMOVAL WORK SHALL INCLUDE THE REMOVAL OF ALL EXISTING CONDITIONS AS REQUIRED TO ACCOMMODATE THE PROPOSED CONSTRUCTION AS INDICATED ON THE FLOOR PLAN, WHETHER OR NOT IT IS SPECIFICALLY CALLED OUT ON THE DEMOLITION PLAN.
3. ALL WALLS INDICATED FOR DEMOLITION SHALL BE REMOVED FULL HEIGHT, UNLESS NOTED OTHERWISE UPON REMOVAL. FLOORS, CEILINGS AND ADJACENT WALLS SHALL BE APPROPRIATELY REPAIRED AND FINISHED TO MATCH EXISTING SURFACES.
4. THE SCOPE OF THE CONTRACTOR'S REMOVAL WORK SHALL INCLUDE ALL REMOVALS SUCH THAT THE COMPLETED PROJECT IS TO THE LEVEL OF NEW CONSTRUCTION.
5. PRIOR TO REMOVAL OF ANY PORTION OF AN EXISTING WALL, FIELD VERIFY WHETHER OR NOT IT IS LOAD BEARING, OR CONCEALS ANY LOAD BEARING ELEMENTS. THE DESIGN AND PROVISION OF INTERIM SUPPORT SYSTEMS (PRIOR TO PERMANENT SUPPORT) IS THE SOLE RESPONSIBILITY OF THE SUBCONTRACTOR DOING THE WORK, AND SHOULD BE COORDINATED WITH THE ARCHITECT AND/OR THE STRUCTURAL ENGINEER PRIOR TO COMMENCING WORK.
4. ALL CONSTRUCTION SCHEDULES AND METHODS OF DEMOLITION SHALL BE COORDINATED BETWEEN THE CONTRACTOR AND THE OWNER'S REPRESENTATIVE PRIOR TO STARTING CONSTRUCTION.
7. EXISTING FINISHES AND MATERIALS TO REMAIN SHALL BE PROTECTED DURING DEMOLITION AND CONSTRUCTION.
8. MAINTAIN ALL REQUIRED FIRE EXITS DURING CONSTRUCTION AND DEMOLITION.
9. IF ASBESTOS IS ENCOUNTERED DURING DEMOLITION, CONDUCT LAB TESTING, THEN NOTIFY THE OWNER AND ARCHITECT IMMEDIATELY. ANY ASBESTOS REMOVAL SHALL BE PERFORMED PER LOCAL, STATE, AND FEDERAL REGULATIONS.
10. PROVIDE INTERIOR AND EXTERIOR SHORING, BRACING, OR SUPPORT TO PREVENT MOVEMENT, SETTLEMENT, OR COLLAPSE OF STRUCTURE ELEMENT TO BE DEMOLISHED, AND ADJACENT FACILITIES OR WORK TO REMAIN.
11. DEMOLISH CONCRETE AND MASONRY IN SMALL SECTIONS, CUT CONCRETE AND MASONRY AT JUNCTURES WITH CONSTRUCTION TO REMAIN USING POWER-DRIVEN MASONRY SAW OR HAND TOOLS. DO NOT USE POWER-DRIVEN IMPACT TOOLS.
12. FOR INTERIOR SLABS ON GRADE, USE REMOVAL METHODS THAT WILL NOT CRACK OR STRUCTURALLY DISTURB ADJACENT SLABS OR PARTITIONS. USE POWER SAW WHERE POSSIBLE.
13. ALL FLOORS SCHEDULED TO RECEIVE NEW FINISHES SHALL BE APPROPRIATELY REPAIRED AND MADE LEVEL. REFER TO FLOOR PLAN AND FINISH SCHEDULE FOR THE EXTENT OF NEW FLOOR FINISHES.
14. REMOVE ALL ABANDONED CONDUIT, PIPING AND EQUIPMENT.

SCOPE OF WORK PROPOSED

- 1. BUILDING ENTRIES & WINDOWS**
 - D1000 DEMO ENTRY DOORS AS PER LAYOUT.
 - D1001 DEMO REAR SERVICE DOOR AND FRAME.
 - D1002 DEMO DRIVE THRU WINDOWS, DEMO WALLS PER PLAN TO ACCOMMODATE NEW WINDOW.
 - D1003 DEMO WINDOWS AS PER LAYOUT.
 - D1004 DEMO MANSARD ROOF OVERHANG AS SHOWN, SEE SHEET D-2.
 - D1005 DEMO BOLLARDS AT DRIVE-THRU WINDOWS.
- 2. SERVICE AREA**
 - D2000 DEMO WALL COVERING, WANSCOTT, & RIM.
 - D2001 DEMO CHAIR RAIL.
 - D2002 DEMO CEILING TILE AND GRID REFER TO SELECTED CEILING PLAN.
 - D2003 DEMO HVAC GRILLES, DIFFUSERS AND LIGHTS.
 - D2004 DEMO PORTION OF KNEE WALL AT FRONT COUNTER TO MAKE ADA.
 - D2005 DEMO FRONT COUNTER FINISHES.
 - D2006 DEMO QUEUE ASLE DIVIDERS.
- 3. DINING ROOM**
 - D3000 DEMO ALL FLOOR TILE AND BASE.
 - D3001 DEMO TABLE TOPS, BOOTHS & ASSOCIATED STEEL.
 - D3002 DEMO FREESTANDING CHAIRS, CHAIR RAILS, & WINDOW SILLS.
 - D3003 DEMO DIVING WALLS.
 - D3004 DEMO INTERIOR TEASH RECEPTACLES.
 - D3005 DEMO WANSCOTTING/WALLOVERING AND RIM.
 - D3006 DEMO DINING ROOM CEILING TILE AND GRID.
 - D3007 DEMO DINING ROOM LIGHT FIXTURES.
 - D3008 DEMO EMERGENCY LIGHTS.
 - D3009 DEMO HVAC GRILLES & DIFFUSERS.
 - D3100 DEMO HVAC THERMOSTATS.
 - D3101 DEMO OAK/WOOD RIM.
 - D3102 DEMO MUSIC SPEAKERS.
- 4. RESTROOM**
 - D4000 DEMO RESTROOMS REFER TO SHEET A-3.
 - D4001 DEMO RESTROOM WALLS AS PER LAYOUT. REFER TO SHEET A-3 FOR MORE DETAILS.
 - D4002 DEMO RESTROOM DOORS.
 - D4003 DEMO CORRIDOR FINISHES.
- 5. BACK OF HOUSE**
 - D5000 REMOVE KITCHEN ENTRY DOOR TO REAMINATE.
 - D5001 DEMO BROKEN/CRACKED/LOOSE FLOOR TILE & BASE THROUGHOUT PER OWNER'S DISCRETION.
 - D5002 DEMO BROKEN/STAINED WALL TILE & RP AS NEEDED THROUGHOUT BACK OF HOUSE. VERIFY WINDOWER FOR LOCATIONS.
 - D5003 DEMO CEILING TILE AND GRID.
 - D5004 DEMO BACK OF HOUSE LIGHT FIXTURE LENSES & LAMPS.
 - D5005 DEMO EXIT/EMERGENCY LIGHTS.
 - D5006 DEMO HVAC GRILLES DIFFUSERS.
 - D5007 REMOVE OFFICE DOOR TO RELAMINATE.
 - D5008 DEMO OFFICE DECK AND COUNTER.
 - D5009 DEMO STAINLESS STEEL CORNER GUARDS.
 - D5100 DEMO UNUSED ELECTRICAL JUNCTION BOXES ON ROOF.
 - D5101 DEMO EXISTING ROOF MEMBRANE.
 - D5102 HVAC CONTRACTOR TO VERIFY ROOFTOP EQUIPMENT IS IN GOOD WORKING ORDER.

LEGEND

	EXISTING WALL TO REMAIN
	EXISTING ITEM, CONSTRUCTION, SYSTEM TO BE REMOVED

TAG KEY

ELEVATION TAG	SECTION TAG	SCOPE TAGS
# A-#	#	#
SEE SHEET D-2		

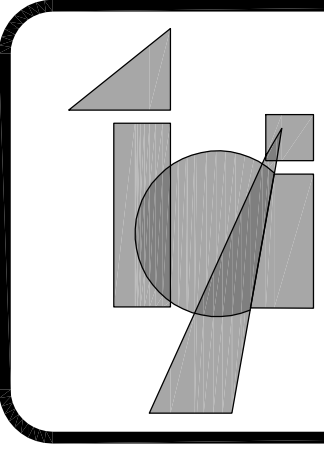
No.	Date	By	Notes
1	6.28.16	DB	SUBMITTED FOR PERMIT

Drawn By: TC
 Checked by: SS
 Scale: AS NOTED
 Date: 04.05.16

ALL RIGHTS RESERVED. NO PART OF THESE DRAWINGS OR SPECIFICATIONS MAY BE COPIED, REPRODUCED OR USED IN CONNECTION WITH ANY WORK, OTHER THAN THE SPECIFIC PROJECT FOR WHICH THEY HAVE BEEN PREPARED, WITHOUT PRIOR WRITTEN AUTHORIZATION FROM THE ARCHITECT.

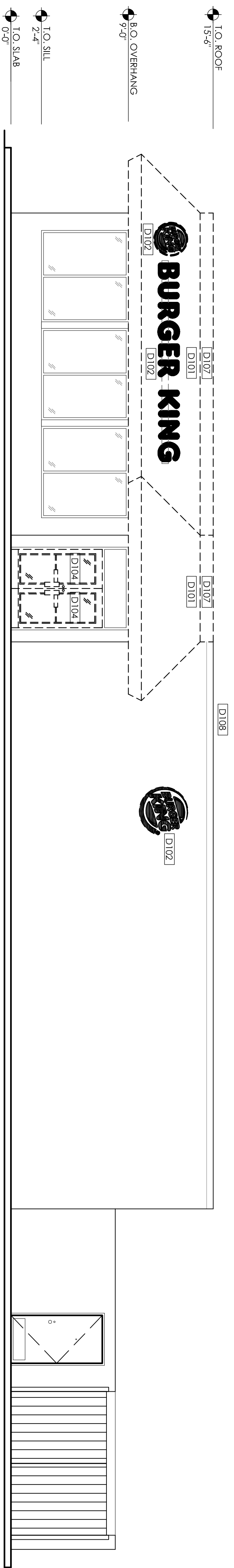


TECHNICAL GROUP, INC.
 37716 Hills Tech Drive
 Farmington Hills, MI 48331
 (248) 426-8000
 FAX (248) 426-7004




PROJECT
 BURGER KING #886
 1912 S MISSION RD
 MT. PLEASANT, MI 48858

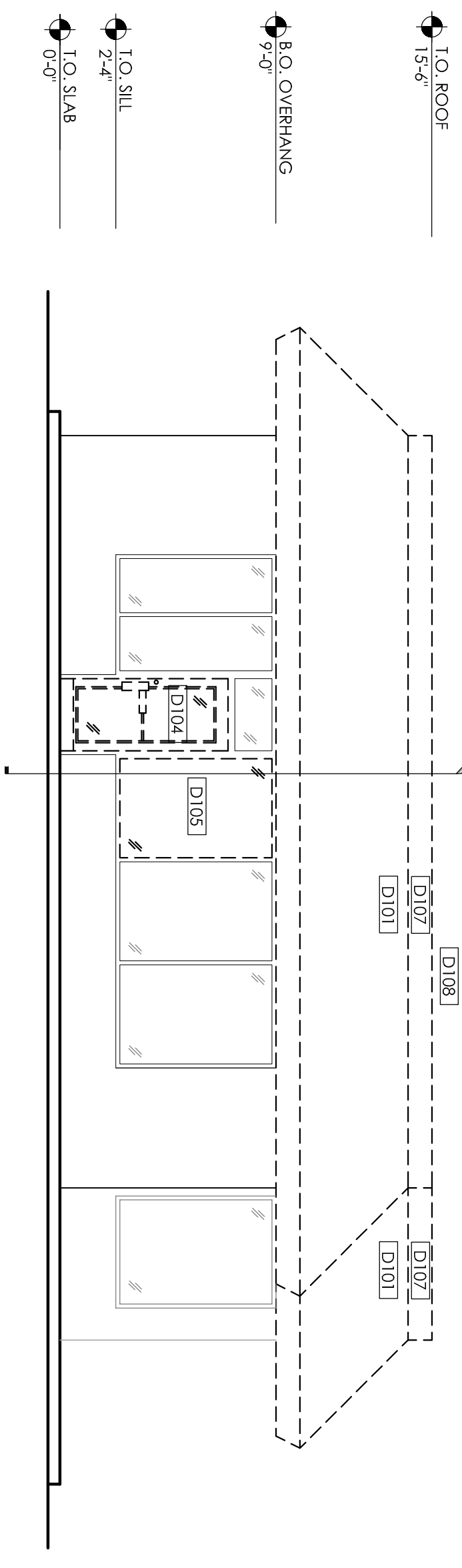
SHEET TITLE
 DEMOLITION PLAN



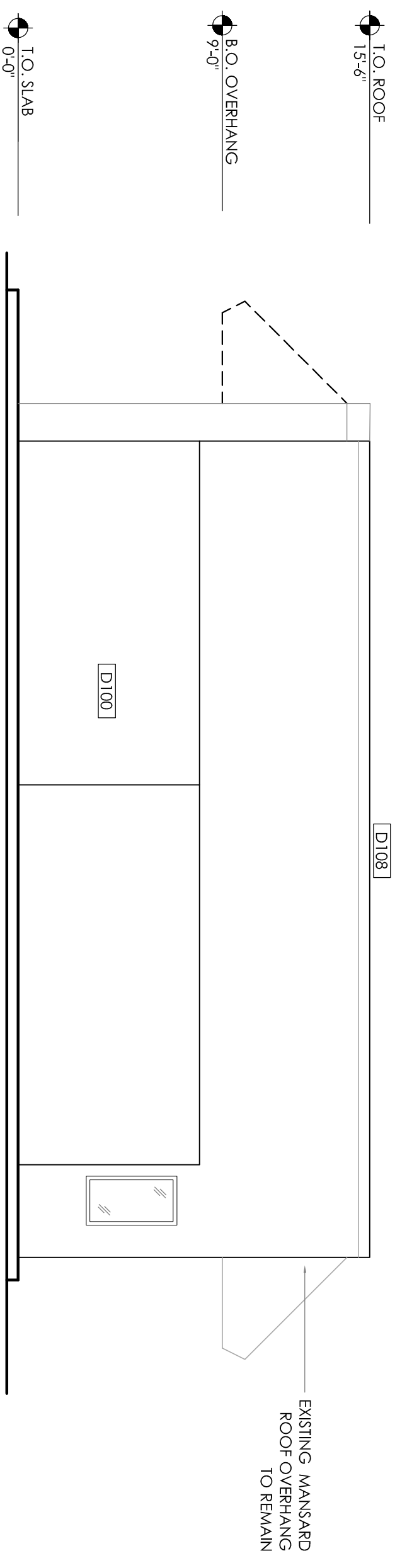
1 SIDE ENTRANCE ELEVATION
SCALE: 3/16" = 1'-0"



2 DRIVE-THRU ELEVATION
SCALE: 3/16" = 1'-0"



3 FRONT ELEVATION
SCALE: 3/16" = 1'-0"



4 REAR ELEVATION
SCALE: 3/16" = 1'-0"

SCOPE OF WORK PROPOSED

1. ELEVATIONS

- D100 DEMO DELIVERY DOOR & FRAME.
- D101 DEMO MANSARD ROOF AND FRAMING
- D102 DEMO EXISTING BURGER KING SIGNAGE.
- D103 DEMO EXTERIOR SOFFIT LIGHT FIXTURES.
- D104 DEMO ENTRY DOORS, FRAMES AND HARDWARE.
- D105 DEMO WINDOW AND WALL WHERE INDICATED.
- D106 DEMO DRIVE THRU WINDOWS
- D107 DEMO LIGHT BOX.
- D108 DEMO ALL ROOFING MEMBRANE AND ANY ROOFING SYSTEM STRUCTURE NECESSARY TO ACCOMMODATE NEW TOWER ELEMENT.

LEGEND

- TO BE DEMOLISHED
- EXISTING TO REMAIN

TAG KEY

SECTION TAG	SCOPE TAGS


No.	Date	By	Notes
1	6.28.16	DB	SUBMITTED FOR PERMIT

Checked: JS
Scale: AS NOTED
Date: 04.05.16

ALL RIGHTS RESERVED. NO PART OF THESE DRAWINGS OR SPECIFICATIONS MAY BE COPIED, REPRODUCED OR USED IN CONNECTION WITH ANY WORK, OTHER THAN THE SPECIFIC PROJECT FOR WHICH THEY HAVE BEEN PREPARED, WITHOUT PRIOR WRITTEN AUTHORIZATION FROM THE ARCHITECT.



TECHNICAL GROUP, INC.
37716 Hills Tech Drive
Farmington Hills, MI 48331
(248) 426-8000
FAX (248) 426-7004



PROJECT
BURGER KING #886
1912 S MISSION RD
MT. PLEASANT, MI 48858

SHEET TITLE
DEMO EXTERIOR ELEVATIONS

JOB #
TG-16379

DATE
D-2