



CURRAN ARCHITECTURE

6925 EAST 96TH ST., SUITE 105
INDIANAPOLIS, IN 46250
O :: 317 . 288 . 0681
F :: 317 . 288 . 0753

OWNER



2100 RIVEREDGE PARKWAY
SUITE 850
ATLANTA, GA 30328
O :: 770 . 933 . 5023
F :: 770 . 933 . 5024

CERTIFICATION



THIS DRAWING AND THE IDEAS, DESIGNS AND CONCEPTS CONTAINED HEREIN ARE THE EXCLUSIVE INTELLECTUAL PROPERTY OF CURRAN ARCHITECTURE, AND ARE NOT TO BE USED OR REPRODUCED, WHOLE OR IN PART, WITHOUT THE WRITTEN CONSENT OF CURRAN ARCHITECTURE. © COPYRIGHT 2016, CURRAN ARCHITECTURE

PROJECT INFORMATION

REMODEL TO:
BURGER KING # 6820
45470 GRATIOT AVENUE
MACOMB, MICHIGAN 48042



ISSUE DATES

CONSTRUCTION 03/31/2016

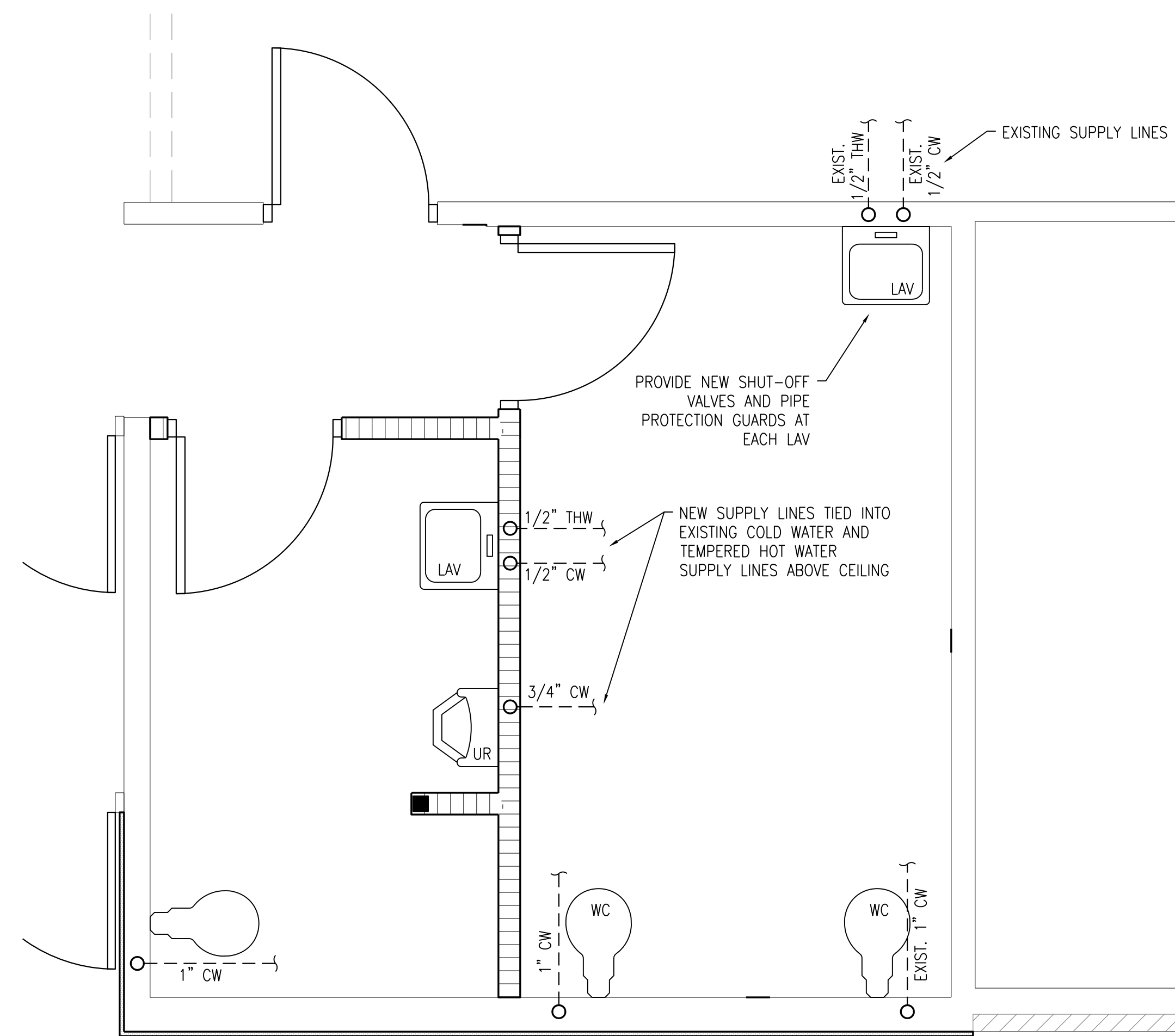
PROJECT NUMBER: 150264

PLUMBING PLAN

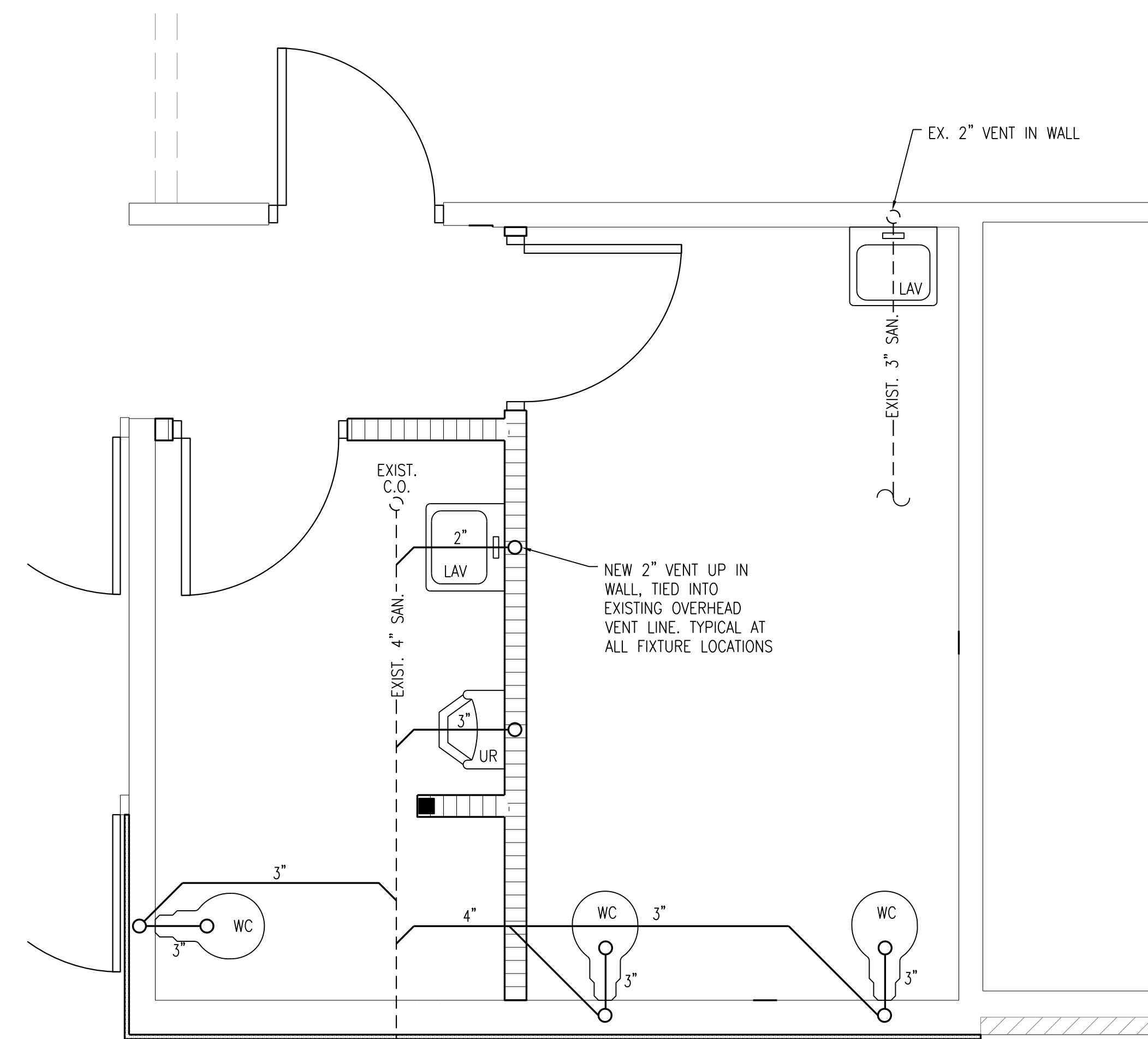
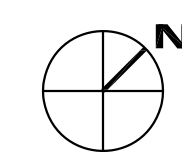
PI.1

GENERAL NOTES:

1. PLUMBING WORK IS LIMITED TO REPLACING AND RELOCATING FIXTURES AS SHOWN HERE. UNDERSLAB PLUMBING CONNECTIONS SHOWN ASSUME LOCATIONS OF EXISTING SANITARY LINES. ACTUAL LOCATIONS WILL NEED TO BE VERIFIED AFTER SLAB REMOVAL.
2. RE-ROUTE EXISTING PLUMBING SUPPLY LINES AS REQUIRED FOR NEW FIXTURE LOCATIONS. PROVIDE NEW SHUT-OFF VALVES AT ALL FIXTURES AND PIPE PROTECTION GUARDS AT LAVS. CAP ALL UNUSED SUPPLY LINES.
3. PROVIDE NEW SANITARY VENTS AT EACH FIXTURE AS SHOWN. ALL VENTS SHALL BE TIED INTO EXISTING OVERHEAD VENT LINES. VERIFY LOCATION IN FIELD.



2 PLUMBING SUPPLY PLAN
1/2" = 1'-0"



1 PLUMBING WASTE PLAN
1/2" = 1'-0"

