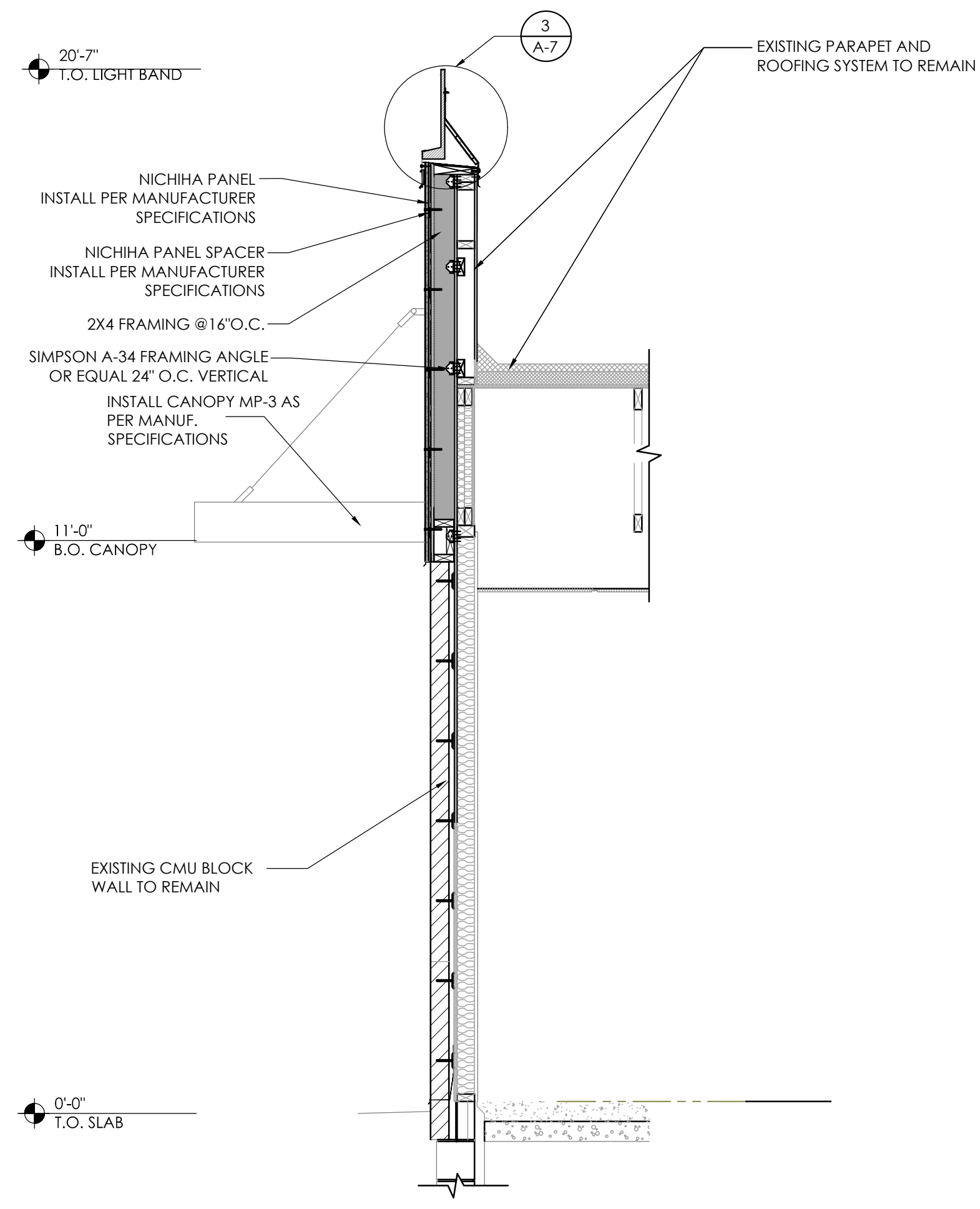
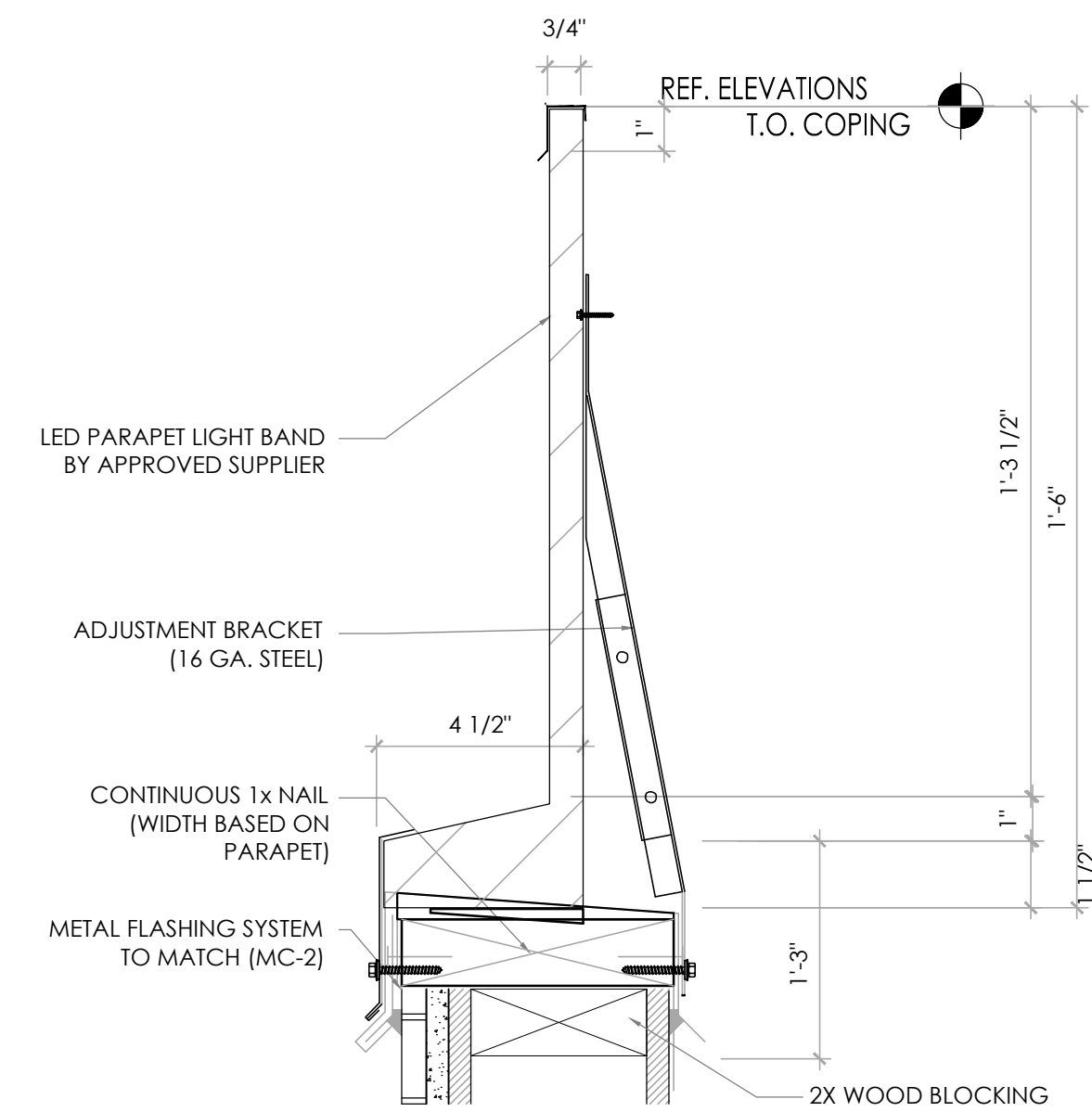


1 DEMO SECTION @ FRONT WALL
SCALE: 1/2" = 1'-0"



2 PROPOSED SECTION @ FRONT VESTIBULE
SCALE: 1/2" = 1'-0"




3 PARAPET LIGHT BAND DETAIL
NOT TO SCALE

GENERAL NOTES

- ALL NICHIIHA PANELS AND HARDIE PLANKS ARE TO BE INSTALLED PER MANUFACTURERS SPECIFICATIONS. IF DISCREPANCIES OCCUR BETWEEN CONSTRUCTION DRAWINGS AND MANUFACTURER'S DETAILS, MANUFACTURER'S INSTALLATION TAKES PRECEDENCE AS TO VALIDATE WARRANTY OF PRODUCT.
- EXISTING CONDITIONS ARE BASED ON PROTOTYPICAL CONDITIONS AND MAY NOT REFLECT ACTUAL CONDITIONS. G.C. TO VERIFY EXISTING CONDITIONS AND CONSULT WITH ARCHITECT ON DISCREPANCIES.

No.	
Date	
By	
Notes	
Drawn By:	TC
Checked:	SB
Scale:	AS NOTED
Date:	04.01.16

ALL RIGHTS RESERVED. NO PART OF THESE DRAWINGS OR SPECIFICATIONS MAY BE COPIED, REPRODUCED OR USED IN CONNECTION WITH ANY WORK OTHER THAN THE SPECIFIC PROJECT FOR WHICH THEY HAVE BEEN PREPARED, WITHOUT PRIOR WRITTEN AUTHORIZATION FROM THE ARCHITECT.



TECHNICAL GROUP, INC.
37716 Hills Tech Drive
Farmington Hills, MI 48331
(248) 426-8000
FAX (248) 426-7004



PROJECT	BURGER KING #13916 34897 CROSSBEEK HWY. CLINTON TWP, MI 48035
SHEET TITLE	WALL SECTIONS & DETAILS

DO NOT SCALE THIS PRINT. USE FIGURED DIMENSIONS ONLY.

JOB #
TG-16350

SHEET
A-7