



# BURGER KING

## RENOVATIONS TO BK #9511

### 1761 E. STATE STREET SALEM, OHIO.44460

RENOVATIONS BASED ON THE 20/20 GARDEN GRILL DESIGN

### SHEET INDEX

SHT. NO.	DESCRIPTION	SHT. NO.	DESCRIPTION
CS	INDEX, CODE ANALYSIS, LOCATION MAP, LEGEND		INTERIOR DECOR
	SITE SURVEY		
C1.0	SITE DIMENSION PLAN		
C1.1	DEMOLITION PLAN		
C2.0	DETAIL PLAN		
ARCHITECTURAL DRAWINGS			
A1.0	FLOOR PLAN		
A1.1	REFLECTED CEILING PLAN		
A1.2	ROOF PLAN AND ADA SITE DETAILS		
A2.0	EXTERIOR ELEVATIONS		
A2.1	EXTERIOR ELEVATIONS		
A3.0	ENLARGED RESTROOM PLAN & ELEVATIONS		
A4.0	WALL SECTIONS		
A4.1	WALL SECTIONS		
A5.0	NOT USED		
A6.0	NOT USED		
A7.0	DOOR AND WINDOW SCHEDULE AND DETAILS		
A8.0	FINISH SCHEDULES - EXTERIOR		
A9.0	MANUFACTURERS AND SUPPLIERS		



ARCHITECTURE  
ENGINEERING  
INTERIOR DESIGN  
PROJECT MANAGEMENT

604 COURTLAND STREET SUITE 100  
ORLANDO, FLORIDA 32804  
PH 407.645.5008  
FX 407.629.9124


SEAL:

CONSULTANT:

### VICINITY MAP



### LOCATION MAP



### GENERAL SITE ACCESSIBLE NOTES

- SURFACE SLOPES OF PARKING SPACES FOR THE PHYSICALLY DISABLED SHALL NOT EXCEED 1/4-INCH PER FOOT IN ANY DIRECTION.
  - PEDESTRIAN WAYS THAT ARE ACCESSIBLE TO THE PHYSICALLY DISABLED SHALL BE PROVIDED FROM EACH DISABLED PARKING SPACE TO RELATED FACILITIES, INCLUDING CURB CUTS OR RAMPS AS REQUIRED.
  - THE SURFACE OF EACH PARKING SPACE SHALL HAVE A SURFACE IDENTIFICATION DUPLICATING THE SYMBOL OF ACCESSIBILITY CONSISTING OF A WHITE FIGURE ON A BLUE BACKGROUND, AT LEAST 3 FEET SQUARE.
  - WALKS AND SIDEWALKS SHALL HAVE CONTINUOUS COMMON SURFACE, NOT INTERRUPTED BY STEPS OR BY ABRUPT CHANGES IN LEVEL EXCEEDING 1/2-INCH AND SHALL BE A MINIMUM OF 48-INCHES IN WIDTH.
  - WHEN THE SLOPE IN THE DIRECTION OF TRAVEL OF ANY WALK EXCEEDS 1 VERTICAL TO 20 HORIZONTAL (5% GRADIENT) IT SHALL COMPLY WITH THE PROVISIONS FOR PEDESTRIAN RAMPS.
  - SURFACE CROSS SLOPES SHALL NOT EXCEED 1/4-INCH PER FOOT (2.08%).
  - ABRUPT CHANGES IN LEVEL ALONG ANY ACCESSIBLE ROUTE SHALL NOT EXCEED 1/2-INCH. WHEN CHANGES IN LEVELS DO OCCUR, THEY SHALL NOT BE BEVELED WITH A SLOPE NO GREATER THAN 1:2 EXCEPT THAT LEVEL CHANGES NOT EXCEEDING 1/4-INCH MAY BE VERTICAL.
  - WHEN CHANGES IN LEVELS GREATER THAN 1/2-INCH ARE NECESSARY, THEY SHALL COMPLY WITH THE REQUIREMENTS FOR CURB RAMPS & PEDESTRIAN RAMPS.
  - THE SURFACE OF EACH CURB RAMP AND ITS FLARED SIDES SHALL BE SLIP-RESISTANT AND SHALL BE OF CONTRASTING FINISH FROM THAT OF THE ADJACENT SIDEWALK.
  - CURB RAMPS SHALL BE CONSTRUCTED AT EACH CORNER OF STREET INTERSECTIONS AND WHERE A PEDESTRIAN WAY CROSSES A CURB.
  - CURB RAMPS SHALL BE A MINIMUM OF 4 FEET IN WIDTH AND SHALL LIE GENERALLY IN A SINGLE SLOPED PLANE, WITH A MINIMUM OF SURFACE WARPING AND CROSS SLOPE.
  - THE SLOPE OF CURB RAMPS SHALL NOT EXCEED 1 VERTICAL TO 12 HORIZONTAL. THE SLOPE OF THE FANNED OR FLARED SIDES OF CURB RAMPS SHALL NOT EXCEED ONE VERTICAL TO 10 HORIZONTAL.
  - A LEVEL LANDING 3 FEET DEEP SHALL BE PROVIDED AT THE UPPER END OF EACH CURB RAMP OVER ITS FULL WIDTH TO PERMIT SAFE EGRESS FROM THE RAMP SURFACE, OR THE SLOPE OF THE FANNED OR FLARED SIDES OF THE CURB RAMP SHALL NOT EXCEED ONE VERTICAL TO 12 HORIZONTAL.
  - THE LOWER END OF EACH CURB RAMP SHALL HAVE A 1/2-INCH COUNTER SLOPE IMMEDIATELY ADJACENT TO RAMP OR ACCESSIBLE ROUTE SHALL NOT BE STEEPER THAN 1:20.
  - THE SLOPE OF TYPICAL RAMPS SHALL NOT EXCEED 1 VERTICAL TO 12 HORIZONTAL. THE LENGTH OF THE LANDING AT THE BOTTOM AND THE TOP OF THE RAMP SHALL BE 5 FEET X THE WIDTH OF THE RAMP.
- REFER TO THE '2010 ADA STANDARDS FOR ACCESSIBLE DESIGN' FOR ADDITIONAL REQUIREMENTS.

### NOTES TO GENERAL CONTRACTOR:

GENERAL CONTRACTOR TO MODIFY THE EXISTING ROUTE TO THE BUILDING TO COMPLY WITH THE ACCESSIBLE ROUTE REQUIREMENTS OF THE '2010 ADA STANDARDS FOR ACCESSIBLE DESIGN' IF REQUIRED.  
GENERAL CONTRACTOR SHALL FIELD VERIFY THE EXISTING SITE CONDITIONS DURING BIDDING. DISCUSS THE SCOPE OF WORK WITH EYM FOODS LLC CONSTRUCTION MANAGER BEFORE SUBMITTING BIDS.

### REVISION ISSUE LOG

REV #	ISSUE DATE	DESCRIPTION	AFFECTED SHEETS	REMARKS	BY
-	-	-	-	-	-

### OWNER & CONSULTANTS

#### OWNER

BURGER KING CORPORATION  
TOMS KING  
335 COMMERCE DRIVE  
CRYSTAL LAKE, IL 60014  
815-444-2008

#### ARCHITECT

INTERPLAN LLC  
604 COURTLAND STREET, SUITE 100  
ORLANDO, FL 32804  
PHONE: 407-645-5008  
ARCHITECT OF RECORD: DAVID BOYCE  
CONTACT: JONATHAN NUSCHER  
E-MAIL: JNUSCHER@INTERPLANLLC.COM

#### CIVIL ENGINEER

INTERPLAN LLC  
604 COURTLAND STREET, SUITE 100  
ORLANDO, FL 32804  
PHONE: 407-645-5008  
ENGINEER OF RECORD: STUART ANDERSON P.E. REG. #78194  
CONTACT: CHRIS BLURTON  
E-MAIL: CBLURTON@INTERPLANLLC.COM

### CODE / PROJECT DATA

BUILDING CODE: 2011 OHIO BUILDING CODE  
PLUMBING CODE: 2011 OHIO PLUMBING CODE  
ELECTRICAL CODE: 2014 NEC  
MECHANICAL CODE: 2011 OHIO MECHANICAL CODE  
FIRE & LIFE SAFETY CODE: 2010 OHIO FIRE CODE

CONSTRUCTION CLASSIFICATION: TYPE V-B - NONCOMBUSTIBLE

TOTAL GROSS BUILDING AREA= 3,640 S.F.  
(ALLOWED AREA FOR TYPE V-B = 6,000 S.F.)

#### OCCUPANCY GROUP:

BUILDING AREAS: A-2 (ASSEMBLY, SMALL)

BUILDING TOTAL (GROSS): 3,640 SQ. FT.  
DINING ROOM AREA (GROSS): 848 SQ. FT.  
KITCHEN (GROSS): 1,153 SQ. FT.  
PLAYGROUND (GROSS): 823 SQ. FT.

#### OCCUPANCY LOAD:

ASSEMBLY (UNCONCENTRATED): 848 S.F. / 15 = 57 PEOPLE  
KITCHEN: 1,153 S.F. / 200 = 6 PEOPLE  
WAITING: 197 S.F. / 5 = 40 PEOPLE  
TOTAL: 103 PEOPLE

WIND SPEED: 90 MPH

SPRINKLER SYSTEM: YES \_\_\_\_\_ NO X

THE EXISTING BUILDING WAS BUILT PRIOR TO THE ADOPTION OF THE IBC 2006 AMENDMENTS THAT STIPULATES THAT A-2 ASSEMBLY OCCUPANCIES SHALL HAVE A SPRINKLER SYSTEM IF THE BUILDING HAS 5,000 S.F. OR MORE OR 100 OCCUPANTS OR MORE. AS THIS CONSTRUCTION IS AN AESTHETIC REMODEL TO INCORPORATE THE CURRENT BURGER KING BRANDING AS WELL AS TO UPGRADE THE RESTROOMS FOR ADA COMPLIANCE, THE ADDITION OF A SPRINKLER SYSTEM IS NOT INCLUDED.

EXITS  
DINING AREA  
DOOR E1 @ 6'-0" = 72"  
DOOR E3 @ 3'-0" = 36"  
108"

PARKING SUMMERY

BUILDING TOTAL	STANDARD		ADA	
	REQUIRED	PROVIDED	REQUIRED	PROVIDED
GROSS: +/-3,640	13	60	3	3

1 SPACE FOR EVERY 300 SQ. FT.

PLUMBING FIXTURES

	EXISTING		REQUIRED		PROVIDED	
	MEN	WOMEN	MEN	WOMEN	MEN	WOMEN
WC	1	2	1	1	1	2
LAV	1	1	1	1	1	1
URINAL	1	N/A	1	N/A	1	N/A

### GENERAL NOTES

- ALL DIMENSIONS ARE TO FACE OF MASONRY OR FINISH FACE OF PARTITION UNLESS OTHERWISE NOTED.
- ALL ANGLES SHALL BE 45, 90, 135 DEGREES UNLESS OTHERWISE NOTED ON PLAN.
- ALL INTERIOR OPENINGS TO BE 3"-0" WIDE CLEAR UNLESS OTHERWISE DIMENSIONED ON PLAN. BULKHEAD TO ALIGN WITH TOP OF DOOR FRAMES, TYPICAL. REFER TO DOOR SCHEDULE FOR HEIGHT.
- DOOR FRAMES OCCURRING ADJACENT TO INTERSECTING PARTITIONS SHALL BE INSTALLED FOUR INCHES FROM THE PARTITION UNLESS OTHERWISE NOTED ON PLANS.
- ALL PARTITION EXTERIOR CORNERS SHALL HAVE SCREW-ATTACHED METAL CORNER BEADS UNLESS NOTED OTHERWISE.
- WALL SURFACES SHALL BE PROPERLY PREPARED TO RECEIVE NEW FINISH(ES). JOINTS SHALL NOT BE VISIBLE AFTER NEW FINISH HAS BEEN APPLIED.
- GYPSON WALLBOARD ON PARTITION REQUIRING A RATING OF ONE-HOUR OR MORE SHALL BE TAPED AND THE SCREWS SPOTTED WHETHER OR NOT WALL TREATMENT IS SCHEDULED.
- BLOCKING/BACKING IS REQUIRED AT THE FOLLOWING LOCATIONS-  
1. WALL MOUNTED ACCESSORIES OR EQUIPMENT  
2. WALL MOUNTED DOORSTOPS  
3. WALL MOUNTED DOOR HOLD-OPEN DEVICES AND/OR CLOSERS  
4. TOILET ROOM ACCESSORIES  
5. OTHER LOCATIONS AS REQUIRED BY ARCHITECT
- ALL EQUIPMENT AND APPLIANCES ARE SUPPLIED BY BUILDING OWNER UNLESS NOTED OTHERWISE ON PLAN. GENERAL CONTRACTOR TO VERIFY ALL EQUIPMENT AND APPLIANCE DIMENSIONS BEFORE PROCEEDING WITH CONSTRUCTION.
- ALL FINISHES SHALL MEET FBC CODE, CHAPTER 8 FINISH REQUIREMENTS. REFER TO COVER SHEET FOR CODE DATA BLOCK. CONTRACTOR TO COORDINATE AND SUPPLY BK REPRESENTATIVE WITH FINISH SAMPLE IF DEVIATION FROM DRAWINGS.

### GENERAL NOTES

- IT IS THE CONTRACTOR'S RESPONSIBILITY TO REVIEW ALL DRAWINGS AND SPECIFICATIONS, INCLUDING BUT NOT LIMITED TO ARCHITECTURAL, CIVIL, STRUCTURAL, MECHANICAL, PLUMBING AND ELECTRICAL, PRIOR TO SUBMITTING A BID. REPORT ANY DISCREPANCIES TO ARCHITECT OR ENGINEER PRIOR TO BID.
- THESE DOCUMENTS ARE BASED UPON MEASURED DRAWINGS AND OTHER INFORMATION PROVIDED BY THE OWNER AS WELL AS NON-INVASIVE SITE VISITS. THE MEASURED DRAWINGS INCLUDE ONLY THOSE ELEMENTS AND SYSTEMS EXPOSED TO VIEW AND HAVE NOT BEEN FIELD VERIFIED. THE CONSTRUCTION DOCUMENTS HAVE BEEN PRODUCED WITHOUT THE BENEFIT OF KNOWLEDGE OF THE EXACT EXISTING STRUCTURAL, PLUMBING, MECHANICAL AND ELECTRICAL SYSTEMS.
- IT IS THE CONTRACTOR'S RESPONSIBILITY TO FIELD VERIFY ALL EXISTING BUILDING ELEMENTS AND SYSTEMS, FAMILIARIZE THEMSELVES WITH EXISTING CONDITIONS AND SATISFY THEMSELVES AS TO THE NATURE AND SCOPE OF THE WORK, REVIEW THE CONTRACT DOCUMENTS AND NOTIFY THE ARCHITECT OF ANY CONFLICTS AND/OR DISCREPANCIES PRIOR TO BID. THE SUBMISSION OF A BID WILL BE EVIDENCE THAT SUCH AN EXAMINATION HAS BEEN MADE. LATER CLAIMS FOR LABOR, EQUIPMENT OR MATERIALS REQUIRE, OR FOR ANY DIFFICULTIES ENCOUNTERED WHICH COULD HAVE BEEN FORESEEN HAD AN EXAMINATION BEEN MADE, WILL NOT BE ALLOWED.
- IT IS THE RESPONSIBILITY OF THE CONTRACTOR TO NOTIFY THE ARCHITECT OF ANY DISCREPANCIES ENCOUNTERED ON THE PLANS OR IN EXISTING SITE CONDITIONS PRIOR TO SUBMISSION OF BID.
- CONTRACTOR, DURING PRE-BID SITE VISIT, SHALL TAKE NOTICE OF ANY VISUALLY APPARENT CODE VIOLATIONS AND ALLOW IN HIS/HER BID FOR CORRECTING SUCH VIOLATIONS.
- CONTRACTORS ARE CAUTIONED TO COORDINATE ITEMS IN THEIR SCOPE OF WORK WITH OTHER TRADES.
- THE CONTRACTOR SHALL NOTIFY THE ARCHITECT OF ANY CONFLICTS AND/OR DISCREPANCIES DISCOVERED DURING DEMOLITION AND CONSTRUCTION PHASES OF THE PROJECT.
- THESE NOTES APPLY TO ALL SHEETS.

83.22.16 CONSTRUCTION SET  
82.29.16 REVISED SITE PERMIT  
11.85.15 ISSUE FOR PERMIT  
11.85.15 ISSUE FOR BID

NO DATE REMARKS

REVISIONS

RESTAURANT FOR:  
TOMS KING

335 COMMERCE DRIVE  
CRYSTAL LAKE, IL 60014  
815-444-2008



BURGER KING  
REMODEL

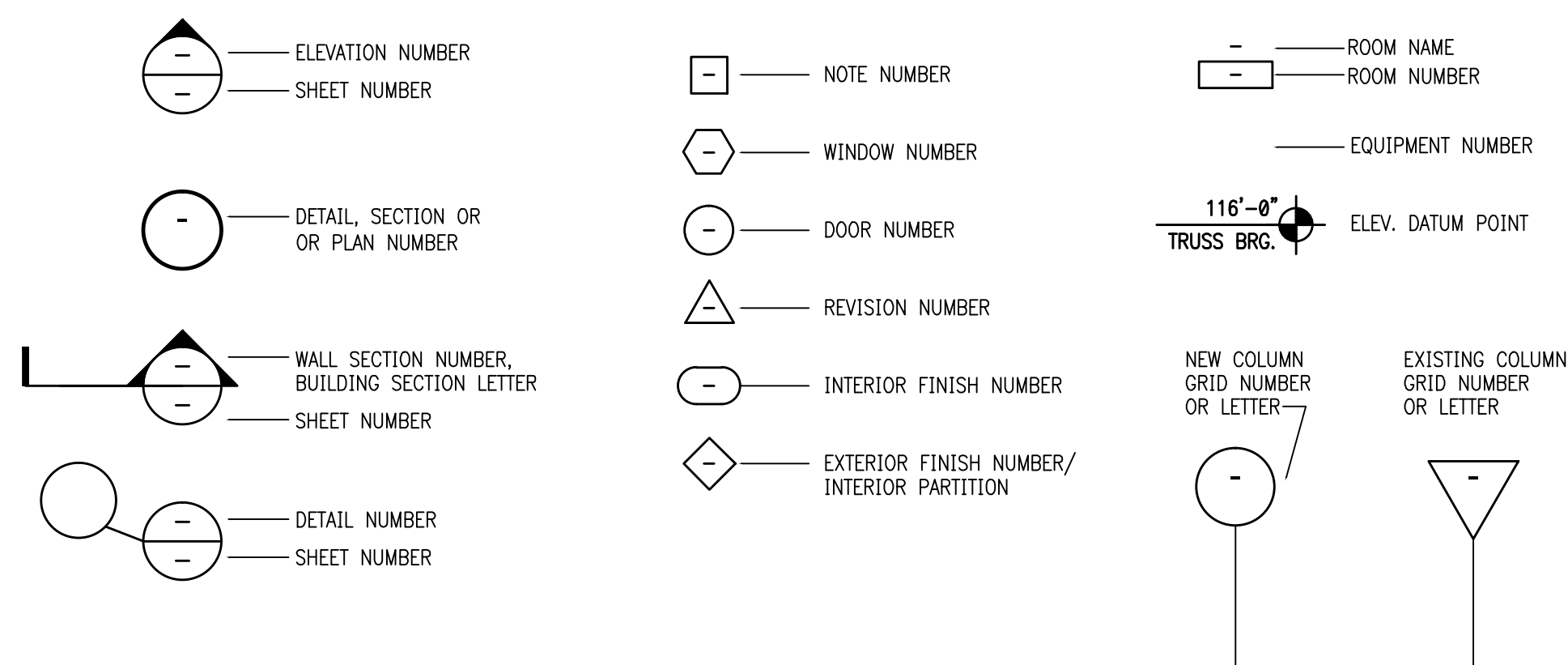
BK STORE #9511  
1761 E. STATE STREET  
SALEM, OH

PROJECT NO: 2015.0269  
DATE: 03.22.16



CHECKED: JN DRAWN: AR

### SYMBOLS / LEGEND





SEAL:

STUART ANDERSON, P.E.  
OH. REG. #78194

CONSULTANT:

DEMOLITION NOTES

1. PRIOR TO COMMENCEMENT OF DEMOLITION THE CONTRACTOR WILL COORDINATE HIS ACTIVITIES WITH ALL THE UTILITY COMPANIES SERVING THIS AREA. CONTRACTOR IS TO COORDINATE FULLY WITH UTILITY COMPANIES ON EXACT LOCATION OF UNDERGROUND UTILITIES PRIOR TO EXCAVATION.
2. THE CONTRACTOR IS TO COMPLETELY REMOVE AND DISPOSE OF ALL STRUCTURES AND BUILDINGS THAT IS SO INDICATED INCLUDING FOUNDATIONS, TIMBER AND BRUSH, EXCEPT AS OTHERWISE INDICATED; STUMPS AND ROOTS; EXISTING PAVEMENT; OTHER STRUCTURES AS SHOWN OR REASONABLY IMPLIED IN THE DRAWINGS.
3. EXCEPT IN AREAS WHERE EXISTING TREES SHALL BE PRESERVED, A MINIMUM DEPTH OF REMOVAL SHALL BE (2) FOOT BELOW SUBGRADE IN ROADWAY AREAS AND TO ORIGINAL SOILS ELSEWHERE. WHERE EXISTING BUILDINGS ARE TO BE DEMOLISHED, ALL TRACES OF FOUNDATIONS AND UNDERGROUND UTILITIES ARE TO BE REMOVED (UNLESS OTHERWISE NOTED ON PLANS). THE CONTRACTOR IS RESPONSIBLE FOR PROPER DISPOSAL OF ALL WASTE MATERIAL.
4. WHERE PAVING OR STRUCTURES ARE TO BE REMOVED WHICH ABUT OR ARE A PART OF CONNECTED FACILITIES (THAT ARE OFF-SITE), RESTORATION OF ANY DAMAGE THAT MIGHT RESULT FROM DEMOLITION IS TO BE RESTORED TO A CONDITION EQUAL TO OR BETTER THAN EXISTING UNLESS SPECIFICALLY EXEMPTED BY THE PLANS. THE COST FOR SUCH RESTORATION SHALL BE INCIDENTAL TO OTHER CONSTRUCTION AND NO EXTRA COMPENSATION WILL BE ALLOWED.
5. THE LOCATION OF ALL EXISTING UTILITIES, STORM DRAINAGE AND TREES SHOWN ON THE PLANS HAVE BEEN DETERMINED FROM AVAILABLE INFORMATION AND IS GIVEN FOR THE CONVENIENCE OF THE CONTRACTOR. THE OWNER OR ENGINEER ASSUMES NO RESPONSIBILITY FOR ACCURACY. PRIOR TO THE START OF DEMOLITION THE CONTRACTOR SHALL VISIT THE SITE AND DETERMINE THE EXISTENCE & LOCATION OF ALL STRUCTURES, UTILITIES & TREES SHOWN OR NOT ON THE PLANS, WHICH WOULD NEED TO BE REMOVED OR PRESERVED.
6. THE CONTRACTOR IS TO COORDINATE THE RELOCATION OR REMOVAL OF ALL OVERHEAD/UNDERGROUND UTILITIES, UTILITY POLES, LIGHTS AND LINES IN THE RIGHT-OF-WAY AND ON THE PROPERTY WITH THE APPROPRIATE SERVICE PROVIDER.
7. THE CONTRACTOR SHALL REFERENCE AND RESTORE PROPERTY CORNERS AND LAND MARKERS DISTURBED DURING CONSTRUCTION. (UNDER THE DIRECTION OF A OHIO REGISTERED LAND SURVEYOR).

03.22.16	CONSTRUCTION SET
02.29.16	REVISED SITE PERMIT
11.05.15	ISSUE FOR PERMIT
11.05.15	ISSUE FOR BID
NO DATE	REMARKS

REVISIONS

RESTAURANT FOR:  
TOMS King

335 COMMERCE DRIVE  
CRYSTAL LAKE, IL 60014  
815-444-2008



BURGER KING  
REMODEL

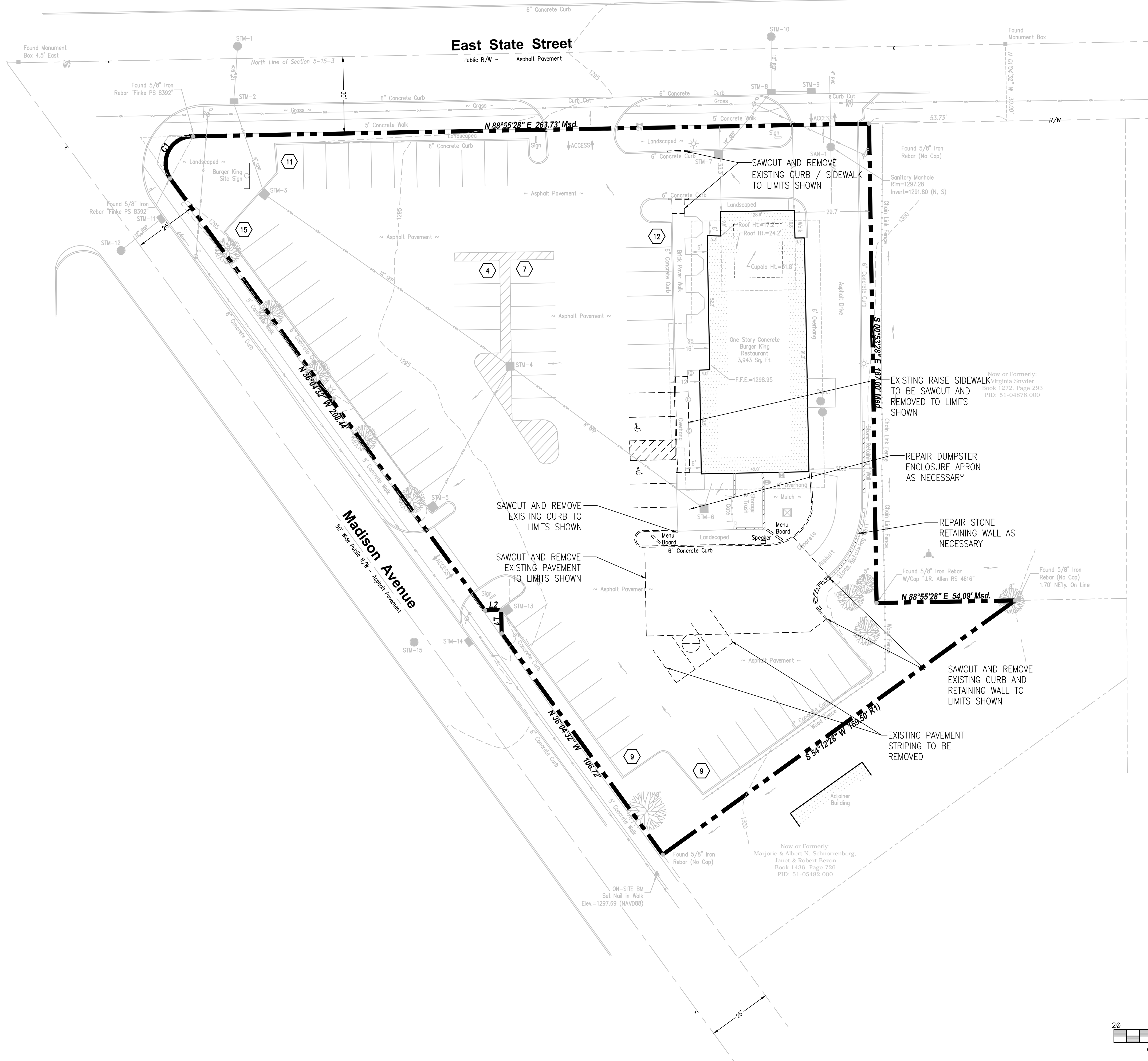
BK STORE #9511  
1761 E. STATE STREET  
SALEM, OH

PROJECT NO: 2015.0269  
DATE: 03.22.16

C1.1  
DEMOLITION PLAN

CHECKED: CDB DRAWN: JFH

INTERPLAN LLC. RESERVES COPYRIGHT & OTHER RIGHTS RESTRICTING THESE DOCUMENTS TO THE ORIGINAL SITE OR PURPOSE FOR WHICH THEY WERE PREPARED. REPRODUCTIONS, CHANGES OR ASSIGNMENTS ARE PROHIBITED.



DEMOLITION PLAN

1"=20'

SEAL:

STUART ANDERSON, P.E.  
OH. REG. #78194

CONSULTANT:

03.22.16	CONSTRUCTION SET
02.29.16	REVISED SITE PERMIT
11.05.15	ISSUE FOR PERMIT
11.05.15	ISSUE FOR BID
NO DATE	REMARKS

REVISIONS

RESTAURANT FOR:  
**TOM'S King**  
335 COMMERCE DRIVE  
CRYSTAL LAKE, IL 60014  
815-444-2008  
**BURGER KING CORPORATION**

**BURGER KING REMODEL**  
BK STORE #9511  
1761 E. STATE STREET  
SALEM, OH

PROJECT NO: 2015.0269  
DATE: 03.22.16

**C1**

SITE DIMENSION PLAN

CHECKED: CDB DRAWN: JFH

**SITE NOTES**

1. CONCRETE DRIVE-THRU APPROACH TO BE 4,000 PSI CONCRETE 6" THICK WITH FIBERMESH EXPANSION JOINTS AT 10' O.C.
2. EXISTING SANITARY SEWER AND WATER SERVICE TO THE EXISTING BUILDING ARE TO REMAIN.
3. NOTIFY THE ARCHITECT IMMEDIATELY OF ANY DISCREPANCIES BETWEEN THE PLAN AND FIELD ELEVATIONS.
4. REPAIR ALL EXISTING DAMAGE CURB; REPAIR POT HOLES WITHIN PARKING AREAS; SOD ALL AREAS DISTURBED DURING CONSTRUCTION AND ALL OPEN AREAS. INCLUDE THE COST OF REPAIRS AND SOODING IN BID PACKAGE.
5. LANDSCAPING BY LANDSCAPING CONTRACTOR (BY OWNER).

**SITE CONCRETE NOTES**

PROVIDE THE FOLLOWING SIDEWALK REQUIREMENTS UNLESS OTHERWISE SHOWN OR NOTED ON THE DRAWINGS:

- A. SIDEWALKS SHALL BE 4" THICK WITH FIBERMESH ON 4" COMPACTED GRANULAR BASE
  - B. CONTROL JOINTS (CJ) SHALL BE SPACED SO AS TO OBTAIN APPROXIMATELY SQUARE SECTIONS W/ A MAXIMUM SPACING OF 6'-0" O.C.
  - C. EXPANSION JOINTS (EJ) SHALL BE SPACED AT 40'-0" O.C. AND WHERE SIDEWALK ABUTS A STRUCTURE
- PROVIDE THE FOLLOWING CURB REQUIREMENTS UNLESS OTHERWISE SHOWN OR NOTED ON THE DRAWINGS:
- A. CURBS SHALL HAVE CONTROL JOINTS AT 15'-0" O.C. AND EXPANSION JOINTS AT 60'-0" O.C. AND AT TANGENT POINTS OF ALL RADII OF LESS THAN 100'-0".
  - B. CURB CONTROL JOINTS SHALL BE 1" DEEP SAW CUTS MADE WITHIN 48 HOURS OF PLACING CONCRETE. MAXIMUM SPACING TO BE 15'-0" O.C.
  - C. CURB REINFORCING STEEL SHALL NOT RUN THROUGH EXPANSION JOINTS.
  - D. LAP BARS 12" AT ALL SPLICES.
  - E. REINFORCING STEEL DOWELS SHALL BE PROVIDED AT ALL CURB CONSTRUCTION JOINTS.
  - F. EXPANSION JOINTS SHALL BE 1/2" WIDE PREFORMED FILLER, FULL DEPTH.
  - G. ALL CURB RETURN RADII ARE 5' UNLESS NOTED.

**BURIED UTILITIES NOTE**

BURIED UTILITIES ARE SHOWN AT THEIR APPROXIMATE LOCATION BASED UPON INFORMATION OBTAINED FROM ARCHIVES AND FIELD EVIDENCE. OTHER BURIED UTILITIES MIGHT EXIST ON THE SUBJECT SITE WHICH ARE NOT SHOWN ON THIS DRAWING. USE EXTREME CAUTION DURING EXCAVATION PROCEDURES AND CONTACT JULIE @ 1-800-892-0123 FOR EXACT LOCATION OF BURIED FACILITIES PRIOR TO EXCAVATION OPERATIONS.

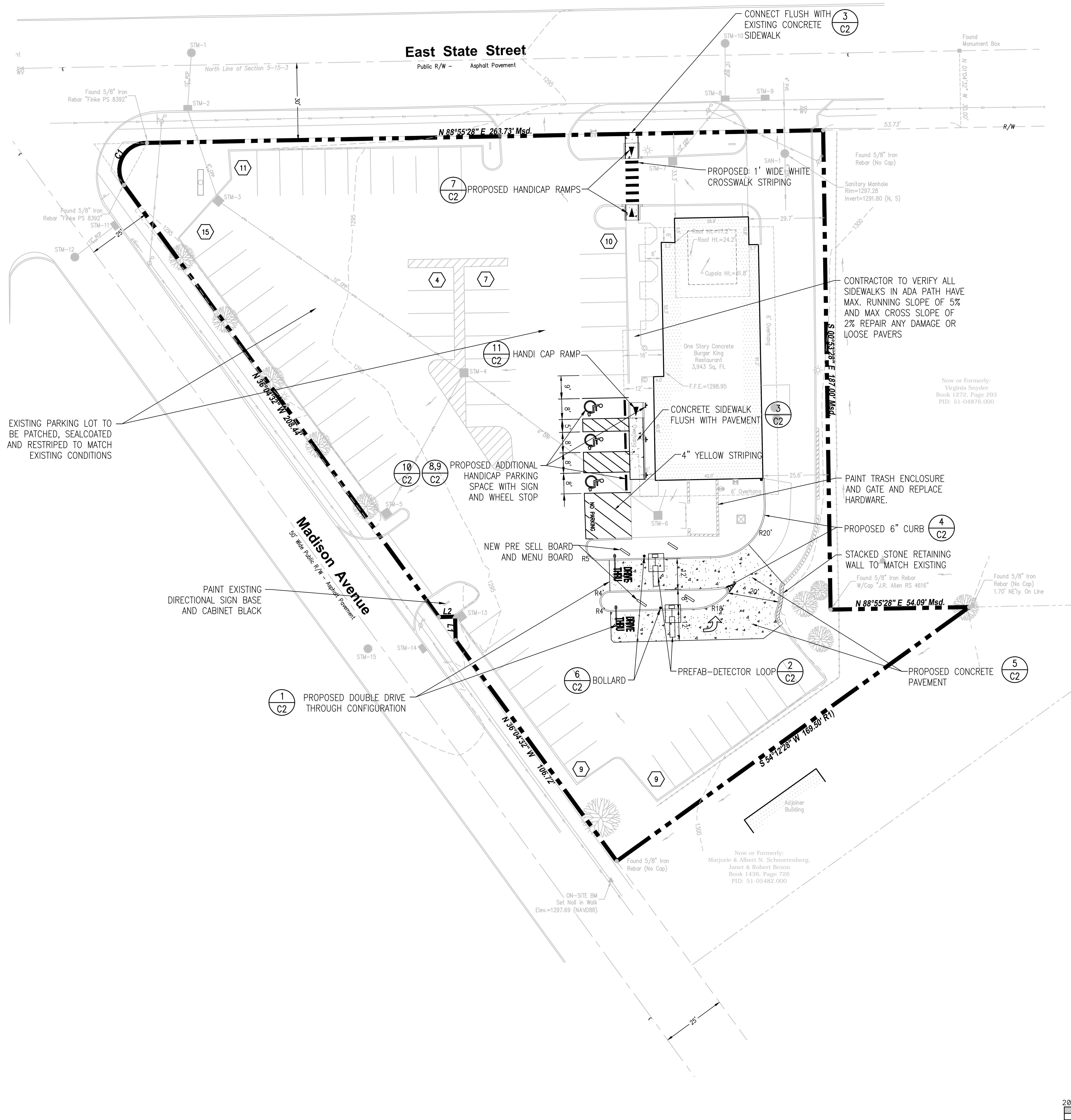
**SITE DATA**

<b>SITE AREA</b>	50,746 SF	1.16 AC
<b>EXISTING</b>		
IMPERVIOUS { PAVEMENT/SIDEWALKS	41,739 SF	82% } 90%
{ BUILDING	3,943 SF	8% }
TOTAL IMPERVIOUS	45,682 SF	
OPEN SPACE (GREEN)	5,064 SF	10%
<b>PROPOSED</b>		
IMPERVIOUS { PAVEMENT/SIDEWALKS	41,331 SF	81% } 89%
{ BUILDING	3,943 SF	8% }
TOTAL IMPERVIOUS	45,274 SF	
OPEN SPACE (GREEN)	5,472 SF	11%

**PARKING CALCULATION**

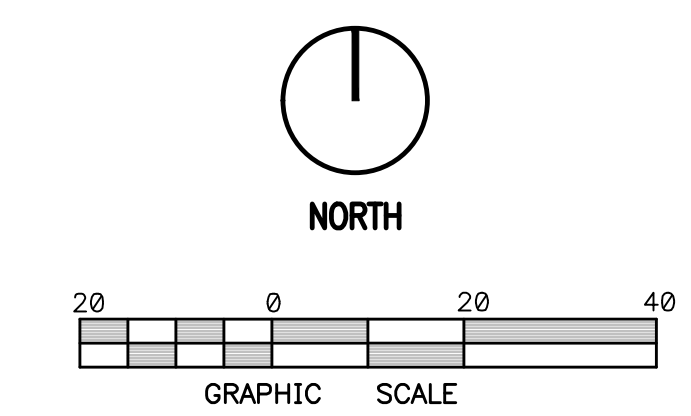
<b>EXISTING PARKING PROVIDED</b>	
REGULAR	68
HANDICAP	2
TOTAL	70
<b>PROPOSED PARKING PROVIDED</b>	
REGULAR	62
HANDICAP	3
TOTAL	65

(XX) PARKING SPACE COUNT

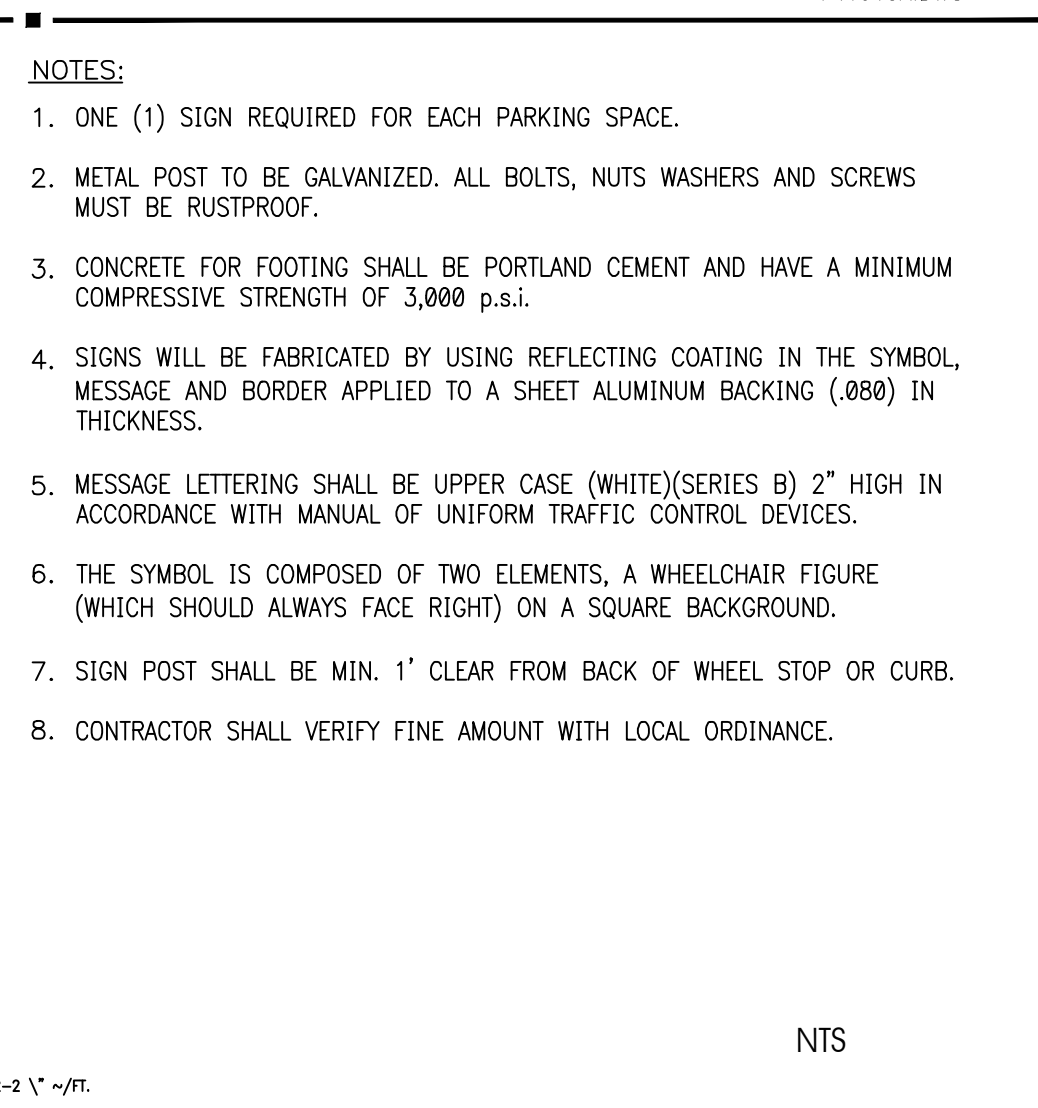
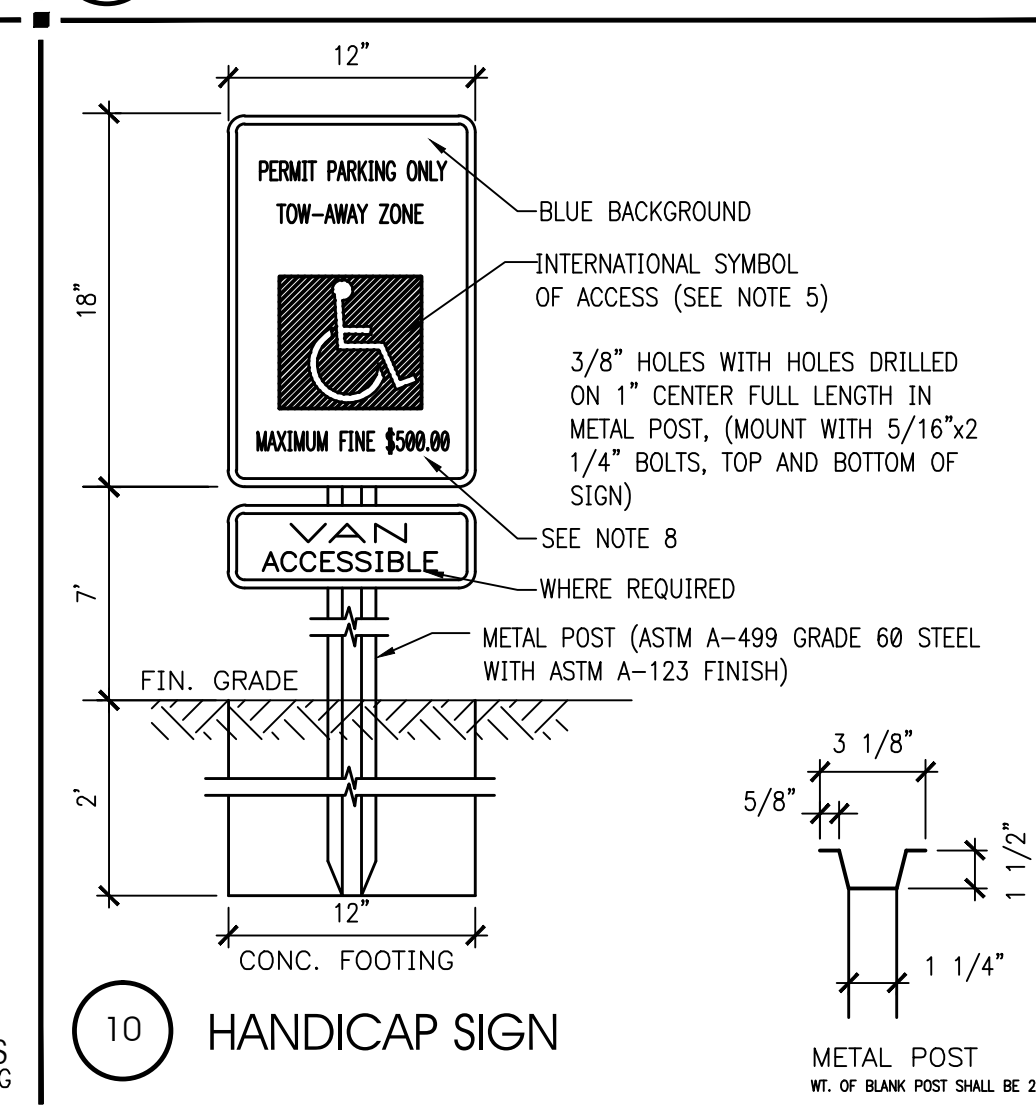
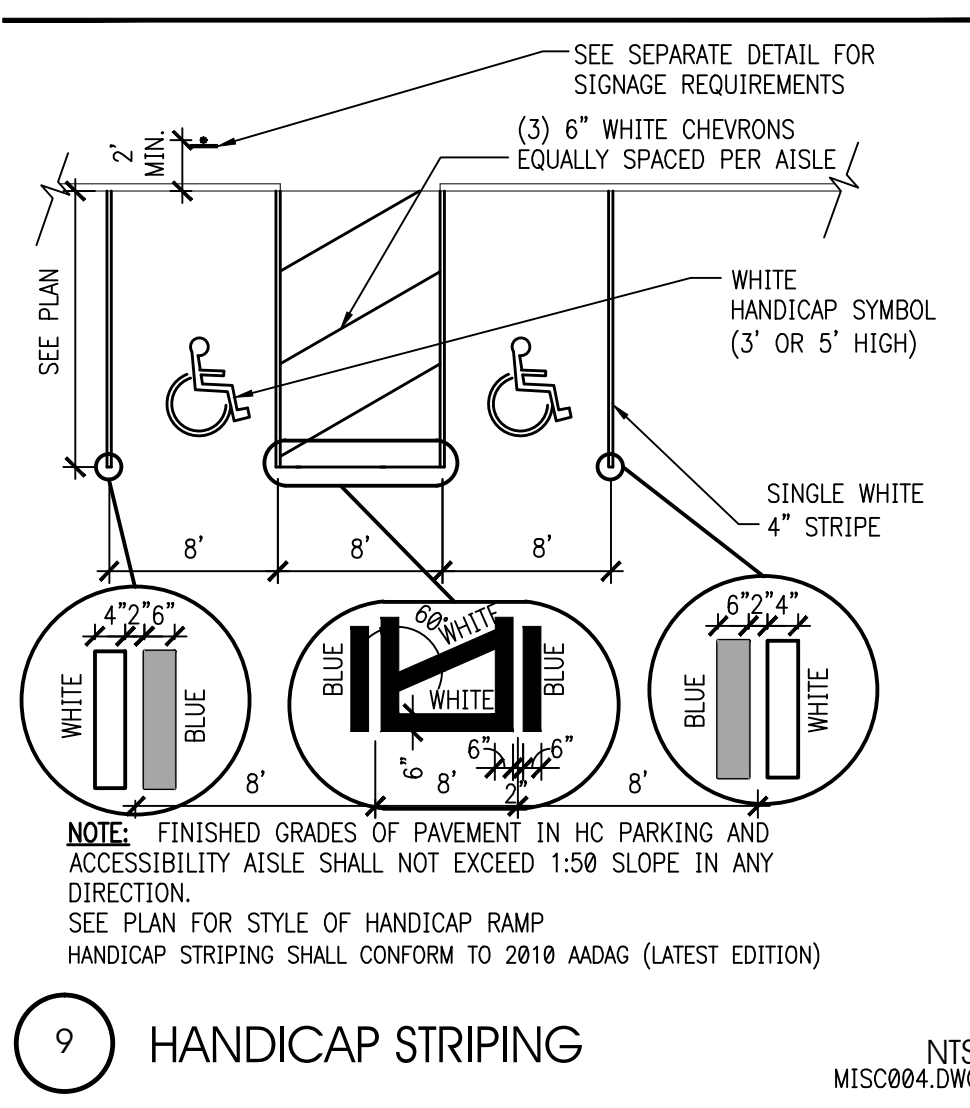
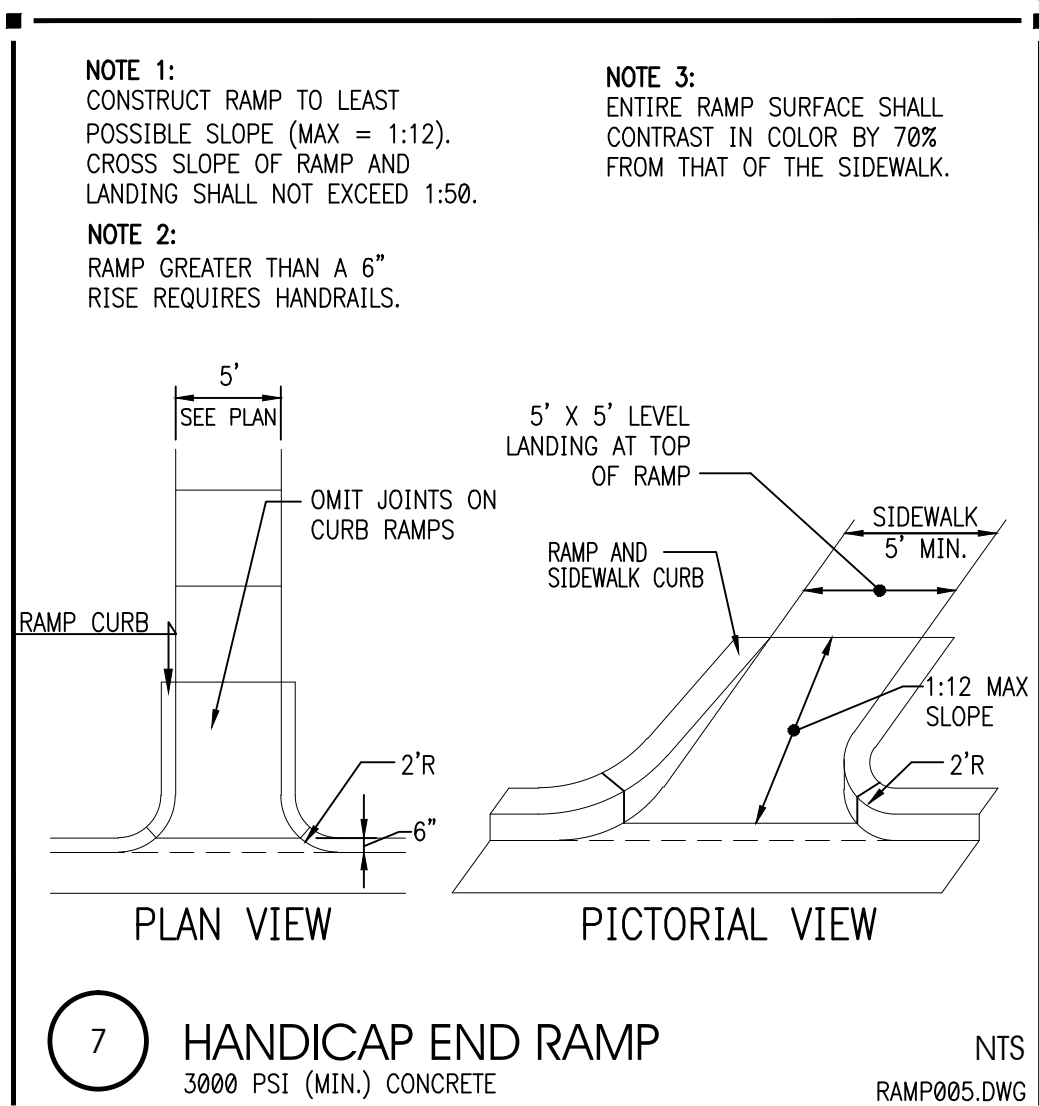
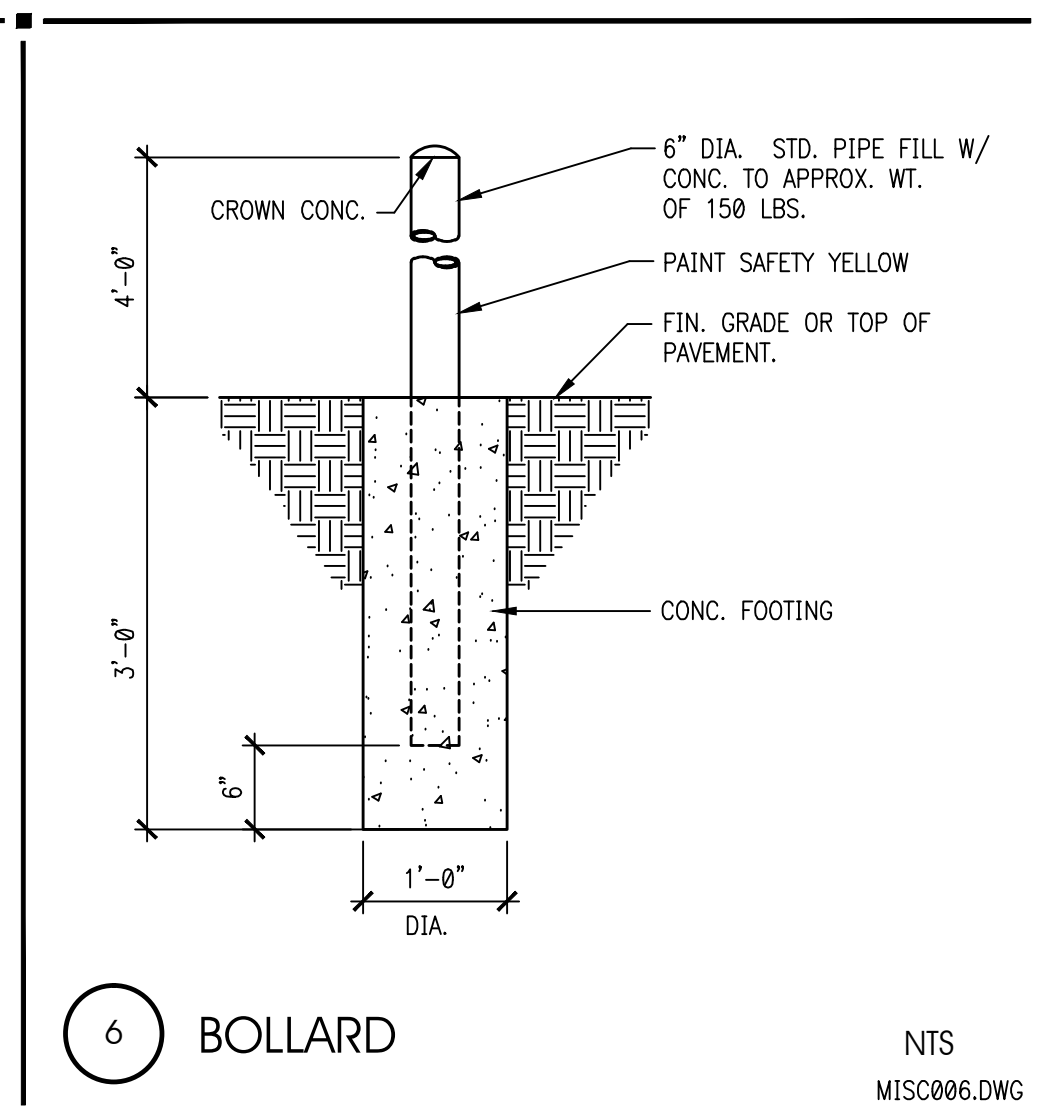
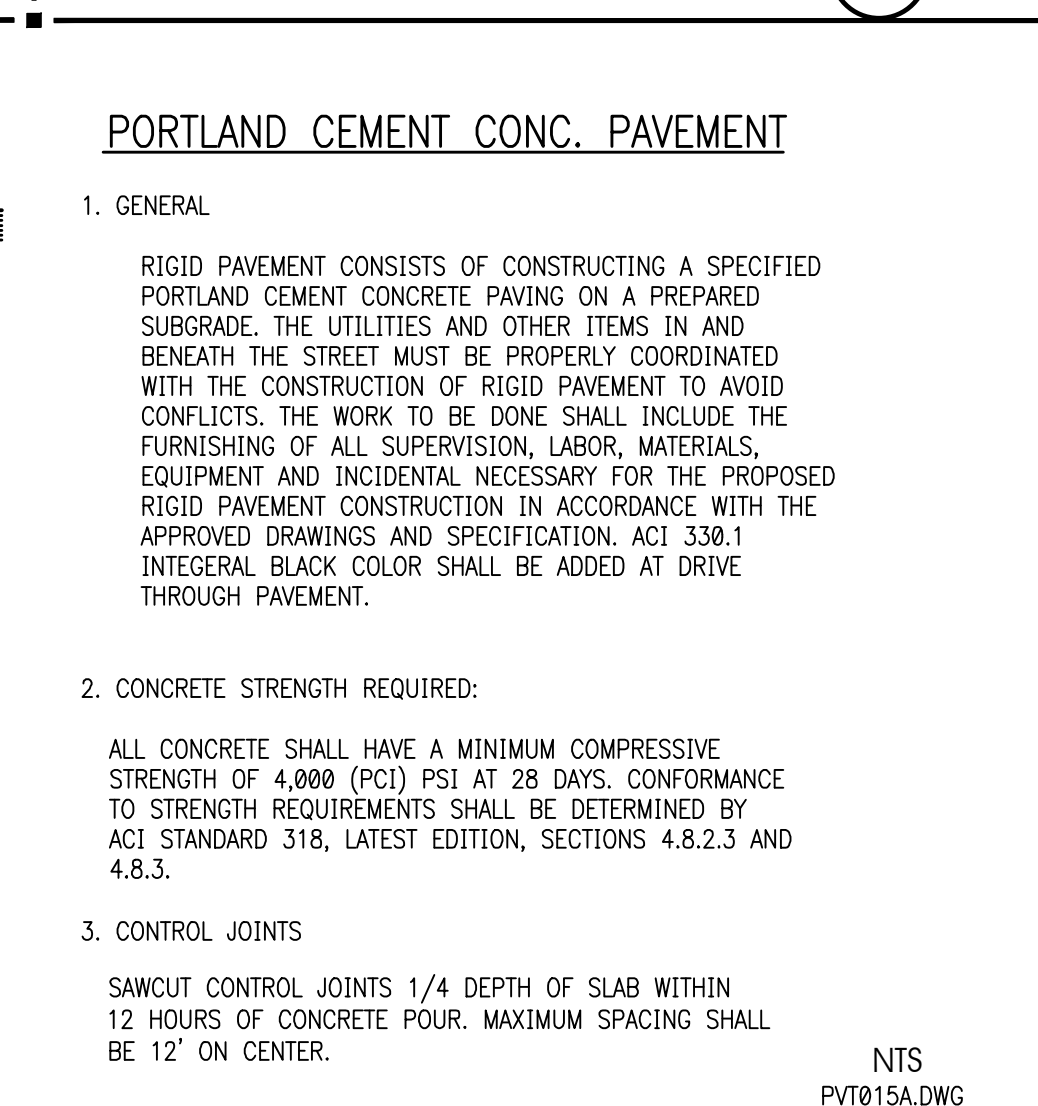
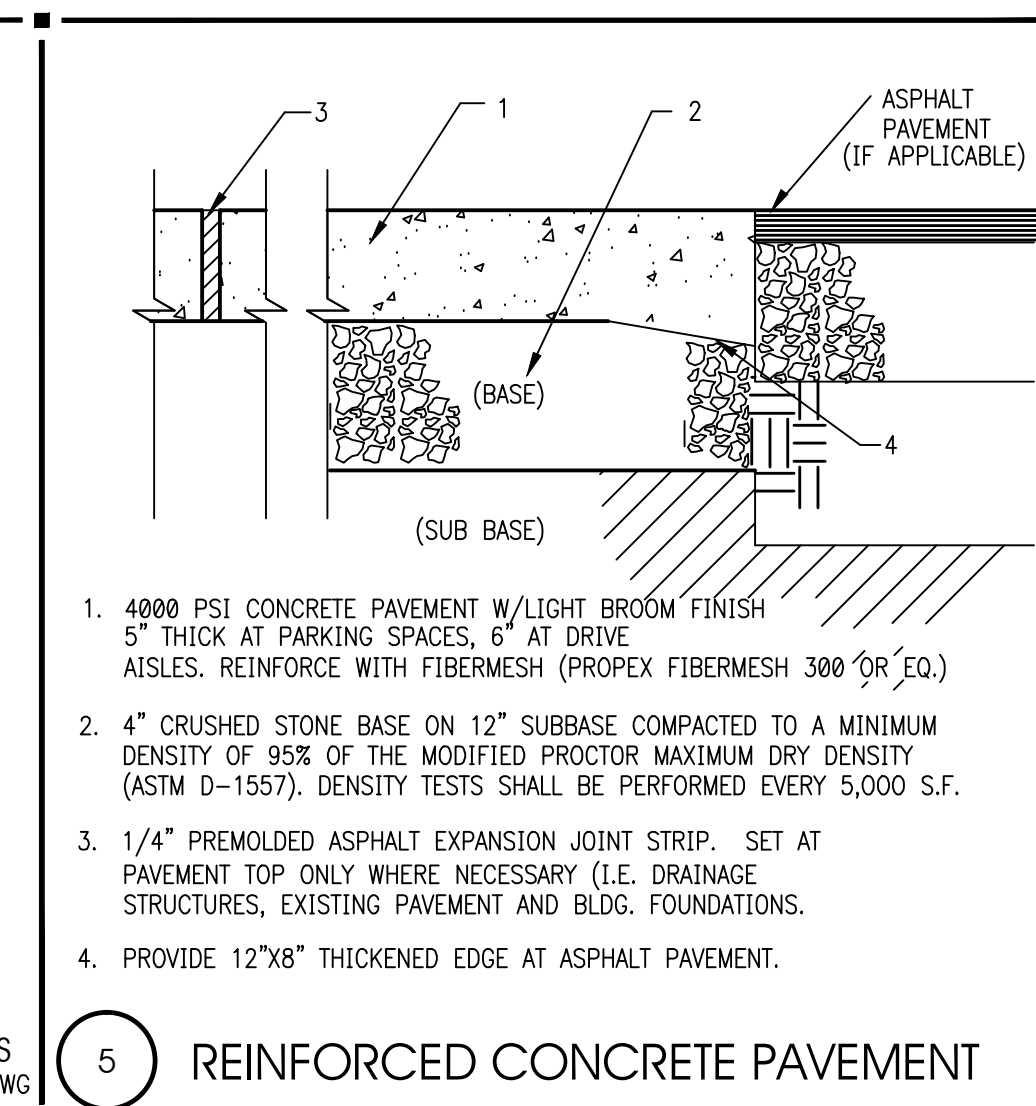
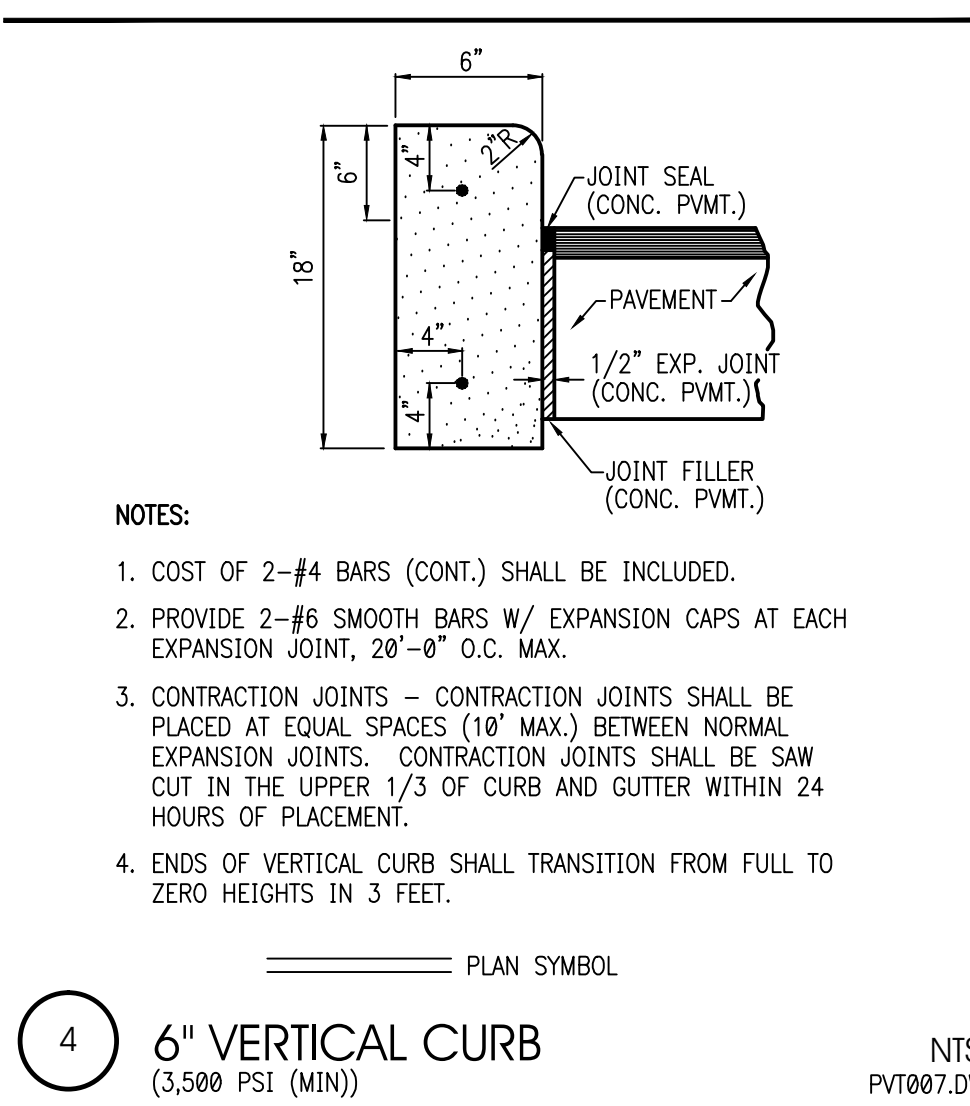
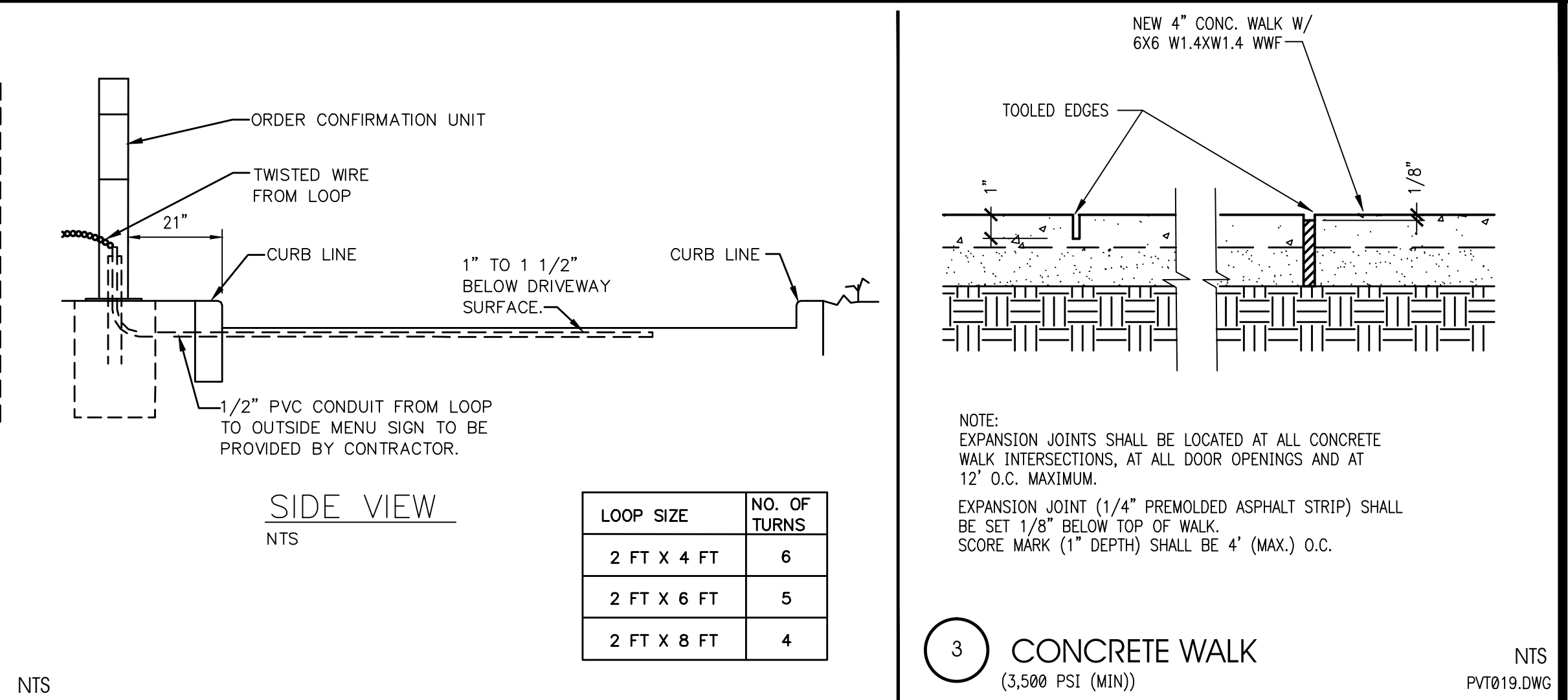
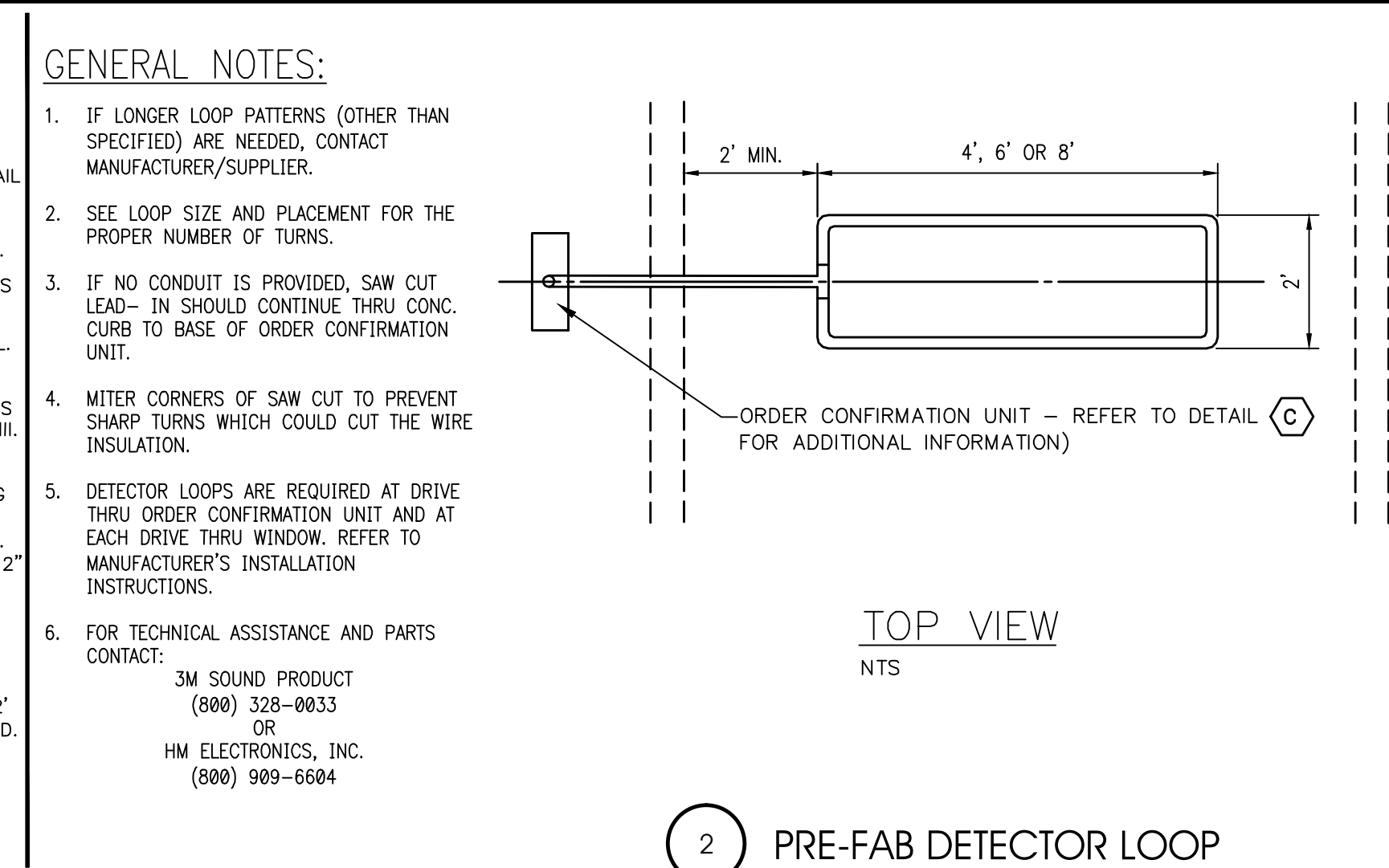
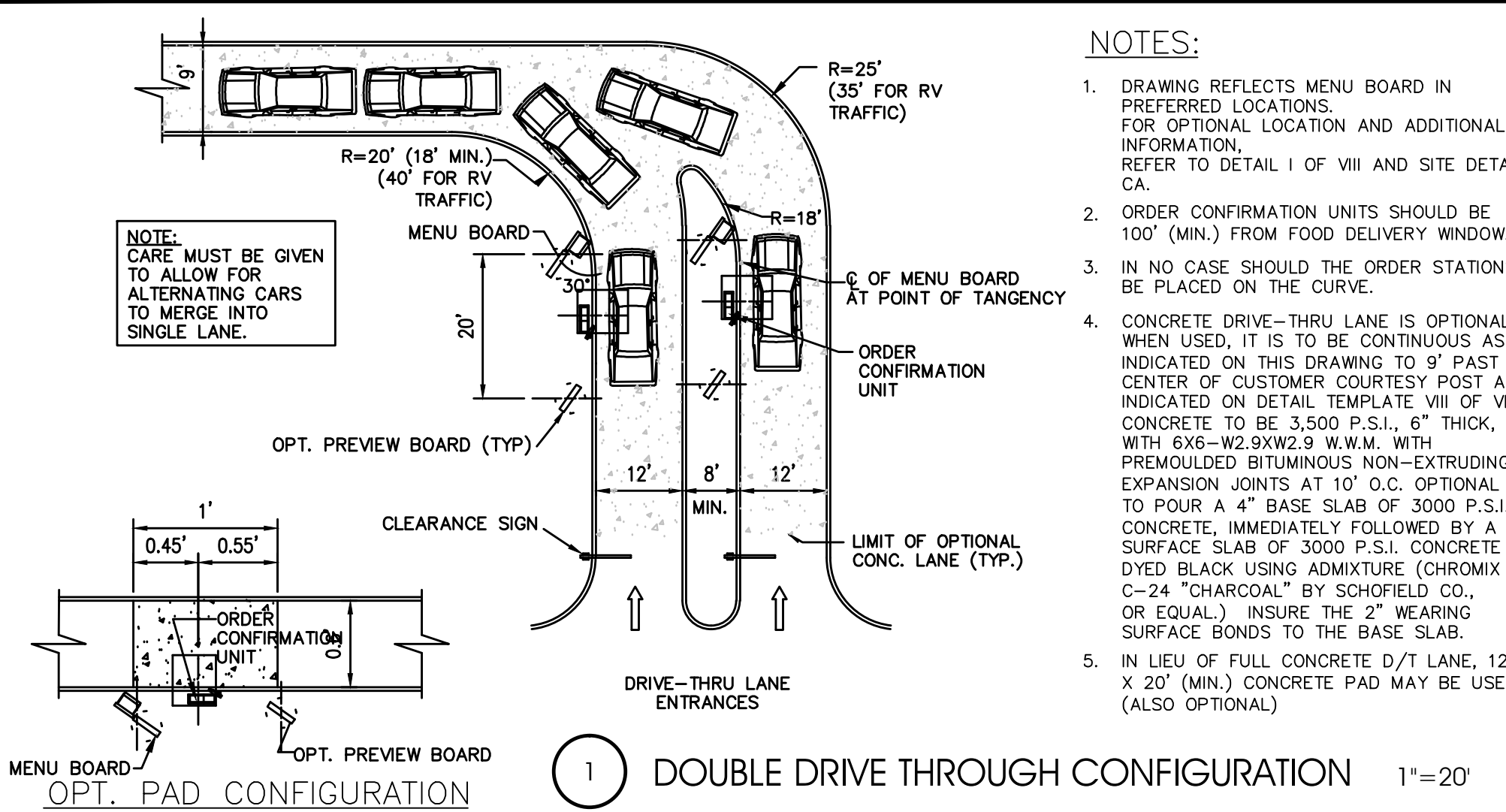


SITE DIMENSION PLAN

1"=20'







**INTERPLAN**  
ARCHITECTURE  
ENGINEERING  
INTERIOR DESIGN  
PROJECT MANAGEMENT

604 COURTLAND STREET  
SUITE 100  
ORLANDO, FLORIDA 32804  
PH 407.646.6008  
FX 407.629.9124

SEAL:

STUART ANDERSON, P.E.  
OH. REG. #78194

CONSULTANT:

03.22.16 CONSTRUCTION SET  
02.29.16 REVISED SITE PERMIT  
11.05.15 ISSUE FOR PERMIT  
11.05.15 ISSUE FOR BID  
NO DATE REMARKS

REVISIONS

**RESTAURANT FOR:**  
**TOM'S King**  
335 COMMERCE DRIVE  
CRYSTAL LAKE, IL 60014  
815-444-2008  
**BURGER KING CORPORATION**

**BURGER KING REMODEL**  
BK STORE #9511  
1761 E. STATE STREET  
SALEM, OH

PROJECT NO: 2015.0269  
DATE: 03.22.16

**C2**  
DETAILS PLAN

CHECKED: CDB DRAWN: JFH

INTERPLAN LLC. RESERVES COPYRIGHT & OTHER RIGHTS RESTRICTING THESE DOCUMENTS TO THE ORIGINAL SITE OR PURPOSE FOR WHICH THEY WERE PREPARED. REPRODUCTIONS, CHANGES OR ASSIGNMENTS ARE PROHIBITED.

SEAL:

CONSULTANT:

**LEGEND**

- EXISTING WALL
- NEW WALL
- NEW FURRED-OUT WALL
- FIRE EXTINGUISHER
- EXISTING TO BE REMOVED
- NEW WINDOW SEE A7.0
- E1 EXISTING DOOR
- N1 NEW DOOR
- R1 RELOCATED/ REUSED DOOR

- KEYED NOTES**
- P1 5/8" USG "SHEETROCK" TYPE "X" GYPSUM WALL BOARD PANELS AT FINISH FLOOR TO 6" ABOVE CEILING. FINISH: PER INTERIOR ELEVATIONS & DECOR PACKAGE.
  - P10 2x4 WOOD STUDS AT 16" O.C. SECURE TO STRUCTURE ABOVE. AT P10, USE 5 1/2" WOOD STUDS AT 16" O.C. SECURE TO STRUCTURE ABOVE.
  - P2 SOUND BATT INSULATION DINING
  - P2 5/8" USG "SHEETROCK" TYPE "X" GYPSUM WALL BOARD PANELS AT FINISH FLOOR TO 6" ABOVE CEILING. PAINT PER DECOR PACKAGE.
  - P2 2x6 WOOD STUDS AT 16" O.C. FLOOR TO DECK. RESTROOM
  - P2 5/8" USG "DUROCK" PANELS AT FINISH FLOOR TO DECK.
  - W1 2x4 STUDS AT 16" O.C., 5/8" GYPSUM BD ON BOTH SIDES AND R13 BATT INSULATION. FINISH PER DECOR PACKAGE.
  - W10 2x4 STUDS AT 16" O.C., 5/8" GYPSUM BD ON BOTH SIDES. FINISH PER DECOR PACKAGE.
  - W2 2x6 STUDS AT 16" O.C. WITH R-19 BATT. INSULATION. GYPSUM BD ON THE INSIDE AND PLYWOOD SHEATHING ON THE EXTERIOR SIDE. SEE WALL SECTIONS, EXTERIOR ELEVATIONS, AND DECOR DRAWINGS FOR FINISHES.
  - W3 2x6 STUDS AT 16" O.C. 5/8" GYPSUM BD ON BOTH SIDES AND R19 BATT INSULATION.
  - W4 HALF WALL - 2x4 STUDS AT 16" O.C., 5/8" GYPSUM BD ON BOTH SIDES. NEW STOREFRONT WINDOWS ABOVE TO MATCH EXISTING PLAYGROUND WALL.
- 2 PARTITION & WALL SCHEDULE NTS**

1. INSTALL NEW FRONT SERVICE COUNTER. COUNTER PROVIDED & INSTALLED BY G.C. REFER TO DECOR DRAWINGS.
2. PARTITION BELOW COUNTER BY G.C. G.C. TO VERIFY IF PARTIAL WALL DEMOLITION IS POSSIBLE FOR 34" ADA COUNTER TO ACHIEVE MOST COMPETITIVE BID. POS CABLING SHOULD BE STORED ABOVE CEILING IN LIEU OF DEMOLITION, UNTIL REINSTALLATION. G.C. TO PROVIDE POWER CONNECTIONS FOR RE-INSTALLATION OF POS AND EQUIPMENT AT FRONT COUNTER, BE SURE TO LEAVE OPENING IN STONE WALL FOR POS CABLING.
3. INSTALL NEW WALL TILE PER DECOR DRAWINGS.
4. PROVIDE AND INSTALL NEW DUROCK BACKING IN ALL WALLS IN THE RESTROOMS (TYPICAL). INSTALL NEW FINISHES PER DECOR DRAWINGS.
5. PROVIDE WOOD BLOCKING IN WALLS BEHIND NEW/RELOCATED PLUMBING ACCESSORIES AND PLUMBING FIXTURES FOR SUPPORT OF WATER LINES (TYPICAL). PATCH AND REPAIR WALLS AND PREPARE FOR NEW FINISHES.
6. INSTALL NEW FINISHES PER THE DECOR DRAWINGS.
7. REPLACE PUSH/PULL/PANIC HARDWARE.
8. PROVIDE WALL FURRING AT 16" O.C. MAX FOR NEW ARCHITECTURAL ELEMENTS ON FACE OF EXISTING BUILDING. REFER TO EXTERIOR ELEVATIONS.
9. REPAIR DOOR CLOSURE \*\*\*BID ALTERNATE FOR REPLACEMENT DOOR CLOSURE.
10. REPLACE MID PANES AT ENTRY DOOR.
11. NEW AWNING ABOVE.
12. REPAIR DRIVE-THRU WINDOW. NECESSARY.
13. SEE ENLARGED RESTROOM PLAN ON A3.0 FOR NEW LAYOUT AND FIXTURE MOUNTING DIMENSIONS.
14. PROVIDE "MAXIMUM OCCUPANT LOAD" SIGN.
15. REPAIR NEW RESTROOM FLOOR TIE PER THE DECOR DRAWINGS. \*\*BID ALTERNATE TO REPLACE
16. EXISTING STOREFRONT TO REMAIN. CLEAN ALL GLASS, TOUCH UP PAINT ON FRAMES, AS NEEDED. REPLACE ANY FAILED SEALS.
17. OWNER TO REMOVE AND RELOCATE FREESTYLE UNIT DURING CONSTRUCTION. PLUMBER IS REQUIRED TO RESET DRAIN HOOKUPS.
18. REPLACE DOOR LAMINATE AND PAINT FRAME. SEE DECOR DWGS FOR FINISH.
19. NOT USED
20. CLEAN AND BUFF FLOOR AFTER INSTALLATION/REPAIR OF FINISH MATERIALS.
21. INSTALL TILE AT OLD CORE DRILLS. SOLID BLACK TILES TO BE USED FOR PATCHING.
22. INSTALL 18" KICK PLATE AT EXISTING DOOR.
23. CLEAN EXISTING FLOOR DRAIN.
24. MOVE BEVERAGE UNIT DURING CONSTRUCTION - BY OWNER.
25. REPLACE EXISTING BASE TILE PER DECOR DRAWINGS.
26. REPAIR EXISTING FLOOR TILE. SOLID BLACK TILES TO BE USED FOR PATCHING. BID ALTERNATE TO REPLACE.
27. INSTALL NEW DOOR AND FRAME. SEE PLAN AND DOOR SCHEDULE ON A7.0. SEE DECOR DRAWINGS FOR DOOR AND FRAME FINISHES.
28. NOT USED
29. NOT USED
30. NOT USED
31. OUTLET BY CONTRACTOR. CONNECT OUTLET TO EXISTING CURRENT.

**DEMOLITION KEYED NOTES**

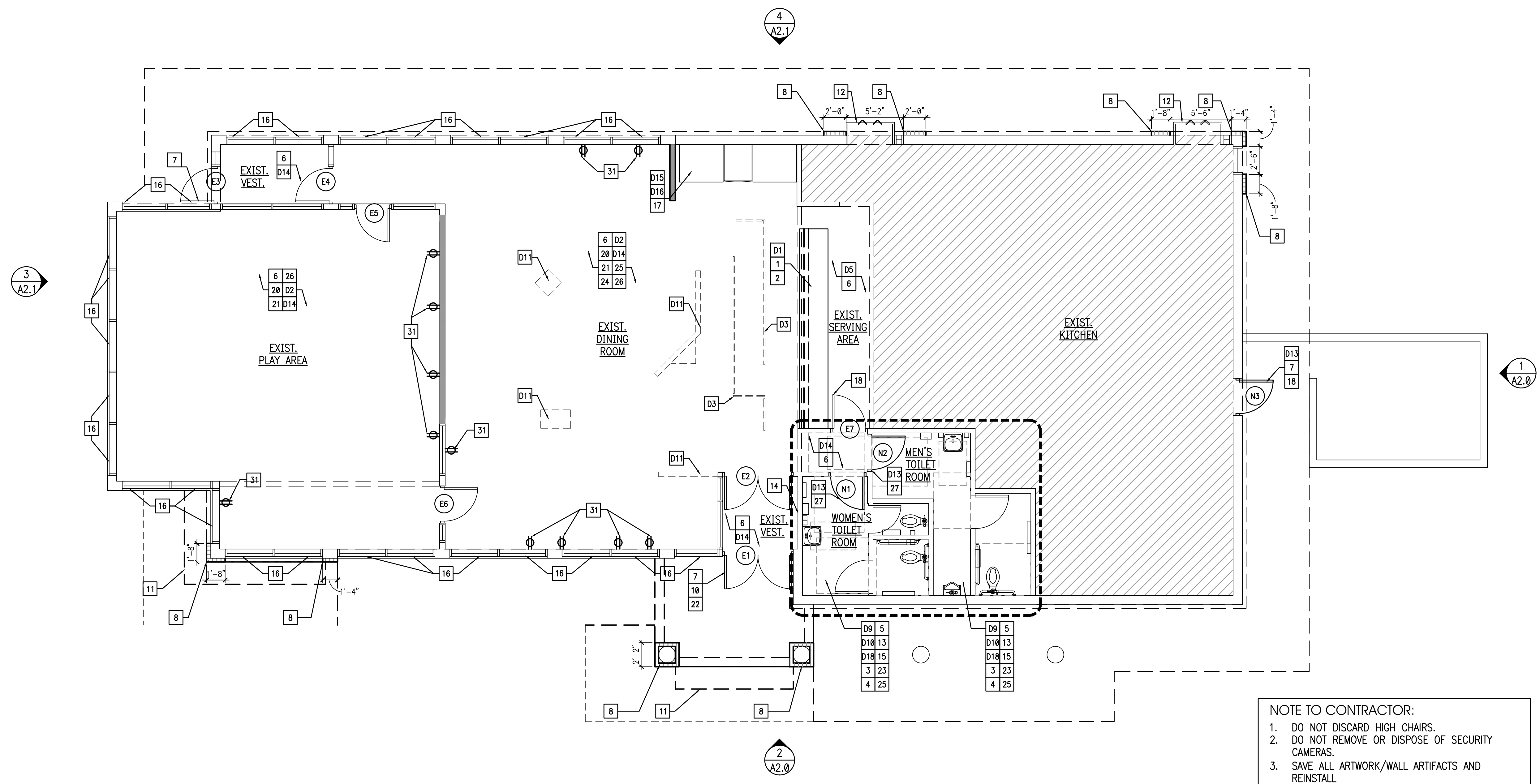
- D1. REMOVE EXISTING FRONT SERVICE COUNTER AND PARTITION BELOW COUNTER. GC TO VERIFY PARTIAL WALL DEMOLITION IS POSSIBLE FOR 34" ADA COUNTER. GC TO LEAVE EXISTING POWER CONNECTIONS FOR RE-INSTALLATION OF POS AND EQUIPMENT. POS TO BE REMOVED BY OWNER.
- D2. REMOVE EXISTING SEATING AND TABLES INCLUDING SUPPORT FRAMES. PATCH AND REPAIR FLOOR AS NEEDED. SOLID BLACK TILES TO BE USED FOR PATCHING.
- D3. REMOVE QUEUE RAIL. PATCH AND REPAIR FLOOR AS NEEDED. SOLID BLACK TILES TO BE USED FOR PATCHING.
- D4. NOT USED
- D5. REMOVE EXISTING ELECTRONIC INTERIOR MENU BOARD AND STORE FOR RE-INSTALLATION ONCE THE REMODEL IS COMPLETED. - BY OWNER
- D6. NOT USED
- D7. NOT USED.
- D8. NOT USED
- D9. REMOVE EXISTING WALL TILES AND PREPARE WALL TO RECEIVE NEW FINISHES.
- D10. REMOVE EXISTING PLUMBING FIXTURES AND TOILET ACCESSORIES. RELOCATE AS NECESSARY TO MEET ADA. REFER TO A-3.0 ENLARGED TOILET ROOM PLAN FOR MORE INFORMATION.
- D11. REMOVE EXISTING HALF WALLS AS INDICATED, PATCH AND REPAIR FLOOR AS NEEDED. SOLID BLACK TILES TO BE USED FOR PATCHING.
- D12. NOT USED
- D13. REMOVE EXISTING DOOR, FRAME, AND HARDWARE. SEE THIS SHEET FOR LOCATION AND A7.0 FOR NEW DOOR SPECIFICATIONS.
- D14. REMOVE WALL FINISHES TRIM AND PREPARE FOR NEW FINISHES TO BE INSTALLED. SEE DECOR DRAWINGS FOR FINISHES AND SPECIFICATIONS.
- D15. REMOVE EXISTING CONDIMENT/SELF SERVICE BAR. COORDINATE WITH OWNER.
- D16. OWNER TO REMOVE AND RELOCATE FREESTYLE UNIT DURING CONSTRUCTION. PLUMBER IS REQUIRED TO RESET DRAIN HOOKUPS.
- D17. NOT USED.
- D18. REPLACE STALL DOORS.
- D19. NOT USED.

**NOTE TO CONTRACTOR:**

1. DO NOT DISCARD HIGH CHAIRS.
2. DO NOT REMOVE OR DISPOSE OF SECURITY CAMERAS.
3. SAVE ALL ARTWORK/WALL ARTIFACTS AND REINSTALL

**NOTE:**

SEE THE INTERIOR DECOR DRAWINGS FOR INTERIOR FLOOR AND WALL FINISHES, FINISH SCHEDULE AND DETAILS.



**FLOOR PLAN**  
SCALE: 3/16" = 1'-0"

03.22.16 CONSTRUCTION SET  
02.29.16 REVISED SITE PERMIT  
11.05.15 ISSUE FOR PERMIT  
11.05.15 ISSUE FOR BID  
NO DATE REMARKS

REVISIONS

**RESTAURANT FOR:**  
**TOMS King**  
335 COMMERCE DRIVE  
CRYSTAL LAKE, IL 60014  
815-444-2008  
**BURGER KING CORPORATION**

**BURGER KING REMODEL**  
BK STORE #9511  
1761 E. STATE STREET  
SALEM, OH

PROJECT NO: 2015.0269  
DATE: 03.22.16

**A1.0**  
FLOOR PLAN

CHECKED: LL DRAWN: HP

COPYRIGHT © 2016 INTERPLAN LLC. RESERVES COPYRIGHT & OTHER RIGHTS RESTRICTING THESE DOCUMENTS TO THE ORIGINAL USE OR PURPOSE FOR WHICH THEY WERE PREPARED. REPRODUCTION, REPRODUCTION, CHANGES OR ASSIGNMENTS ARE PROHIBITED.



LIGHT FIXTURE SCHEDULE				
TYPE	MANUFACTURER	CATALOG NO.	WATTAGE	REMARKS
<b>B</b>	LSI	BESA LIGHT "LUCIA" GARNET (5 PENDANT FIXTURE) 6JC-169741-SN-LMPFL	GU-24	DECORATIVE GLASS PENDANT LIGHT. PENDANTS TO BE CENTERED OVER TABLES PER DECOR DRAWINGS. COORDINATE LOCATION AND QUANTITY WITH DECOR SUPPLIER. HEIGHTS VARY. LOWEST BOTTOM OF LIGHT: 6'-6" A.F.F. AT DINING TABLE 6'-8" A.F.F. AT SOFT SEATING
	SECURITY	BESA LIGHT "LUCIA" GARNET (5 PENDANT FIXTURE) 6JC-169741-SN-LMPFL	GU-24	
	CREE (RUUD)-HERMITAGE	BESA LIGHT "LUCIA" GARNET (5 PENDANT FIXTURE) 6JC-169741-SN-LMPFL	GU-24	
	CAL LIGHTING	(5 PENDANT FIXTURE) PCS-1077-BS		CONTACT: ROBERT COOPER 1-800-321-6677 x-102
<b>B1</b>	LSI	BESA LIGHT "TAMBURRO" GARNET 704241-SN-LMPFL	GU-24	DECORATIVE GLASS WALL SCONCE. COORDINATE LOCATION AND QUANTITY WITH DECOR SUPPLIER. HEIGHTS VARY. LOWEST BOTTOM OF LIGHT: 6'-4" A.F.F.
	SECURITY	BESA LIGHT "TAMBURRO" GARNET 704241-SN-LMPFL	GU-24	
	CREE (RUUD)-HERMITAGE	BESA LIGHT "TAMBURRO" GARNET 704241-SN-LMPFL	GU-24	
<b>B2</b>	LSI	BESA LIGHT "LUCIA" GARNET (1 PENDANT FIXTURE) 1TT-169741-SN-LMPFL	GU-24	DECORATIVE GLASS SINGLE PENDANT LIGHT. PENDANTS TO BE CENTERED OVER TABLES PER DECOR DRAWINGS. COORDINATE LOCATION AND QUANTITY WITH DECOR SUPPLIER. HEIGHTS VARY. LOWEST BOTTOM OF LIGHT: 6'-6" A.F.F. AT DINING TABLE 6'-8" A.F.F. AT SOFT SEATING
	SECURITY	BESA LIGHT "LUCIA" GARNET (1 PENDANT FIXTURE) 1TT-169741-SN-LMPFL	GU-24	
	CREE (RUUD)-HERMITAGE	BESA LIGHT "LUCIA" GARNET (1 PENDANT FIXTURE) 1TT-169741-SN-LMPFL	GU-24	
<b>B2</b>	CAL LIGHTING	(SINGLE PENDANT FIXTURE) PCI-1077-10-BS		CONTACT: ROBERT COOPER 1-800-321-6677 x-102
	LSI	1JT-4124RM-SN-LAMP (RUBY) 1JT-4124VM-SN-LAMP (VANILLA)	50 XENON	DECORATIVE PENDANT LIGHT WITH STAINLESS RING ACCENT. PENDANTS TO BE CENTERED OVER TABLES PER DECOR DRAWINGS. COORDINATE LOCATION AND QUANTITY WITH DECOR SUPPLIER. BOTTOM OF LIGHT @ 6'-6" A.F.F.
	SECURITY	5F7681J4124RM / 5F141BK4RPS (RUBY) 5F7681J4124VM / 5F141BK4RPS (VANILLA)	26 CFL	
	CREE (RUUD)-HERMITAGE	*BES00003 w/ RS9042&	18 CFL	

<b>C</b>	LSI	FB38-MAB-LMPFL	26 CFL	6" DIAMETER SURFACE MOUNTED CYLINDER, BLACK. JUNCTION BOX (LOCATION VARIES W/ MANUFACTURER)
	SECURITY	5F141SLSP5741	26 CFL	STEM WOOD TRUSS REQUIRED: MOUNT WITH BOTTOM OF FIXTURE FLUSH TO UNDERSIDE OF TRUSS.
	CREE (RUUD)-HERMITAGE	RS9035A-1B8 w/ RS9035B-NF8 w/ L-9121&	26 CFL	
<b>D</b>	LSI	SP7000A/7135B8BFL/BH27/LAMP-LMP2635	26 PLT	7" DIAMETER RECESSED DOWN LIGHT
	SECURITY	5F1687500IN/5F1687532BL5	26 CFL	
<b>E</b>	CREE (RUUD)-HERMITAGE	RC6 W/ LR6-10L L76WH-DR	11 WATT LED	
	LSI	1TFA-2-32-SD-SS010-LM735-UE	(2)32 FL	1x4 RECESSED FLUORESCENT
<b>F</b>	SECURITY	R142BLW120/GFK14	(2)32 FL	
	CREE (RUUD)-HERMITAGE	*F14GT0011	(2)32 FL	
<b>G</b>	LSI	GA-432-SD-SS010-LM735-UE	(4)32 FL	2x4 RECESSED FLUORESCENT
	SECURITY	R244BLW120	(4)32 FL	
<b>G2</b>	CREE (RUUD)-HERMITAGE	*J24RG0015	(4)32 FL	
	LSI	PGN18-432-FD-SS010-LM735-UE	(4)32 FL	2x4 RECESSED FLUORESCENT (DINING ROOM DROPPED CEILING OPTION)
<b>J</b>	SECURITY	RD4GSZAH81E	(4)32 FL	ORDER BLACK TRIM WITH BLACK CEILING AND WHITE TRIM WITH HAZE CEILING.
	CREE (RUUD)-HERMITAGE	*J24PG3014	(4)32 FL	
<b>K</b>	SECURITY	X1AFB132K1YFB01E	(1) 28 FL	MANUFACTURER: STONCO MODEL: XPRESSIVES SERIES 4" LINEAR FLUOR. DESCRIPTION: GOOSE NECK EXTERIOR FIXTURE MARKED FOR WET LOCATION ARM STYLE SL4 W/ACS3XX CABLE SUPPORT
	CREE (RUUD)-HERMITAGE	*BBC000716 W/(2)#BBC000717 W/*B8C000718	150 MH	

<b>L</b>	LSI	SCET-S-100-PSMV-PG-120-WHT (100W PSMH) CROSSOVER SERIES XSL2 5 LED 50 CW 120 WHT	100 MH	DROP DOWN METAL HALIDE FIXTURE
	SECURITY	UCL-853-100MH-S-WH-120/277 (100W PSMH) 851 SERIES 8851 DL 42 FP OW WH 120	100 MH	
<b>M</b>	CREE (RUUD)-HERMITAGE	MRC0410-1A	100 MH	
	LSI	HIWS-FTW-150-CMH-F-120-MSV	150 MH	SURFACE MOUNTED EXTERIOR WALL SCONCE NOTE: 1. FIXTURES ARE TO MATCH STOREFRONT FRAMES 2. LSI FIXTURE "L", COLOR SILVER, TO BE USED IN CANOPIES WHEN USING OPEN CANOPIES.
<b>N</b>	CREE (RUUD)-HERMITAGE	SE9141& (SILVER) OR SE9140& (BLACK) SE9139& (RED) SE5410-M (BRONZE)	100 MH	WET LISTED 4'-0" FLUORESCENT UNDER CANOPY LIGHT ARE TO BE INSTALLED POINTING DOWN. G.C. TO PROVIDE AND INSTALL BRACKETS AS REQUIRED.
	LSI	EG3-2-32-SS10-WL-LM830-UE	(2)32 FL	
<b>EM</b>	SECURITY	5F141SLSLN42	(2)32 FL	
	CREE (RUUD)-HERMITAGE	H514V2X32-U3	(2)32 FL	
<b>EMX</b>	LSI	EG2-WB-150-PSMH-PG-MT-BLK	150 MH	WALL MOUNTED SECURITY LIGHT
	SECURITY	SWP-175MH-WH/PS	175 MH	
<b>EM</b>	CREE (RUUD)-HERMITAGE	MGWPO615-M	175 MH	
	LSI	LES 6 100 WH	(2) 7.2	EMERGENCY LIGHT
<b>EMX</b>	SECURITY	PE 6	-	
	CREE (RUUD)-HERMITAGE	EMP22WH	-	
<b>EMX</b>	LSI	PRX-R-U-WB-WH-PR50-R12	(2) 5.4	EXIT/EMERGENCY LIGHT
	SECURITY	14104567	-	
<b>EMX</b>	CREE (RUUD)-HERMITAGE	EXPCRWH	-	
	SECURITY	14104567	-	

NOTES:  
 1. NOT ALL LIGHT FIXTURE TYPES SHOWN ON SCHEDULE MAY BE USED ON THIS PROJECT. REFER TO LIGHTING PLAN FOR PROJECT SPECIFIC TYPES AND QUANTITIES.  
 2. PENDANT FIXTURES "B" MUST BE CENTERED OVER TABLE TOPS. COORDINATE WITH DECOR DRAWINGS.  
 3. CONTRACTOR TO NOTIFY LIGHTING SUPPLIER OF THE FOLLOWING: FIXTURE TYPES "C" AND "D" WILL BE REQUIRED TO BE LENS AT THE LOCATIONS OVER THE SERVICE AREA AND OVER THE SELF-SERVE DRINK AREA. FIXTURE TYPE "G2" WILL REQUIRE A LENS OR TUBE GUARD AT THOSE LOCATIONS.

### GENERAL NOTES

- A. ALL DIMENSIONS SHOWN ON REFLECTED CEILING PLAN ARE FROM FACE OF WALL FINISH UNLESS NOTED OTHERWISE.
- B. THE REFERENCE HEIGHTS INDICATED ON PLAN ARE FROM APPROXIMATE FINISH FLOOR (A.F.F.)
- C. GENERAL CONTRACTOR TO COORDINATE DINING ROOM LIGHTING WITH APPROVED INTERIOR DECOR PLANS.
- D. CONTRACTOR SHALL VERIFY FIXTURE QUANTITIES AND ALSO MAKE PROPER ADJUSTMENTS FOR ANY CHANGES IN PLAN DUE TO ADDITIONAL REQUIREMENTS, LOCAL CODES, ETC.
- E. CONTRACTOR TO COORDINATE PENDANT LIGHT LOCATIONS WITH DECOR SUPPLIER'S DRAWINGS.
- F. ALL FIXTURES SHALL BE LOCATED IN CENTER OF CEILING TILES UNLESS OTHERWISE NOTED.
- G. SEE THIS SHEET FOR LIGHTING LAYOUT REQUIREMENTS AND ADDITIONAL INFORMATION.
- H. FOR FINISH SPECIFICATIONS, REFER TO FINISH SCHEDULE ON AB.0 SHEET.

NOTE:  
SEE THE INTERIOR DECOR DRAWINGS FOR INTERIOR FLOOR AND WALL FINISHES, FINISH SCHEDULE AND DETAILS.

NOTE:  
GRIDPOINT ENERGY MANAGEMENT SYSTEM IS IN THIS RESTAURANT. GIVE CAUTION TO SENSOR/THERMOSTATS.

### LEGEND

SYMBOL	DESCRIPTION
	SUPPLY AIR DIFFUSERS
	RETURN AIR GRILLES
	EXHAUST FAN GRILLES
	CEILING GRID & TILE: 2'x2'
	CEILING GRID & TILE: 2'x4'
	NEW GYPSUM BD. CEILING

### KEYED NOTES

1. EXISTING MENU BOARD WALL. FINISH PER DECOR SCHEDULE. RE-INSTALL MENU BOARD WITH ANGLE BRACKET. -BY OWNER
2. PREFABRICATED METAL CANOPY TYPICAL. COORDINATE WITH CANOPY VENDOR FOR WALL BLOCKING REQUIREMENTS.
3. NOT USED
4. NOT USED.
5. NEW SUSPENDED ACOUSTICAL CEILING TILE. USG 24 X 24 X 3/4 RADAR CLIMA PLUS CEILING PANEL, FL EDGE, COLOR WHITE.
6. NOT USED
7. NEW SUPPLY / RETURN DIFFUSERS (COLOR: WHITE) -FURNISHED AND INSTALLED BY OWNER.
8. NOT USED
9. PENDANT LIGHTS TO BE CENTERED OVER TABLES. COORDINATE WITH DECOR DRAWINGS AND SEATING PLAN. -SUPPLIED BY OWNER INSTALLED BY GC.
10. NEW ILLUMINATED BUILDING SIGN. SEE EXTERIOR ELEVATIONS.
11. NEW UNDER CANOPY LIGHT FIXTURE TO BE LOCATED SO THAT LIGHT SOURCE IS NOT VISIBLE. G.C. TO SUPPLY J-BOX AS INDICATED BY AWNING/CANOPY VENDOR. CONNECT NEW LIGHTS TO EXISTING CIRCUITS. VERIFY IN FIELD. PROVIDED BY CANOPY MANUFACTURER.
12. NOT USED
13. NOT USED
14. SECURITY CAMERAS TO REMAIN. DO NOT REMOVE, DO NOT THROW OUT.
15. CONNECT NEW LIGHTS TO EXISTING CIRCUITS. VERIFY IN FIELD.
16. INSTALL SOFFIT LIGHTS, SEE LIGHTING SCHEDULE ON THIS SHEET.
17. INSTALL NEW EMERGENCY LIGHTING AND EXIT SIGNS. -SUPPLIED BY OWNER INSTALLED BY GC.
18. NOT USED
19. NOT USED
20. NEW SOFFIT OVER SERVICE COUNTER, SEE DECOR DRAWINGS.
21. PATCH AND REPAIR EXISTING DRYWALL CEILING. PREP FOR NEW FINISH.
22. NEW SUSPENDED CEILING GRID.
23. REPLACE HVAC THERMOSTAT
24. REPAIR LIGHTING

**INTERPLAN**  
 ARCHITECTURE  
 ENGINEERING  
 INTERIOR DESIGN  
 PROJECT MANAGEMENT

604 COURTLAND STREET  
 SUITE 100  
 ORLANDO, FLORIDA 32804  
 PH 407.645.5008  
 FX 407.629.9124

SEAL:  
 CONSULTANT:

NO DATE: \_\_\_\_\_  
 REVISIONS

03.22.16 CONSTRUCTION SET  
 02.29.16 REVISED SITE PERMIT  
 11.05.15 ISSUE FOR PERMIT  
 11.05.15 ISSUE FOR BID

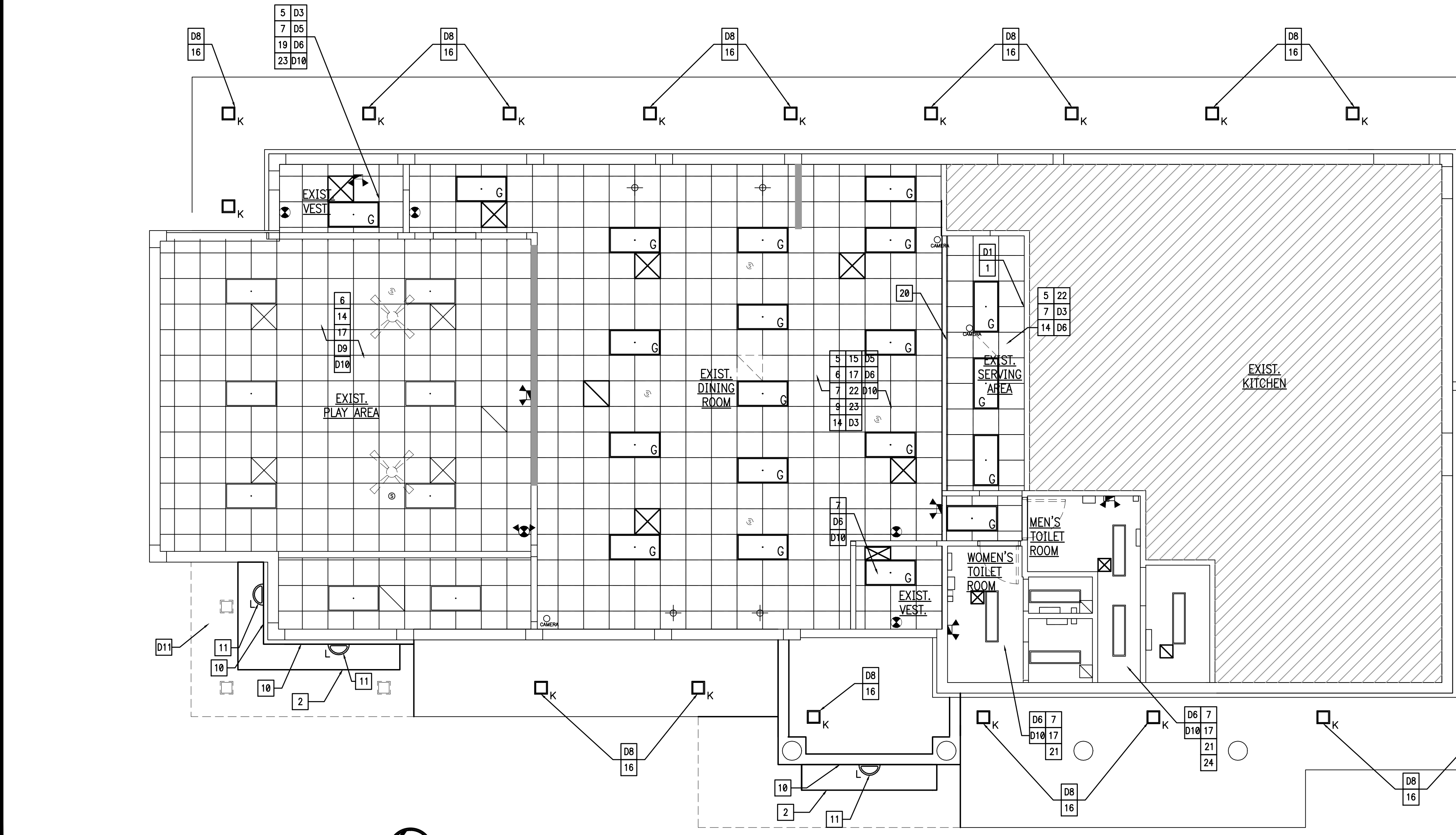
**RESTAURANT FOR:**  
**TOMS King**  
 335 COMMERCE DRIVE  
 CRYSTAL LAKE, IL 60014  
 815-444-2008  
**BURGER KING CORPORATION**

**BURGER KING REMODEL**  
 BK STORE #9511  
 1761 E. STATE STREET  
 SALEM, OH

PROJECT NO: 2015.0269  
 DATE: 03.22.16

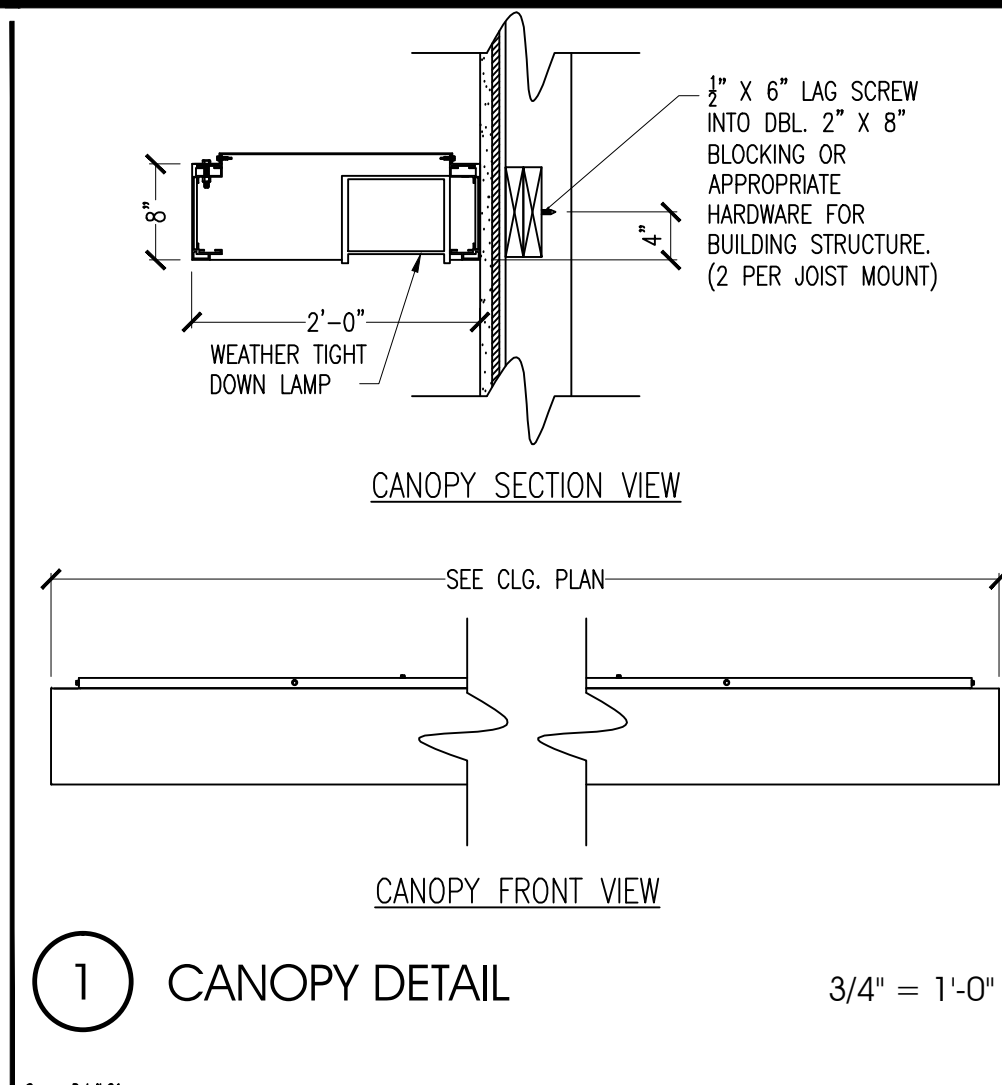
**A1.1**  
 CEILING PLAN

CHECKED: LL DRAWN: HP

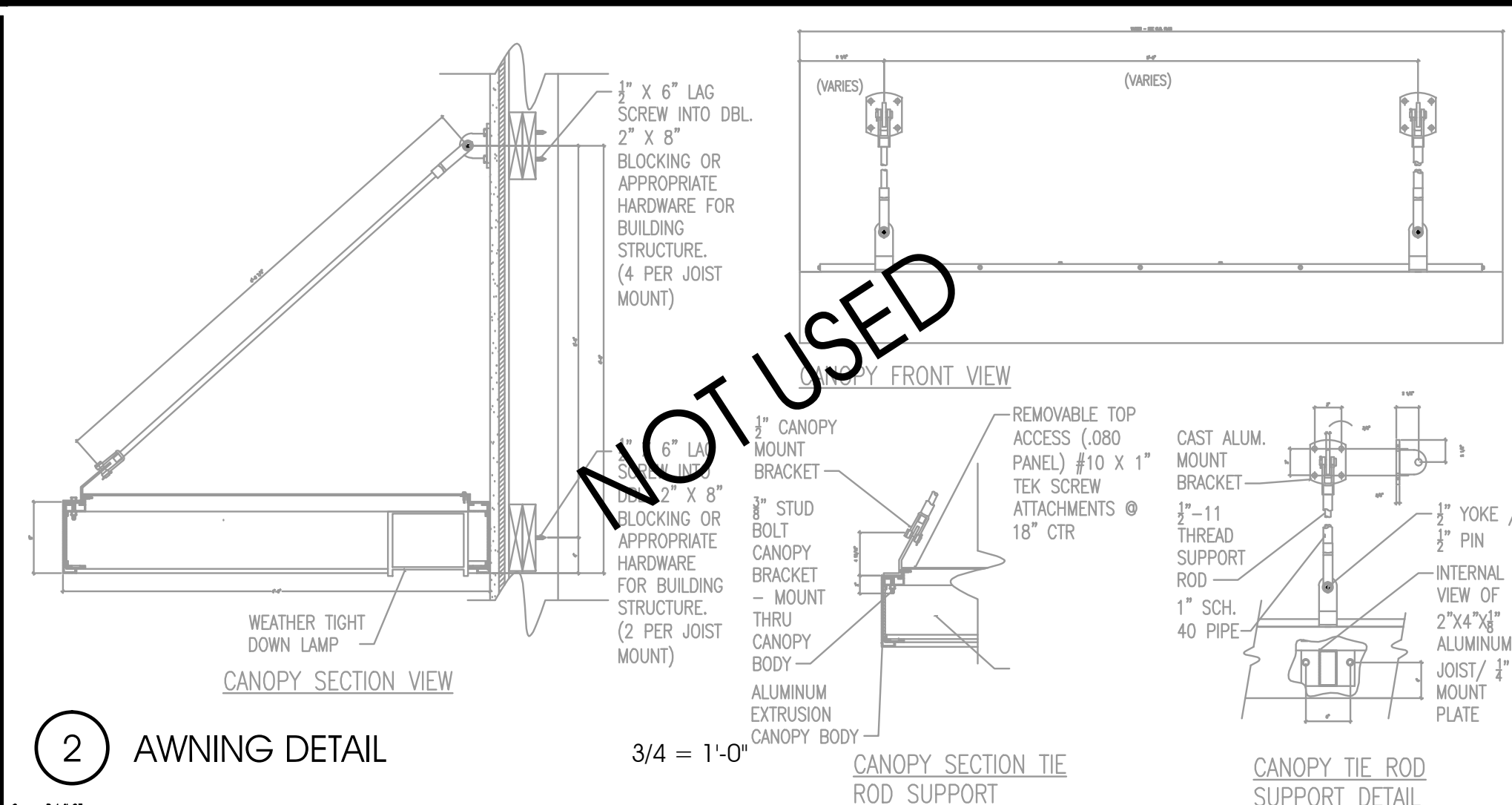


REFLECTED CEILING PLAN  
 SCALE: 3/16" = 1'-0"

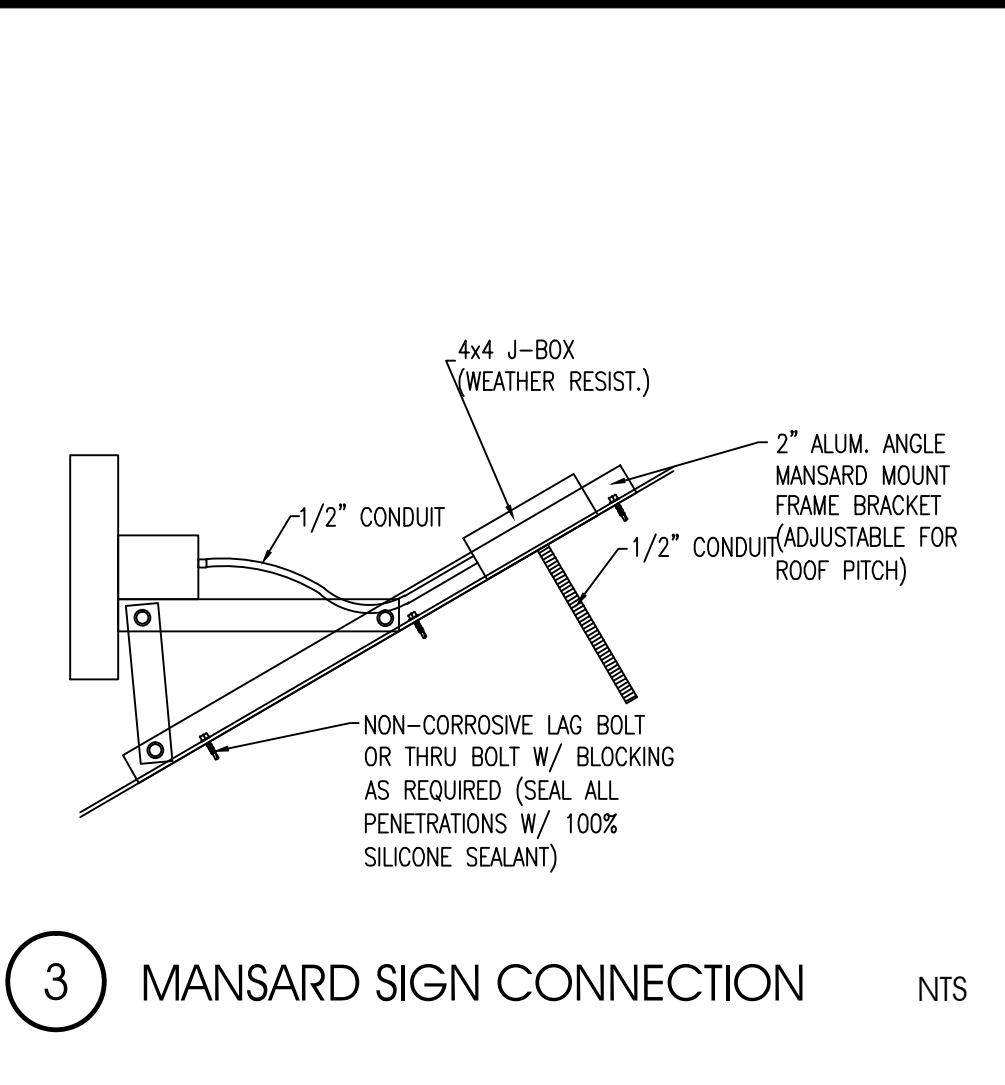




1 CANOPY DETAIL 3/4" = 1'-0"



2 AWNING DETAIL 3/4" = 1'-0"



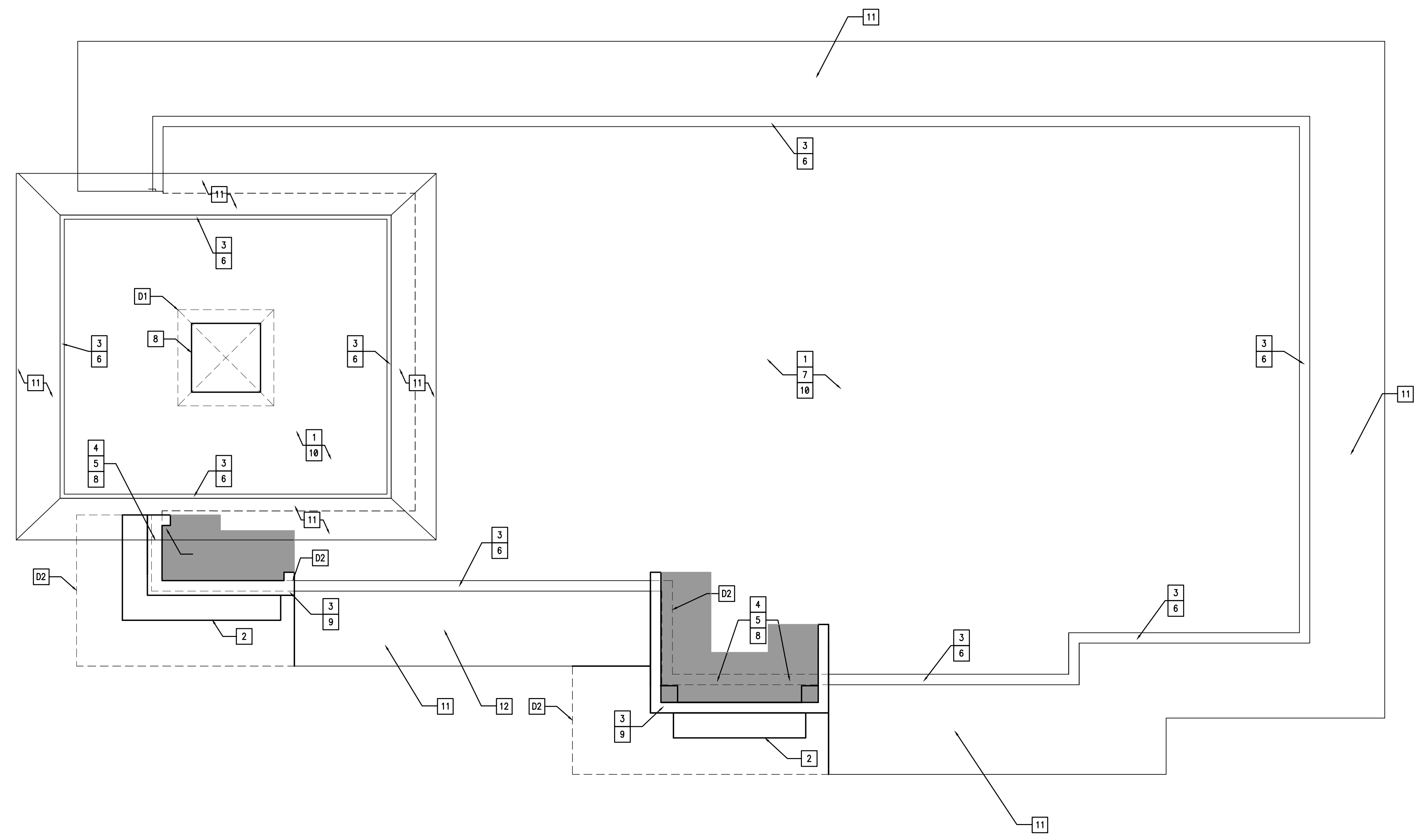
3 MANSARD SIGN CONNECTION NTS

- ### KEYED NOTES
- EXISTING ROOFING SYSTEM TO REMAIN. G.C. SHALL PROVIDE SUITABLE PATCH AT EXISTING/NEW ROOF MATERIAL JOINT TO MAINTAIN WATERTIGHT SEAL.
  - NEW PREFABRICATED METAL AWNING BY SIGN COMPANY. REFER TO DETAIL 1/A1.2. G.C. TO PROVIDE BLOCKING IN NEW FACADE FOR AWNING SUPPORT.
  - NEW METAL COPING AND CAP FLASHING, REFER TO ELEVATIONS FOR COLOR.
  - VERTICAL EDGE OF KICKER - WRAP WITH BUILDING MATERIAL FOR WATERTIGHT SEAL.
  - NEW DIAGONAL BRACING AT NEW PARAPET. REFER TO WALL SECTIONS. PROVIDE NEW ROOF MEMBRANE TO MATCH EXISTING.
  - RETROFIT EXISTING LIGHT BAND. MOVE ELECTRIC HOOK UP AS REQUIRED TO WORK WITH NEW PARAPET CONDITIONS. REFER TO EXTERIOR ELEVATIONS. \*\*\* BID ALTERNATE TO REPLACE WITH NEW LED LIGHT BAND.
  - EXISTING ROOF TOP EQUIPMENT TO REMAIN. VERIFY CONDITION W/ OWNER
  - NEW ROOFING SYSTEM TO MATCH EXISTING AT NEW ROOF CONSTRUCTION. G.C. SHALL PROVIDE SUITABLE PATCH AT EXISTING TO NEW ROOF MATERIAL JOINT TO MAINTAIN WATERTIGHT SEAL. G.C. SHALL SUPPLY NEW ROOF, INCLUDING ALL FLASHING AND ACCESSORIES AS REQUIRED TO MAINTAIN EXISTING EQUIPMENT/LOCATIONS, OVER ENTIRE BUILDING.
  - NEW PARAPET CONSTRUCTION/EXTENSION. SEE WALL SECTIONS.
  - VERIFY THAT THE ROOF DRAINS AND SCUPPERS ARE CLEAN AND IN WORKING CONDITION.
  - INSTALL NEW STANDING SEAM METAL ROOF AT EXISTING MANSARD FRAMING PER MANUFACTURER'S INSTRUCTIONS.
  - NEW SIGNAGE, SEE 3/A-1.2.
  - NOT USED

NOTE:  
VERIFY ALL CANOPY DIMENSIONS IN FIELD PRIOR TO FABRICATION.

NOTE:  
VERIFY CONDITION AND MODIFICATIONS TO LIGHT BAND WITH OWNER.

- ### DEMO KEYED NOTES:
- REMOVE EXISTING COPULA AS NOTED. REFER TO WALL SECTIONS AND EXTERIOR ELEVATIONS.
  - REMOVE PORTION OF EXISTING MANSARD ROOF AS SHOWN.



ROOF PLAN  
SCALE: 3/16" = 1'-0"

**INTERPLAN**  
ARCHITECTURE  
ENGINEERING  
INTERIOR DESIGN  
PROJECT MANAGEMENT

604 COURTLAND STREET  
SUITE 100  
ORLANDO, FLORIDA 32804  
PH 407.645.6008  
FX 407.629.9124

SEAL:

CONSULTANT:

NO.	DATE	REVISIONS	REMARKS
03.22.16		CONSTRUCTION SET	
02.29.16		REVISED SITE PERMIT	
11.05.15		ISSUE FOR PERMIT	
11.05.15		ISSUE FOR BID	

**RESTAURANT FOR:**  
**TOM'S King**  
335 COMMERCE DRIVE  
CRYSTAL LAKE, IL 60014  
815-444-2008  
**BURGER KING CORPORATION**

**BURGER KING REMODEL**

BK STORE #9511  
1761 E. STATE STREET  
SALEM, OH

PROJECT NO: 2015.0269  
DATE: 03.22.16

**A1.2**  
ROOF PLAN

CHECKED: JIN DRAWN: AR

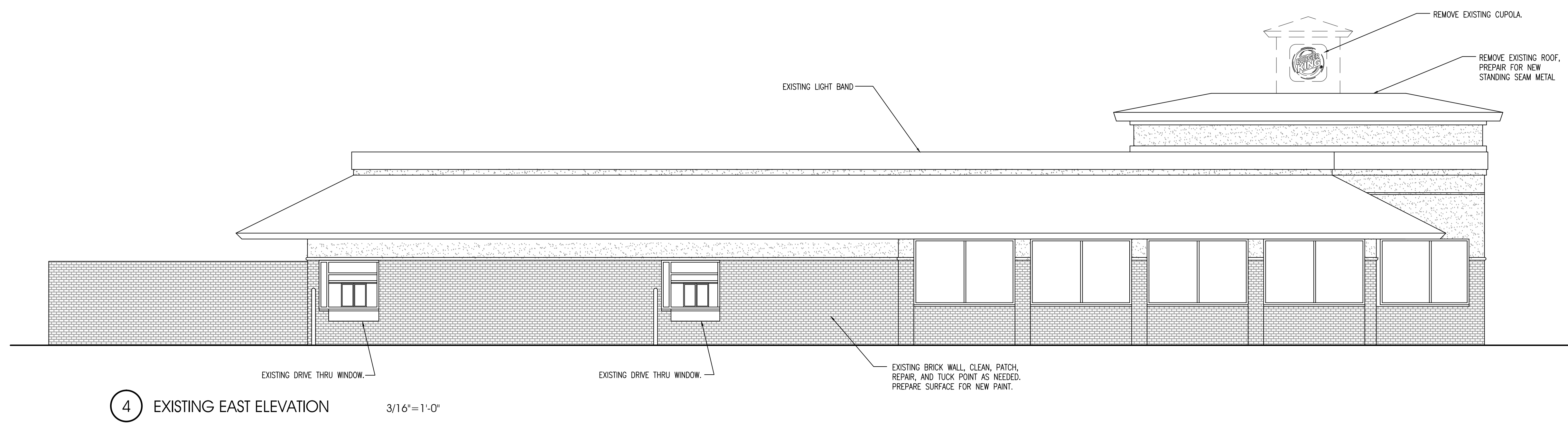
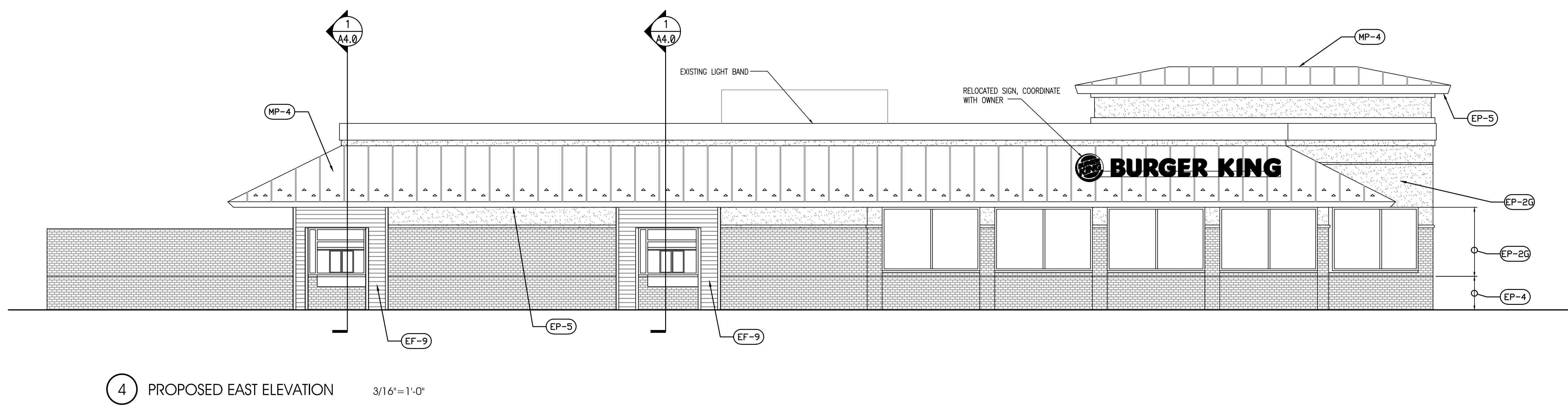
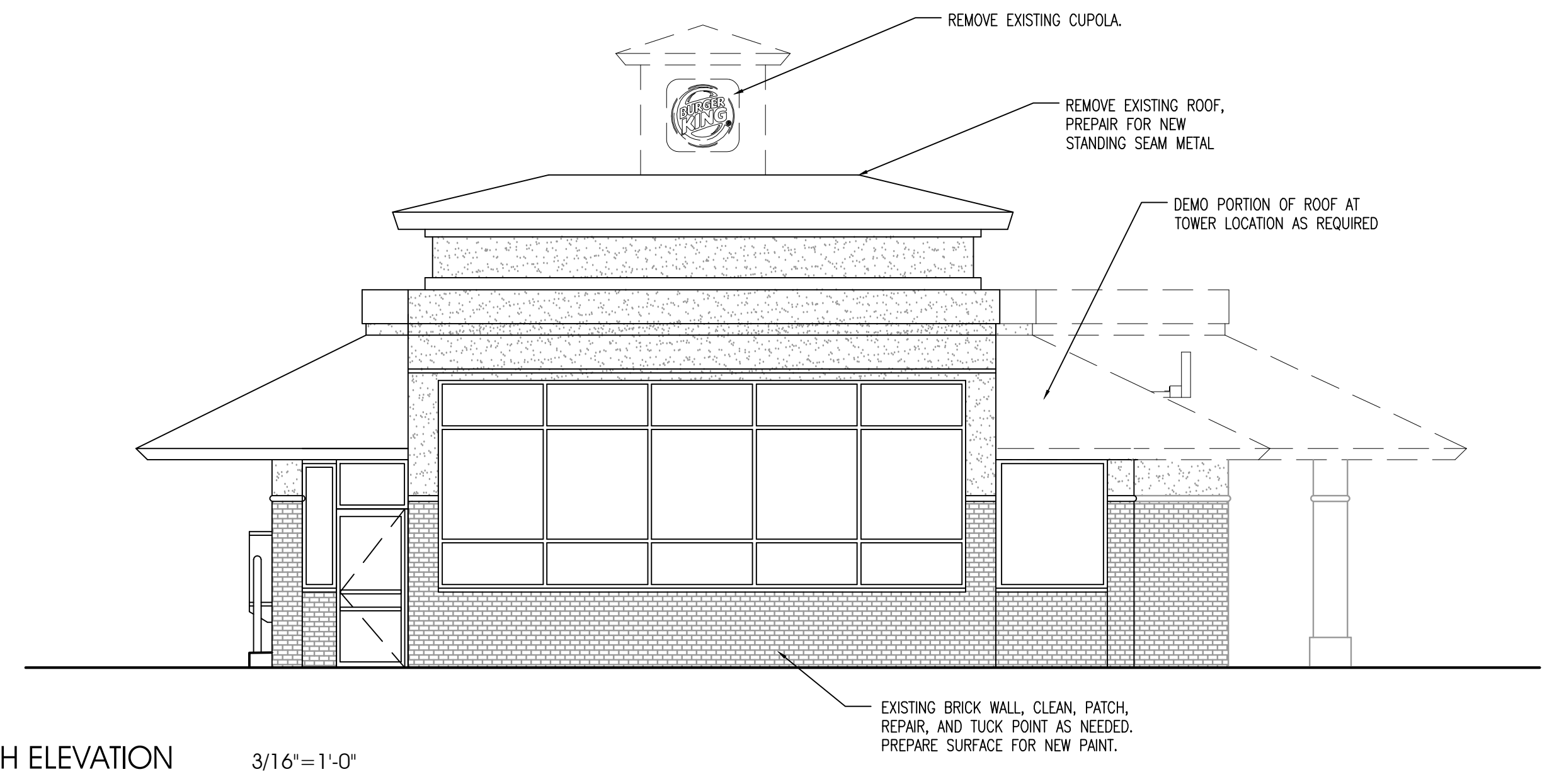
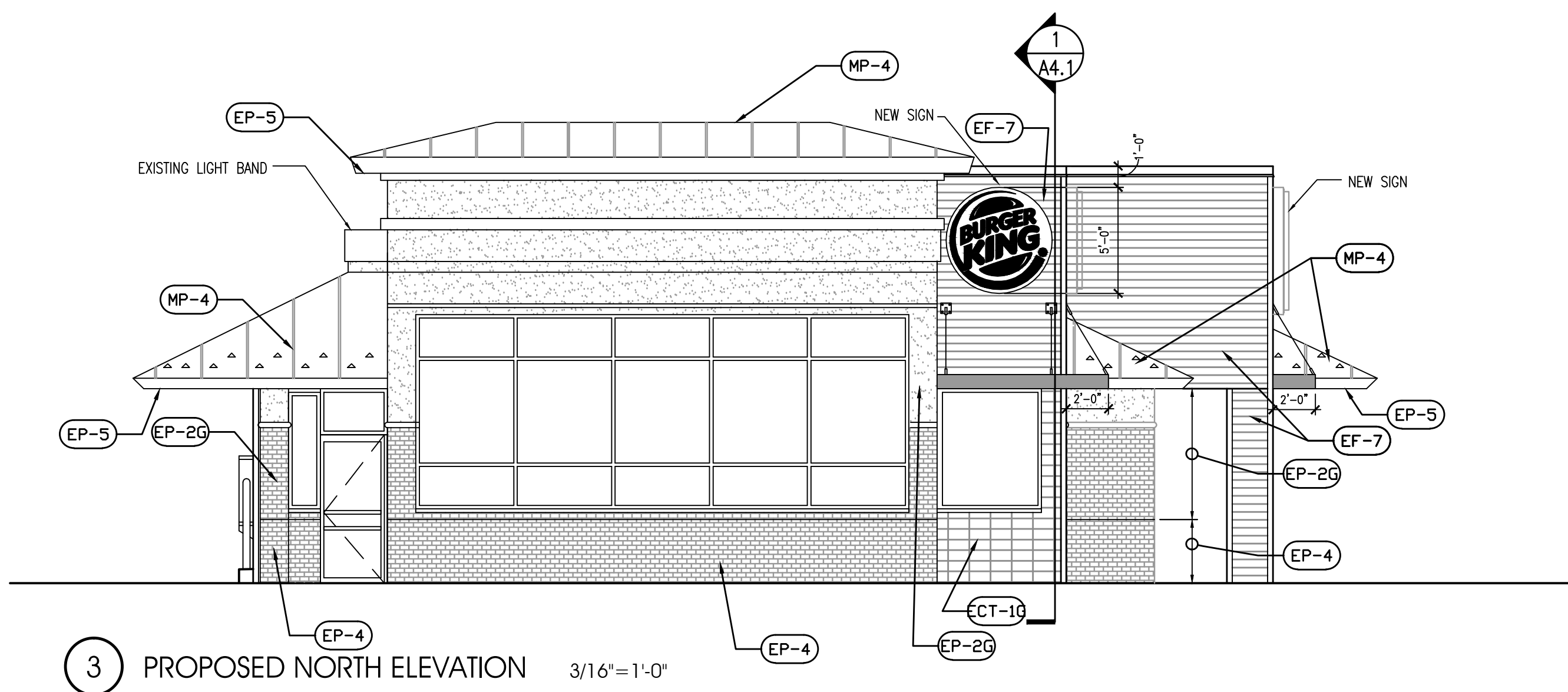
INTERPLAN LLC. RESERVES COPYRIGHT & OTHER RIGHTS RESTRICTING THESE DOCUMENTS TO THE ORIGINAL SITE OR PURPOSE FOR WHICH THEY WERE PREPARED. REPRODUCTIONS, CHANGES OR ASSIGNMENTS ARE PROHIBITED. COPYRIGHT © 2016





SEAL:

CONSULTANT:



**GENERAL NOTES**

- BUILDING SIGNAGE BY OTHERS UNDER SEPARATE PERMIT.
- PREFABRICATED METAL CANOPY UNDER SEPARATE PERMIT
- G.C. TO PROVIDE POWER TO ALL BUILDING SIGNAGE.
- REFER TO WALL SECTIONS FOR FRAMING OF NEW WALLS.
- REFER TO FINISH SCHEDULE SHEET A8.0
- REMOVE ROOF LIGHT FIXTURES

**LEGEND:** (SEE SHEET A8.0 FOR FINISHES)

- (EB-#)** BRICK SURFACE
- (ECT-#)** EXTERIOR HARDI BOARD FINISH
- (EF-#)** STUCCO OR SIDING WALL SURFACE
- (EP-#)** PAINT FINISH
- (MC-#)** METAL COPING
- (MP-#)** METAL TRIM/PANEL
- (S-#)** SIGNAGE BY SEPARATE VENDOR

03.22.16	CONSTRUCTION SET
02.29.16	REVISED SITE PERMIT
11.05.15	ISSUE FOR PERMIT
11.05.15	ISSUE FOR BID
NO DATE	REMARKS

REVISIONS

**RESTAURANT FOR:**  
**TOM'S King**  
335 COMMERCE DRIVE  
CRYSTAL LAKE, IL 60014  
815-444-2008  
**BURGER KING CORPORATION**

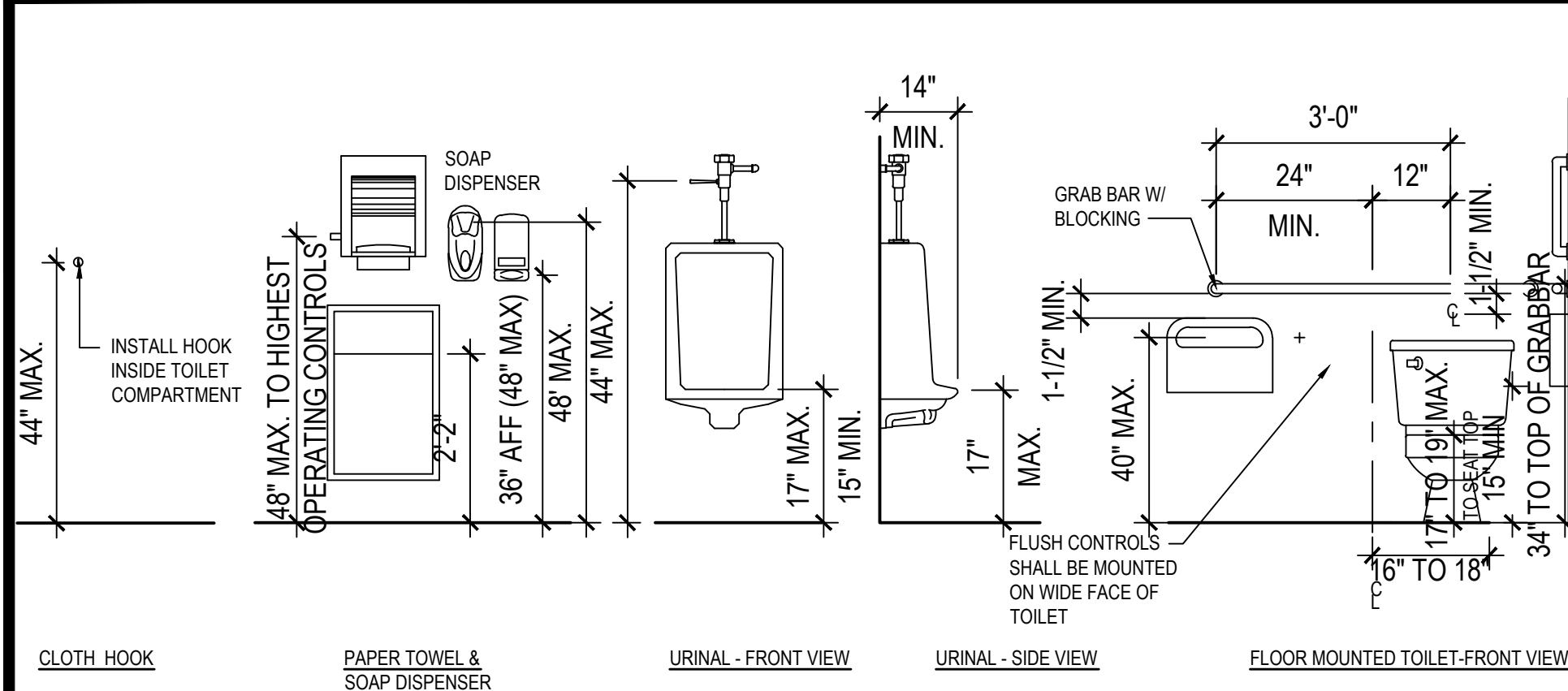
**BURGER KING REMODEL**  
BK STORE #9511  
1761 E. STATE STREET  
SALEM, OH

PROJECT NO: 2015.0269  
DATE: 03.22.16

**A2.1**  
EXTERIOR ELEVATIONS

CHECKED: JIN DRAWN: HP

INTERPLAN, LLC. RESERVES COPYRIGHT & OTHER RIGHTS RESTRICTING THESE DOCUMENTS TO THE ORIGINAL SITE OR PURPOSE FOR WHICH THEY WERE PREPARED. REPRODUCTIONS, CHANGES OR ASSIGNMENTS ARE PROHIBITED.



2 TOILET ROOM FIXTURES TYPICAL ELEVATIONS & A.D.A. CLEARANCES

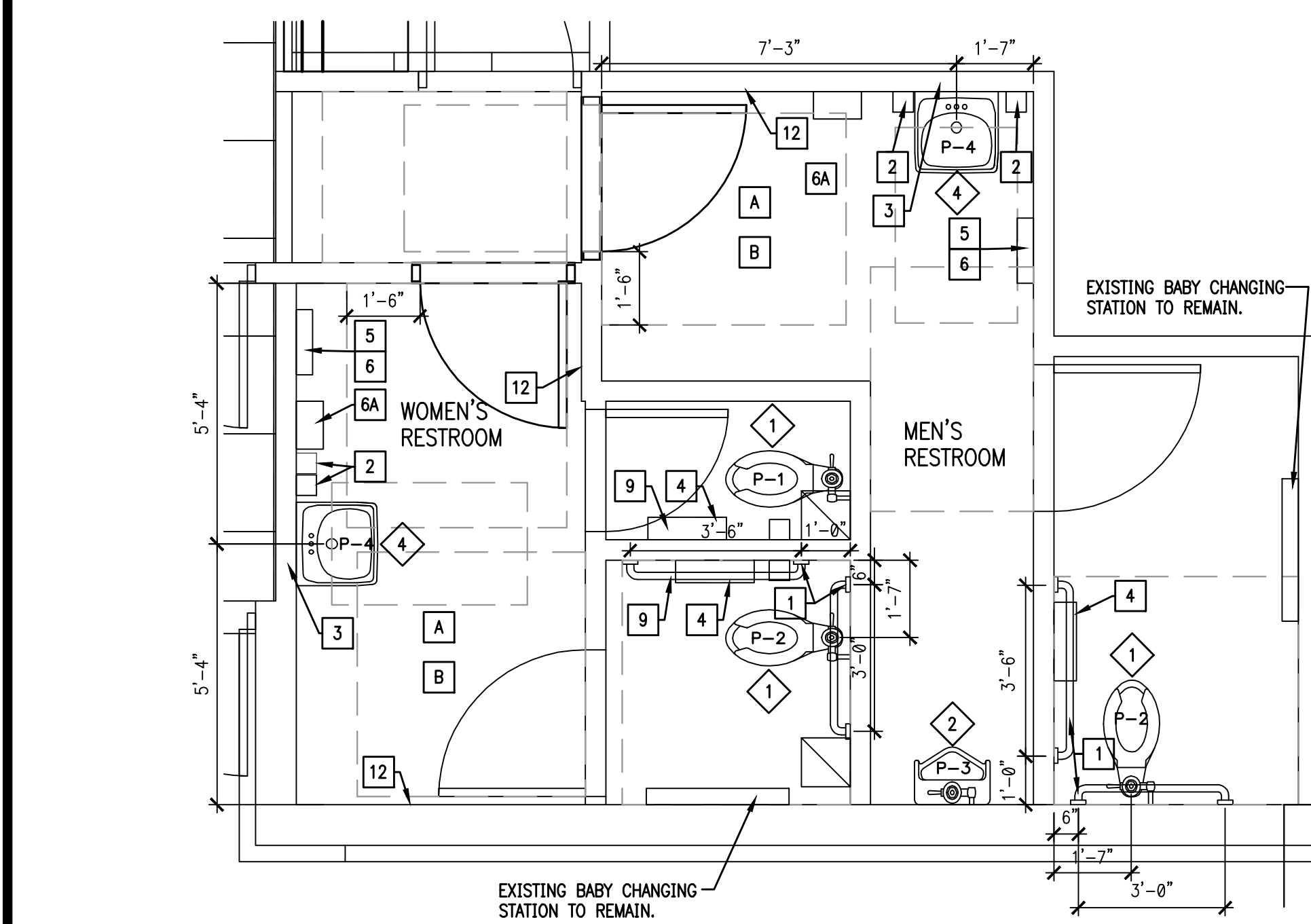
3/8" = 1'-0"

MARK	FIXTURE	MANUFACTURER	MODEL NUMBER	MODEL NAME	VALVE
P-1	WATER CLOSET	AMERICAN STANDARD	2234.015	MADERA	SLOAN ROYAL #110
		KOHLER	4350	WELLCOMME	ZURN #Z6000AV-HET 1.25GPF
P-2	WATER CLOSET - ADA	AMERICAN STANDARD	3043.001	MADERA	SLOAN ROYAL #110
		ELJER	091-2175	PATRIOT	ZURN #Z6000AV-HET 1.25GPF
P-3	URINAL - ADA	AMERICAN STANDARD	6506.011	WASHBROOK	SLOAN ROYAL #186
		KOHLER	K-4960-ET	BARDON	ZURN #Z6003AV-EWS .50 GPF
P-4	LAVATORIES	ZURN	Z5751.196.00		KOHLER K-15598 FAUCET OR ZURN #7440-XL FAUCET
		KOHLER	K-2054	SOHO	

NOTES:  
 1. COMPARABLE FIXTURES BY AMERICAN STANDARD, ELJER AND KOHLER ARE ACCEPTABLE  
 2. TOILET SEATS TO BE CHURCH 9500SSC, KOHLER K-4671-C, OLSONITE #10C OR EQUAL.  
 3. IN SINGLE USE RESTROOMS ALL FIXTURE MUST BE ADA COMPLIANT.

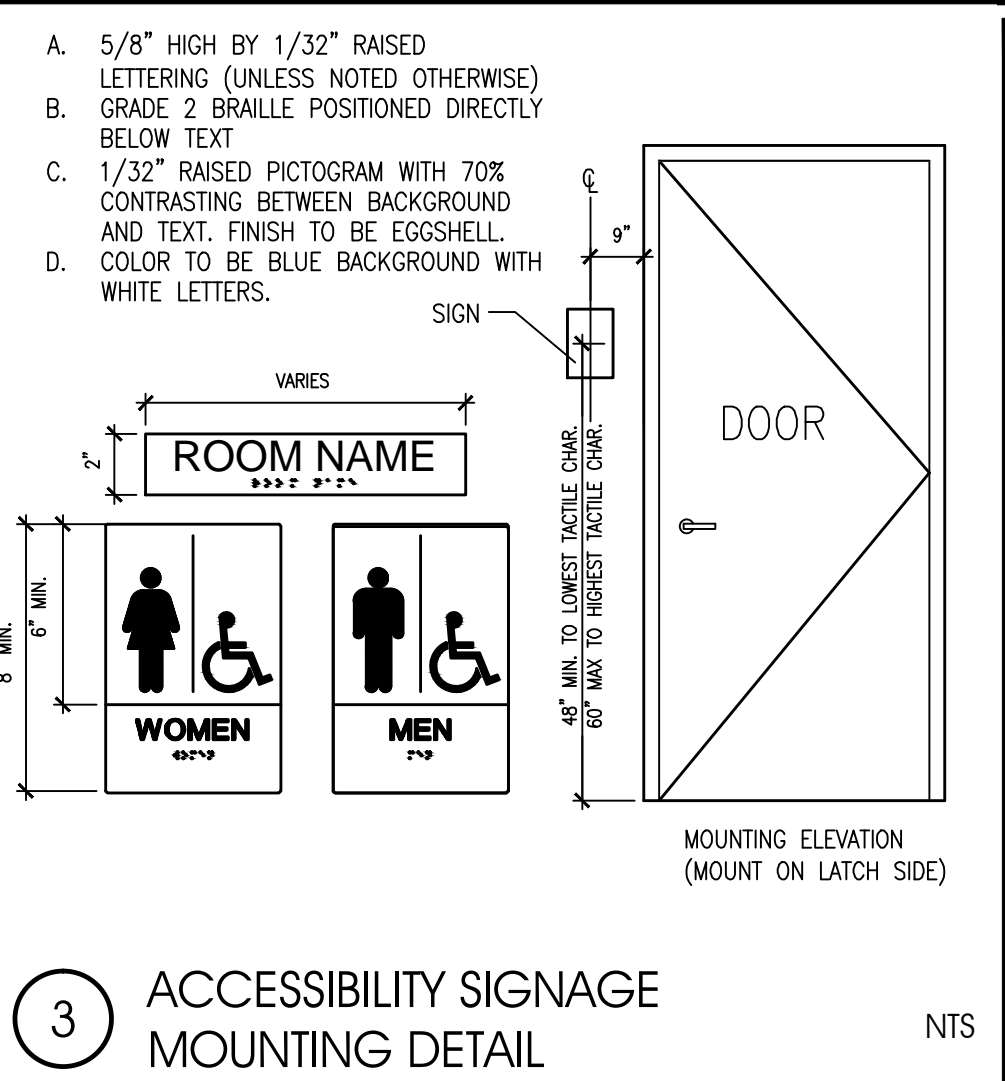
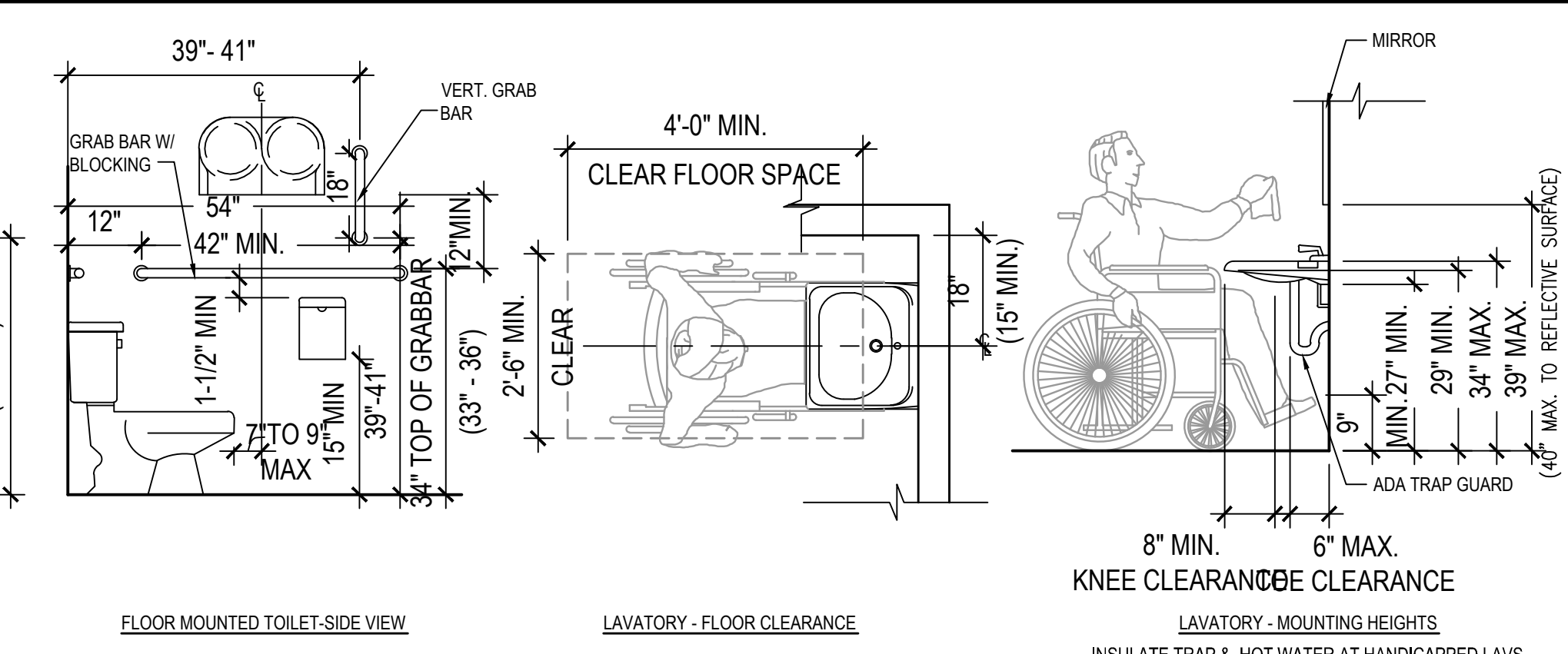
RELOCATE EXISTING PLUMBING AS REQUIRED IN ORDER TO ACHIEVE REQUIRED ADA CLEARANCES

NOTE: SEE THE INTERIOR DECOR DRAWINGS FOR INTERIOR FLOOR AND WALL FINISHES, FINISH SCHEDULE AND DETAILS.



1 NEW TOILET ROOMS

3/8" = 1'-0"



3 ACCESSIBILITY SIGNAGE MOUNTING DETAIL

TOILET ACCESSORIES

- GRAB BAR - 250 LBS. MINIMUM (33" MIN - 36" MAX. HEIGHT TO TOP OF GRAB BAR) BOBRICK WASHROOM EQUIPMENT, INC. PROVIDE THE REQUIRED QUANTITY AND LENGTH AS INDICATED ON THE DRAWINGS OR AS REQUIRED BY THE GOVERNING CODE. THE BAR SHALL BE 1 1/2" IN DIAMETER AND MOUNTED WITH 1 1/2" CLEARANCE FROM THE WALL.
- WALL MOUNTED SOAP DISPENSER & HAND SANITIZER DISPENSER (36" MAXIMUM HEIGHT) SUPPLIED BY ECOLAB AND INSTALLED BY G.C.
- MIRROR (BOTTOM OF REFLECTIVE SURFACE AT 40" MAXIMUM HEIGHT) MODEL B-165-1836 (18"x36") STAINLESS STEEL CHANNEL FRAME MIRROR WITH THEFT RESISTANT SCREWS BY BOBRICK WASHROOM EQUIPMENT, INC. OR APPROVED EQUIVALENT.
- TOILET PAPER HOLDER 9" TWIN JUMBO MODEL #58250 BY NORTH AMERICAN CORPORATION.
- PAPER WASTE RECEPTACLE (REQUIRED) MODEL B-3644 AS MANUFACTURED BY BOBRICK WASHROOM EQUIPMENT, INC. OR APPROVED EQUIVALENT (ROUGH OPENING 16"W, 29 1/4"H, 4"D MIN.).
- PAPER TOWEL DISPENSER SUPPLIED BY PAPER TOWEL SUPPLIER AND INSTALLED BY G.C. PAPER TOWEL DISPENSER - SAN JAMAR MODEL #T-1290WS (800)248-9826 X113.
- ELECTRIC HAND DRYER-OPTIONAL (IN ADDITION TO PAPER TOWEL DISPENSER): COLUMBIA VORTEX-SEMI RECESSED DELUXE SERIES AUTOMATIC TOUCH-FREE SENSOR HAND DRYER. MODEL HD-835-210. NOTE: HAND DRYER TO BE INSTALLED AT MAX. HEIGHT OF 48" FROM FINISHED FLOOR TO TOP OF SENSOR OR PER ADA REQUIREMENTS.
- NOT USED.
- NOT USED.
- BOBRICK CONTURA SERIES B-270 SANITARY NAPKIN DISPOSAL SURFACE MOUNTED.
- COAT HOOK - BOBRICK MODEL B-6717 TO BE MOUNTED ON INSIDE OF EACH RESTROOM/STALL DOOR @ 38"-40" A.F.F. FOR ADA ACCESSIBLE LOCATIONS AND @ 48" A.F.F. MAXIMUM FOR NON-ADA ACCESSIBLE LOCATIONS.
- NOT USED.
- PROVIDE WALL MOUNTED TYPE DOOR STOP AT DOOR HANDLE HEIGHT.

GENERAL ACCESSIBILITY NOTES

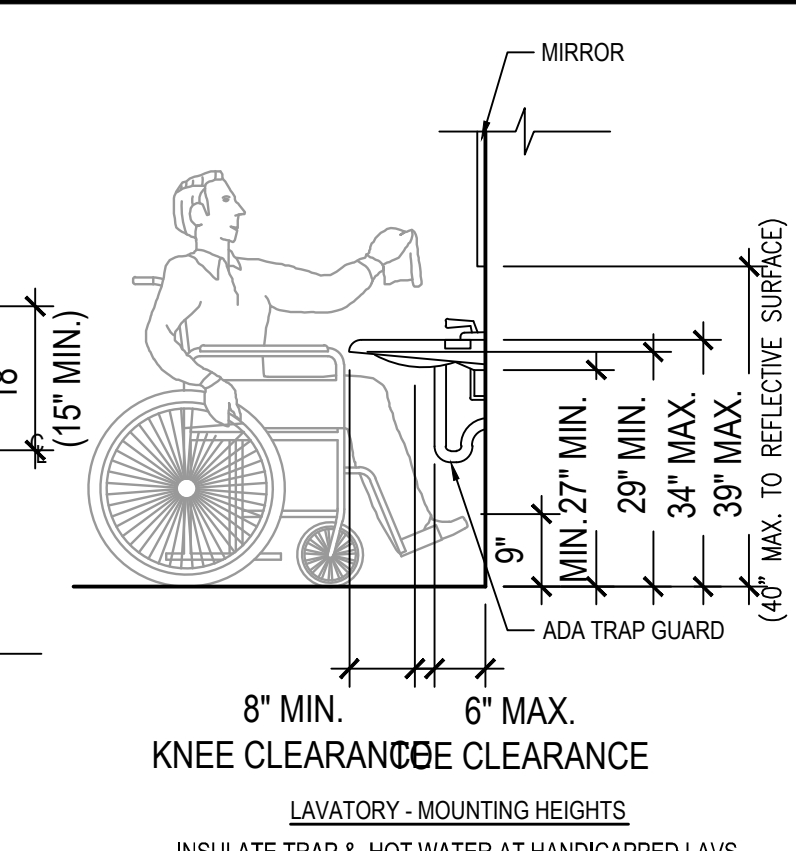
- ENTRANCES / DOORS:
- PROVIDE METALLIC SIGN OVER EACH STOREFRONT DOOR STATING: "THIS DOOR MUST REMAIN UNLOCKED DURING BUSINESS HOURS". LETTERS SHALL NOT BE LESS THAN 1" HIGH ON A CONTRASTING BACKGROUND. THE SIGN SHALL BE INSTALLED BY THE GENERAL CONTRACTOR ON THE STOREFRONT ALUMINUM HEADER FRAME.
  - ALL ACCESSIBLE ENTRANCES SHALL BE IDENTIFIED WITH AT LEAST ONE STANDARD SIGN AND WITH ADDITIONAL DIRECTIONAL SIGNS, AS REQUIRED, VISIBLE FROM APPROACHING PEDESTRIAN WAYS.
  - EVERY REQUIRED ENTRANCE OR PASSAGE DOORWAY SHALL BE OF A SIZE AS TO PERMIT THE INSTALLATION OF A DOOR NOT LESS THAN 3 FEET IN WIDTH AND NOT LESS THAN 6 FEET-8 INCHES IN HEIGHT. DOORS SHALL BE CAPABLE OF OPENING AT LEAST 90 DEGREES AND SHALL BE SO MOUNTED THAT THE CLEAR WIDTH OF DOORWAY IS NOT LESS THAN 32-INCHES.
  - WHERE PAIR OF DOORS IS UTILIZED AT LEAST ONE OF THE DOORS SHALL PROVIDE A CLEAR UNOBSTRUCTED OPENING WIDTH OF 32-INCHES WITH THE LEAF POSITIONED AT AN ANGLE OF 90 DEGREES FROM ITS CLOSED POSITION.
  - LATCHING AND LOCKING DOORS THAT ARE HAND ACTIVATED AND WHICH ARE IN PATH OF TRAVEL SHALL BE OPENABLE WITH A SINGLE EFFORT BY LEVER TYPE HARDWARE, THAT DOES NOT REQUIRE TIGHT GRASPING, PINCHING OR TWISTING OF WRIST TO OPERATE. PANIC BARS, PUSH-PULL ACTIVATING BARS, OR OTHER HARDWARE DESIGNED TO PROVIDE PASSAGE WITHOUT REQUIRING THE ABILITY TO GRASP THE OPENING HARDWARE ARE ALLOWABLE.
  - HAND ACTIVATED DOOR OPENING HARDWARE SHALL BE CENTERED BETWEEN 34-INCHES MIN AND 48" ABOVE THE FLOOR.
  - THE FLOOR AND LANDING ON EACH SIDE OF AN ENTRANCE OR PASSAGE DOOR SHALL BE LEVEL AND CLEAR. THE LEVEL AND CLEAR AREA SHALL HAVE A LENGTH OF 60 INCHES IN THE DIRECTION OF TRAVEL AND THE LENGTH OF 48 INCHES IN OPPOSITE DIRECTION OF TRAVEL. SEE DIAGRAM "MANEUVERING CLEARANCE".
  - THE WIDTH OF THE LEVEL AND CLEAR AREA ON THE SIDE TO WHICH THE DOOR SWINGS SHALL EXTEND 24-INCHES PAST THE STRIKE EDGE OF THE DOOR FOR EXTERIOR DOORS AND 18-INCHES PAST THE STRIKE EDGE FOR THE INTERIOR DOORS.
  - THE FLOOR OR LANDING SHALL BE NOT MORE THAN 1/2-INCH LOWER THAN THE THRESHOLD OF THE DOORWAY. CHANGE IN LEVEL BETWEEN 1/4-INCH AND 1/2-INCH SHALL BE BEVELED WITH A SLOPE NO GREATER THAN 1:2.
  - THE BOTTOM 10-INCHES OF ALL DOORS EXCEPT AUTOMATIC AND SLIDING DOORS SHALL HAVE A SMOOTH UNINTERRUPTED SURFACE TO ALLOW THE DOOR TO BE OPENED BY A WHEELCHAIR FOOTREST WITHOUT CREATING A TRAP OR HAZARDOUS CONDITION. WHERE NARROW FRAME DOORS ARE USED, A 10-INCH HIGH SMOOTH PANEL SHALL BE INSTALLED ON THE PUSHED SIDE OF THE DOOR, WHICH WILL ALLOW THE DOOR TO BE OPENED BY A WHEELCHAIR FOOTREST WITHOUT CREATING A TRAP OR HAZARDOUS CONDITION.
  - A NARROW FRAME WITH A BEVELED TOP (30 DEGREES MAX. BEVEL TO VERTICAL PLANE) INSTALLED AT THE BOTTOM OF THE GLASS DOOR (WITH NO SIDE FRAMES) MAY BE USED IN LIEU OF PROVIDING THE REQUIRED 10-INCH UNINTERRUPTED SURFACE AT THE BOTTOM OF THE DOOR.
  - MAXIMUM EFFORT TO OPERATE DOORS SHALL NOT EXCEED 5 LBS. FOR EXTERIOR DOORS AND 5 LBS. FOR INTERIOR DOORS. SUCH PULL OR PUSH EFFORT BEING APPLIED AT RIGHT ANGLES TO HINGED DOORS AND AT THE CENTER PLANE OF SLIDING OR FOLDING DOORS. COMPENSATING DEVICES OR AUTOMATIC DOOR OPERATORS MAY BE UTILIZED TO MEET THE ABOVE STANDARDS. WHEN FIRE DOORS ARE REQUIRED, THE MAXIMUM EFFORT TO OPERATE THE DOOR MAY BE INCREASED NOT TO EXCEED 15 LBS. REFER TO SECTION 404.2.8 OF ICC/ANSI.

CORRIDORS AND AISLE:

- FLOOR SURFACES SHALL BE SLIP-RESISTANT.
- EVERY PORTION OF EVERY BUILDING IN WHICH ARE INSTALLED SEATS, TABLES, MERCHANDISE, EQUIPMENT OR SIMILAR MATERIALS SHALL BE PROVIDED WITH AISLES LEADING TO AN EXIT.
- EVERY AISLE SHALL BE NOT LESS THAN 3 FEET WIDE IF SERVING ONLY ONE SIDE, AND NOT LESS THAN 3 FEET 8 INCHES WIDE IF SERVING BOTH SIDES. SUCH MINIMUM WIDTH SHALL BE MEASURED AT THE POINT FARTHEST FROM AN EXIT, CROSS AISLE OR FOYER AND SHALL BE INCREASED BY 1 1/2 INCHES FOR EACH 5 FEET IN LENGTH TOWARD THE EXIT. CROSS AISLE OR FOYER WITH CONTINENTAL SEATING SIDE AISLES SHALL BE NOT LESS THAN 44 INCHES IN WIDTH.

SANITARY FACILITIES:

- ACCESSIBLE SIGN CONTAINING TACTILE CHARACTER SHALL BE PROVIDED AT DOOR, THE SIGN SHALL BE ALONGSIDE THE DOOR ON LATCH SIDE AND AT DOUBLE DOORS, THE SIGN SHALL BE RIGHT OF THE RIGHT HANDED DOOR. THE SIGN CONTAINING TACTILE CHARACTERS SHALL HAVE 18" MIN BY 18" MIN. SPACE ON THE FLOOR CENTERED ON SIGN. THE SIGN TACTILE CHARACTER SHALL BE 48" MIN AND 60" MAX ABOVE FLOOR.
- CLEARANCE AROUND THE WATER CLOSET SHALL BE 60" MIN MEASURED PERPENDICULAR FROM THE SIDEWALL, AND 56" MIN. MEASURED PERPENDICULAR FROM REAR WALL. NO OTHER FIXTURES OR OBSTRUCTION SHALL BE WITHIN WATER CLOSET CLEARANCE
- WATER CLOSET COMPARTMENTS SHALL BE EQUIPPED WITH A DOOR THAT HAS AN AUTOMATIC CLOSING DEVICE, AND SHALL HAVE A CLEAR UNOBSTRUCTED OPENING WIDTH OF 32-INCHES WHEN LOCATED AT THE END AND 34-INCHES WHEN LOCATED AT THE SIDE WITH THE DOOR POSITIONED AT AN ANGLE OF 90 DEGREES FROM ITS CLOSED POSITION.
- EXCEPT FOR DOOR OPENING WIDTH AND DOOR SWINGS, A CLEAR UNOBSTRUCTED ACCESS NOT LESS THAN 44-INCHES SHALL BE PROVIDED TO WATER CLOSET COMPARTMENTS DESIGNED FOR USE BY THE DISABLED. THE SPACE IMMEDIATELY IN FRONT OF A WATER CLOSET COMPARTMENT SHALL BE NOT LESS THAN 48-INCHES AS MEASURED AT RIGHT ANGLES TO THE COMPARTMENT DOOR IN ITS CLOSED POSITION.
- THE HEIGHT OF ACCESSIBLE WATER CLOSETS SHALL BE A MINIMUM OF 17 INCHES AND A MAXIMUM OF 19 INCHES MEASURED TO THE TOP OF TOILET SEAT.



LAVATORY - FLOOR CLEARANCE

LAVATORY - MOUNTING HEIGHTS

INSULATE TRAP & HOT WATER AT HANDICAPPED VALVS.

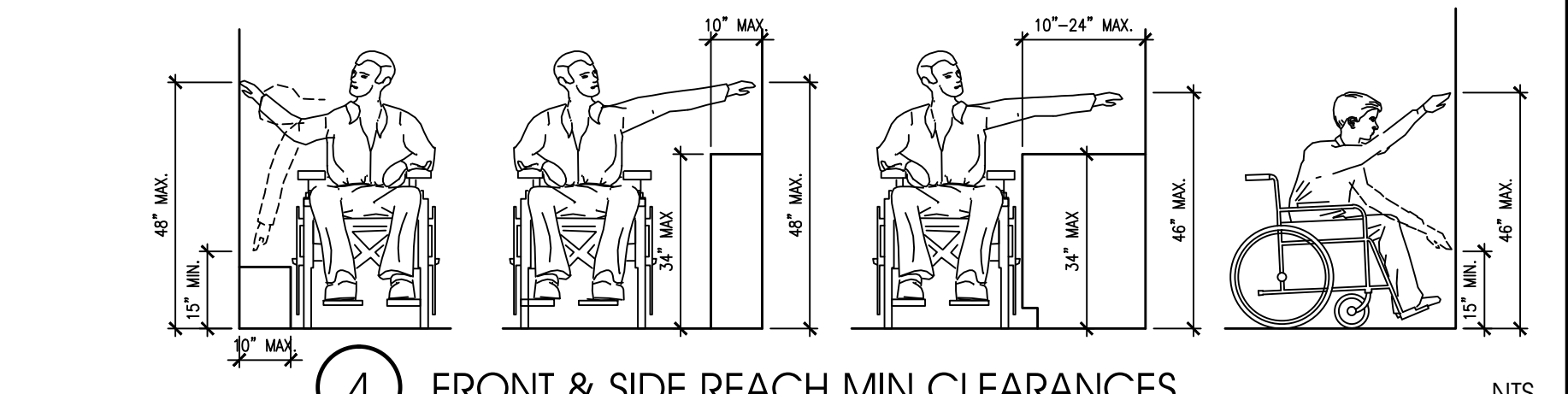
- TOILET FLUSH CONTROLS SHALL BE OPERABLE WITH ONE HAND, AND SHALL NOT REQUIRE TIGHT GRASPING, PINCHING, OR TWISTING OF THE WRIST. CONTROLS FOR THE FLUSH VALVES SHALL BE MOUNTED ON THE WIDE SIDE OF THE TOILET AREAS, NO MORE THAN 44-INCHES ABOVE THE FLOOR. THE FORCE REQUIRED TO ACTIVATE CONTROLS SHALL BE NO GREATER THAN 5 POUNDS.
- WHERE URINALS ARE PROVIDED, AT LEAST ONE SHALL HAVE A CLEAR SPACE 30-INCHES WIDE X 48-INCHES LONG IN FRONT OF THE URINAL.
- WHERE URINALS ARE PROVIDED, AT LEAST ONE WITH A RIM PROJECTING A MINIMUM OF 17-INCHES ABOVE THE FLOOR SHALL BE PROVIDED.
- A CLEAR FLOOR SPACE 30-INCHES WIDE X 48-INCHES LONG SHALL BE PROVIDED IN FRONT OF A LAVATORY TO ALLOW A FORWARD APPROACH. SUCH CLEAR FLOOR SPACE SHALL ADJOIN OR OVERLAP AN ACCESSIBLE ROUTE AND SHALL EXTEND INTO KNEE AND TOE SPACE UNDERNEATH THE LAVATORY.
- LAVATORIES SHALL BE MOUNTED WITH A CLEARANCE OF AT LEAST 29-INCHES FROM THE FLOOR TO THE BOTTOM OF THE APRON WITH KNEE CLEARANCE UNDER THE FRONT LIP EXTENDING A MINIMUM OF 30-INCHES IN WIDTH WITH 8-INCHES MINIMUM DEPTH AT THE TOP. TOE CLEARANCE SHALL BE THE SAME WITH AND SHALL BE A MINIMUM OF 9-INCHES HIGH FROM THE FLOOR AND A MINIMUM OF 17-INCHES DEEP FROM THE FRONT OF THE LAVATORY. SEE FIGURE 11
- A PROJECTION OF LAVATORY BOWL INTO THE 8-INCH CLEAR SPACE, THEREBY REDUCING THE CLEAR HEIGHT BELOW THE LAVATORY TO NO LESS THAN 27-INCHES AT 8-INCHES BACK FROM THE APRON, MEETS THE REQUIREMENT FOR PROVIDING KNEE CLEARANCE.
- HOT WATER AND DRAIN PIPES UNDER LAVATORIES SHALL BE INSULATED OR OTHERWISE COVERED. THERE SHALL BE NO SHARP OR ABRASIVE SURFACES UNDER LAVATORIES.
- FAUCET CONTROLS AND OPERATING MECHANISMS SHALL BE OPERABLE WITH ONE HAND AND SHALL NOT REQUIRE TIGHT GRASPING, PINCHING OR TWISTING OF THE WRIST, THE FORCE REQUIRED TO ACTIVATE CONTROLS SHALL BE NO GREATER THAN 5 LBS. LEVER-OPERATED, PUSH-TYPE AND ELECTRONICALLY CONTROLLED MECHANISMS ARE EXAMPLES OF ACCEPTABLE DESIGN. SELF-CLOSING VALVES ARE ALLOWED IF THE FAUCET REMAINS OPEN FOR AT LEAST 10 SECONDS.
- MIRRORS SHALL BE MOUNTED WITH THE BOTTOM EDGE NOT MORE THAN 40-INCHES FROM THE FLOOR. LOCATE TOWEL, SANITARY NAPKIN, AND WASTE RECEPTACLES WITH ALL OPERABLE PARTS NOT MORE THAN 40-INCHES FROM THE FLOOR.
- LOCATE TOILET TISSUE DISPENSERS ON THE WALL WITHIN 7-9 INCHES IN FRONT OF THE WATER CLOSET MEASURED TO THE CENTERLINE OF THE DISPENSER. THE OUTLET SHALL BE 15 INCHES MINIMUM AND 48 INCHES MAXIMUM ABOVE THE FLOOR, AND SHALL NOT BE LOCATED BEHIND THE GRAB BARS. DISPENSERS SHALL NOT BE OF A TYPE THAT CONTROL DELIVERY, OR DO NOT ALLOW CONTINUOUS PAPER FLOW.
- NOT USED.

GRAB BARS:

- GRAB BARS, FASTENERS AND MOUNTING DEVICES SHALL BE DESIGNED FOR 250 LBS. PER LINEAR FEET LOAD.
- GRAB BARS SHALL BE LOCATED ON EACH SIDE, OR ONE SIDE AND THE BACK OF THE PHYSICALLY DISABLED TOILET STALL OR COMPARTMENT AND SHALL BE SECURELY ATTACHED 33-INCHES ABOVE AND PARALLEL TO THE FLOOR.
- GRAB BARS AT THE SIDE SHALL BE AT LEAST 42-INCHES LONG MOUNTED AT A MAX. 12" FROM THE REAR WALL AND GRAB BARS AT THE BACK SHALL BE NOT LESS THAN 36-INCHES LONG, AND EXTEND 12" MIN. TO ONE SIDE & 24" TO THE OTHER.
- THE DIAMETER OR WIDTH OF THE GRIPPING SURFACES OF A GRAB BAR SHALL BE 1-1/4 INCHES TO 1-1/2 INCHES OR THE SHAPE SHALL PROVIDE AN EQUIVALENT GRIPPING SURFACE.
- IF THE GRAB BAR IS MOUNTED ADJACENT TO A WALL, THE SPACE BETWEEN THE WALL AND THE GRAB BAR SHALL BE 1-1/2 INCHES.
- A GRAB BAR AND ANY WALL OR OTHER SURFACE ADJACENT SHALL BE FREE OF ANY SHARP OR ABRASIVE ELEMENTS.
- GRAB BARS SHALL NOT ROTATE WITHIN THEIR FITTINGS.
- EDGES SHALL HAVE MINIMUM RADIUS OF 1/8-INCH.

ADDITIONAL REQUIREMENTS:

- THE CENTER OF RECEPTACLE OUTLETS SHALL BE NOT LESS THAN 15-INCHES ABOVE THE FLOOR OR WORKING PLATFORMS.
- THE INTERNATIONAL SYMBOL OF ACCESSIBILITY SHALL BE THE STANDARD USED TO IDENTIFY FACILITIES THAT ARE ACCESSIBLE TO AND USABLE BY PHYSICALLY DISABLED PERSONS. THE SYMBOL SPECIFIED ABOVE SHALL CONSIST OF A WHITE FIGURE ON A BLUE BACKGROUND. THE BLUE SHALL BE EQUAL TO COLOR NO. 15090 IN FEDERAL STANDARD 595A.
- AT KITCHEN: SINKS, FAUCET CONTROLS AND OPERATING MECHANISMS SHALL BE OPERABLE WITH ONE HAND AND SHALL NOT REQUIRE TIGHT GRASPING, PINCHING OR TWISTING OF THE WRIST. THE FORCE REQUIRED TO ACTIVATE CONTROLS SHALL BE NO GREATER THAN 5 LBS. LEVER-OPERATED, PUSH-TYPE AND ELECTRONICALLY CONTROLLED MECHANISMS ARE EXAMPLES OF ACCEPTABLE DESIGN. SELF-CLOSING VALVES ARE ALLOWED IF THE FAUCET REMAINS FOR AT LEAST 10 SECONDS.
- THE CENTER OF ANY OPERATING HANDLE/ SWITCH INTENDED TO CONTROL OR DISPENSE, SHALL BE PER DIAGRAM 4.



4 FRONT & SIDE REACH MIN CLEARANCES

KEYED NOTES

- NEW FLOOR TILE THROUGH-OUT RESTROOMS. SEE DECOR DRAWINGS.
- FLOAT NEW TILE SO THAT NO THRESHOLDS ARE REQUIRED AT RESTROOM DOOR. TILE FINISH SHOULD TRANSITION AT MIDPOINT OF DOOR.
- NOT USED.

GENERAL NOTES

- PIPING SPECIFICATION: DRAINAGE, WASTE AND VENT; PVC SCHEDULE 40 DWV. DOMESTIC WATER PIPING; HARD COPPER TUBE, TYPE L.
- CONTRACTOR SHALL INSULATE ALL HOT AND COLD WATER PIPING WITH 3/4" FIBERGLASS WITH ALL SERVICE JACKET.
- CONTRACTOR SHALL FIELD VERIFY LOCATIONS AND SIZES OF EXISTING PLUMBING (EXPOSED OR CONCEALED) AND VERIFY ACTIVITY OF EXISTING LINES AT CONNECTIONS TO NEW PLUMBING. CONTRACTOR SHALL ALSO VERIFY INVERT ELEVATIONS OF WASTE LINES AT LOCATIONS OF NEW CONNECTIONS TO EXISTING PRIOR TO THE BEGINNING OF DEMOLITION AND NEW WORK INCLUDING CUTTING OF EXISTING FLOOR SLAB AND/OR ORDERING OF MATERIALS.
- CONTRACTOR SHALL REPAIR ANY DAMAGE TO EXISTING CAUSED DURING INSTALLATION OF NEW PLUMBING SYSTEMS AND RETURN BUILDING AS REASONABLY CLOSE AS POSSIBLE TO PRE-CONSTRUCTION CONDITION.
- ALL WORK SHALL BE IN ACCORDANCE OF ALL APPLICABLE CODES.
- EXISTING FLOOR DRAIN IN RESTROOMS TO REMAIN. GC TO FIELD VERIFY LOCATION. RE-SEAT ALL FLOOR DRAINS TO ACCOMMODATE NEW TILE INSTALL. G.C. TO RE-SLOPE FLOOR AS REQUIRED FOR DRAINAGE AND TO ENSURE NO SLOPE IS GREATER THAN 2% IN ANY DIRECTION. CUT CONCRETE SLAB AS REQUIRED FOR THE RELOCATION OF PLUMBING FIXTURES IN THE RESTROOMS. SEE A3.0.
- REMOVE EXISTING STRAINERS FROM EXISTING FLOOR DRAINS. TEMPORARILY COVER DRAIN OPENINGS FOR PROTECTION FROM DEBRIS. PROVIDE AND INSTALL NEW POLISHED BRONZE STRAINERS ON EXISTING FLOOR DRAINS. FIELD VERIFY DRAIN LOCATIONS AND QUANTITIES

NEW PLUMBING KEYED NOTES

- FURNISH AND INSTALL NEW (P-1 or P-2) AND INSTALL FLOOR MOUNTED FLUSH VALVE WATER CLOSET. ROUTE AND CONNECT NEW 4" SANITARY PIPE TO EXISTING 4" SANITARY OR LARGER SANITARY PIPING BELOW FLOOR. ROUTE AND CONNECT NEW 3" VENT IN WALL TO EXISTING 3" VENT ABOVE CEILING. ROUTE AND CONNECT NEW 1" COLD WATER PIPE IN WALL TO EXISTING 1" OR LARGER COLD WATER PIPE ABOVE CEILING. PROVIDE WATER HAMMER ARRESTOR (PDI RATING "A") ON WATER PIPING. FIELD VERIFY LOCATIONS OF EXISTING PIPING.
- FURNISH AND INSTALL NEW WALL MOUNTED FLUSH VALVE URINAL. CONNECT TO EXISTING 2" SANITARY PIPE AND 2" VENT. CONNECT NEW 3/4" FLUSH VALVE TO EXISTING 3/4" OR LARGER COLD WATER PIPE. PROVIDE WATER HAMMER ARRESTOR (PDI RATING "A") ON WATER PIPING. FIELD VERIFY LOCATIONS OF EXISTING PIPING.
- NOT USED.
- FURNISH AND INSTALL NEW WALL MOUNTED LAVATORY (P-4). CONNECT TO EXISTING 2" SANITARY/VENT STACK OR LARGER IN WALL. CONNECT TO EXISTING 1/2" OR LARGER COLD WATER PIPE IN WALL. ROUTE AND CONNECT NEW 1/2" COLD WATER PIPE IN WALL TO EXISTING 1/2" OR LARGER HOT WATER PIPE ABOVE CEILING. PROVIDE WATER HAMMER ARRESTOR (PDI RATING "A") ON WATER PIPING. FIELD VERIFY LOCATIONS OF EXISTING PIPING.

INTERPLAN

ARCHITECTURE  
 ENGINEERING  
 INTERIOR DESIGN  
 PROJECT MANAGEMENT

604 COURTLAND STREET SUITE 100  
 ORLANDO, FLORIDA 32804  
 PH 407.645.6008  
 FX 407.629.9124

SEAL:

CONSULTANT:

03.22.16 CONSTRUCTION SET  
 02.29.16 REVISED SITE PERMIT  
 11.05.15 ISSUE FOR PERMIT  
 11.05.15 ISSUE FOR BID  
 NO DATE REMARKS

REVISIONS

RESTAURANT FOR:  
**TOMS King**  
 335 COMMERCE DRIVE  
 CRYSTAL LAKE, IL 60014  
 815-444-2008  
**BURGER KING CORPORATION**

**BURGER KING REMODEL**  
 BK STORE #9511  
 1761 E. STATE STREET  
 SALEM, OH

PROJECT NO: 2015.0269  
 DATE: 03.22.16

**A3.0**  
 ENLARGED RESTROOM  
 PLAN AND ELEVATIONS

CHECKED: JN DRAWN: AR



SEAL:

CONSULTANT:

03.22.16 CONSTRUCTION SET  
02.29.16 REVISED SITE PERMIT  
11.05.15 ISSUE FOR PERMIT  
-11.05.15 -ISSUE FOR BID  
NO DATE REMARKS

REVISIONS

RESTAURANT FOR:  
**TOMS King**

335 COMMERCE DRIVE  
CRYSTAL LAKE, IL 60014  
815-444-2008



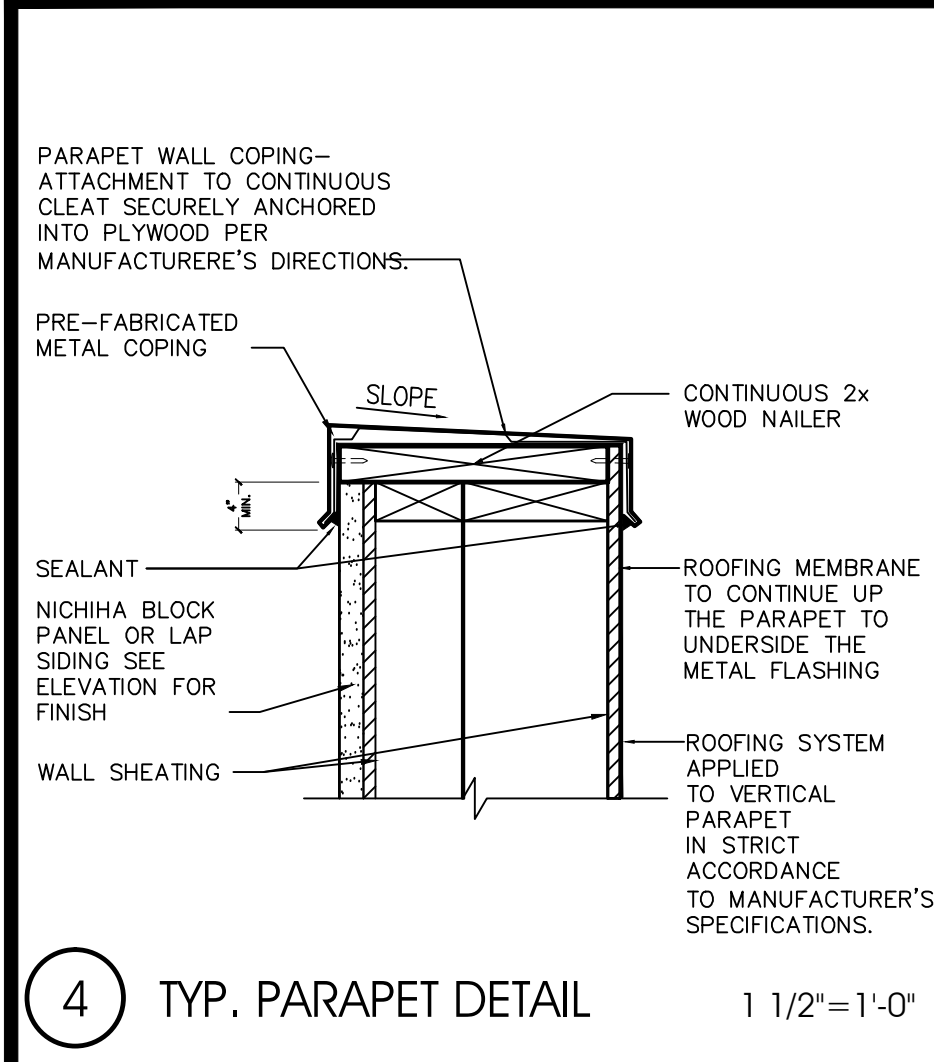
**BURGER KING**  
REMODEL

BK STORE #9511  
1761 E. STATE STREET  
SALEM, OH

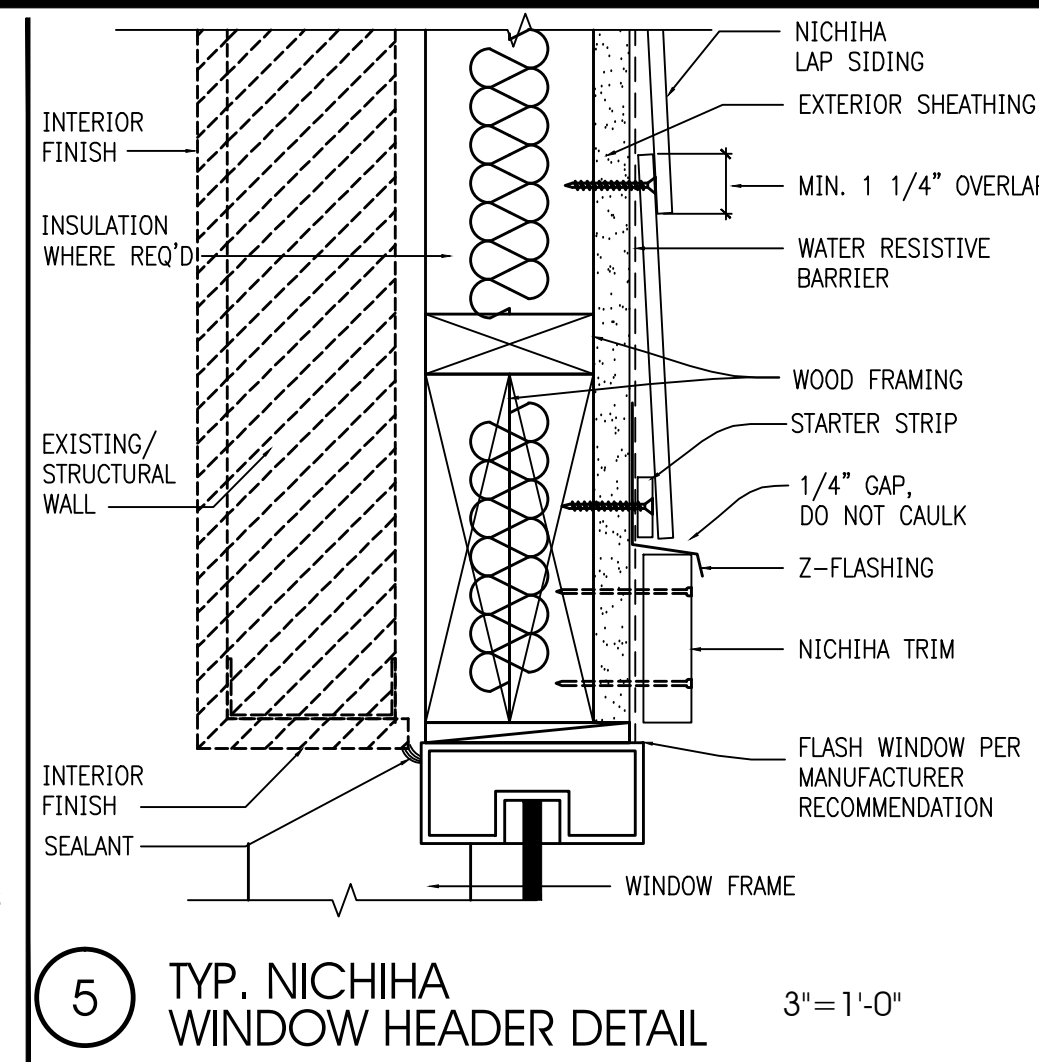
PROJECT NO: 2015.0269  
DATE: 03.22.16

**A4.0**  
WALL SECTIONS

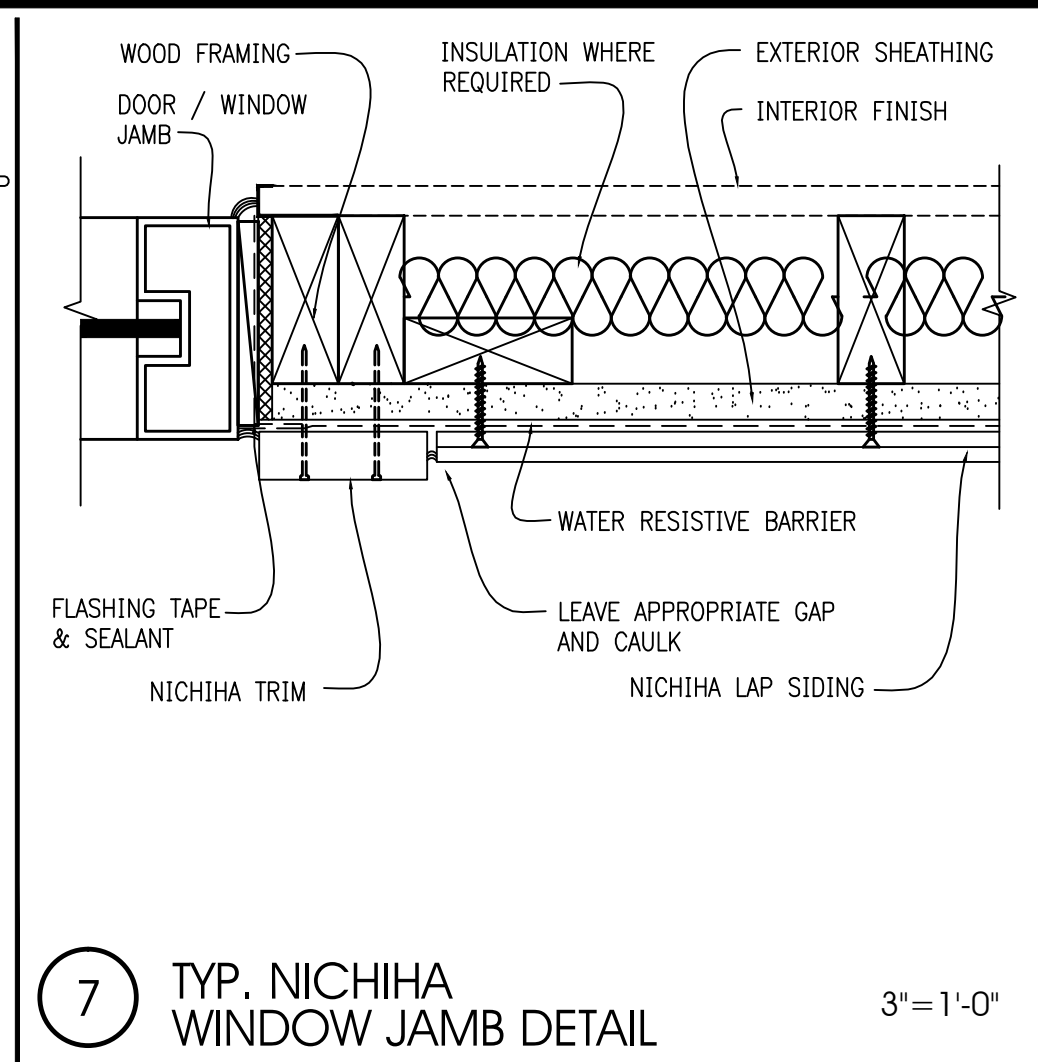
CHECKED: LL DRAWN: HP



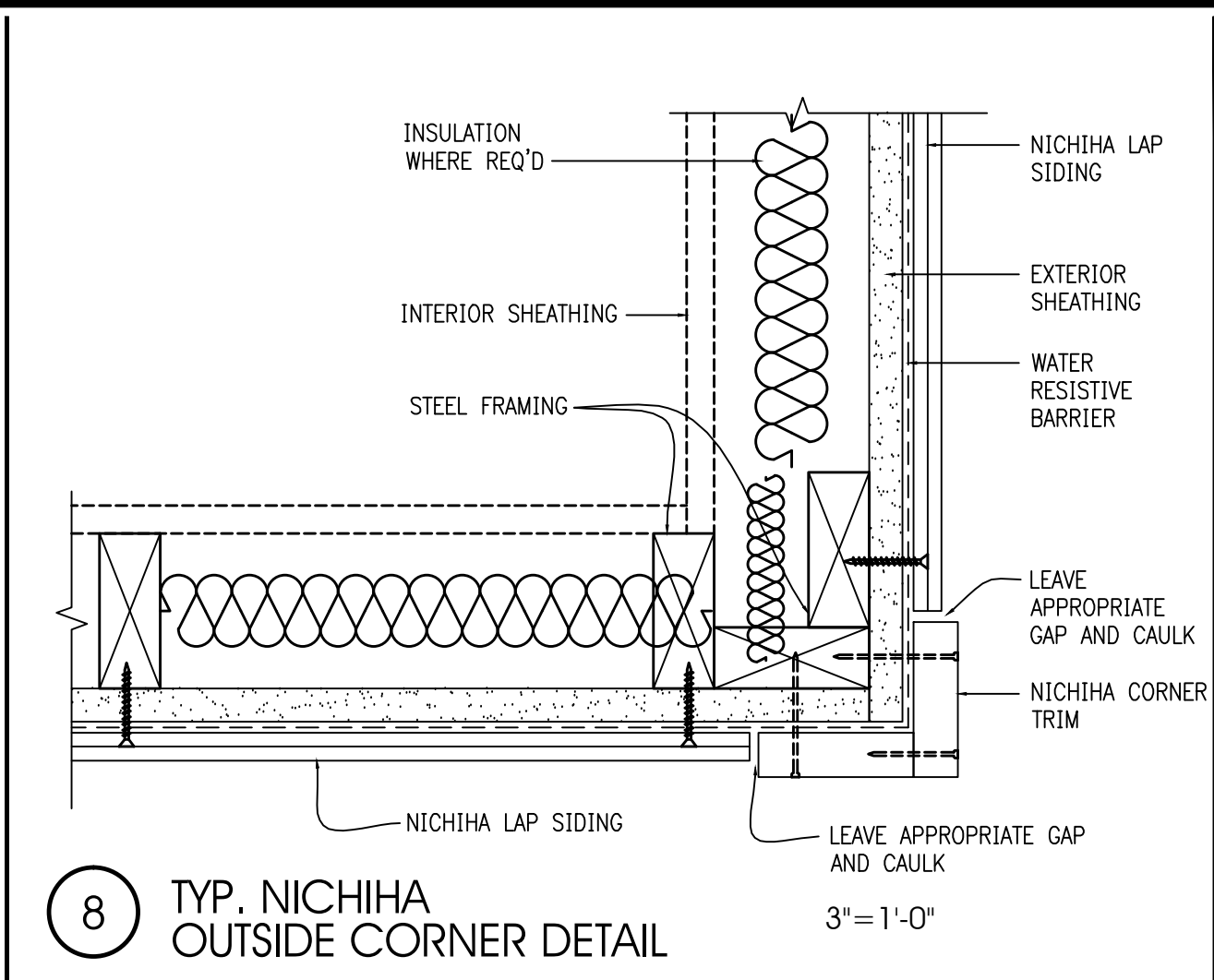
4 TYP. PARAPET DETAIL 1 1/2"=1'-0"



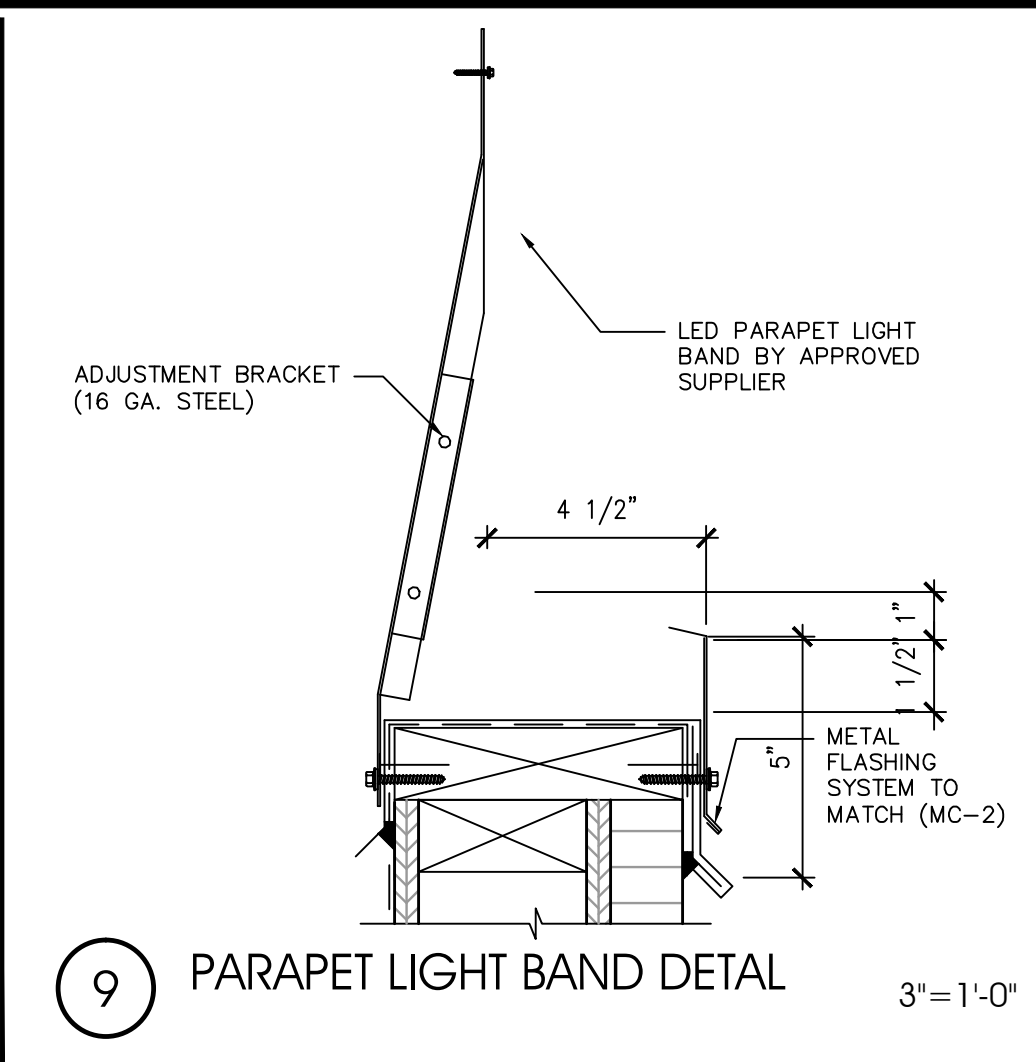
5 TYP. NICHIHA WINDOW HEADER DETAIL 3"=1'-0"



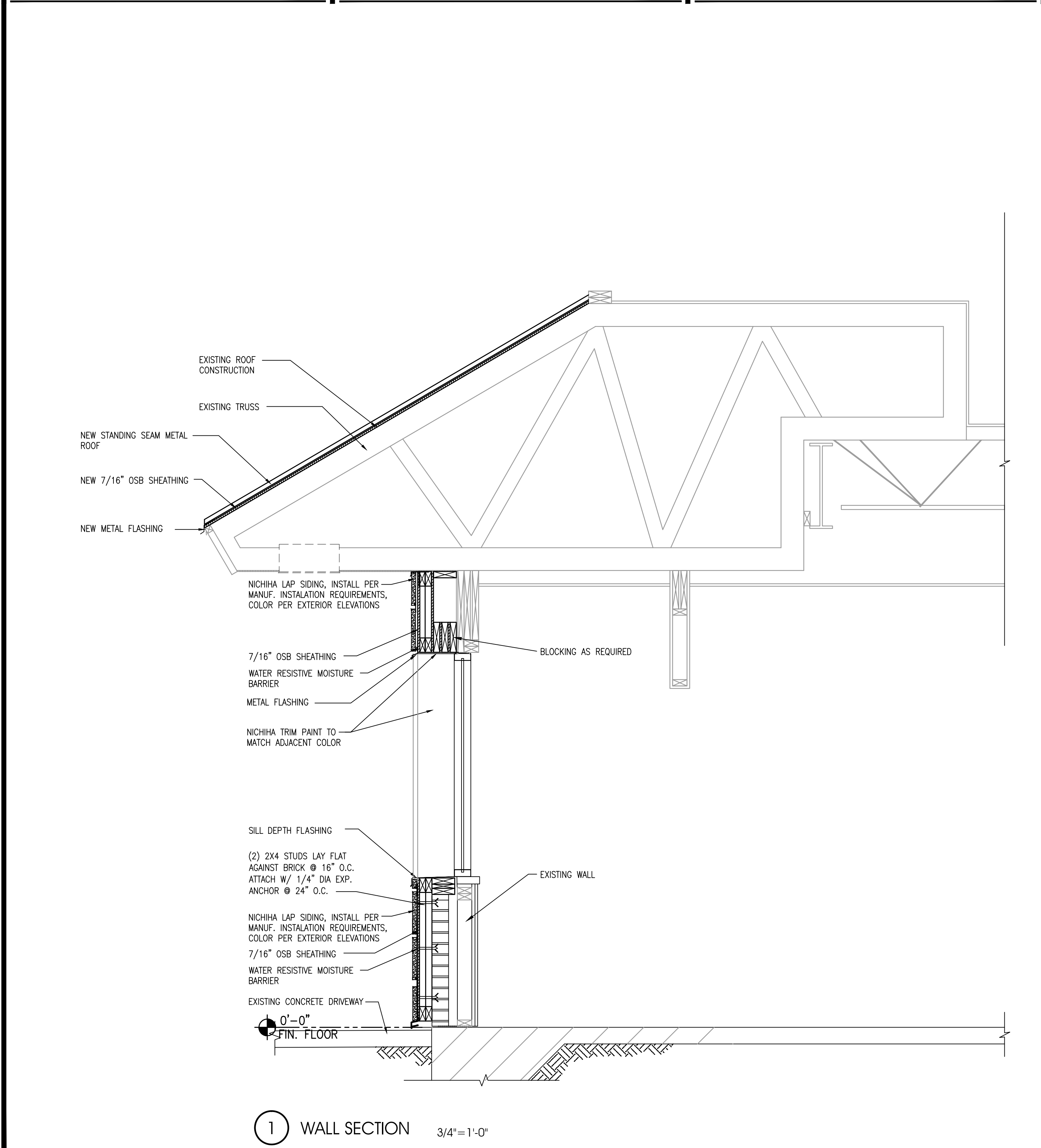
7 TYP. NICHIHA WINDOW JAMB DETAIL 3"=1'-0"



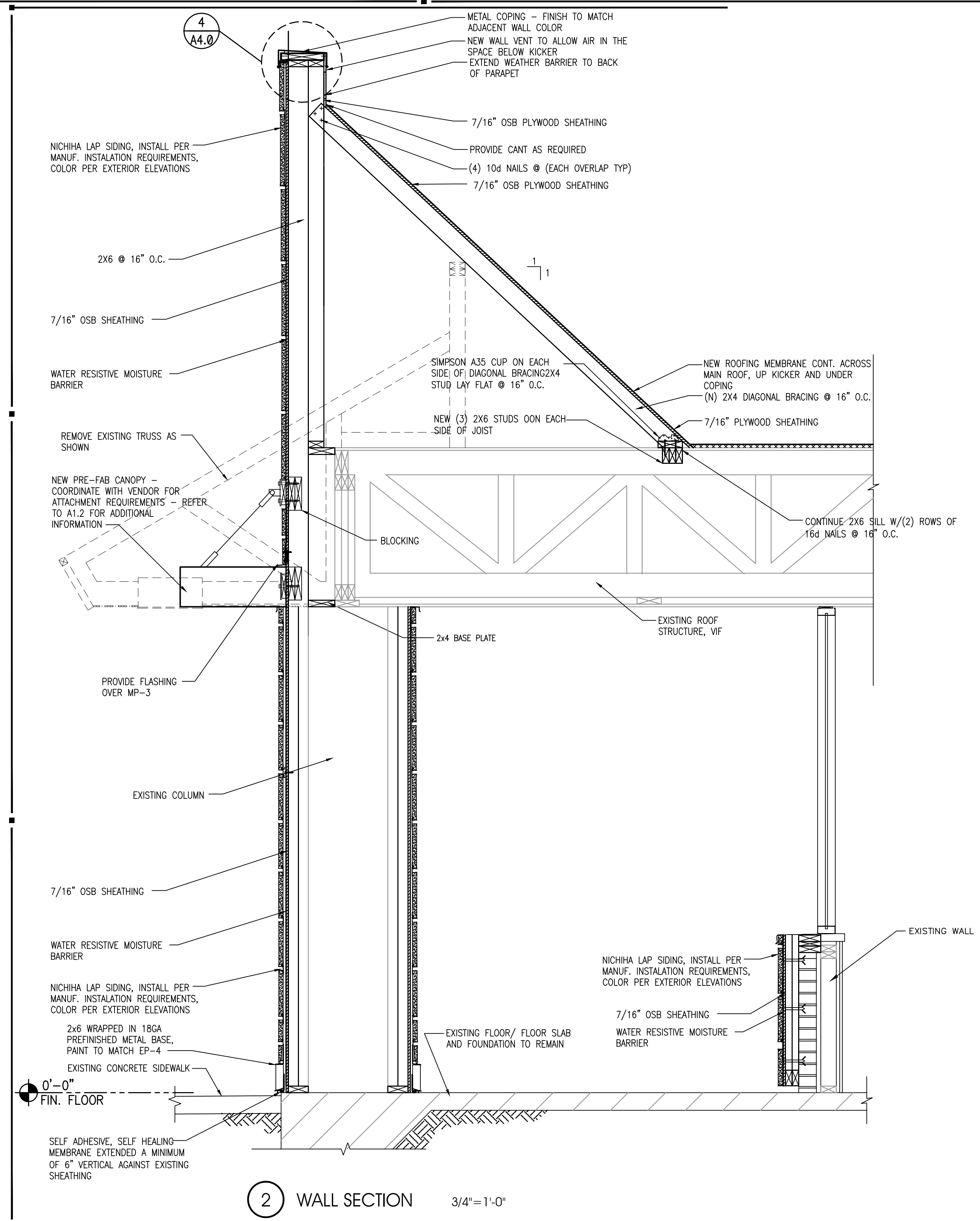
8 TYP. NICHIHA OUTSIDE CORNER DETAIL 3"=1'-0"



9 PARAPET LIGHT BAND DETAIL 3"=1'-0"



1 WALL SECTION 3/4"=1'-0"

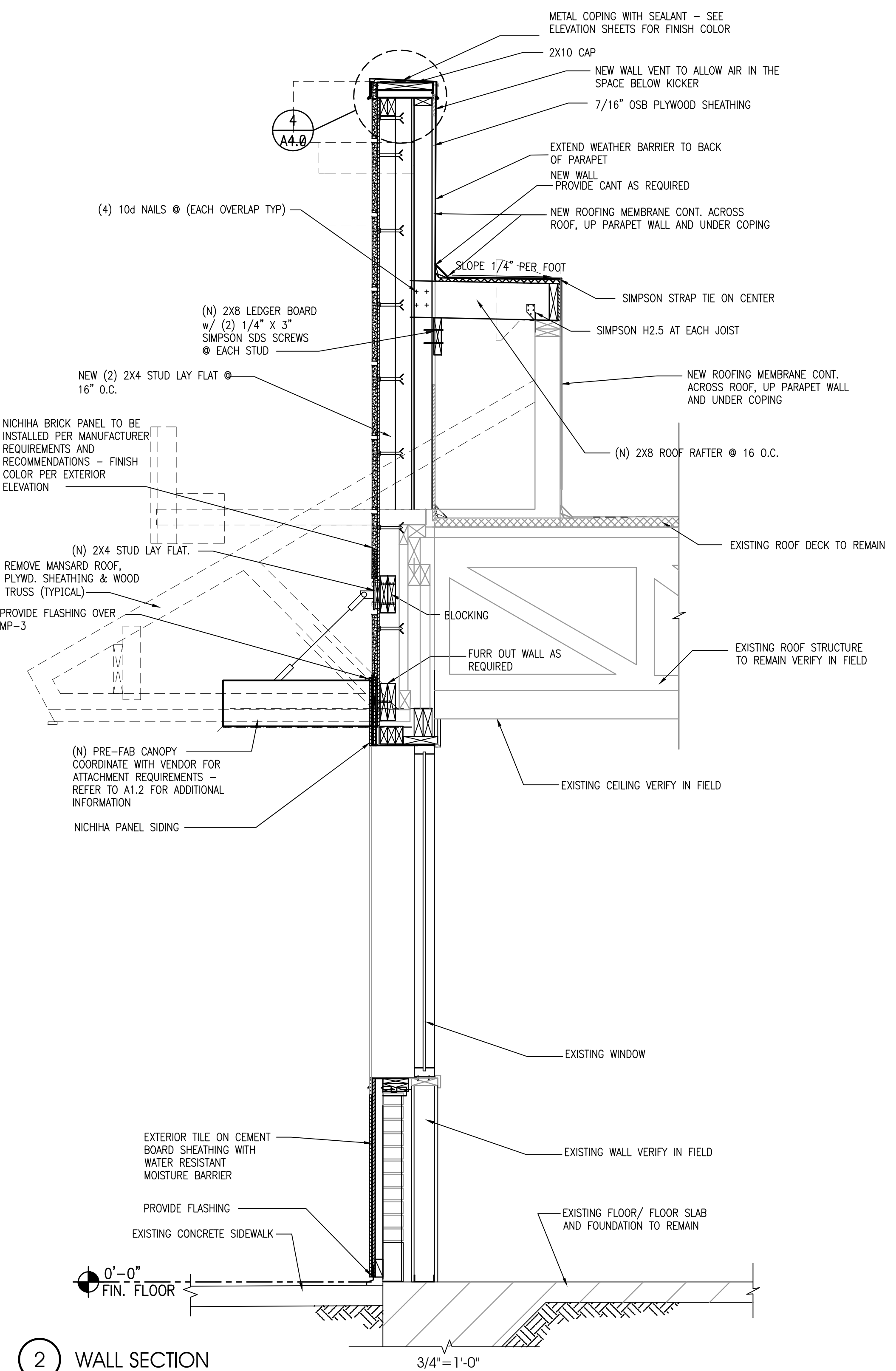
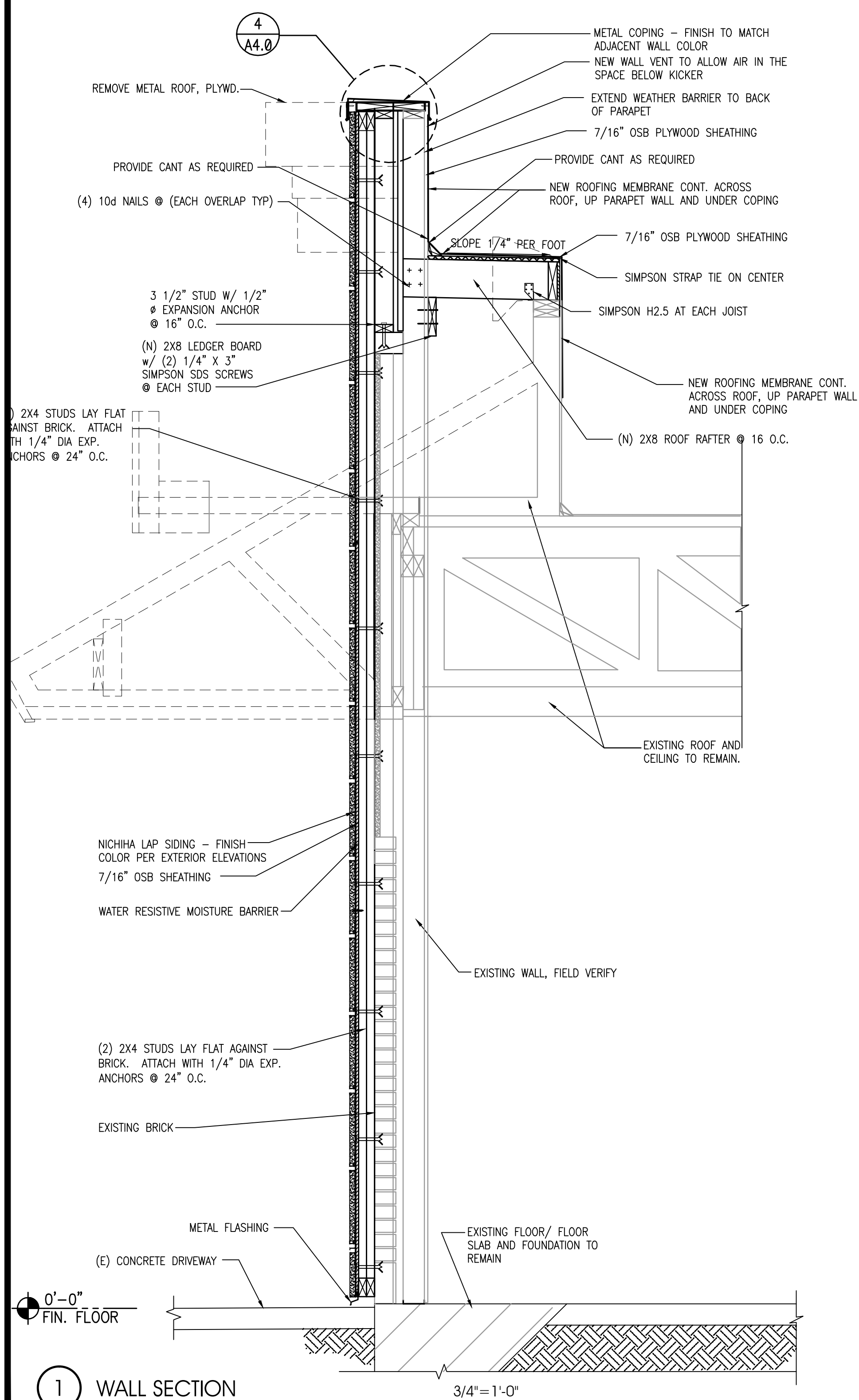


2 WALL SECTION 3/4"=1'-0"

INTERPLAN LLC RESERVES COPYRIGHT & OTHER RIGHTS RESTRICTING THESE DOCUMENTS TO THE ORIGINAL SITE OR PURPOSE FOR WHICH THEY WERE PREPARED. REPRODUCTIONS, CHANGES OR ASSIGNMENTS ARE PROHIBITED. COPYRIGHT © 2016

SEAL:

CONSULTANT:



NO.	DATE	REVISIONS	REMARKS
03.22.16		CONSTRUCTION SET	
02.29.16		REVISED SITE PERMIT	
11.05.15		ISSUE FOR PERMIT	
11.05.15		ISSUE FOR BID	

**RESTAURANT FOR:**  
**TOM'S King**  
335 COMMERCE DRIVE  
CRYSTAL LAKE, IL 60014  
815-444-2008  
**BURGER KING CORPORATION**

**BURGER KING REMODEL**

BK STORE #9511  
1761 E. STATE STREET  
SALEM, OH

PROJECT NO: 2015.0269  
DATE: 03.22.16

**A4.1**  
WALL SECTIONS

CHECKED: LL DRAWN: HP

INTERPLAN LLC. RESERVES COPYRIGHT & OTHER RIGHTS RESTRICTING THESE DOCUMENTS TO THE ORIGINAL SITE OR PURPOSE FOR WHICH THEY WERE PREPARED. REPRODUCTIONS, CHANGES OR ASSIGNMENTS ARE PROHIBITED. COPYRIGHT © 2016



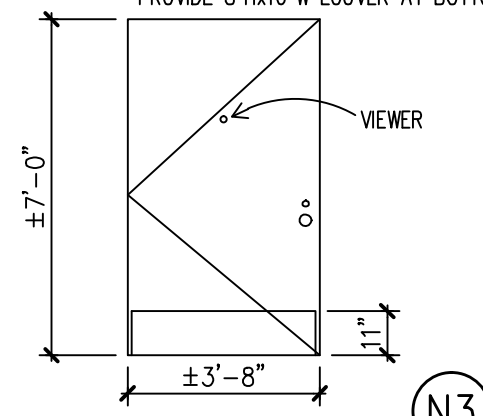
SEAL:

CONSULTANT:

**DOOR**  
OPENING: 4'-0" x 7'-0" x 1 3/4" x MD x MF  
MATERIAL: HOLLOW METAL  
FINISH: PAINT - REFER TO SHEET A-2

**FRAME**  
MATERIAL: HOLLOW METAL  
FINISH: PAINT - REFER TO SHEET A-2

**HARDWARE**  
DOOR TO RECEIVE:  
REINF. PIVOT: 1 EACH HAGER 253 x 2C x HAND REQUIRED  
HINGES: 4 EACH HAGER: BB1168 4 1/2" x 4 1/2" x USP x NRP  
EXIT DEVICE: 1 EACH VON DUPRIN 2220 x 689 (DOOR #3)  
CLOSER: 1 EACH LCN 4115 H-CUSH x TB x 689  
VIEWER: 1 EACH ROCKWOOD 622 x 626  
KICKPLATES: 1 EACH HAGER 193S 10"x2" LDW 628 (INSTALL W/FLAT HEAD PHILLIPS HEAD SCREWS)  
THRESHOLD: 1 EACH NATIONAL GUARD 325 x 48" x AL  
DOOR SWEEP: 1 EACH NATIONAL GUARD 200NA x 48"  
WEATHERSTRIP: 1 SET NATIONAL GUARD 160SA 1048", 2084"  
DOOR 4: MATCH LOCKSET/TRIM OF DOOR #4  
PROVIDE 6" WIDE LOUVER AT BOTTOM OF DOOR



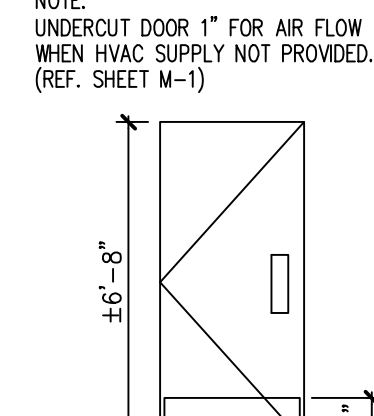
DOOR  
SCALE: 1/4" = 1'-0"

1 DOOR SPECIFICATIONS AS NOTED

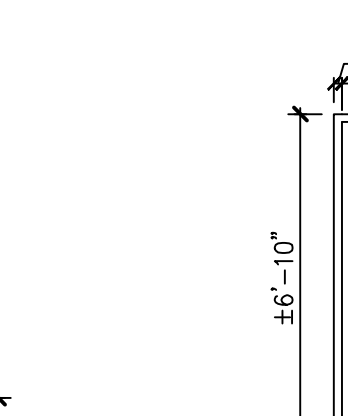
**DOOR**  
OPENING: 3'-0" x 6'-8" x 1 3/4" x MD x MF  
MATERIAL: SOLID CORE HPL  
FINISH: REFERENCE ID SHEETS

**FRAME**  
MATERIAL: ALUMINUM  
FINISH: REFERENCE ID SHEETS

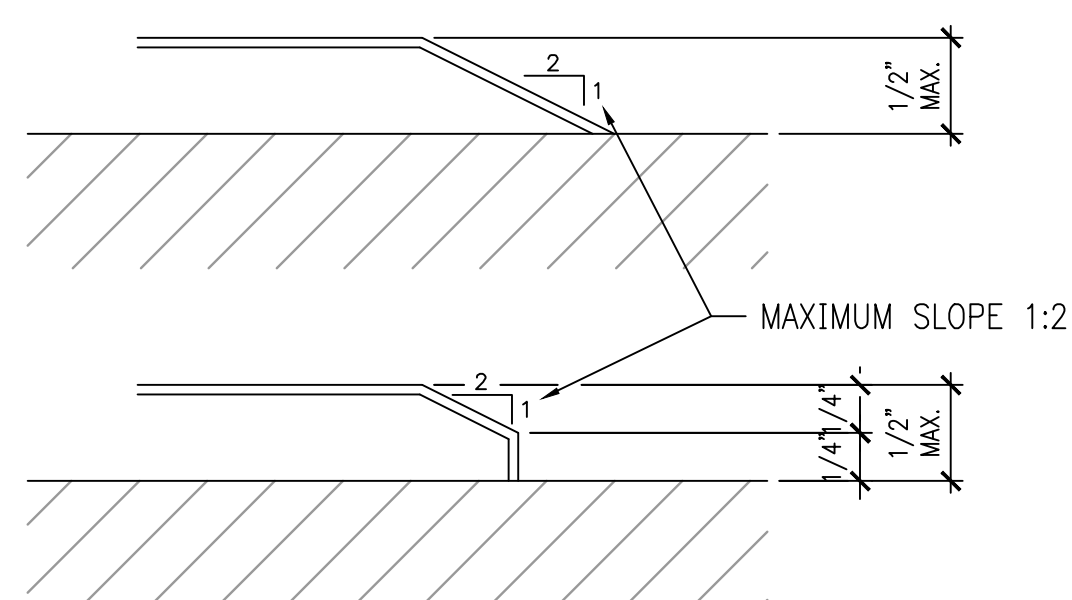
**REMARKS**  
SIGN PACKAGE: 1 "GENTLEMEN" AND CORRESPONDING SIGNAGE IN GRADE TWO BRILLE PER ADA REQUIREMENTS. SIGNS FURNISHED BY DECOR SUPPLIER. SIGNS INSTALLED BY GENERAL CONTRACTOR PER ADA REQUIREMENTS.  
AS AN OPTION IN LIEU OF SOLID CORE DOORS AND HOLLOW METAL FRAMES, PROVIDE MARLITE HPL DOORS WITH ALUMINUM FRAMES (REF. ID SHEETS FOR COLOR)  
\*\*DELETE IF MULTIPLE OCCUPANCY RESTROOM  
\*\*OPTIONAL SANITGRASP #SG-101



DOOR  
SCALE: 1/4" = 1'-0"



DOOR FRAME  
SCALE: 1/4" = 1'-0"



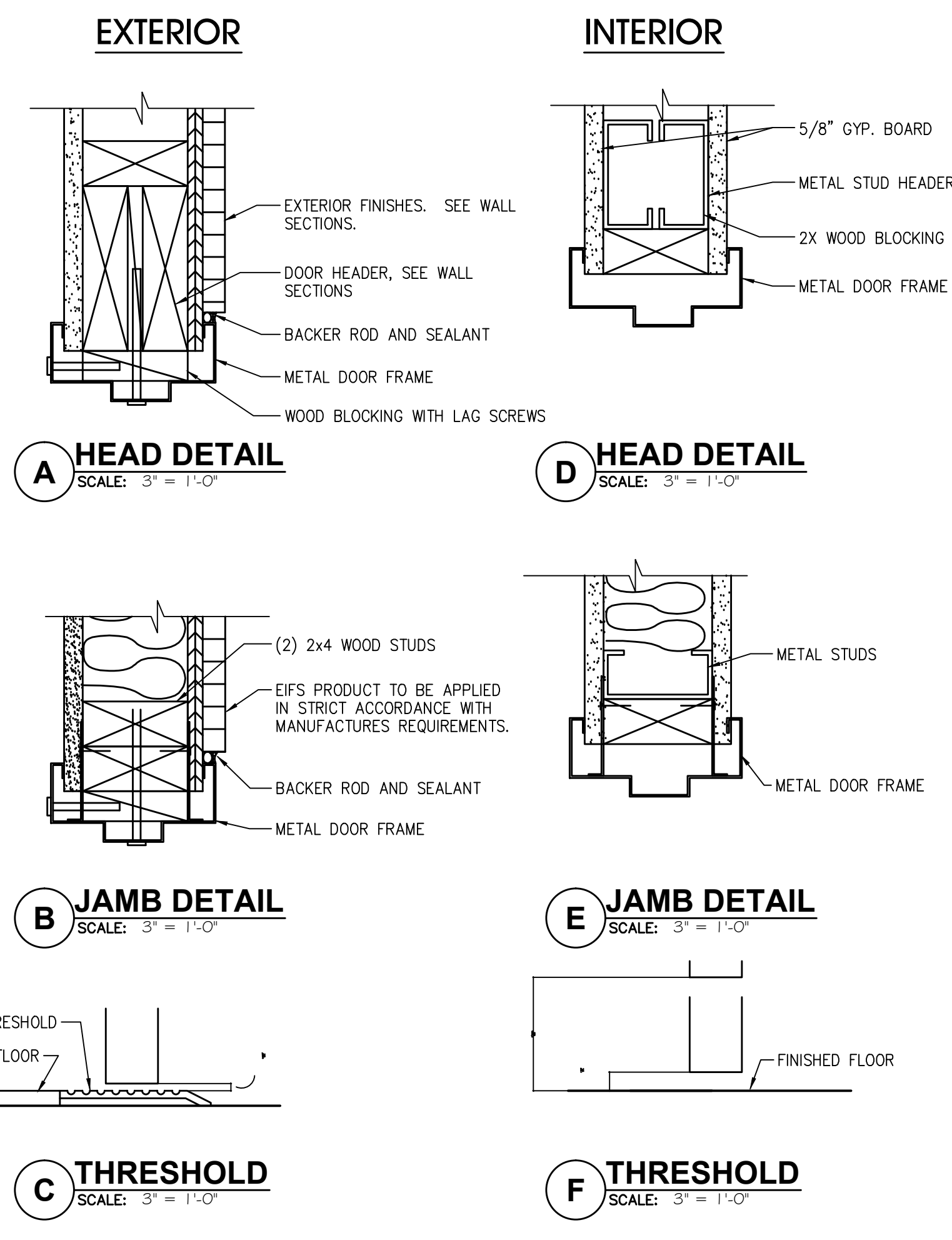
3 ACCESSIBLE THRESHOLD REQUIREMENTS 1'-0"=1'-0"

\*\*\*PROVIDE ADA SILLS @ DOORS.

\*\*\*VERIFY ALL DIMENSIONS IN FIELD.

\*\*\*PROVIDE ADA SILLS

Specified Products and Approved Equals			
<b>Hinges - Provide features, functions, size, and finish as shown in hardware sets.</b>			
Hager	BB1279	BB1168	253
McKinney	TA2714	T4A3786	
Bommer	BB5000	BB5004	
<b>Locks - Provide features, functions, and finish as shown in hardware sets.</b>			
Falcon - Deadlock	D271		NO SUBSTITUTION
Schlage	AL53PD	AL40S	
Yale	AU5307LN	AU5302LN	
Falcon	B511D	B301D	
<b>Exit Device - Provide features, functions, and finish as shown in hardware sets.</b>			
VonDuprin	22 EO		
Yale	2100 EO		
Sargent	3828 EO		
<b>Closers - Provide features, functions, and finish as shown in hardware sets.</b>			
LCN	1461	4115 H-CUSH	
Yale	3301	4425T / 4421T	
Dorma	8616	8916 DST / 8956 DST	
<b>Push/Pull, KP, Stops, Etc - Provide features, functions, size, and finish as shown in hardware sets.</b>			
Hager	Kickplt 193S	Pull Plt H33E	Push Plt. 30S
Rockwood	K1050 B3E	BF106 x 70C	70C
Trimco	KOO50	1017-3 x 2 1/2 Proj.	1001-3
			1211
			1270WV
			976U
<b>Weatherstripping, Thresholds, Etc. - Provide features, size, and finish as shown in hardware sets.</b>			
National Guard	Threshold 325A	Sweep 200NA	Weatherstrip 160SA
Pemko	229A	315CN	303AS
Zero	1675A	39A	99A



3 HEAD, JAMB, AND THRESHOLD DETAILS AS NOTED

DR HEAD-JAMB\_01

03.22.16 CONSTRUCTION SET  
02.29.16 REVISED SITE PERMIT  
11.05.15 ISSUE FOR PERMIT  
11.05.15 ISSUE FOR BID

NO DATE REMARKS

REVISIONS

**RESTAURANT FOR:**  
**TOMS King**  
335 COMMERCE DRIVE  
CRYSTAL LAKE, IL 60014  
815-444-2008  
**BURGER KING CORPORATION**

**BURGER KING REMODEL**  
BK STORE #9511  
1761 E. STATE STREET  
SALEM, OH

PROJECT NO: 2015.0269  
DATE: 03.22.16

**A7.0**  
DOOR AND WINDOW  
SCHEDULE AND DETAILS

CHECKED: JIN DRAWN: AR

INTERPLAN LLC. RESERVES COPYRIGHT & OTHER RIGHTS RESTRICTING THESE DOCUMENTS TO THE ORIGINAL SITE OR PURPOSE FOR WHICH THEY WERE PREPARED. REPRODUCTIONS, CHANGES OR ASSIGNMENTS ARE PROHIBITED. COPYRIGHT © 2016

SEAL:

CONSULTANT:

GARDEN GRILL EXTERIOR MATERIALS & FINISH SCHEDULE							
9.28.2015							
CODE	MATERIAL	LOCATION	MANUFACTURER	PRODUCT	DESCRIPTION COLOR	DIMENSION	
EB-1G	EXTERIOR BRICK	GENERAL	PINE HALL BRICK	FACE BRICK	OLD IRVINGTON O/S		
ECT-1G	EXTERIOR CERAMIC TILE	ACCENT AT BUILDING FRONT	GRANITE FIANDRE/ EUROWEST	SENSIBLE STONE ED5052 (USE EGR-4G)	RED NATURAL STACKED BOND PATTERN	12" X 24"	
EF-1G	EXTERIOR FINISH - STUCCO, STO, FIBER CEMENT SIDING PANELS	GENERAL	STO OR APPROVED EQUAL	STO POWERWALL STUCCO SYSTEM TEXTURE: FINE SAND OR STO THERM CI EIFS SYSTEMS	COLOR TO MATCH EP-2G "TAUPE TONE"		
EF-5G	EXTERIOR FINISH STUCCO	GENERAL	STO OR APPROVED EQUAL	STO POWERWALL STUCCO SYSTEM TEXTURE: FINE SAND	COLOR TO MATCH EP-7G "CUSTOM GRENADINE"		
EF-9G	EXTERIOR FINISH FIBER CEMENT	EXTERIOR SIGN ARCHONS	NICHIHA FIBER CEMENT	VINTAGE WOOD EF762	CEDAR	18" X 10"	
TR-1G	ALUMINUM TRIMS						
EP-2G	EXTERIOR PAINT	EXTERIOR GENERAL ABOVE WAINSCOT	PPG	<b>PRIMER:</b> 17-921 <b>PAINT:</b> 6-2045XI EXTERIOR SPEEDHIDE SATIN	TAUPE TONE		
EP-4G	EXTERIOR PAINT	EXTERIOR WAINSCOT		<b>PRIMER:</b> 17-921 <b>PAINT:</b> 6-2045XI EXTERIOR SPEEDHIDE SATIN	MONTERREY CLIFFS		
EP-6G	EXTERIOR PAINT	EXTERIOR ACCENT (For Metal Substrates Only)		<b>PRIMER:</b> 17-921 <b>PAINT:</b> 6-2045XI EXTERIOR SPEEDHIDE SATIN	BURGER KING SILVER	<b>NOTE: NOT FOR USE ON ROOFS FOR REMODELING.</b> SEE EP-6AG & EP-6BG	
EP-6AG	EXTERIOR PAINT	EXISTING MANSARD ROOFS, SHINGLES & BARREL TILE		<b>PRIMER:</b> 17-921 <b>PAINT:</b> 6-2045XI EXTERIOR SPEEDHIDE SATIN	GRIMMY'S GREY	<b>NOTE: FOR REMODELS ONLY</b>	
EP-6BG	EXTERIOR PAINT	EXISTING STANDING SEAM METAL ROOF		<b>PRIMER:</b> 17-921 <b>PAINT:</b> 6-2045XI EXTERIOR SPEEDHIDE SATIN	MARCH WIND	<b>NOTE: FOR REMODELS ONLY</b>	
EP-7G	EXTERIOR PAINT	EXTERIOR ACCENT		<b>PRIMER:</b> 17-921 <b>PAINT:</b> 6-2045XI EXTERIOR SPEEDHIDE SATIN	CUSTOM GRENADINE		
EP-8G	EXTERIOR PAINT	METAL COPING AT ARCHON TOWERS		<b>PRIMER:</b> 17-921 <b>PAINT:</b> 6-2045XI EXTERIOR SPEEDHIDE SATIN	CEDAR		
EXT-G	EXTERIOR PAINT	POLES & SIGNS		<b>PRIMER:</b> 17-921 <b>PAINT:</b> 6-2045XI EXTERIOR SPEEDHIDE SATIN	BLACK		
EGR-3G	GROUT	WAINSCOT BRICK		MAPEI	# 5 CHAMOIS (USE WITH EB-1G)	# 5 CHAMOIS	
EGR-4G	GROUT	CERAMIC TILE		CUSTOM BUILDING PRODUCTS	POLYBLEND SANDED	# 335 WINTER GRAY	
MC-1G	METAL COPING	TOP OF LIGHT BAND WALL CAP	W.P. HICKMAN SYSTEMS, INC.		A-30 SILVERSMITH		
MC-2G	METAL COPING	BELOW LIGHT BAND			FACTORY FINISH TO MATCH EP-2G (TAUPE TONE)		
MC-3G	METAL COPING	ABOVE EXTERIOR SIGN ARCHONS			COPING TO BE PAINTED EP-8G (CEDAR)		
MP-3G	METAL CANOPY	ABOVE DOORS	*SEE APPROVED CANOPY SUPPLIERS	CUSTOM METAL CANOPY	COLOR: CLEAR ANODIZED	*SEE PLANS	
MP-4G	METAL AWNING / SSM ROOFING	ABOVE WINDOWS / MANSARD ROOFING	FIRESTONE	STANDING SEAM METAL ROOF UC-4 PROFILE	SILVER METALLIC SR	*SEE PLANS	
			METAL PRODUCTS BERRIDGE ROOFING	STANDING SEAM METAL ROOF CEE-LOCK	PREMIUM METALLIC - ZINC COTE	*SEE PLANS	
			METAL PRODUCTS				

CONTACT: THERESA BEANE (800) 334-8689  
TBEANE@PINEHALLBRICK.COM  
NOTE: USE WITH EGR-3G

CONTACT: JAN DETER AT EUROWEST  
(714) 309-9551 JOY KLEIN (813) 334-3302  
jklein@transceramica.com

CONTACT: TIM SALERNO AT STO CORP  
407-466-5371

CONTACT: ANDREW BRIGGS 770-805-9466 or 866-424-44211 EMAIL: abriggs@nichiha.com  
INSTALL PER MANUFACTURER'S

CONTACT: TIM SALERNO AT STO CORP  
407-466-5371

CONTACT: ANDREW BRIGGS 770-805-9466 or 866-424-44211 EMAIL: abriggs@nichiha.com  
INSTALL PER MANUFACTURER'S

Contact: RICK GARLIN, PPG CORPORATE NATIONAL ACCOUNTS MANAGER  
phone: (317) 318-5800  
email: garlin@ppg.com

**NOTE: NOT FOR USE ON ROOFS FOR REMODELING.**  
SEE EP-6AG & EP-6BG

**NOTE: FOR REMODELS ONLY**

**NOTE: FOR REMODELS ONLY**

**NOTE: USE WITH ECT-1 ON EXTERIOR FINISH SCHEDULE**

CONTACT: W.P. HICKMAN COMPANY (828)676-1700  
WWW.WPH.COM

CONTACT: BRENNIA ROMANI (317) 816-3206  
OR (763) 587-1852

CONTACT: TYLER HALL (210) 650-7047

03.22.16 CONSTRUCTION SET  
02.29.16 REVISED SITE PERMIT  
11.05.15 ISSUE FOR PERMIT  
11.05.15 ISSUE FOR BID

NO DATE REMARKS

REVISIONS

**RESTAURANT FOR:**  
**TOMS King**  
335 COMMERCE DRIVE  
CRYSTAL LAKE, IL 60014  
815-444-2008  
**BURGER KING CORPORATION**

**BURGER KING REMODEL**  
BK STORE #9511  
1761 E. STATE STREET  
SALEM, OH

PROJECT NO: 2015.0269  
DATE: 03.22.16

**A8.0**  
EXTERIOR FINISH SCHEDULE

NOTE: NOT ALL FINISHES WILL NECESSARILY BE USED. CHECKED: JN DRAWN: HP

INTERPLAN LLC. RESERVES COPYRIGHT & OTHER RIGHTS RESTRICTING THESE DOCUMENTS TO THE ORIGINAL SITE OR PURPOSE FOR WHICH THEY WERE PREPARED. REPRODUCTIONS, CHANGES OR ASSIGNMENTS ARE PROHIBITED. COPYRIGHT © 2016



SEAL:

CONSULTANT:

# DIRECTORY OF MANUFACTURERS AND SUPPLIERS

THIS LIST IS INTENDED TO ASSIST THE CONTRACTOR IN SOURCING BUILDING MATERIALS AND PRODUCTS. IN MANY CASES APPROVED BURGER KING MATERIALS AND PRODUCTS MAY BE PURCHASED DIRECTLY FROM THESE SOURCES AT A NATIONAL ACCOUNTS PRICE FOR A COMPLETE LISTING OF APPROVED MANUFACTURERS, SEE PLANS AND SPECIFICATIONS + VISIT RSJ'S eREDBOOK

DIVISION 4 - MASONRY		DIVISION 9 - FINISHES		DIVISION 15 - MECHANICAL		SIGN, EQUIPMENT, PLAYGROUND AND DECOR							
<p>-ACME BRICK CO. (FACE BRICK) P.O. BOX 425 FT. WORTH, TX. 76101-8425 713-881-4851 800-792-1234 (IN TEXAS)</p> <p>-BELDEN BRICK CO. (FACE BRICK) 700 WEST TUSCARAWAS CANTON, OH. 44702 336-456-0831</p>	<p>-TRI-STATE BRICK &amp; BLOCK, LLC. (TEXTURED BLOCK) 412 EAST ST. CATHERINE ST. LOUISVILLE, KY. 40283 502-587-7971</p> <p>-GLEN GERY BRICK (FACE BRICK) P.O. BOX 7001 WYOMISSING, PA. 19610-6001 610-374-4011</p>	<p>-INTERCERAMIC TILE COMPANY (FLOOR AND WALL TILE) 2333 SOUTH JUPITER ROAD GARLAND, TX. 75041 JEFF WELLS - NATIONAL ACCOUNTS 817-351-2178 jwells@interceramic.com www.interceramic.com</p> <p>-DAL-TILE (FLOOR TILE) 1707 OLD OKEECHOBEE ROAD WEST PALM BEACH, FL. 33489 VIVIAN TROUT 561-848-3675</p>	<p>-D.J. PAINTING 789 LANDIS AVE. BRIDGEVIEW, NJ. 08302 DAN HERR: 609-685-8562 dan@djpainting.com</p> <p>-UNIVERSAL MANUFACTURING (F.R.P.) 5366 CRESTVIEW RD. MEMPHIS, TN. 38134 901-458-5881 EXT. 105 800-821-1414 EXT. 105</p> <p>-KEMALITE (F.R.P.) JOLIET, IL 800-435-0080</p> <p>-WEATHER BARRIER, INC. (PAINT, COATINGS) 901 WASHINGTON ST. CONSHOHOCKEN, PA. 19428 800-843-9800 EXT. 302</p>	<p>-RHEEM/BLUD (WATER HEATERS) 101 BELL ROAD MONTGOMERY, AL. 36117 334-268-1512</p> <p>-A.O. SMITH (WATER HEATERS) 600 E. JOHN CARPENTER FREEWAY SUITE 208 IRVING, TX. 75062 800-447-1953 972-719-5900</p> <p>-PALOMA (WATER HEATERS - CONDON CO.) 2916 S. FOX ENGLEWOOD, CO. 80110 800-873-3507</p> <p>-PALOMA (WATER HEATERS - CONDON CO.) 1103 N. 36th STREET SEATTLE, WA. 98103 800-824-7337</p>	<p>-PENNBARRY VENTILATOR, INC. (ROOFTOP EXHAUST FANS) 1401 NORTH PLANO ROAD RICHARDSON, TX. 75081 972-497-8456</p> <p>-SELECTO SCIENTIFIC, INC. (WATER FILTERS) 5933 PEACHTREE IND. BLVD. SUITE B NORCROSS, GA. 30092 800-635-4917 770-448-2433</p> <p>-ANSUL (FIRE PROTECTION SYSTEMS) ONE STANTON STREET MARSHVILLE, WI. 54143-2542 800-862-6785 863-685-8339</p> <p>-N.C.A. NATIONAL HVAC PRODUCTS, LLC. (AIR CONDITIONING - FULL SERVICE) 4585 140 AVENUE NORTH CLEARWATER, FL. 33762 877-530-0078</p>	<p>-L.S.I. (MENU BOARDS) 3871 TURKEYFOOT ROAD ERLANGER, KY. 41018 RICK JORDAN: 800-546-1513 EXT. 3887 513-793-3200</p> <p>-FEDERAL HEALTH SIGN CO. (SIGNS) 3085 TAMPA ROAD OLDSMAR, FL. 34677 FIONA PAUL: 813-855-4415 800-284-3284 EXT. 19</p> <p>-CUMMINGS SIGNS, INC. (SIGNS) 15 CENTURY BLVD. SUITE 200 NASHVILLE, TN. 37214 ANN BAKER: 800-489-7446 EXT. 358</p> <p>-ENTERA SIGNS (AWNINGS, CANOPIES &amp; SIGNS) 1200 ENTERA DRIVE PANAMA CITY, FL. 32401 JOHN COLLINS: 904-922-0823</p>	<p>-INTEGRATED CONTROL CORP. (KITCHEN MINDER) 3871 TURKEYFOOT ROAD HUNTINGTON, NY 11743 ROBERTA SALERNO: 631-673-5100 OR 877-422-8788</p> <p>-DUKE MANUFACTURING (PRODUCT HOLDING UNITS) SUITE 108 2305 NORTH BROADWAY ST. LOUIS MO. 63102 BILL ROSE: 314-231-1130 EXR. 355 800-735-3853</p> <p>-FRYMASTER CORPORATION (FRYERS) 9995 SW 72nd STREET SUITE 108 MIAMI, FL. 33173 RICK GARCIA: 305-271-5035 800-221-4583</p>	<p>-CHARTER HOUSE INC. (SEATING &amp; DECOR) 500 EAST 8th STREET, SUITE 1000 HOLLAND, MI. 49423 BARRY ZILIK: 800-514-7859 317-774-8880</p> <p>-SEATING CONCEPTS (SEATING &amp; DECOR) 125 CONNELL STREET ROCKDALE, IL. 60436 BILLY OVERTON: 815-730-7980</p> <p>-FCC COMMERCIAL FURNITURE (DECOR) 8452 OLD HWY. 99 NORTH ROSEBURG, OR. 97470 VIRGIL OSBORNE: 541-673-3351 800-322-7328</p>					
<p><b>DIVISION 5 - METALS</b></p> <p>-ADISON STEEL (STRUCTURAL STEEL) 7351 OVERLAND ROAD ROCKFORTH, FL. 32819-3483 407-295-6434</p>		<p>-WRISCO (METAL FASCIA, SOFFITS) 12102 CORPORATION DRIVE DALLAS, TX. 75228 800-627-8848</p>		<p>-SHERWIN WILLIAMS/DURON (PAINTS, COATINGS) 5790 HOFFNER AVENUE, SUITE 501 ORLANDO, FL. 32822 407-658-6280 (NATIONAL ACCTS. - LONN ROSELL)</p> <p>-GRANITE-FIANDRE (FLOOR TILE) 1159 BRYN MAWR ITASCA, IL. 60143 JAY DETER: 714-390-9551 jdet@eurowest.com</p> <p>-QUARRY TILE CO. (CERAMIC TILE) 589-536-2812 770-895-0456 OR 404-538-1261 clate@nichia.com</p>		<p>-NICHIA FIBER CEMENT (SIDING) 6655 PEACHTREE INDUSTRIAL BLVD SUITE 218 ORLANDO, FL. 32809 800-942-7343</p> <p>-NICHIA FIBER CEMENT (SIDING) 6655 PEACHTREE INDUSTRIAL BLVD SUITE AA NORCROSS, GA. 30092 770-895-0456 OR 404-538-1261 clate@nichia.com</p>		<p>-JAMES HARDIE BUILDING PRODUCTS, INC. (SIDING, SOFFIT) 1255 LA QUINTA DRIVE SUITE 218 ORLANDO, FL. 32809 800-942-7343</p> <p>-NICHIA FIBER CEMENT (SIDING) 6655 PEACHTREE INDUSTRIAL BLVD SUITE AA NORCROSS, GA. 30092 770-895-0456 OR 404-538-1261 clate@nichia.com</p>					
<p><b>DIVISION 6 - WOOD/PLASTICS</b></p> <p>-MONIER ROOF TILE (BARREL TILE) P.O. BOX 5567 ORANGE, CA. 92613-5567 800-366-6437</p> <p>-LIFETILE, INC. (BARREL TILE) P.O. BOX 632 LAKE WALES, FL. 33859 813-676-9485</p> <p>-G.A.F. (FLAT ROOF) 1361 ALPS ROAD WAYNE, NJ. 07470 (201) 628-3000 800-766-3411</p> <p>-BERNARD ROOFING (METAL ROOF) TLER HALL SAN ANTONIO, TX. 210-650-7047 THALL@berbridge.com</p>		<p>-FIRESTONE METAL PRODUCTS (METAL ROOF) 1001 LUND BOULEVARD ANOKA, MN. 55303 800-426-7737</p> <p>-TAMKO ROOFING PRODUCTS (FLAT ROOFING) P.O. BOX 1404 JOPLIN, MO. 64802 800-641-4691 (417) 624-6844</p> <p>-SCHULLER (FLAT ROOFING) www.coronadopaint.com 386-428-6461</p> <p>-SUMMIT TILE CO. 330-223-1511</p>		<p>-ILLINOIS STATE PAINTERS (PAINT, COATINGS, NAT'L ACCT APPLICATOR) 630-904-4888</p> <p>-MARLITE (INTERIORS WALLS, DOORS &amp; RESTROOMS COMPARTMENTS) 282 HARGER STREET DORVER, OH. 44622 800-377-1221 330-364-7561</p> <p>-CORONADO PAINT www.coronadopaint.com 386-428-6461</p> <p>-SUMMIT TILE CO. 330-223-1511</p>		<p>-CARRIER CORPORATION (AIR CONDITIONING) 6304 CARRIER PARKWAY SYRACUSE, NY. 13221 DEBORAH ROY-JONES 315-432-7941 800-690-1086</p> <p>-ICI PAINTS - HOE (PAINT, COATINGS) 15885 WEST SPRAGUE RD. STRONGSVILLE, OH. 44136 RICK GARLIN 317-846-6920</p> <p>-INTERSTATE PAINTING LLC. (PAINT, COATINGS) 1759 BLACK OAK ROAD WILLIAMSTOWN, NJ 08094 DAPHNE LAVINE: 656-625-4476 www.interstatepaintingonline.com</p> <p>-OWENS CORNING (STONE EXTERIOR FINISH) 1 OWENS CORNING PARKWAY TOLEDO, OH. 43684 PATRICK LEACH 407-408-5477 PATRICK.LEACH@OWENSCORNING.COM</p> <p>-LATI-CRETE (GROUT) ONE LATI-CRETE PARK NORTH BETHANY, ST. 06524-3423 DAVID MYERS 800-243-4788 203-376-8113 dameyers@lati-crete.com www.lati-crete.com</p>		<p>-LOREN COOK COMPANY (EXHAUST FANS) 2015 E. DALE SPRINGFIELD, MISSOURI 65803-4637 417-869-6474</p> <p>-NORITZ AMERICA CORPORATION (HOT WATER HEATERS) 25172 ARCTIC OCEAN DR. SUITE 102 LAKE FOREST, CA. 92630 www.noritz.com</p> <p>-AMEREX CORPORATION (FIRE PROTECTION SYSTEMS) 7595 GADSDEN HIGHWAY TRUSSVILLE, ALABAMA 35173-0081 205-655-3271 www.amerex-fire.com</p> <p>-HD SUPPLY (TOILETS, URINALS, FAUCETS) 1402 NORTH TECH BLVD. FORT SMITH, AR. 72308 MANSUR JAISINGHANI 856-802-1677</p> <p>-LETRON INC. (PARAPET LIGHT BANDS) 7458 E. 48th PL. TULSA, OK. 74145 LARRY WARD OR JOHN FITZWILSON: 800-634-4869 OR 918-622-4978</p> <p>-FRANKE (KITCHEN EQUIPMENT, SMALLWARES) 800 AVIATION PARKWAY SMYRNA, TN. 37167 PETER DIAZ: 561-488-9422</p> <p>-QUALSERV (KITCHEN EQUIPMENT, SMALLWARES) 7408 SOUTH 28th STREET FORT SMITH, AR. 72308 DAVID KENSINGER: 803-776-2658 800-366-3774</p>					
<p><b>DIVISION 7 - THERMAL MOISTURE PROTECTION</b></p> <p>-NORITZ AMERICA CORPORATION (HOT WATER HEATERS) 25172 ARCTIC OCEAN DR. SUITE 102 LAKE FOREST, CA. 92630 www.noritz.com</p> <p>-AMEREX CORPORATION (FIRE PROTECTION SYSTEMS) 7595 GADSDEN HIGHWAY TRUSSVILLE, ALABAMA 35173-0081 205-655-3271 www.amerex-fire.com</p> <p>-HD SUPPLY (TOILETS, URINALS, FAUCETS) 1402 NORTH TECH BLVD. FORT SMITH, AR. 72308 MANSUR JAISINGHANI 856-802-1677</p> <p>-LETRON INC. (PARAPET LIGHT BANDS) 7458 E. 48th PL. TULSA, OK. 74145 LARRY WARD OR JOHN FITZWILSON: 800-634-4869 OR 918-622-4978</p> <p>-FRANKE (KITCHEN EQUIPMENT, SMALLWARES) 800 AVIATION PARKWAY SMYRNA, TN. 37167 PETER DIAZ: 561-488-9422</p> <p>-QUALSERV (KITCHEN EQUIPMENT, SMALLWARES) 7408 SOUTH 28th STREET FORT SMITH, AR. 72308 DAVID KENSINGER: 803-776-2658 800-366-3774</p>		<p><b>DIVISION 8 - DOORS AND WINDOWS</b></p> <p>-U.S. ALUMINUM (STOREFRONT) 200 SINGLETON DRIVE WAXAHACHIE, TX. 75165-5094 800-627-6400</p> <p>-KAMNEER CO., INC. (STOREFRONT) P.O. BOX 516 JONESBORO, GA. 30237 770-478-8841</p> <p>-TUBELITE (STOREFRONT) P.O. BOX 118 8208 MACKINAW TRAIL REED CITY, MI. 49677 972-551-8100</p> <p>-VISTAWALL (STOREFRONT) P.O. BOX 629 803 AIRPORT RD. TERRELL, TX. 75160 800-869-4557</p> <p>-QUIKSERV (DRIVE-THRU WINDOWS) 11441 BRITMORE PARK DRIVE HOUSTON, TX. 77041 800-358-8307 713-849-5882</p> <p>-FULKERSON, LLC. (TOUCH FREE DOOR HANDLE) 4238 RHONA LANE CUMMING, GA. 30040 MATT FULDERSON: 404-693-5661 mfulderson@fuldersonllc.com www.santigrasp.com</p> <p>-READY ACCESS (DRIVE THRU WINDOWS &amp; AIR CURTAINS) 1815 ARTHUR DRIVE WEST CHICAGO, IL. 60185 KIM MCKIBSEN 630-876-7767 800-621-5045 kim@ready-access.com</p>		<p>-MARLITE (DOOR, ALUMINUM FRAMES) 282 HARGER STREET DORVER, OH. 44622 800-377-1221 330-364-7561</p> <p>-UNIVERSAL MANUFACTURING CO. (HOLLOW METAL FRAMES &amp; DOORS, WOOD DOORS-HARDWARE (HINGES, LOCKS, ETC.)) 5366 CRESTVIEW RD. MEMPHIS, TN. 38134 901-458-5881 EXT. 105 800-821-1414 EXT. 105</p> <p>-ROYAL GLASS (LOGO MID-PANELS) 403 EAST THIRD STREET FENNVILLE, NC. 49408-0308 269-581-8715</p> <p>-MANUAL PAZ (LOGO MID-PANELS) CALIFORNIA 562-863-4481</p> <p>-3M COMMERCIAL CORE DIVISION (WINDOW FILM) 3M CENTER BUILDING 223-2N-29 JIM WOODWARD: 651-737-8792 MICHELE PISHKO: 651-736-1629</p> <p>-YKK AP AMERICA, INC. (STOREFRONT) 7890 THE BLUFFS, SUITE 100 AUSTEL, GA. 30168 WES THORPE: 678-396-6728 wes.thorpe@ykk-uk.com www.ykkap.com</p>		<p><b>DIVISION 9 - FINISHES</b></p> <p>-INTERCERAMIC TILE COMPANY (FLOOR AND WALL TILE) 2333 SOUTH JUPITER ROAD GARLAND, TX. 75041 JEFF WELLS - NATIONAL ACCOUNTS 817-351-2178 jwells@interceramic.com www.interceramic.com</p> <p>-DAL-TILE (FLOOR TILE) 1707 OLD OKEECHOBEE ROAD WEST PALM BEACH, FL. 33489 VIVIAN TROUT 561-848-3675</p> <p>-SHERWIN WILLIAMS/DURON (PAINTS, COATINGS) 5790 HOFFNER AVENUE, SUITE 501 ORLANDO, FL. 32822 407-658-6280 (NATIONAL ACCTS. - LONN ROSELL)</p> <p>-GRANITE-FIANDRE (FLOOR TILE) 1159 BRYN MAWR ITASCA, IL. 60143 JAY DETER: 714-390-9551 jdet@eurowest.com</p> <p>-QUARRY TILE CO. (CERAMIC TILE) 589-536-2812 770-895-0456 OR 404-538-1261 clate@nichia.com</p> <p>-ILLINOIS STATE PAINTERS (PAINT, COATINGS, NAT'L ACCT APPLICATOR) 630-904-4888</p> <p>-MARLITE (INTERIORS WALLS, DOORS &amp; RESTROOMS COMPARTMENTS) 282 HARGER STREET DORVER, OH. 44622 800-377-1221 330-364-7561</p> <p>-CORONADO PAINT www.coronadopaint.com 386-428-6461</p> <p>-SUMMIT TILE CO. 330-223-1511</p>		<p><b>DIVISION 10 - SPECIALTIES</b></p> <p>-BORRICK PRODUCTS (RESTROOM ACCESSORIES, TOILET PARTITIONS AND HARDWARE) FWP DISTRIBUTORS ROB KEISER 800-257-7737 EXT. 311 *GREEN PRODUCT</p> <p>-AMERICAN STANDARD (RESTROOM ACCESSORIES) 1 CENTENNIAL AVENUE PISCATAWAY, NJ. 08854 800-294-2807 EXT. 3104 betsy.swan@americanstandard.com</p> <p>-ZURN INDUSTRIES (PLUMBING FIXTURES) 1801 PITTSBURG AVENUE ERIE, PA. 16502 PAT MCGUILLANE: 877-575-4483</p> <p>-UNI-STRUCTURES, INC. (CANOPIES &amp; AWNINGS) 8540 COBB CENTER DR. KENNESAW, GA. 30152 KRISTIN WATTS: 800-386-9864 EXT. 280 k.watts@uni-structures.com</p> <p>-SAN JAMAR (RESTROOM ACCESSORIES &amp; SUPPLIES) 555 KOOPMAN LANE ELKHORN, WI. 800-248-9826 EXT. 113 262-723-6133 EXT. 113 www.sanjamar.com</p> <p>-UNIVERSAL MANUFACTURING (RESTROOM ACCESSORIES) 5366 CRESTVIEW DR. MEMPHIS, TN. 38134 901-458-5881 EXT. 105 800-821-1414 EXT. 105</p> <p>-WORLD DRYER, CO. (HAND DRYERS) 5700 MODERNWOT DR. BERKELEY, IL. 60163 RICK STEFFEN: 708-449-6950</p>		<p><b>DIVISION 15 - MECHANICAL</b></p> <p>-RHEEM/BLUD (WATER HEATERS) 101 BELL ROAD MONTGOMERY, AL. 36117 334-268-1512</p> <p>-A.O. SMITH (WATER HEATERS) 600 E. JOHN CARPENTER FREEWAY SUITE 208 IRVING, TX. 75062 800-447-1953 972-719-5900</p> <p>-PALOMA (WATER HEATERS - CONDON CO.) 2916 S. FOX ENGLEWOOD, CO. 80110 800-873-3507</p> <p>-PALOMA (WATER HEATERS - CONDON CO.) 1103 N. 36th STREET SEATTLE, WA. 98103 800-824-7337</p> <p>-CARRIER CORPORATION (AIR CONDITIONING) 6304 CARRIER PARKWAY SYRACUSE, NY. 13221 DEBORAH ROY-JONES 315-432-7941 800-690-1086</p> <p>-TRANE (AIR CONDITIONING UNITS, RTU's/SPLIT SYSTEMS CONTROLS) 2894 CORPORATE WAY MIRAMAR, FL. 33025 GORMAN RASMUSSEN 800-489-2290</p> <p>-RUETZ (AIR CONDITIONING) 2652-2652-3271 www.amerex-fire.com</p> <p>-AMERICAN STANDARD (TOILET, URINAL, FAUCETS) 1 CENTENNIAL AVE. PISCATAWAY, NJ. 08855 RAY MYRABO 800-266-3400 EXT. 209 www.HDsupply.com</p> <p>-LOREN COOK COMPANY (EXHAUST FANS) 2015 E. DALE SPRINGFIELD, MISSOURI 65803-4637 417-869-6474</p> <p>-NORITZ AMERICA CORPORATION (HOT WATER HEATERS) 25172 ARCTIC OCEAN DR. SUITE 102 LAKE FOREST, CA. 92630 www.noritz.com</p> <p>-AMEREX CORPORATION (FIRE PROTECTION SYSTEMS) 7595 GADSDEN HIGHWAY TRUSSVILLE, ALABAMA 35173-0081 205-655-3271 www.amerex-fire.com</p> <p>-HD SUPPLY (TOILETS, URINALS, FAUCETS) 1402 NORTH TECH BLVD. FORT SMITH, AR. 72308 MANSUR JAISINGHANI 856-802-1677</p> <p>-LETRON INC. (PARAPET LIGHT BANDS) 7458 E. 48th PL. TULSA, OK. 74145 LARRY WARD OR JOHN FITZWILSON: 800-634-4869 OR 918-622-4978</p> <p>-FRANKE (KITCHEN EQUIPMENT, SMALLWARES) 800 AVIATION PARKWAY SMYRNA, TN. 37167 PETER DIAZ: 561-488-9422</p> <p>-QUALSERV (KITCHEN EQUIPMENT, SMALLWARES) 7408 SOUTH 28th STREET FORT SMITH, AR. 72308 DAVID KENSINGER: 803-776-2658 800-366-3774</p>		<p><b>SIGN, EQUIPMENT, PLAYGROUND AND DECOR</b></p> <p>-L.S.I. (MENU BOARDS) 3871 TURKEYFOOT ROAD ERLANGER, KY. 41018 RICK JORDAN: 800-546-1513 EXT. 3887 513-793-3200</p> <p>-FEDERAL HEALTH SIGN CO. (SIGNS) 3085 TAMPA ROAD OLDSMAR, FL. 34677 FIONA PAUL: 813-855-4415 800-284-3284 EXT. 19</p> <p>-CUMMINGS SIGNS, INC. (SIGNS) 15 CENTURY BLVD. SUITE 200 NASHVILLE, TN. 37214 ANN BAKER: 800-489-7446 EXT. 358</p> <p>-ENTERA SIGNS (AWNINGS, CANOPIES &amp; SIGNS) 1200 ENTERA DRIVE PANAMA CITY, FL. 32401 JOHN COLLINS: 904-922-0823</p> <p>-SIGNRESOURCE (EXTERIOR ILLUMINATED SIGNAGE) 6135 DISTRICT BLVD. MAYWOOD, CA. 90270 MICHAEL EHRENBERGER 323-216-0884</p> <p>-ALLEN INDUSTRIES, INC. (SIGNAGE) 4100 SHERATON COURT GREENSBORO, NC. 27410 BETTY SWAN: 888-294-2007 EXT. 3104</p> <p>-NORTHWEST SIGN INDUSTRIES (SIGNS) 360 ORBER AVE. MCCLESTOWN, NJ. 08057 MANSUR JAISINGHANI 856-802-1677</p> <p>-LETRON INC. (PARAPET LIGHT BANDS) 7458 E. 48th PL. TULSA, OK. 74145 LARRY WARD OR JOHN FITZWILSON: 800-634-4869 OR 918-622-4978</p> <p>-FRANKE (KITCHEN EQUIPMENT, SMALLWARES) 800 AVIATION PARKWAY SMYRNA, TN. 37167 PETER DIAZ: 561-488-9422</p> <p>-QUALSERV (KITCHEN EQUIPMENT, SMALLWARES) 7408 SOUTH 28th STREET FORT SMITH, AR. 72308 DAVID KENSINGER: 803-776-2658 800-366-3774</p>	
<p><b>DIVISION 16 - ELECTRICAL</b></p> <p>-LSI INDUSTRIES INC. (INTERIOR AND EXTERIOR LIGHTING SURVEYS AND PHOTOMETRICS) 1085 JOHNSON DRIVE CINCINNATI, OH. 45242 RON LARIMORE: 800-436-7800 EXT. 3375 513-793-3200</p> <p>-ALLEN INDUSTRIES, INC. (AWNINGS) 4100 SHERATON COURT GREENSBORO, NC. 27410 BETSY SWAN 800-294-2807 EXT. 3104 betsy.swan@allenindustries.com</p> <p>-ZURN INDUSTRIES (PLUMBING FIXTURES) 1801 PITTSBURG AVENUE ERIE, PA. 16502 PAT MCGUILLANE: 877-575-4483</p> <p>-UNI-STRUCTURES, INC. (CANOPIES &amp; AWNINGS) 8540 COBB CENTER DR. KENNESAW, GA. 30152 KRISTIN WATTS: 800-386-9864 EXT. 280 k.watts@uni-structures.com</p> <p>-SAN JAMAR (RESTROOM ACCESSORIES &amp; SUPPLIES) 555 KOOPMAN LANE ELKHORN, WI. 800-248-9826 EXT. 113 262-723-6133 EXT. 113 www.sanjamar.com</p> <p>-UNIVERSAL MANUFACTURING (RESTROOM ACCESSORIES) 5366 CRESTVIEW DR. MEMPHIS, TN. 38134 901-458-5881 EXT. 105 800-821-1414 EXT. 105</p> <p>-WORLD DRYER, CO. (HAND DRYERS) 5700 MODERNWOT DR. BERKELEY, IL. 60163 RICK STEFFEN: 708-449-6950</p>		<p><b>DIVISION 16 - ELECTRICAL</b></p> <p>-SECURITY LIGHTING (EXTERIOR SITE AND BUILDING LIGHTING, SURVEYS AND PHOTOMETRICS) WATS JOHNSON DRIVE BUFFALO GROVE, IL. 60089 STEVE FRIEDMAN 847-279-0627 800-544-4848</p> <p>-HERMITAGE LIGHTING NAT. ACCOUNTS (INTERIOR AND EXTERIOR LIGHTING, SURVEYS AND PHOTOMETRICS) 3840 TROUSDALE DRIVE NASHVILLE, TN. 37204 MYATT CULVER, JOE LUTTMAN 615-843-3379 800-284-3384</p> <p>-HM ELECTRONICS (DRIVE-THRU SOUND SYSTEM) 14110 STONE DRIVE POWAY, CA. 92064 LISA JOKINEN: 800-848-4468</p> <p>-SENSOMATIC/ADT SECURITY SERVICES (BURGLAR ALARMS, CCTV, ACCESS CONTROL, AND FIRE ALARMS) ONE TOWN CENTER ROAD BOCA RATON, FL. 33486 KERIANN WORLEY 954-590-3083</p> <p>-SUNCOAST ENVIRONMENTAL CONTROLS, INC. (ELECTRICAL SWITCH GEAR) 8655 15th AVENUE NORTH LARGO, FL. 34643 877-544-6679</p> <p>-TRANE CO. (ENERGY MANAGEMENT PANEL) 2894 CORPORATE WAY MIRAMAR, FL. 33025 GORMAN RASMUSSEN 854-489-2290</p>		<p>-H &amp; K INTERNATIONAL (KITCHEN EQUIPMENT, SMALLWARES) 1343 SOUTH HENDERSON AVE DALLAS, TX. 75223 HEATHER VALVERDE: 214-818-3521 800-788-2445</p> <p>-INTERNATIONAL COLD STORAGE (ICS) (WALK-IN COOLERS / FREEZERS, DRY STORAGE COMPARTMENTS) 215 EAST 13th STREET ANDOVER, KS. 67802 DAVE KONECNY: 800-835-0001 316-218-4135</p> <p>-HM ELECTRONICS, INC. (HME) (DRIVE-THRU WIRELESS INTERCOMS, DRIVE-THRU SPEED OF SERVICE TIMERS, DIGITAL SURVEILLANCE SYSTEMS.) 14110 STONE DRIVE POWAY, CA. 92064 LISA JOKINEN: 800-848-4468</p> <p>-3M COMMERCIAL CARE DIVISION - FOOD SERVICE BUSINESS (DRIVE-THRU COMMUNICATION PRODUCTS, MAINTENANCE PRODUCTS, MATTING AND TRACTION PRODUCTS, MONITOR STRIPS, TAPES AND DISPENSERS, LAMINATING SYSTEMS) 3M CENTER BLDG. 223-2N-29 ST. PAUL, MN. 55144-1000 651-737-8792 LILLIA TASHUK GENERAL PRODUCTS 800-698-4596</p> <p>-TEXAS DIGITAL SYSTEMS, INC. (ORDER/PRICE CONFIRMATION DISPLAYS) 400 TECHNOLOGY PARKWAY COLLEGE STATION, TX. 77845 DAVID MACDONALD: 979-893-9378 800-468-3831</p>		<p>-K&amp;Z PLAY INC. (KIDSPACE) (PLAYGROUND MANUFACTURER) 55 SANFORD FLEMING DR. COLLINGWOOD, ONTARIO CANADA L4Y 8Z2 ROB BUTLER: 800-668-0206 EXT. 223</p> <p>-PLAY SYSTEMS (DIV. OF SUPERIOR INT. INDUSTRIES, INC.) (PLAYGROUND MANUFACTURER) 1050 COLUMBIA DR. CARROLLTON, GA. 30717 DAVID HYAMS: 800-327-8774</p> <p>-SPI INDUSTRIES (PLAYGROUND MANUFACTURER) BOX 100, R.R. #2, JOINT ST. SHALLOW LAKE ON, NOH 2K0 CANADA ROB WALKERS 519-935-3543 EXT. 243 dcoad@spiplay.com</p> <p>-SOFT PLAY, LLC. (PLAYGROUND MANUFACTURER) (SAFETY SURFACING) (NON-CONTAINED PLAY EQUIPMENT) 13620 EAST REESE BLVD. SUITE 300 HUNTERSVILLE, NC. 28076 KEN SCHAEFER: 800-782-7529 704-948-3448 kens@softplay.com</p> <p>-SOFT PLAY EUROPE USA - 705-875-8550 INTERNATIONAL EXCEPT EUROPE 704-875-8550 EUROPE 0113243846060</p>							
<p><b>MISCELLANEOUS</b></p> <p>-HAINES, JONES, AND CADBURY (PACKAGE PRICING ON MULTIPLE ITEMS - PLUMBING, TILE, RESTROOM ACCESSORIES, ETC) 310 SW 24TH STREET BENTONVILLE, AR 72712 KATHERINE HARRIS 800-459-7099</p>		<p><b>MISCELLANEOUS</b></p> <p>-HAINES, JONES, AND CADBURY (PACKAGE PRICING ON MULTIPLE ITEMS - PLUMBING, TILE, RESTROOM ACCESSORIES, ETC) 310 SW 24TH STREET BENTONVILLE, AR 72712 KATHERINE HARRIS 800-459-7099</p>											

03.22.16 CONSTRUCTION SET  
02.29.16 REVISED SITE PERMIT  
11.05.15 ISSUE FOR PERMIT  
11.05.15 ISSUE FOR BID

NO DATE REMARKS

REVISIONS

**RESTAURANT FOR:**  
**TOM'S King**  
335 COMMERCE DRIVE  
CRYSTAL LAKE, IL 60014  
815-444-2008  
**BURGER KING CORPORATION**

**BURGER KING REMODEL**  
BK STORE #9511  
1761 E. STATE STREET  
SALEM, OH

PROJECT NO: 2015.0269  
DATE: 03.22.16

**A9.0**  
MANUFACTURERS AND SUPPLIES

CHECKED: JN DRAWN: HP