



# BURGER KING

## RENOVATIONS TO BK #9998

### 5725 HEISLEY ROAD

### MENTOR, OH 45459

RENOVATIONS BASED ON THE 20/20 GARDEN GRILL DESIGN

#### SHEET INDEX

| SHT. NO.               | DESCRIPTION  | SHT. NO. | DESCRIPTION    |
|------------------------|--|----------|----------------|
| CS                     | INDEX, CODE ANALYSIS, LOCATION MAP, LEGEND               |          | INTERIOR DECOR |
| C1.0                   | SITE PLAN, OPT. PAD CONFIGURATION, PRE-FAB DETECTOR LOOP |          |                |
| C2.0                   | HANDICAP SIGN AND PAINTED SYMBOL, ADA RAMP AND STALLS    |          |                |
| ARCHITECTURAL DRAWINGS |  |          |                |
| A1.0                   | FLOOR PLAN   |          |                |
| A1.1                   | REFLECTED CEILING PLAN                                   |          |                |
| A1.2                   | ROOF PLAN AND ADA SITE DETAILS                           |          |                |
| A2.0                   | EXTERIOR ELEVATIONS                                      |          |                |
| A2.1                   | EXTERIOR ELEVATIONS                                      |          |                |
| A3.0                   | ENLARGED RESTROOM PLAN AND ELEVATIONS                    |          |                |
| A4.0                   | WALL SECTIONS  |          |                |
| A4.1                   | WALL SECTIONS  |          |                |
| A4.2                   | NOT USED   |          |                |
| A5.0                   | NOT USED   |          |                |
| A6.0                   | NOT USED   |          |                |
| A7.0                   | DOOR AND WINDOW SCHEDULE AND DETAILS                     |          |                |
| A8.0                   | FINISH SCHEDULES - EXTERIOR                              |          |                |
| A9.0                   | MANUFACTURERS AND SUPPLIERS                              |          |                |

#### INTERPLAN

ARCHITECTURE  
ENGINEERING  
INTERIOR DESIGN  
PROJECT MANAGEMENT

604 COURTLAND STREET  
SUITE 100  
ORLANDO, FLORIDA 32804  
PH 407.646.6008  
FX 407.629.9124

SEAL:

#### VICINITY MAP



#### LOCATION MAP



#### GENERAL SITE ACCESSIBLE NOTES

- SURFACE SLOPES OF PARKING SPACES FOR THE PHYSICALLY DISABLED SHALL NOT EXCEED 1/4-INCH PER FOOT IN ANY DIRECTION.
- PEDESTRIAN WAYS THAT ARE ACCESSIBLE TO THE PHYSICALLY DISABLED SHALL BE PROVIDED FROM EACH DISABLED PARKING SPACE TO RELATED FACILITIES, INCLUDING CURB CUTS OR RAMPS AS REQUIRED.
- THE SURFACE OF EACH PARKING SPACE SHALL HAVE A SURFACE IDENTIFICATION DUPLICATING THE SYMBOL OF ACCESSIBILITY CONSISTING OF A WHITE FIGURE ON A BLUE BACKGROUND, AT LEAST 3 FEET SQUARE.
- WALKS AND SIDEWALKS SHALL HAVE CONTINUOUS COMMON SURFACE, NOT INTERRUPTED BY STEPS OR BY ABRUPT CHANGES IN LEVEL EXCEEDING 1/2-INCH AND SHALL BE A MINIMUM OF 48-INCHES IN WIDTH.
- WHEN THE SLOPE IN THE DIRECTION OF TRAVEL OF ANY WALK EXCEEDS 1 VERTICAL TO 20 HORIZONTAL (5% GRADIENT) IT SHALL COMPLY WITH THE PROVISIONS FOR PEDESTRIAN RAMPS.
- SURFACE CROSS SLOPES SHALL NOT EXCEED 1/4-INCH PER FOOT (2.08%).
- ABRUPT CHANGES IN LEVEL ALONG ANY ACCESSIBLE ROUTE SHALL NOT EXCEED 1/2-INCH. WHEN CHANGES IN LEVELS DO OCCUR, THEY SHALL NOT BE BEVELED WITH A SLOPE NO GREATER THAN 1:2 EXCEPT THAT LEVEL CHANGES NOT EXCEEDING 1/4-INCH MAY BE VERTICAL.
- WHEN CHANGES IN LEVELS GREATER THAN 1/2-INCH ARE NECESSARY, THEY SHALL COMPLY WITH THE REQUIREMENTS FOR CURB RAMPS & PEDESTRIAN RAMPS.
- THE SURFACE OF EACH CURB RAMP AND ITS FLARED SIDES SHALL BE SLIP-RESISTANT AND SHALL BE OF CONTRASTING FINISH FROM THAT OF THE ADJACENT SIDEWALK.
- CURB RAMPS SHALL BE CONSTRUCTED AT EACH CORNER OF STREET INTERSECTIONS AND WHERE A PEDESTRIAN WAY CROSSES A CURB.
- CURB RAMPS SHALL BE A MINIMUM OF 4 FEET IN WIDTH AND SHALL LIE GENERALLY IN A SINGLE SLOPED PLANE, WITH A MINIMUM OF SURFACE WARPING AND CROSS SLOPE.
- THE SLOPE OF CURB RAMPS SHALL NOT EXCEED 1 VERTICAL TO 12 HORIZONTAL. THE SLOPE OF THE FANNED OR FLARED SIDES OF CURB RAMPS SHALL NOT EXCEED ONE VERTICAL TO 10 HORIZONTAL.
- A LEVEL LANDING 3 FEET DEEP SHALL BE PROVIDED AT THE UPPER END OF EACH CURB RAMP OVER ITS FULL WIDTH TO PERMIT SAFE EGRESS FROM THE RAMP SURFACE, OR THE SLOPE OF THE FANNED OR FLARED SIDES OF THE CURB RAMP SHALL NOT EXCEED ONE VERTICAL TO 12 HORIZONTAL.
- THE LOWER END OF EACH CURB RAMP SHALL HAVE A 1/2-INCH COUNTER SLOPE IMMEDIATELY ADJACENT TO RAMP OR ACCESSIBLE ROUTE SHALL NOT BE STEEPER THAN 1:20.
- THE SLOPE OF TYPICAL RAMPS SHALL NOT EXCEED 1 VERTICAL TO 12 HORIZONTAL. THE LENGTH OF THE LANDING AT THE BOTTOM AND THE TOP OF THE RAMP SHALL BE 5 FEET X THE WIDTH OF THE RAMP.

REFER TO THE "2010 ADA STANDARDS FOR ACCESSIBLE DESIGN" FOR ADDITIONAL REQUIREMENTS.

**NOTES TO GENERAL CONTRACTOR:**  
GENERAL CONTRACTOR TO MODIFY THE EXISTING ROUTE TO THE BUILDING TO COMPLY WITH THE ACCESSIBLE ROUTE REQUIREMENTS OF THE "2010 ADA STANDARDS FOR ACCESSIBLE DESIGN" IF REQUIRED.  
GENERAL CONTRACTOR SHALL FIELD VERIFY THE EXISTING SITE CONDITIONS DURING BIDDING. DISCUSS THE SCOPE OF WORK WITH EYM FOODS LLC CONSTRUCTION MANAGER BEFORE SUBMITTING BIDS.

#### REVISION ISSUE LOG

| REV # | ISSUE DATE | DESCRIPTION | AFFECTED SHEETS | REMARKS | BY |
|-------|------------|-------------|-----------------|---------|----|
| -     | -          | -           | -               | -       | -  |

#### OWNER & CONSULTANTS

**OWNER**  
BURGER KING CORPORATION  
TOMS KING  
335 COMMERCE DRIVE  
CRYSTAL LAKE, IL 60014  
815-444-2008

**ARCHITECT**  
INTERPLAN LLC  
604 COURTLAND STREET SUITE 100,  
ORLANDO, FLORIDA, 32804  
PHONE: 407-646-6008  
ARCHITECT OF RECORD: DAVID BOYCE  
CONTACT: JONATHAN NUSCHER  
E-MAIL: JNUSCHER@INTERPLANLLC.COM

#### CODE / PROJECT DATA

BUILDING CODE: 2012 OHIO BUILDING CODE  
PLUMBING CODE: 2012 OHIO PLUMBING CODE  
ELECTRICAL CODE: 2011 NEC  
MECHANICAL CODE: 2012 OHIO MECHANICAL CODE  
FIRE & LIFE SAFETY CODE: 2012 OHIO FIRE CODE

CONSTRUCTION CLASSIFICATION: TYPE V - UNPROTECTED

TOTAL GROSS BUILDING AREA= +/-3,784 SQ. FT.  
(ALLOWED AREA FOR TYPE V-B = 6,000 S.F.)

OCCUPANCY GROUP: B-2 (GENERAL BUSINESS)

**BUILDING AREAS:**  
BUILDING TOTAL (GROSS): +/-3,784 SQ. FT.  
DINING ROOM AREA (GROSS): 972 SQ. FT.  
KITCHEN (GROSS): 1,206 SQ. FT.  
PLAYGROUND (GROSS): 840 SQ. FT.

**OCCUPANCY LOAD:**  
ASSEMBLY (UNCONCENTRATED): 972 S.F. / 15 = 64 PEOPLE  
KITCHEN: 1,206 S.F. / 200 = 6 PEOPLE  
WAITING: 156 S.F. / 5 = 31 PEOPLE  
TOTAL: 101 PEOPLE

WIND SPEED: 90 MPH

#### CONTACTS

**GOVERNMENTAL AGENCIES**

DEPT.: CITY OF MENTOR PLANNING AND ZONING OFFICE (ECONOMIC AND COMMUNITY DEVELOPMENT)  
A: ZONING OFFICIAL: LARRY RASTATTER (PLANNER)  
B: ADDRESS: 8500 CIVIC CENTER BLVD., MENTOR, OHIO 44060  
C: PHONE: 440.974.5740  
D: EMAIL: RASTATTER@CITYOFMENTOR.COM

DEPT.: CITY OF MENTOR ENGINEERING AND BUILDING DEPARTMENT  
A: BUILDING OFFICIAL: JIM DECKER  
B: ADDRESS: 8500 CIVIC CENTER BLVD., MENTOR, OH 44060  
C: PHONE: 440.974.5768  
D: EMAIL: SCOTT@CITYOFMENTOR.COM

DEPT.: LAKE COUNTY GENERAL HEALTH DEPARTMENT; LAKE COUNTY PLUMBING SERVICE  
A: HEALTH INSPECTOR: AMANDA MILLER (PLAN REVIEWER)  
B: ADDRESS: 1 VICTORIA SQUARE, PAINEVILLE, OH, 44077  
C: PHONE: 440.350.2543  
D: EMAIL:

#### GENERAL NOTES

- ALL DIMENSIONS ARE TO FACE OF MASONRY OR FINISH FACE OF PARTITION UNLESS OTHERWISE NOTED.
- ALL ANGLES SHALL BE 45, 90, 135 DEGREES UNLESS OTHERWISE NOTED ON PLAN.
- ALL INTERIOR OPENINGS TO BE 3'-0" WIDE CLEAR UNLESS OTHERWISE DIMENSIONED ON PLAN. BULKHEAD TO ALIGN WITH TOP OF DOOR FRAMES, TYPICAL. REFER TO DOOR SCHEDULE FOR HEIGHT.
- DOOR FRAMES OCCURRING ADJACENT TO INTERSECTING PARTITIONS SHALL BE INSTALLED FOUR INCHES FROM THE PARTITION UNLESS OTHERWISE NOTED ON PLANS.
- ALL PARTITION EXTERIOR CORNERS SHALL HAVE SCREW-ATTACHED METAL CORNER BEADS UNLESS NOTED OTHERWISE.
- WALL SURFACES SHALL BE PROPERLY PREPARED TO RECEIVE NEW FINISH(ES). JOINTS SHALL NOT BE VISIBLE AFTER NEW FINISH HAS BEEN APPLIED.
- GYPSUM WALLBOARD ON PARTITION REQUIRING A RATING OF ONE-HOUR OR MORE SHALL BE TAPED AND THE SCREWS SPOTTED WHETHER OR NOT WALL TREATMENT IS SCHEDULED.
- BLOCKING/BACKING IS REQUIRED AT THE FOLLOWING LOCATIONS-  
1. WALL MOUNTED ACCESSORIES OR EQUIPMENT  
2. WALL MOUNTED DOORSTOPS  
3. WALL MOUNTED DOOR HOLD-OPEN DEVICES AND/OR CLOSERS  
4. TOILET ROOM ACCESSORIES  
5. OTHER LOCATIONS AS REQUIRED BY ARCHITECT
- ALL EQUIPMENT AND APPLIANCES ARE SUPPLIED BY BUILDING OWNER UNLESS NOTED OTHERWISE ON PLAN. GENERAL CONTRACTOR TO VERIFY ALL EQUIPMENT AND APPLIANCE DIMENSIONS BEFORE PROCEEDING WITH CONSTRUCTION.
- ALL FINISHES SHALL MEET FBC CODE, CHAPTER 8 FINISH REQUIREMENTS. REFER TO COVER SHEET FOR CODE DATA BLOCK. CONTRACTOR TO COORDINATE AND SUPPLY BK REPRESENTATIVE WITH FINISH SAMPLE IF DEVIATION FROM DRAWINGS.

#### DEMO GENERAL NOTES:

- ALL DEMOLITION IS TO BE PERFORMED IN A SWIFT, SAFE MANNER SO AS TO KEEP DISTURBANCE TO BUILDING TENANT TO A MINIMUM IT IS UNDERSTOOD THAT ALL SALVAGEABLE ITEMS REMOVED IN DEMOLITION INCLUDING BUT NOT LIMITED TO DOORS, FRAMES, HARDWARE, GLAZING, CASEWORK, HVAC EQUIPMENT, LIGHTING, RECEPTACLES, ETC. SHALL REMAIN ON SITE AS OWNER PROPERTY. COORDINATE STORAGE REQUIREMENTS WITH OWNER.
- G.C. TO CONSTRUCT OR PROVIDE PROTECTION BARRIERS AS NEEDED FOR SAFETY AND TO CONTAIN DUST DUE TO DEMOLITION. GENERAL CONTRACTOR SHALL TAKE CAREFUL MEASURES TO CONTAIN THE SPREAD OF DUST AND FUMES OUT OF THE WORK AREA THROUGH OPENINGS, DUCTWORK, ETC.
- CONTRACTOR TO PATCH AND/OR REPAIR REMAINING FLOOR, WALL AND CEILING SURFACES AS NEEDED DUE TO DEMOLITION OF REMOVAL OF CONSTRUCTION TO MATCH EXISTING.
- ITEMS "TO BE RELOCATED" SHALL BE STORED IN A PLACE DESIGNATED IN CONSTRUCTION AREA ACCORDING TO OWNER'S INSTRUCTION.
- REMOVE ALL DEMOLISHED MATERIALS FROM BUILDING AND SITE UNLESS NOTED OTHERWISE OR RETURNED TO OWNER. ALL OTHER DEMOLISHED MATERIAL SHALL BE COMPLETELY DESTROYED PRIOR TO DISPOSAL.
- GENERAL CONTRACTOR SHALL PROVIDE DEMOLITION AS INDICATED ON DRAWING INCLUDING REMOVAL AND DISPOSAL OF ALL FLOORING, WALL BASE, GYPSUM WALLBOARD, INTERIOR FRAMING, WINDOWS, ACOUSTIC CEILING TILE, PLUMBING FIXTURES, DOORS, FRAMES, HARDWARE, GLAZING, CASEWORK, ELECTRICAL EQUIPMENT, LIGHT FIXTURES, RECEPTACLES, WIRING, CABLE, CONDUIT, WITHIN LIMITS OF CONSTRUCTION AND NOT IN USE IN AREAS OF WORK FROM WITHIN WALLS AND ABOVE CEILING.
- DINING AREA WALLS SLATED TO REMAIN SHOULD HAVE ALL FINISHES REMOVED (BACK TO GYP BD.) THAT WILL INHIBIT INSTALLATION OF NEW FINISHES.
- GENERAL CONTRACTOR SHALL PROVIDE DEMOLITION AS REQUIRED WITHIN LIMITS OF CONSTRUCTION AND AS INDICATED ON DRAWINGS FOR EXTERIOR WALLS, ROOF, AND INTERIOR. DEMOLITION TO INCLUDE, BUT NOT LIMITED TO: REMOVAL AND DISPOSAL OF ALL FRAMING, ROOFING, FINISH MATERIALS, WINDOW/ DOORS & FRAMES, ELECTRICAL EQUIPMENT, LIGHT FIXTURES, RECEPTACLES, WIRING, ANTENNA CABLE, CONDUIT, HVAC EQUIPMENT, SUPPLY/ DIFFUSERS, AND DUCT WORK, NOT IN USE IN AREAS OF WORK FROM WITHIN WALLS AND ABOVE CEILING.

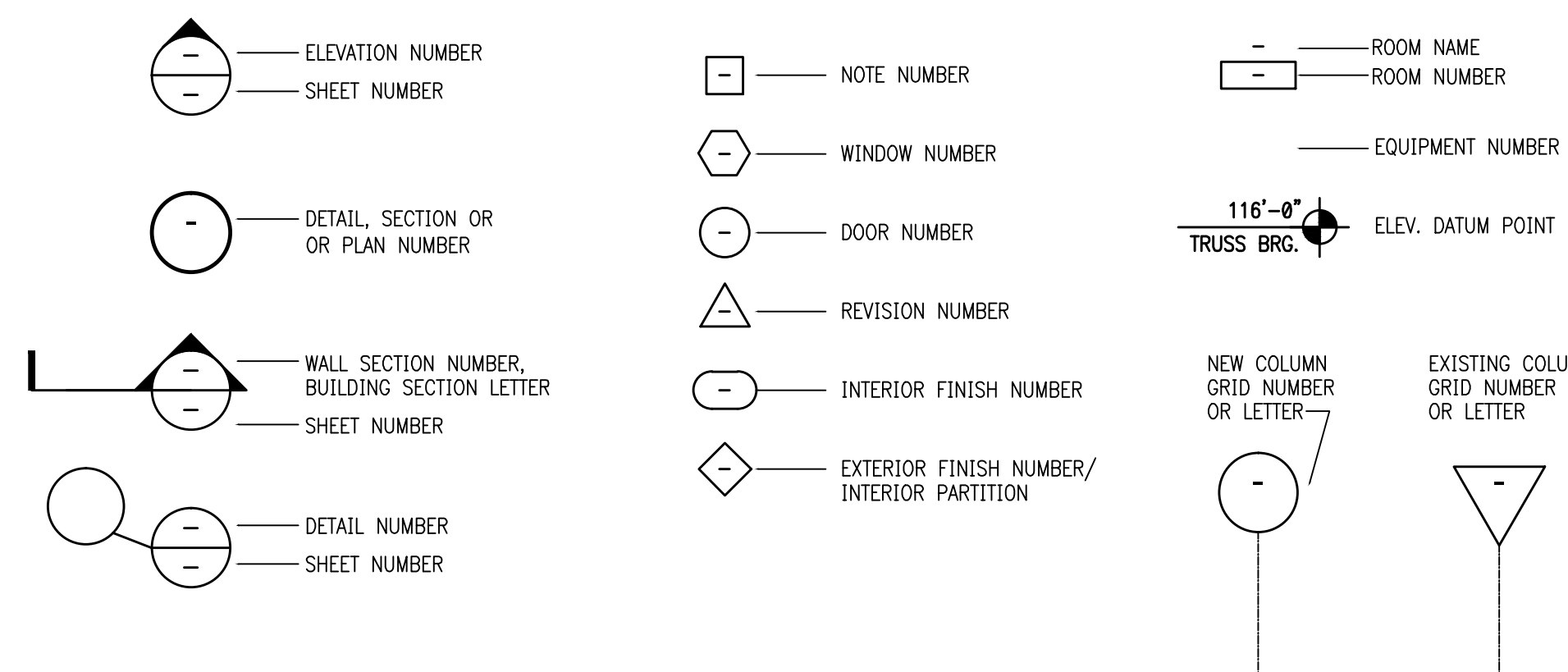
#### GENERAL NOTES

- IT IS THE CONTRACTOR'S RESPONSIBILITY TO REVIEW ALL DRAWINGS AND SPECIFICATIONS, INCLUDING BUT NOT LIMITED TO ARCHITECTURAL, CIVIL, STRUCTURAL, MECHANICAL, PLUMBING AND ELECTRICAL PRIOR TO SUBMITTING A BID. REPORT ANY DISCREPANCIES TO ARCHITECT OR ENGINEER PRIOR TO BID.
- THESE DOCUMENTS ARE BASED UPON MEASURED DRAWINGS AND OTHER INFORMATION PROVIDED BY THE OWNER AS WELL AS NON-INVASIVE SITE VISITS. THE MEASURED DRAWINGS INCLUDE ONLY THOSE ELEMENTS AND SYSTEMS EXPOSED TO VIEW AND HAVE NOT BEEN FIELD VERIFIED. THE CONSTRUCTION DOCUMENTS HAVE BEEN PRODUCED WITHOUT THE BENEFIT OF KNOWLEDGE OF THE EXACT EXISTING STRUCTURAL, PLUMBING, MECHANICAL AND ELECTRICAL SYSTEMS.
- IT IS THE CONTRACTOR'S RESPONSIBILITY TO FIELD VERIFY ALL EXISTING BUILDING ELEMENTS AND SYSTEMS, FAMILIARIZE THEMSELVES WITH EXISTING CONDITIONS AND SATISFY THEMSELVES AS TO THE NATURE AND SCOPE OF THE WORK, REVIEW THE CONTRACT DOCUMENTS AND NOTIFY THE ARCHITECT OF ANY CONFLICTS AND/OR DISCREPANCIES PRIOR TO BID. THE SUBMISSION OF A BID WILL BE EVIDENCE THAT SUCH AN EXAMINATION HAS BEEN MADE. LATER CLAIMS FOR LABOR, EQUIPMENT OR MATERIALS REQUIRE, OR FOR ANY DIFFICULTIES ENCOUNTERED WHICH COULD HAVE BEEN FORESEEN HAD AN EXAMINATION BEEN MADE, WILL NOT BE ALLOWED.
- IT IS THE RESPONSIBILITY OF THE CONTRACTOR TO NOTIFY THE ARCHITECT OF ANY DISCREPANCIES ENCOUNTERED ON THE PLANS OR IN EXISTING SITE CONDITIONS PRIOR TO SUBMISSION OF BID.
- CONTRACTOR, DURING PRE-BID SITE VISIT, SHALL TAKE NOTICE OF ANY VISUALLY APPARENT CODE VIOLATIONS AND ALLOW IN HIS/HER BID FOR CORRECTING SUCH VIOLATIONS.
- CONTRACTORS ARE CAUTIONED TO COORDINATE ITEMS IN THEIR SCOPE OF WORK WITH OTHER TRADES.
- THE CONTRACTOR SHALL NOTIFY THE ARCHITECT OF ANY CONFLICTS AND/OR DISCREPANCIES DISCOVERED DURING DEMOLITION AND CONSTRUCTION PHASES OF THE PROJECT.
- THESE NOTES APPLY TO ALL SHEETS.

01.04.15 ISSUE FOR PERMIT  
01.04.15 ISSUE FOR BID  
NO DATE REMARKS

#### REVISIONS

#### SYMBOLOLOGY / LEGEND



#### RESTAURANT FOR:

**TOMS KING**  
335 COMMERCE DRIVE  
CRYSTAL LAKE, IL 60014  
815-444-2008

**BURGER KING CORPORATION**

**BURGER KING REMODEL**  
BK10814  
5725 HEASLEY ROAD  
MENTOR, OH 44060

PROJECT NO: 2015.0348  
DATE: 01.04.15

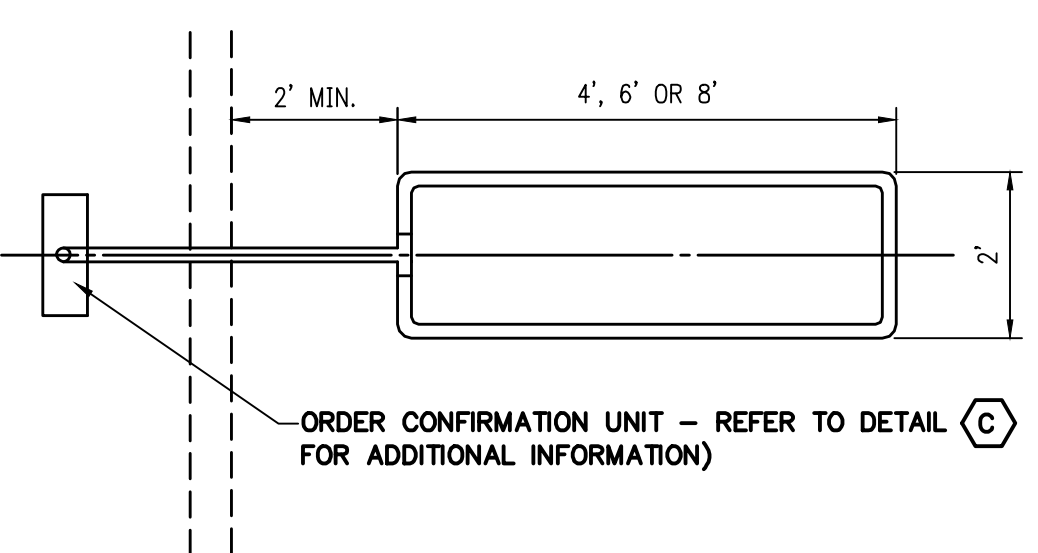
**CS**  
COVER SHEET

CHECKED: JN DRAWN: HP

SEAL:

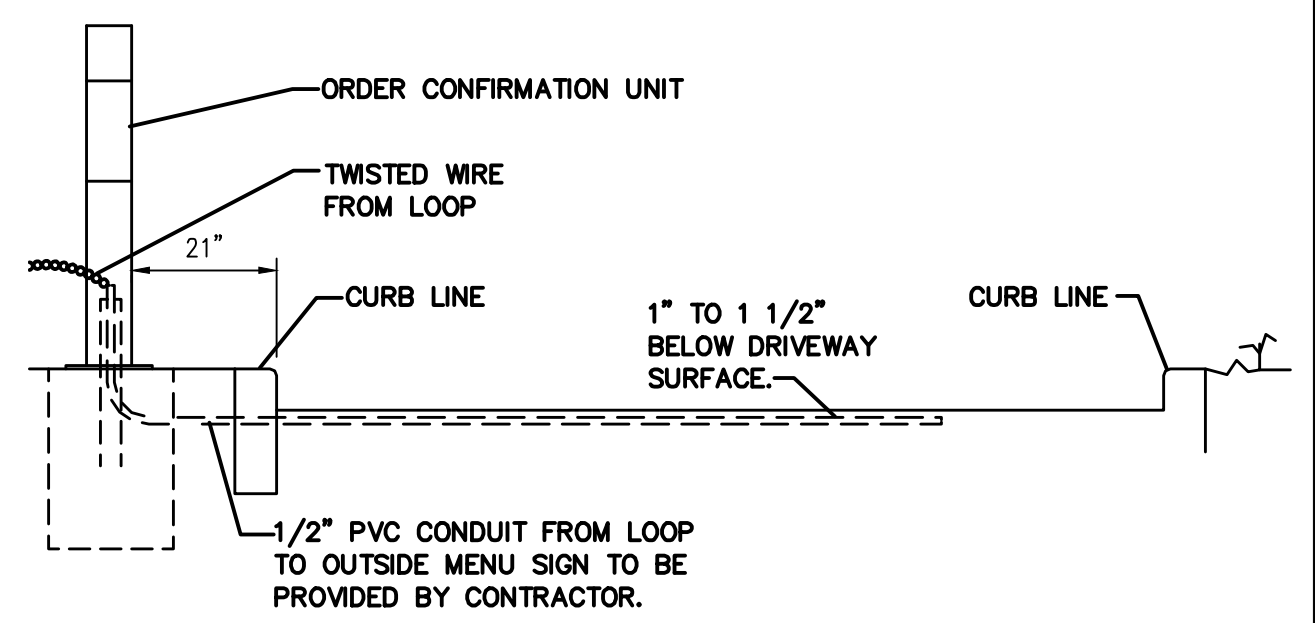
**GENERAL NOTES:**

- IF LONGER LOOP PATTERNS (OTHER THAN SPECIFIED) ARE NEEDED, CONTACT MANUFACTURER/SUPPLIER.
- SEE LOOP SIZE AND PLACEMENT FOR THE PROPER NUMBER OF TURNS.
- IF NO CONDUIT IS PROVIDED, SAW CUT LEAD- IN SHOULD CONTINUE THRU CONC. CURB TO BASE OF ORDER CONFIRMATION UNIT.
- MITER CORNERS OF SAW CUT TO PREVENT SHARP TURNS WHICH COULD CUT THE WIRE INSULATION.
- DETECTOR LOOPS ARE REQUIRED AT DRIVE THRU ORDER CONFIRMATION UNIT AND AT EACH DRIVE THRU WINDOW. REFER TO MANUFACTURER'S INSTALLATION INSTRUCTIONS.
- FOR TECHNICAL ASSISTANCE AND PARTS CONTACT:  
3M SOUND PRODUCT (800) 328-0633  
OR  
HM ELECTRONICS, INC. (800) 989-6684



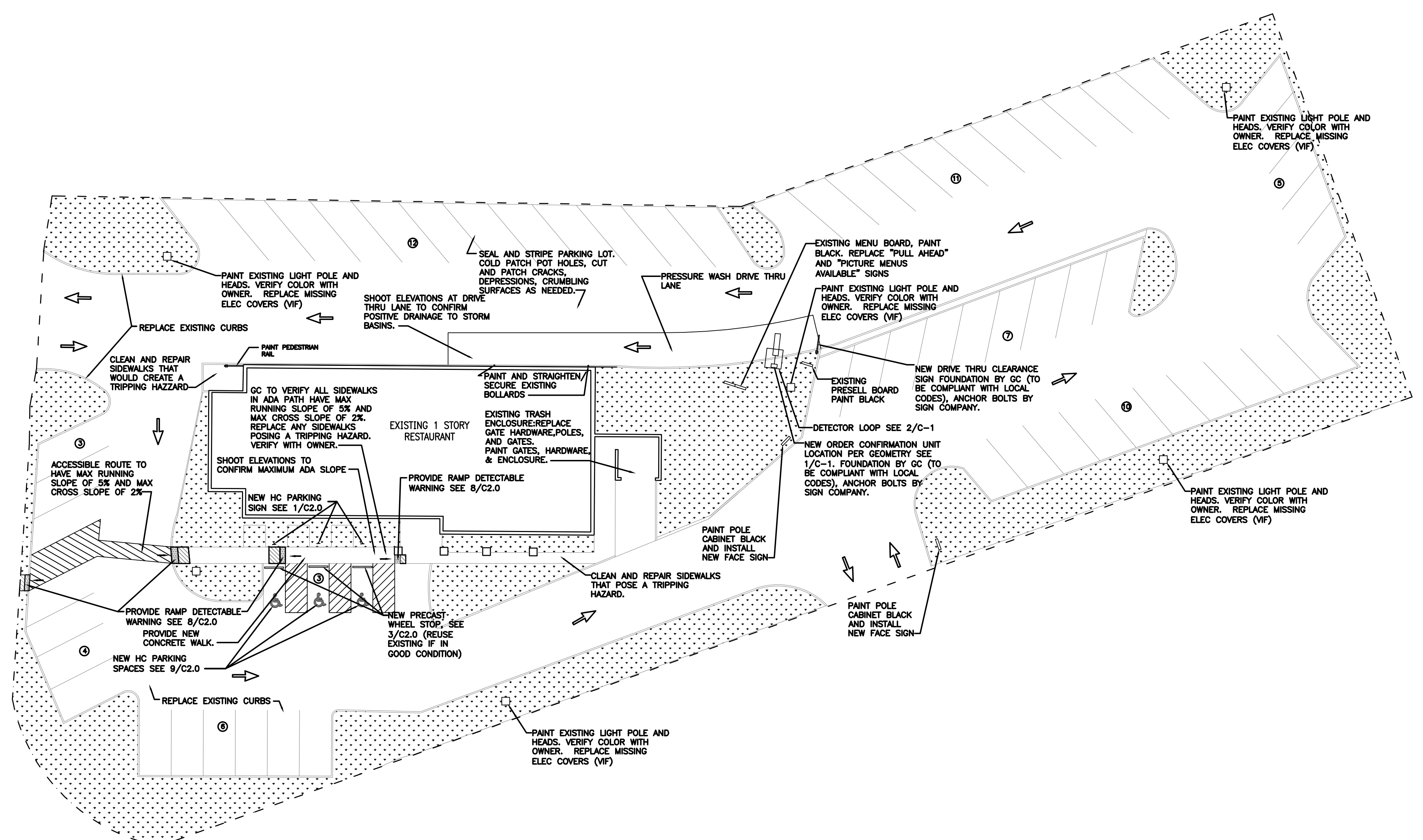
TOP VIEW  
NTS

2 PRE-FAB DETECTOR LOOP NTS



SIDE VIEW  
NTS

| LOOP SIZE   | NO. OF TURNS |
|-------------|--------------|
| 2 FT X 4 FT | 6            |
| 2 FT X 6 FT | 5            |
| 2 FT X 8 FT | 4            |



SITE PLAN 1/16" = 1'-0"

**DEMOLITION NOTES**

- PRIOR TO COMMENCEMENT OF DEMOLITION THE CONTRACTOR WILL COORDINATE HIS ACTIVITIES WITH ALL THE UTILITY COMPANIES SERVING THIS AREA. CONTRACTOR IS TO COORDINATE FULLY WITH UTILITY COMPANIES ON EXACT LOCATION OF UNDERGROUND UTILITIES PRIOR TO EXCAVATION.
- THE CONTRACTOR IS RESPONSIBLE FOR PROPER DISPOSAL OF ALL WASTE MATERIAL.
- WHERE PAVING OR STRUCTURES ARE TO BE REMOVED WHICH ABUT OR ARE A PART OF CONNECTOR FACILITIES THAT ARE OFF-SITE, RESTORATION OF ANY DAMAGE THAT MIGHT RESULT FROM DEMOLITION IS TO BE RESTORED TO A CONDITION EQUAL TO OR BETTER THAN EXISTING UNLESS SPECIFICALLY EXEMPTED BY THE PLANS. THE COST FOR SUCH RESTORATION SHALL BE INCIDENTAL TO OTHER CONSTRUCTION AND NO EXTRA COMPENSATION WILL BE ALLOWED.
- ALL NEW CONCRETE SIDEWALKS WEST OF THE SOUTH ENTRANCE TO THE BUILDING. ALL PAVERS EAST OF THE SOUTH ENTRANCE AND IN FRONT OF WEST ENTRANCE TO THE BUILDING STAY EXISTING, REPAIR ONLY.
- THE LOCATION OF ALL EXISTING UTILITIES, STORM DRAINAGE AND TREES SHOWN ON THE PLANS HAVE BEEN DETERMINED FROM AVAILABLE INFORMATION AND IS GIVEN FOR THE CONVENIENCE OF THE CONTRACTOR. THE OWNER OR ENGINEER ASSUMES NO RESPONSIBILITY FOR ACCURACY. PRIOR TO THE START OF DEMOLITION THE CONTRACTOR SHALL VISIT THE SITE AND DETERMINE THE EXISTENCE & LOCATION OF ALL STRUCTURES, UTILITIES & TREES SHOWN OR NOT ON THE PLANS, WHICH WOULD NEED TO BE REMOVED OR PRESERVED.
- THE CONTRACTOR IS TO COORDINATE THE RELOCATION OR REMOVAL OF ALL OVERHEAD/UNDERGROUND UTILITIES, UTILITY POLES, LIGHTS AND LINES IN THE RIGHT-OF-WAY AND ON THE PROPERTY WITH THE APPROPRIATE SERVICE PROVIDER.
- THE CONTRACTOR SHALL REFERENCE AND RESTORE PROPERTY CORNERS AND LAND MARKERS DISTURBED DURING CONSTRUCTION. (UNDER THE DIRECTION OF A STATE REGISTERED LAND SURVEYOR).

**SITE CONCRETE NOTES**

- PROVIDE THE FOLLOWING SIDEWALK REQUIREMENTS UNLESS OTHERWISE SHOWN OR NOTED ON THE DRAWINGS:
- SIDEWALKS SHALL BE 5" THICK WITH 6"x6" W1.4xW1.4 W.W.M. ON 4" COMPACTED GRANULAR BASE
  - CONTROL JOINTS (CJ) SHALL BE SPACED SO AS TO OBTAIN APPROXIMATELY SQUARE SECTIONS W/ A MAXIMUM SPACING OF 5'-8" O.C.
  - EXPANSION JOINTS (EJ) SHALL BE SPACED AT 40'-0" O.C. AND WHERE SIDEWALK ABUTS A STRUCTURE
- PROVIDE THE FOLLOWING CURB REQUIREMENTS UNLESS OTHERWISE SHOWN OR NOTED ON THE DRAWINGS:
- CURBS SHALL HAVE CONTROL JOINTS AT 15'-0" O.C. AND EXPANSION JOINTS AT 60'-0" O.C. AND AT TANGENT POINTS OF ALL RADII OF LESS THAN 100'-0".
  - CURB CONTROL JOINTS SHALL BE 1" DEEP SAW CUTS MADE WITHIN 48 HOURS OF PLACING CONCRETE. MAXIMUM SPACING TO BE 15'-8" O.C.
  - CURB REINFORCING STEEL SHALL NOT RUN THROUGH EXPANSION JOINTS.
  - LAP BARS 12" AT ALL SPLICES.
  - REINFORCING STEEL DOWELS SHALL BE PROVIDED AT ALL CURB CONSTRUCTION JOINTS.
  - EXPANSION JOINTS SHALL BE 1/2" WIDE PREFORMED FILLER, FULL DEPTH.
  - ALL CURB RETURN RADII ARE 5' UNLESS NOTED.

**SITE ASPHALT NOTES**

- PROVIDE THE FOLLOWING ASPHALT REQUIREMENTS UNLESS OTHERWISE SHOWN OR NOTED ON THE DRAWINGS:
- PRIOR TO OVERLAY REMOVE AND REPLACE DETERIORATED ASPHALT AND POTHOLES (CONFIRM AREAS WITH OWNER)
  - ADJUST SEWER COVERS TO PROPER HEIGHT TO BE LEVEL WITH 1 1/2" OVERLAY
  - MACHINE GRIND NECESSARY AREAS TO ACHIEVE PROPER WATER FLOW.
  - INSTALL SCRATCH LEVELING COURSE ON ENTIRE AREA TO FILL ALL DIPS AND HOLES AND FLATTEN OUT LOT.
  - PRIME AREA WITH SS-1 EMULSION.
  - INSTALL NEW 1 1/2" COMPACTED DEPTH SURFACE COURSE OF CLASS - 11 MODIFIED BITUMINOUS ON THE ENTIRE AREA TO FORM A SMOOTH TRANSITION.
  - RE STRIPE PER DRAWINGS

**BURIED UTILITIES NOTE**

BURIED UTILITIES ARE SHOWN AT THEIR APPROXIMATE LOCATION BASED UPON INFORMATION OBTAINED FROM ARCHIVES AND FIELD EVIDENCE. OTHER BURIED UTILITIES MIGHT EXIST ON THE SUBJECT SITE WHICH ARE NOT SHOWN ON THIS DRAWING. USE EXTREME CAUTION DURING EXCAVATION PROCEDURES AND CONTACT JULIE @ 1-800-892-0123 FOR EXACT LOCATION OF BURIED FACILITIES PRIOR TO EXCAVATION OPERATIONS.

01.04.15 ISSUE FOR PERMIT  
01.04.15 ISSUE FOR BID  
NO DATE REMARKS

REVISIONS

**RESTAURANT FOR:**  
TOMS King  
335 COMMERCE DRIVE  
CRYSTAL LAKE, IL 60014  
815-444-2008  
**BURGER KING CORPORATION**

**BURGER KING REMODEL**  
BK10814  
5725 HEASLEY ROAD  
MENTOR, OH 44060

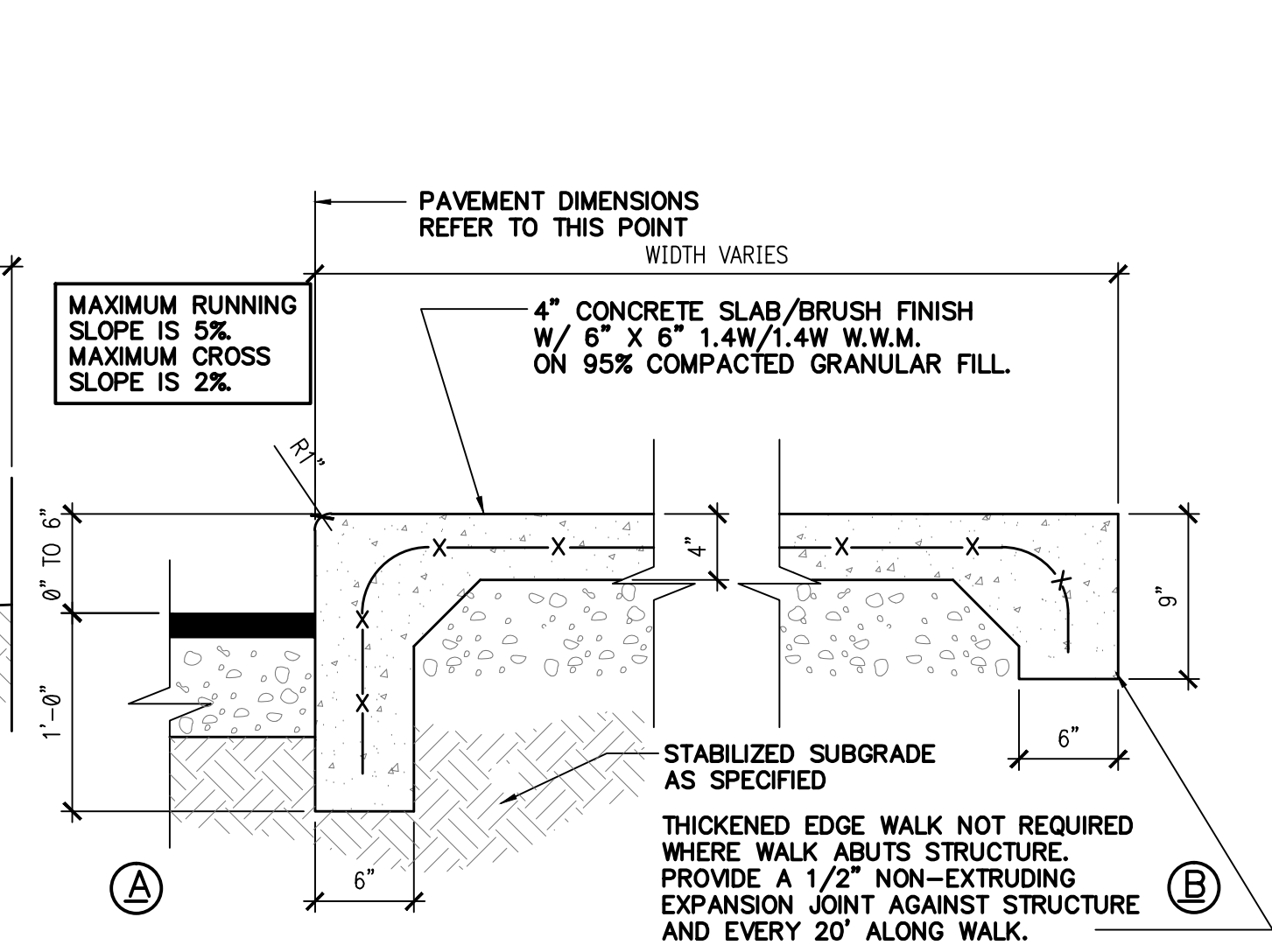
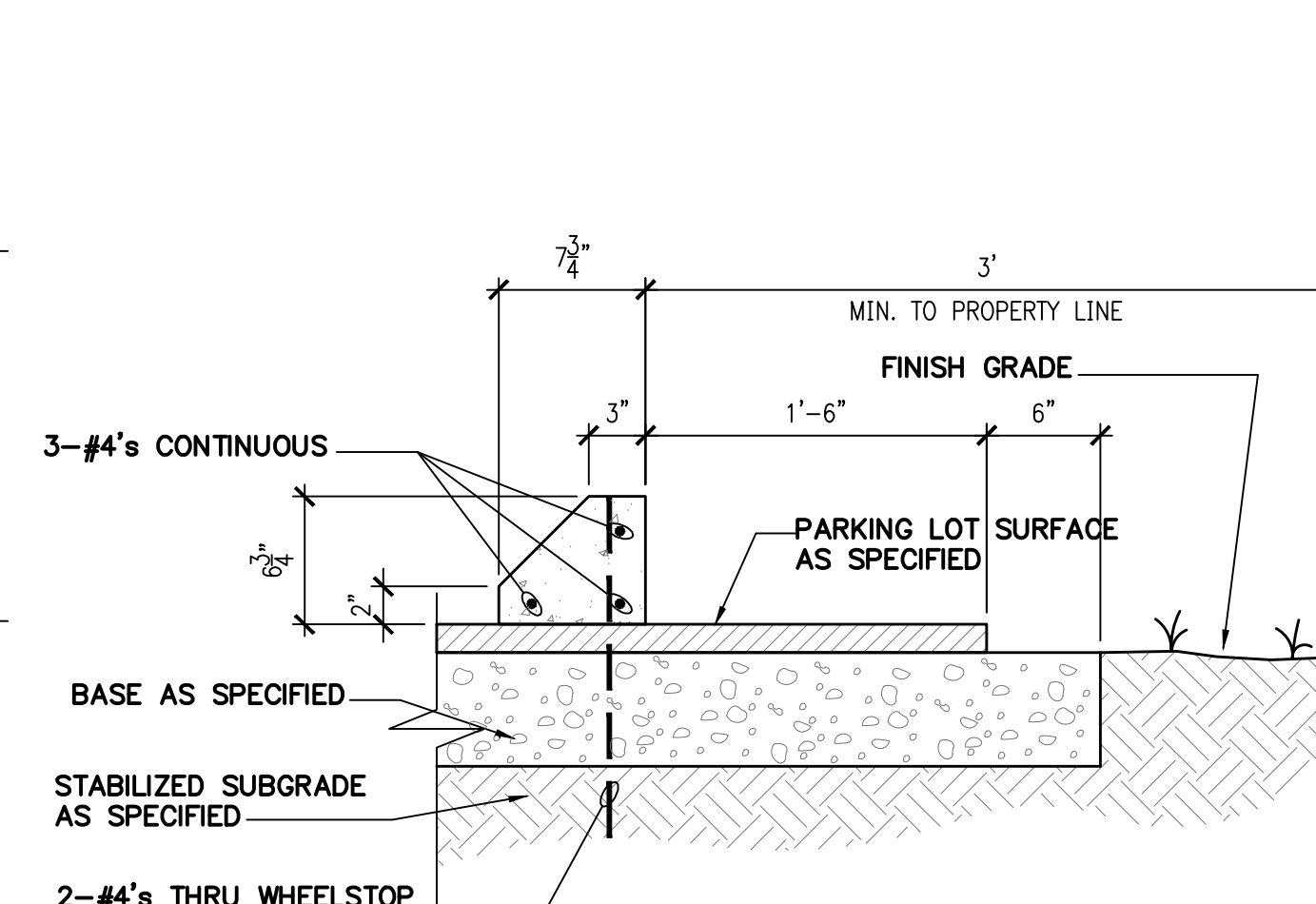
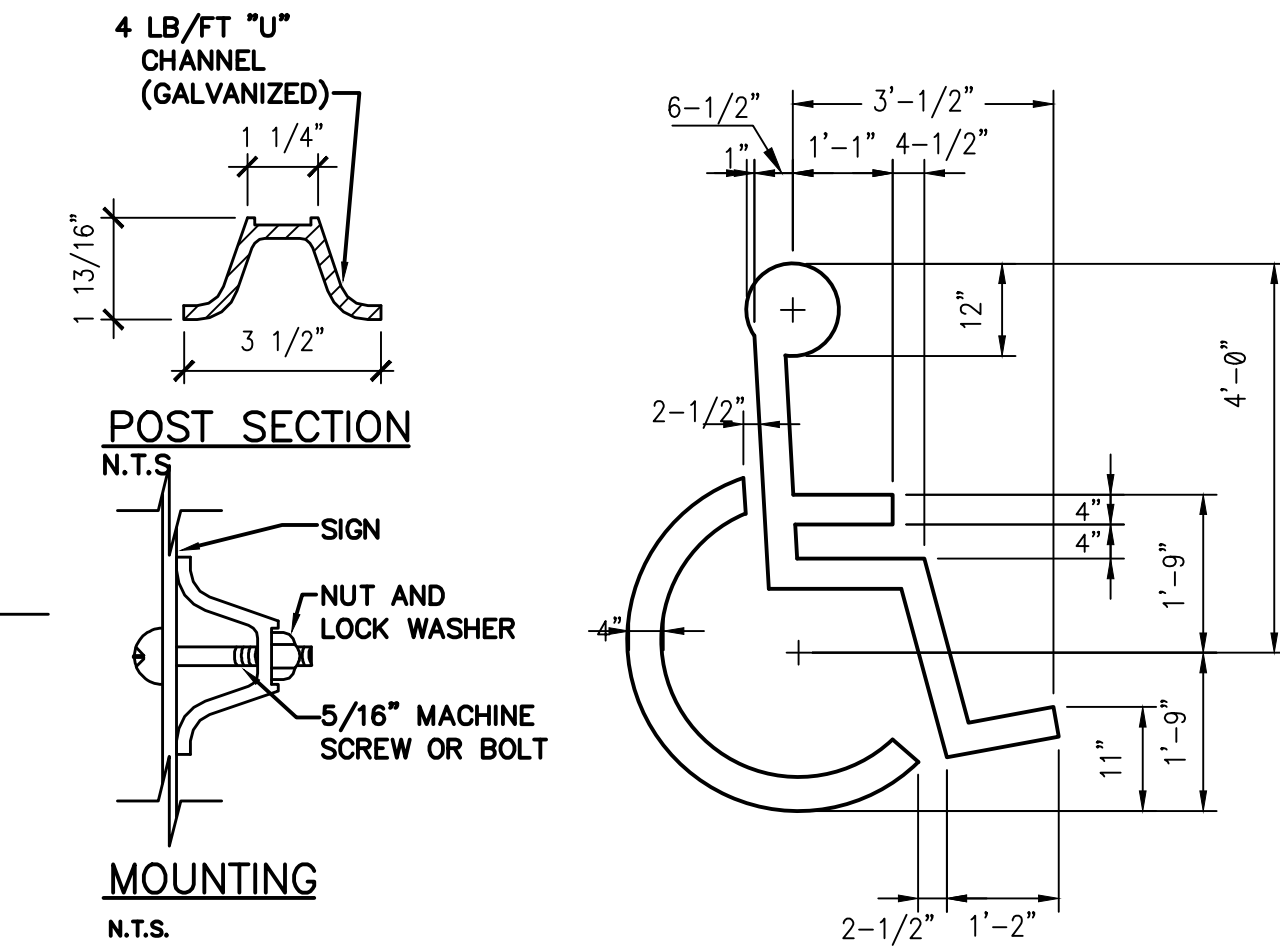
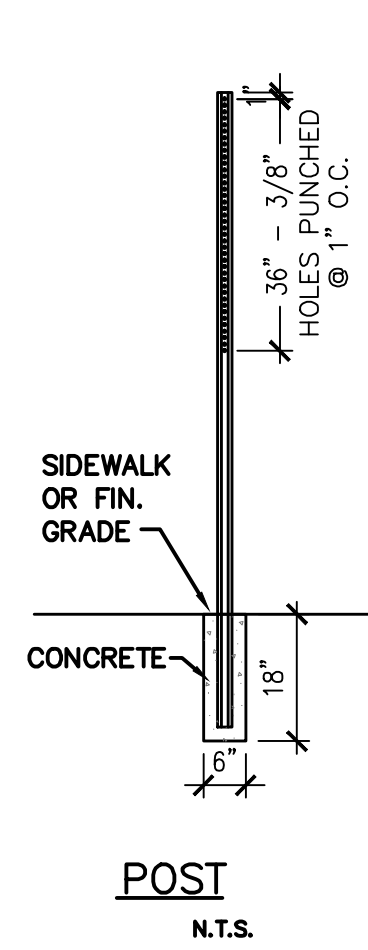
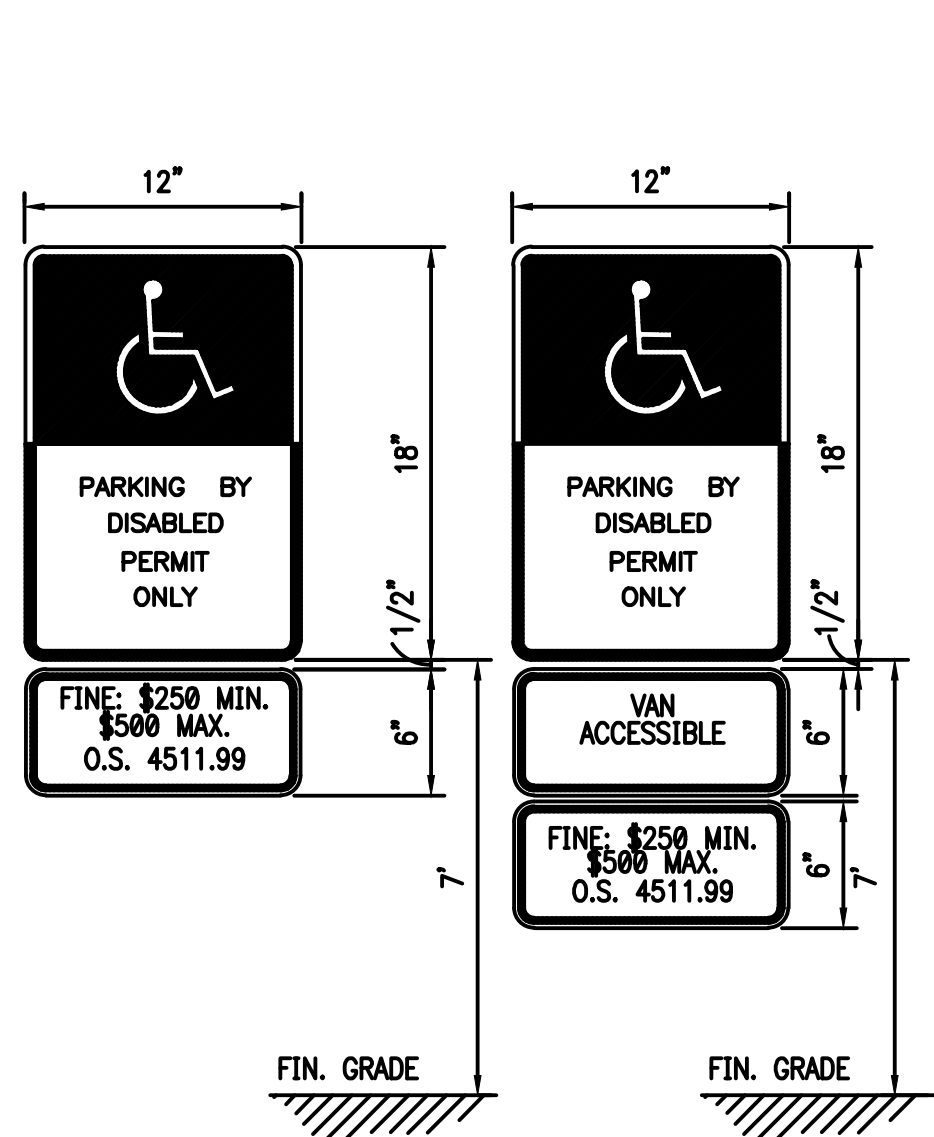
PROJECT NO: 2015.0348  
DATE: 01.04.15

**C1.0**  
SITE PLAN

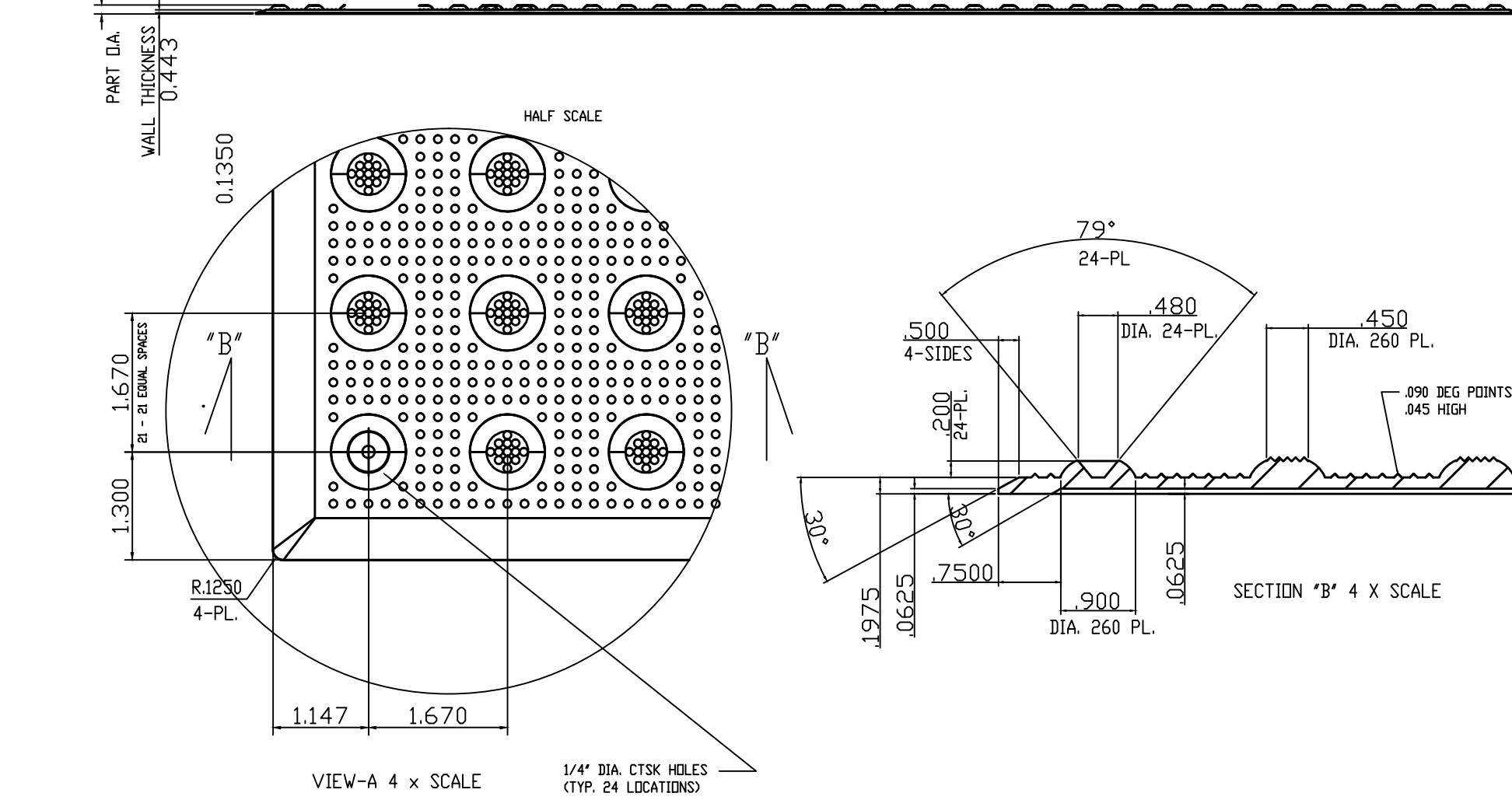
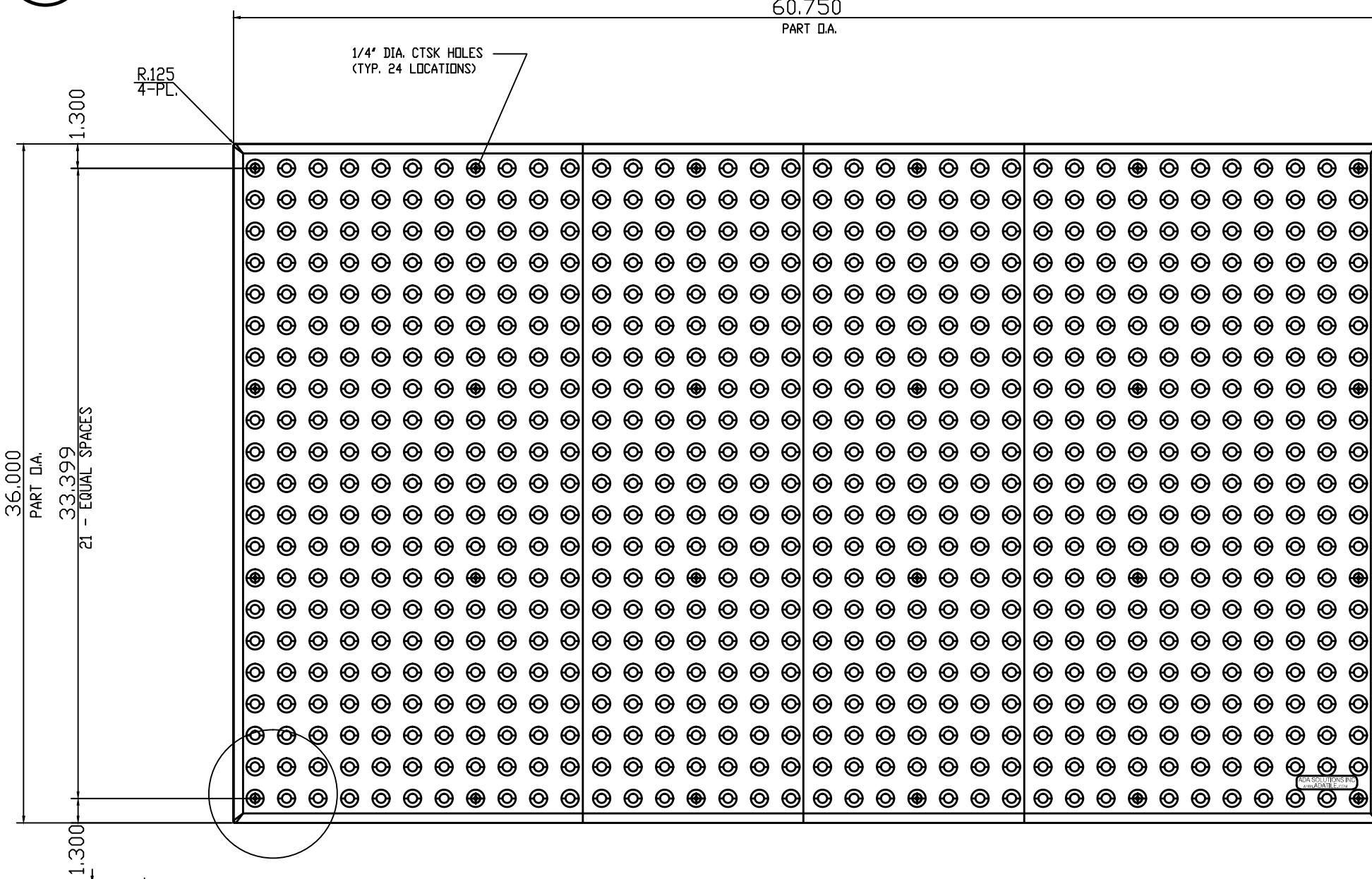
CHECKED: JN DRAWN: HP

INTERPLANS, INC. RESERVES COPYRIGHT & OTHER RIGHTS RESTRICTING THESE DOCUMENTS TO THE ORIGINAL SITE OR PURPOSE FOR WHICH THEY WERE PREPARED. REPRODUCTIONS, CHANGES OR ASSIGNMENTS ARE PROHIBITED. COPYRIGHT © 2015

- NOTES:
1. ALL LETTERS ARE 1" SERIES "C" PER MUTCD.
  2. TOP PORTION OF SIGN SHALL HAVE A REFLECTORIZED (ENGINEERING GRADE) BLUE BACKGROUND WITH WHITE REFLECTORIZED LEGEND AND BORDER.
  3. BOTTOM PORTION OF SIGN SHALL HAVE A REFLECTORIZED (ENGINEERING GRADE) WHITE BACKGROUND WITH BLACK OPAQUE LEGEND AND BORDER.
  4. FINE NOTIFICATION SIGN SHALL HAVE A REFLECTORIZED (ENGINEERING GRADE) WHITE BACKGROUND WITH BLACK OPAQUE LEGEND & BORDER. CONTRACTOR SHALL VERIFY FINE AMOUNT & ORDINANCE NUMBER.
  5. ONE(1) SIGN REQUIRED FOR EACH PARKING SPACE.
  6. INSTALLED HEIGHT OF SIGN SHALL BE IN ACCORDANCE WITH SECTION 24-23 OF THE MANUAL ON UNIFORM TRAFFIC CONTROL DEVICES (MUTCD).
  7. SIGN MAY BE MOUNTED ON BUILDING/WALL, AT PROPER HEIGHT, IF ALIGNED WITHIN 12" OF CENTER OF PARKING SPACE.
  8. 1 IN EVERY 8 HANDICAP ACCESSIBLE SPACES MUST BE VAN ACCESSIBLE. SIGNS MUST CONTAIN DESIGNATION "VAN ACCESSIBLE"



1 HANDICAP SIGN NTS

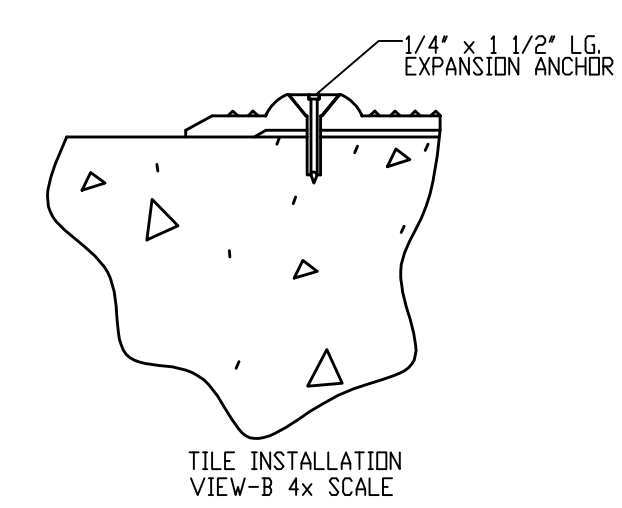


5 DETECTABLE WARNING NTS

2 PAINTED HANDICAP SYMBOL NTS

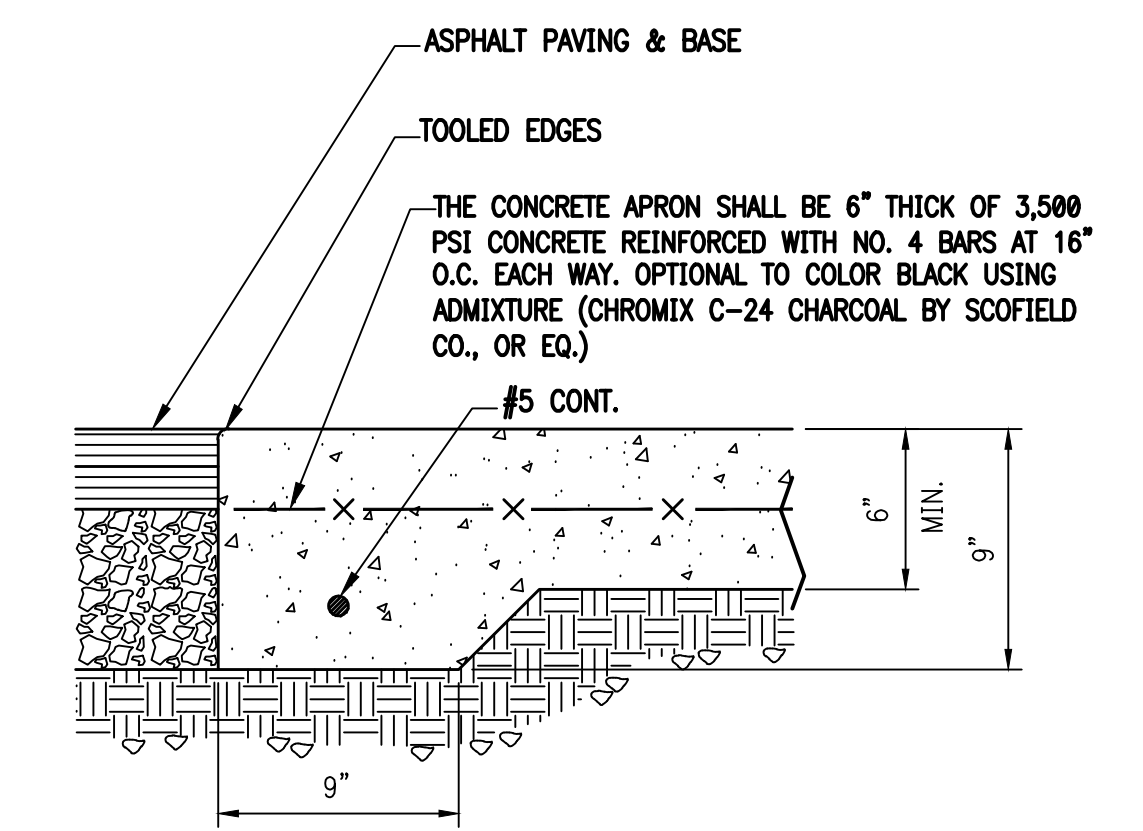
3 PRECAST CONCRETE WHEELSTOP NTS

4 BRUSHED CONCRETE WALK NTS

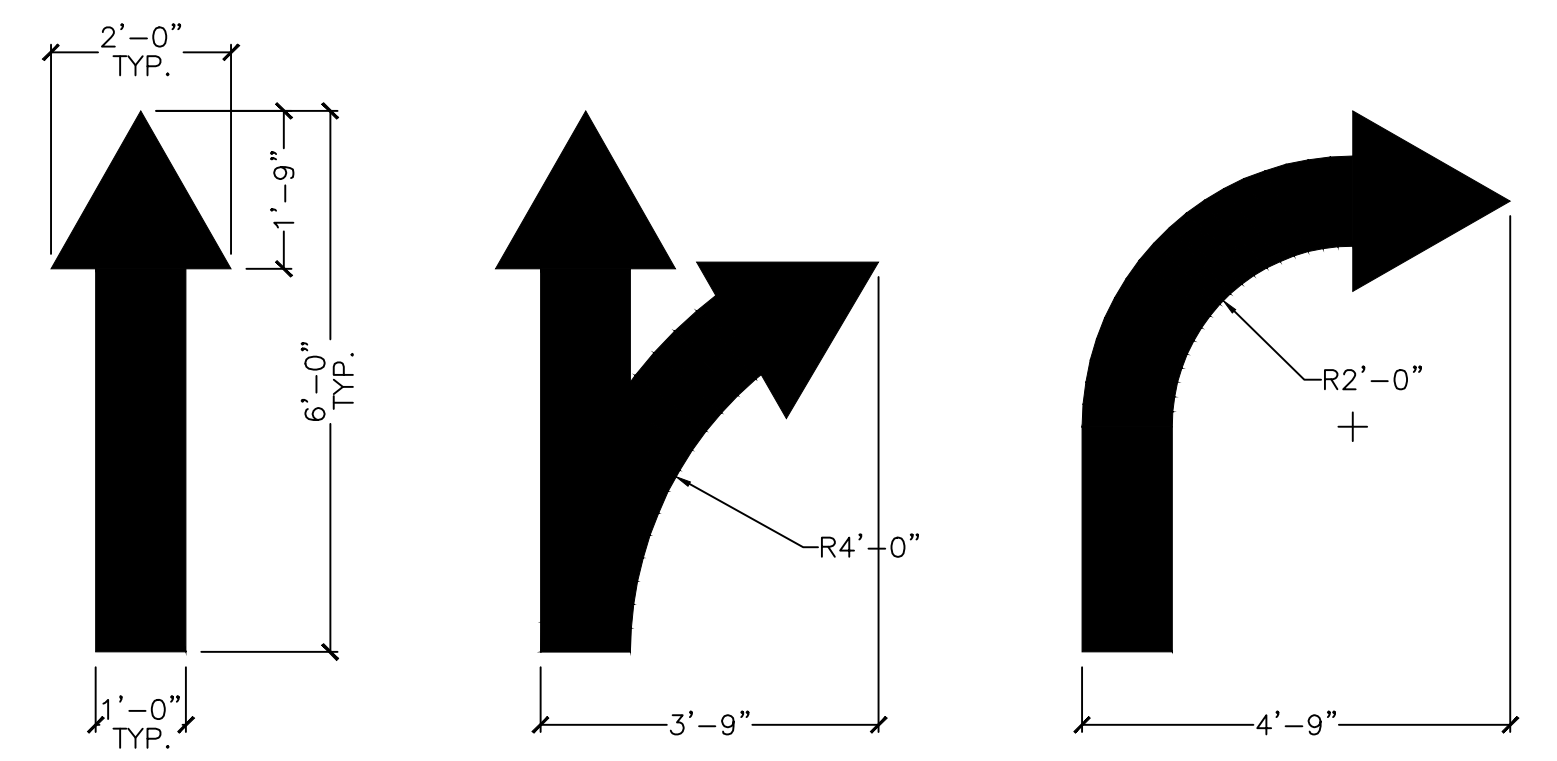


- NOTE:
1. CURB RAMP RUNNING SLOPES SHALL NOT BE STEEPER THAN 1:12 AND CROSS SLOPE SHALL BE 0.02 OR FLATTER.
  2. DETECTABLE WARNING SURFACES SHALL BE CONSTRUCTED BY TEXTURING OR APPLYING A TRUNCATED DOME MATERIAL IN CONFORMANCE WITH THE ACCESSIBILITY CODE A.D.A. STANDARDS FOR ACCESSIBLE DESIGN

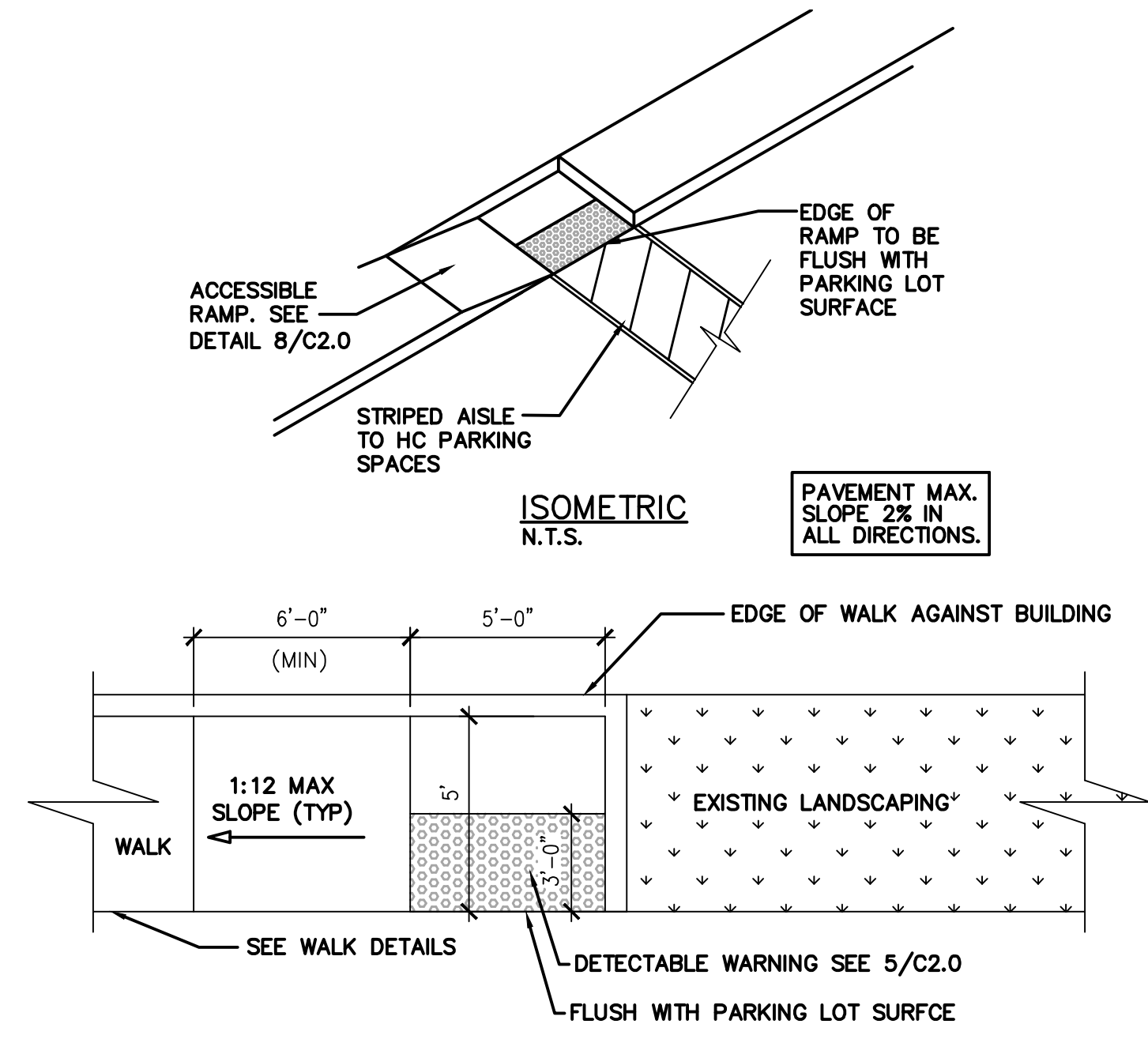
ADA SOLUTIONS, INC.  
SURFACE APPLIED TACTILE WARNING SURFACE PANEL  
24-ANCHOR LOCATIONS  
1.670" IN LINE TRUNCATED DOME PATTERN  
PART SIZE: 36" X 60"  
PLANS AND DETAILS  
ADA-SA3660\_1  
36601DRET1



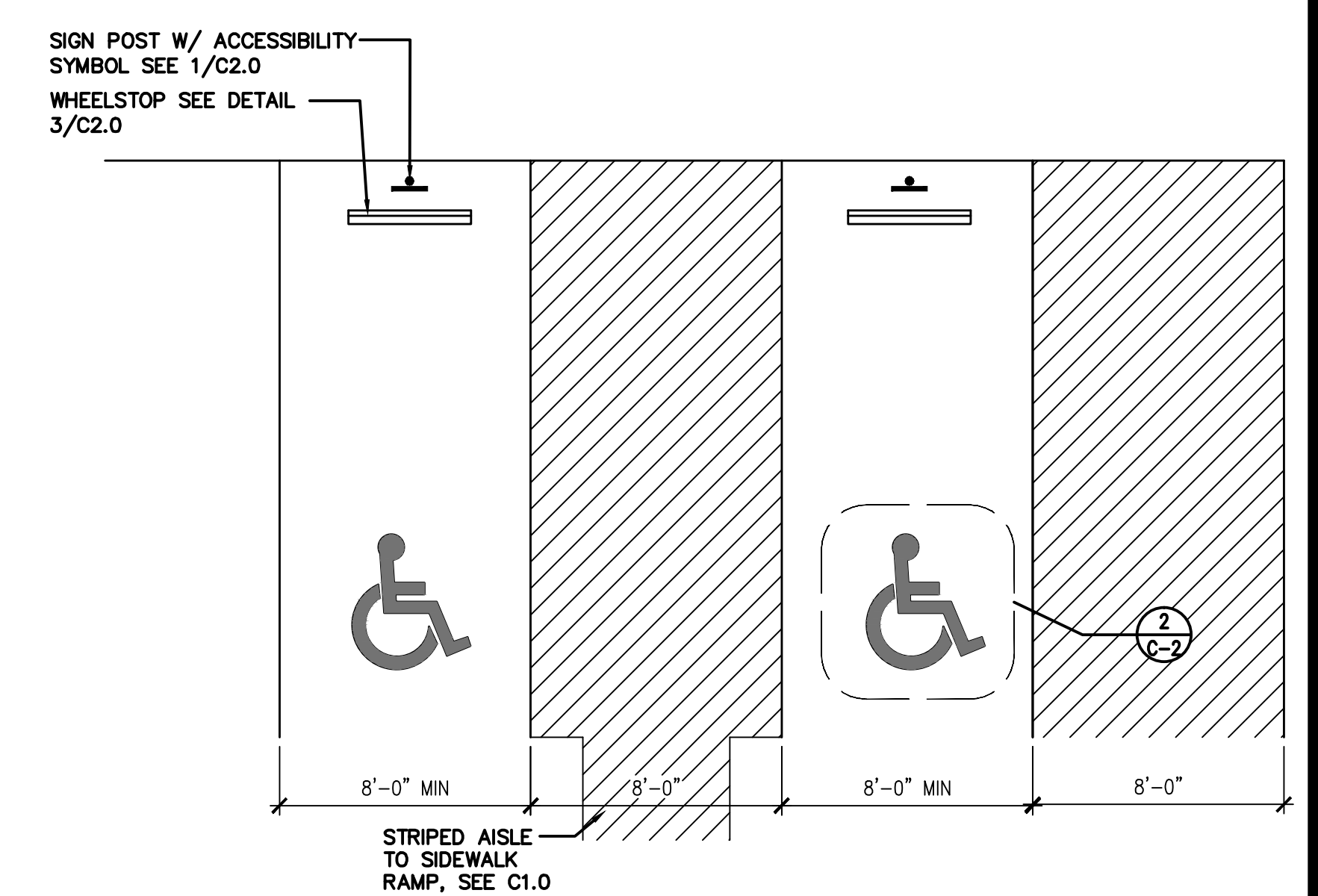
6 CONCRETE APRON NTS



7 PAINTED TRAFFIC ARROWS NTS



8 ACCESSIBLE PARKING RAMP NTS



9 ACCESSIBLE PARKING STALLS ACCESSIBLE PARKING STALLS

- SIGN INSTALLER RESPONSIBILITIES:**
1. PROVIDE ALL DRAWINGS NECESSARY FOR SIGN PERMITS.
  2. APPLY FOR, OBTAIN, AND PAY FOR ALL REQUIRED SIGN PERMITS.
  3. SIGN FOUNDATIONS BY G.C.
  4. ANCHOR BOLTS OR BASE PLATES PROVIDED BY SIGN COMPANY / G.C. TO INSTALL
  5. COMPLETE SIGN INSTALLATION.
  6. REMOVE EXCESS DEBRIS, ROUGH GRADE AREA FOR LANDSCAPING.
- GENERAL CONTRACTOR RESPONSIBILITIES:**
1. COORDINATE EXCAVATION OF SIGN FOUNDATIONS WITH SIGN SUPPLIER.
  2. PROVIDE POWER TO ALL SIGN LOCATIONS AS REQUIRED.
  3. MAKE FINAL ELECTRICAL CONNECTIONS TO EACH SIGN.

10 GENERAL SIGNAGE NOTES

**INTERPLAN**  
ARCHITECTURE  
ENGINEERING  
INTERIOR DESIGN  
PROJECT MANAGEMENT

604 COURTLAND STREET  
SUITE 100  
ORLANDO, FLORIDA 32804  
PH 407.645.6008  
FX 407.629.9124

SEAL:

01.04.15 ISSUE FOR PERMIT  
01.04.15 ISSUE FOR BID  
NO DATE REMARKS

REVISIONS

**RESTAURANT FOR:**  
**TOM'S King**  
335 COMMERCE DRIVE  
CRYSTAL LAKE, IL 60014  
815-444-2008  
**BURGER KING CORPORATION**

**BURGER KING REMODEL**  
BK10814  
5725 HEASLEY ROAD  
MENTOR, OH 44060

PROJECT NO: 2015.0348  
DATE: 01.04.15

**C2.0**  
SITE DETAILS

CHECKED: JN DRAWN: HP

INTERPLAN LLC RESERVES COPYRIGHT & OTHER RIGHTS RESTRICTING THESE DOCUMENTS TO THE ORIGINAL SITE OR PURPOSE FOR WHICH THEY WERE PREPARED. REPRODUCTIONS, CHANGES OR ASSIGNMENTS ARE PROHIBITED.  
COPYRIGHT © 2016

**KEYED NOTES**

- INSTALL NEW FRONT SERVICE COUNTER. COUNTER PROVIDED & INSTALLED BY G.C. REFER TO DECOR DRAWINGS.
- PARTITION BELOW COUNTER BY G.C. G.C. TO VERIFY IF PARTIAL WALL DEMOLITION IS POSSIBLE FOR 34" ADA COUNTER TO ACHIEVE MOST COMPETITIVE BID. POS CABLING SHOULD BE STORED ABOVE CEILING IN LIEU OF DEMOLITION, UNTIL REINSTALLATION. G.C. TO PROVIDE POWER CONNECTIONS FOR RE-INSTALLATION OF POS AND EQUIPMENT AT FRONT COUNTER, BE SURE TO LEAVE OPENING IN STONE WALL FOR POS CABLING.
- INSTALL NEW WALL TILE PER DECOR DRAWINGS.
- INSTALL NEW FLOOR TILE PER DECOR DRAWINGS. SAVE OLD TILE FOR REPAIRS TO PLAYGROUND FLOOR.
- ADJUST DOOR TO INSURE THAT CLOSING SPEED MEETS ADA REQUIREMENTS OF NO LESS THAN 5 SECONDS.
- INSTALL NEW FINISHES PER THE DECOR DRAWINGS.
- NOT USED
- PROVIDE WALL FURRING AT 16" O.C. MAX FOR NEW ARCHITECTURAL ELEMENTS ON FACE OF EXISTING BUILDING. REFER TO EXTERIOR ELEVATIONS.
- PROVIDE NEW WALL CONSTRUCTION. REFER TO PARTITION & WALL SCHEDULE.
- NEW AWNING ABOVE.
- EXISTING DRIVE THRU WINDOW TO REMAIN. CLEAN GLASS, TOUCH UP PAINT ON FRAMES AS NEEDED. REPLACE ANY FAILED SEALS.
- NOT USED
- PROVIDE "MAXIMUM OCCUPANT LOAD" SIGN.
- INSTALL NEW RESTROOM FLOOR FINISHES PER THE DECOR DRAWINGS. \*\*\*BID ALTERNATE TO REPAIR
- EXISTING STOREFRONT TO REMAIN. CLEAN ALL GLASS, TOUCH UP PAINT ON FRAMES, AS NEEDED. REPLACE ANY FAILED SEALS.
- OWNER TO REMOVE AND RELOCATE FREESTYLE UNIT DURING CONSTRUCTION. PLUMBER IS REQUIRED TO RESET DRAIN HOOKUPS.
- REPLACE DOOR LAMINATE AND PAINT FRAME. SEE DECOR DWGS FOR FINISH.
- INSTALL NEW DOOR. SEE PLAN AND DOOR SCHEDULE ON A7.0. SEE DECOR DRAWINGS FOR DOOR AND FRAME FINISHES.
- CLEAN AND BUFF FLOOR AFTER INSTALLATION/REPAIR OF FINISH MATERIALS.
- INSTALL TILE AT OLD CORE DRILLS. SOLID BLACK TILES TO BE USED FOR PATCHING.
- INSTALL KICK PLATE AT EXISTING DOOR.
- CLEAN EXISTING FLOOR DRAIN.
- REPLACE EXISTING BASE TILE PER DECOR DRAWINGS. SAVE OLD TILE FOR PATCHING IN PLAY AREA.
- REPAIR AND CLEAN PLAYGROUND EQUIPMENT.
- REPAIR EXISTING FLOOR TILE. SOLID BLACK TILES TO BE USED FOR PATCHING. \*\*\*BID ALTERNATE TO REPLACE
- NOT USED
- REPAIR/REPLACE SAFETY PADDING AND POSTS
- PRESSURE CLEAN AREA.
- NEW SERVICE DOOR. SEE PLAN AND DOOR SCHEDULE ON A7.0 - SEE EXTERIOR ELEVATIONS FOR FINISH PAINT COLOR.

**DEMOLITION KEYED NOTES**

- REMOVE EXISTING FRONT SERVICE COUNTER AND PARTITION BELOW COUNTER. GC TO VERIFY PARTIAL WALL DEMOLITION IS POSSIBLE FOR 34" ADA COUNTER. GC TO LEAVE EXISTING POWER CONNECTIONS FOR RE-INSTALLATION OF POS AND EQUIPMENT. POS TO BE REMOVED BY OWNER.
- REMOVE EXISTING SEATING AND TABLES INCLUDING SUPPORT FRAMES. PATCH AND REPAIR FLOOR AS NEEDED. SOLID BLACK TILES TO BE USED FOR PATCHING.
- REMOVE QUEUE RAIL. PATCH AND REPAIR FLOOR AS NEEDED. SOLID BLACK TILES TO BE USED FOR PATCHING.
- NOT USED
- REMOVE EXISTING ELECTRONIC MENU BOARD AND STORE FOR RE-INSTALLATION ONCE THE REMODEL IS COMPLETED.-BY OWNER
- RELOCATE ANY EXISTING PLUMBING/ ELECTRICAL AS REQUIRED PER NEW RESTROOM LAYOUT. REFER TO SHEETS A3.0.
- REMOVE EXISTING MANSARD ROOF AND PARAPET WHERE SHOWN. REFER TO ROOF PLAN AND SECTIONS FOR MORE INFORMATION ON THE EXTENT OF THE DEMOLITION. REMOVE SOFFIT LIGHTS AND RELATED WIRING BACK TO SOURCE, LOCATED IN THE MANSARD ROOF THAT WILL BE DEMOLISHED.
- NOT USED
- NOT USED
- REMOVE EXISTING PLUMBING FIXTURES AND TOILET ACCESSORIES. RELOCATE AS NECESSARY TO MEET ADA. REFER TO A-3.0 ENLARGED TOILET ROOM PLAN FOR MORE INFORMATION.
- REMOVE EXISTING HALF WALLS AS INDICATED, PATCH AND REPAIR FLOOR AS NEEDED. SOLID BLACK TILES TO BE USED FOR PATCHING.
- NOT USED
- REMOVE EXISTING DOOR AND HARDWARE. SEE THIS SHEET FOR LOCATION AND A7.0 FOR NEW DOOR SPECIFICATIONS.
- REMOVE WALL FINISHES TRIM AND PREPARE FOR NEW FINISHES TO BE INSTALLED. SEE DECOR DRAWINGS FOR FINISHES AND SPECIFICATIONS.
- REMOVE AND STORE EXISTING CONDIMENT / SELF-SERVICE BEVERAGE BAR.
- OWNER TO REMOVE AND RELOCATE FREESTYLE UNIT DURING CONSTRUCTION. PLUMBER IS REQUIRED TO RESET DRAIN HOOKUPS.
- NOT USED
- NOT USED
- REMOVE EXISTING FLOOR TILE, PATCH AND REPAIR AS REQUIRED. PREPARE FOR NEW FLOOR FINISH.
- NOT USED
- REPLACE STALL DOORS AND PARTITIONS.

**LEGEND**

|  |                           |
|--|---------------------------|
|  | EXISTING WALL             |
|  | E1 EXISTING DOOR          |
|  | N1 NEW DOOR               |
|  | R1 RELOCATED/ REUSED DOOR |
|  | NEW WALL                  |
|  | NEW FURRED-OUT WALL       |
|  | FE FIRE EXTINGUISHER      |
|  | EXISTING TO BE REMOVED    |
|  | NEW WINDOW SEE A7.0       |

**2** PARTITION & WALL SCHEDULE NTS

5/8" USG "SHEETROCK" TYPE "X" GYPSUM WALL BOARD PANELS AT FINISH FLOOR TO 6" ABOVE CEILING. FINISH: PER INTERIOR ELEVATIONS & DECOR PACKAGE.

2x4 WOOD STUDS AT 16" O.C. SECURE TO STRUCTURE ABOVE. AT P10, USE 5 1/2" WOOD STUDS AT 16" O.C. SECURE TO STRUCTURE ABOVE.

SOUND BATT INSULATION

5/8" USG "SHEETROCK" TYPE "X" GYPSUM WALL BOARD PANELS AT FINISH FLOOR TO 6" ABOVE CEILING. PAINT PER DECOR PACKAGE.

2x6 WOOD STUDS AT 16" O.C. FLOOR TO DECK.

RESTROOM

5/8" USG "DUROCK" PANELS AT FINISH FLOOR TO DECK.

2x4 STUDS AT 16" O.C., 5/8" GYPSUM BD ON BOTH SIDES AND R13 BATT INSULATION.

2x4 STUDS AT 16" O.C., 5/8" GYPSUM BD ON BOTH SIDES. FINISH PER DECOR PACKAGE.

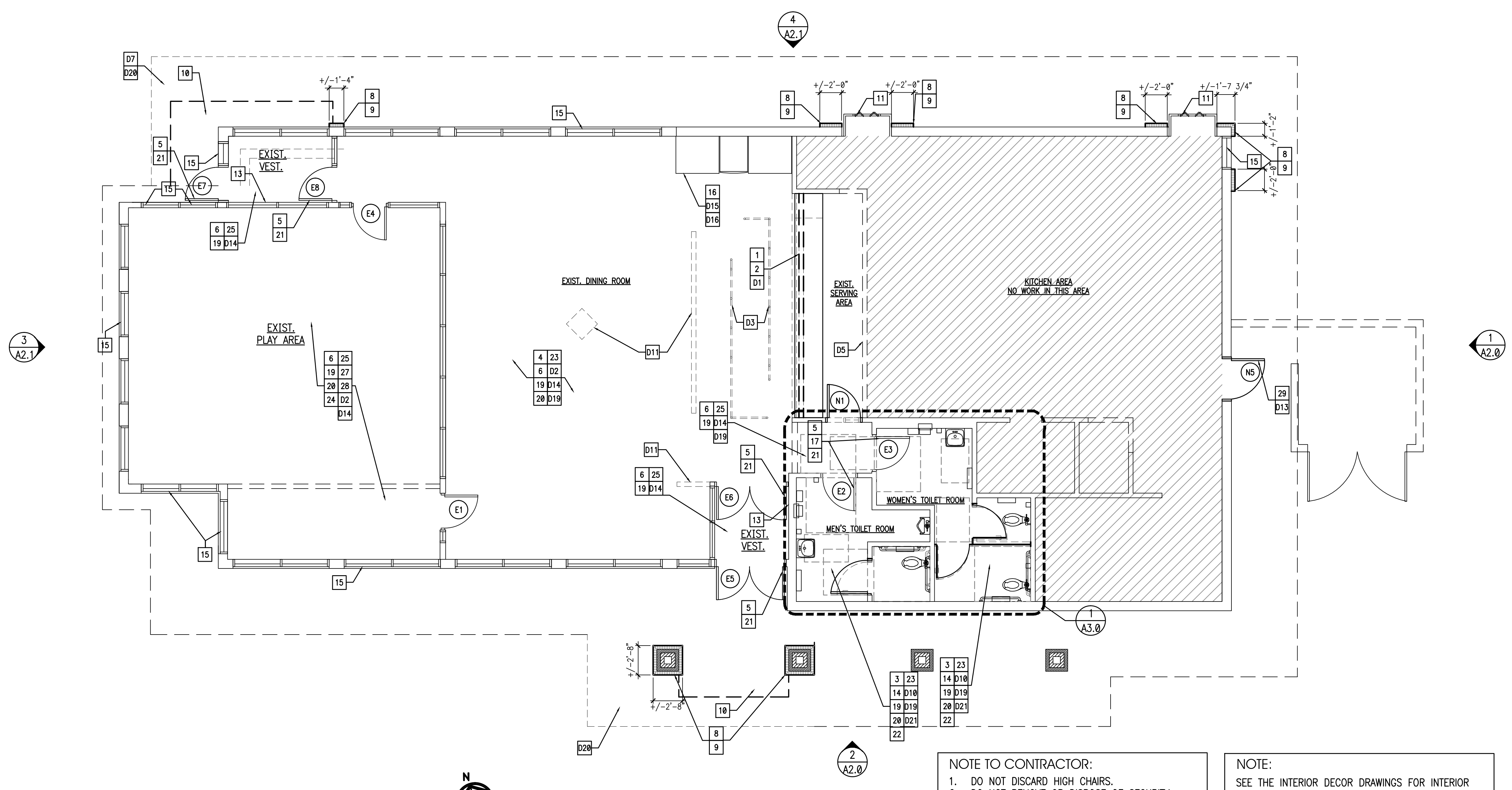
2x6 STUDS AT 16" O.C. WITH R-19 BATT. INSULATION. GYPSUM BD ON THE INSIDE AND PLYWOOD SHEATHING ON THE EXTERIOR SIDE. SEE WALL SECTIONS, EXTERIOR ELEVATIONS, AND DECOR DRAWINGS FOR FINISHES.

2x6 STUDS AT 16" O.C. 5/8" GYPSUM BD ON BOTH SIDES AND R19 BATT INSULATION.

HALF WALL - 2x4 STUDS AT 16" O.C., 5/8" GYPSUM BD ON BOTH SIDES. NEW STOREFRONT WINDOWS ABOVE TO MATCH EXISTING PLAYGROUND WALL.

**ADA NOTES:**

- MAIN ENTRY DOOR NEAR ADA PARKING NEEDS ISA DECAL. SEE ADA STANDARDS 2010, CODE 216.6 AND 703.5. BY OWNER
- DRINK DISPENSER LOCATED WITHIN 48" TO 46" MAX AFF, CURRENTLY AT 53". SEE ADA STANDARDS 2010, CODE 308. BY OWNER
- DOOR OPENING FORCE FOR THE MEN IS 7 LBS. AND WOMEN'S IS 10 LBS. NEEDS TO BE NO MORE THAN 5LBS. SEE ADA STANDARDS 2010, CODE 404.2.9. BY OWNER
- DOOR CLOSING SPEED NEEDS TO BE NO LESS THAN 5 SECONDS. MAIN ENTRY, MEN'S, AND WOMEN'S RESTROOM ARE 3 SECONDS. SEE ADA STANDARDS 2010, CODE 404.2.8.1 BY OWNER



**NOTE TO CONTRACTOR:**

- DO NOT DISCARD HIGH CHAIRS.
- DO NOT REMOVE OR DISPOSE OF SECURITY CAMERAS.
- SAVE ALL ARTWORK/WALL ARTIFACTS AND REINSTALL

**NOTE:**

SEE THE INTERIOR DECOR DRAWINGS FOR INTERIOR FLOOR AND WALL FINISHES, FINISH SCHEDULE AND DETAILS.

**FLOOR PLAN**  
SCALE: 3/16" = 1'-0"

| LIGHT FIXTURE SCHEDULE |                       |   |          |  |
|------------------------|-----------------------|---|----------|--|
| TYPE                   | MANUFACTURER          | CATALOG NO.   | WATTAGE  | REMARKS  |
| <b>B</b>               | LSI                   | BESA LIGHT "LUCIA" GARNET (5 PENDANT FIXTURE) 6JC-169741-SN-LMPFL           | GU-24    | DECORATIVE GLASS PENDANT LIGHT. PENDANTS TO BE CENTERED OVER TABLES PER DECOR DRAWINGS. COORDINATE LOCATION AND QUANTITY WITH DECOR SUPPLIER. HEIGHTS VARY. LOWEST BOTTOM OF LIGHT: 6'-6" A.F.F. AT DINING TABLE 6'-8" A.F.F. AT SOFT SEATING        |
|                        | SECURITY              | BESA LIGHT "LUCIA" GARNET (5 PENDANT FIXTURE) 6JC-169741-SN-LMPFL           | GU-24    |  |
|                        | CREE (RUUD)-HERMITAGE | BESA LIGHT "LUCIA" GARNET (5 PENDANT FIXTURE) 6JC-169741-SN-LMPFL           | GU-24    |  |
|                        | CAL LIGHTING          | BESA LIGHT "LUCIA" GARNET (5 PENDANT FIXTURE) PCS-1077-BS                   |          | CONTACT: ROBERT COOPER 1-800-321-6677 x-102  |
| <b>B1</b>              | LSI                   | BESA LIGHT "TAMBURO" GARNET 704241-SN-LMPFL                                 | GU-24    | DECORATIVE GLASS WALL SCONCE. COORDINATE LOCATION AND QUANTITY WITH DECOR SUPPLIER. HEIGHTS LOWEST BOTTOM OF LIGHT: 6'-4" A.F.F.   |
|                        | SECURITY              | BESA LIGHT "TAMBURO" GARNET 704241-SN-LMPFL                                 | GU-24    |  |
|                        | CREE (RUUD)-HERMITAGE | BESA LIGHT "TAMBURO" GARNET 704241-SN-LMPFL                                 | GU-24    |  |
| <b>B2</b>              | LSI                   | BESA LIGHT "LUCIA" GARNET (1 PENDANT FIXTURE) 1TT-169741-SN-LMPFL           | GU-24    | DECORATIVE GLASS SINGLE PENDANT LIGHT. PENDANTS TO BE CENTERED OVER TABLES PER DECOR DRAWINGS. COORDINATE LOCATION AND QUANTITY WITH DECOR SUPPLIER. HEIGHTS VARY. LOWEST BOTTOM OF LIGHT: 6'-6" A.F.F. AT DINING TABLE 6'-8" A.F.F. AT SOFT SEATING |
|                        | SECURITY              | BESA LIGHT "LUCIA" GARNET (1 PENDANT FIXTURE) 1TT-169741-SN-LMPFL           | GU-24    |  |
|                        | CREE (RUUD)-HERMITAGE | BESA LIGHT "LUCIA" GARNET (1 PENDANT FIXTURE) 1TT-169741-SN-LMPFL           | GU-24    |  |
| <b>B2</b>              | LSI                   | 1JT-4124RM-SN-LAMP (RUBY)<br>1JT-4124WM-SN-LAMP (VANILLA)                   | 50 XENON | DECORATIVE PENDANT LIGHT WITH STAINLESS RING ACCENT. PENDANTS TO BE CENTERED OVER TABLES PER DECOR DRAWINGS. COORDINATE LOCATION AND QUANTITY WITH DECOR SUPPLIER. BOTTOM OF LIGHT @ 6'-6" A.F.F.  |
|                        | SECURITY              | 5F7681J4124RM / 5F141BK4RPS (RUBY)<br>5F7681J4124WM / 5F141BK4RPS (VANILLA) | 26 CFL   |  |
|                        | CREE (RUUD)-HERMITAGE | *BES00003 w/ RS9042&  | 18 CFL   |  |

|                        |                       |   |             |   |
|------------------------|-----------------------|---|-------------|---|
| <b>C</b>               | LSI                   | FB38-MAB-LMPFL                          | 26 CFL      | 6" DIAMETER SURFACE MOUNTED CYLINDER, BLACK. JUNCTION BOX (LOCATION VARIES W/ MANUFACTURER)   |
|                        | SECURITY              | 5F141SLSP5741                           | 26 CFL      | STEM WOOD TRUSS "C" FIXTURE<br>REQUIRED: MOUNT WITH BOTTOM OF FIXTURE FLUSH TO UNDERSIDE OF TRUSS.  |
|                        | CREE (RUUD)-HERMITAGE | RS9035A-1B8 w/ RS9035B-NF8 w/ L-9121&   | 26 CFL      |   |
| <b>D</b>               | LSI                   | SP7000A/7135SBBFL/BH27/LAMP-LMP2635     | 26 PLT      | 7" DIAMETER RECESSED DOWN LIGHT   |
|                        | SECURITY              | 5F1687500IN/5F1687532BL5                | 26 CFL      |   |
| <b>E</b>               | CREE (RUUD)-HERMITAGE | RC6 W/ LR6-10L L76WH-DR                 | 11 WATT LED |   |
|                        | LSI                   | 1TFA-2-32-SS010-LM735-UE                | (2)32 FL    | 1x4 RECESSED FLUORESCENT  |
| <b>G</b>               | SECURITY              | R142BLW120/GFK14                        | (2)32 FL    |   |
|                        | CREE (RUUD)-HERMITAGE | *F14GT0011                              | (2)32 FL    |   |
| <b>G2</b>              | LSI                   | GA-432-SD-SS010-LM735-UE                | (4)32 FL    | 2x4 RECESSED FLUORESCENT  |
|                        | SECURITY              | R244BLW120                              | (4)32 FL    |   |
|                        | CREE (RUUD)-HERMITAGE | *J24RG0015                              | (4)32 FL    |   |
| <b>J</b><br>(OPTIONAL) | LSI                   | PGN18-432-FD-SS010-LM735-UE             | (4)32 FL    | 2x4 RECESSED FLUORESCENT (DINING ROOM DROPPED CEILING OPTION)   |
|                        | SECURITY              | RD4GSZAHB1E                             | (4)32 FL    | ORDER BLACK TRIM WITH BLACK CEILING AND WHITE TRIM WITH HAZE CEILING.   |
|                        | CREE (RUUD)-HERMITAGE | *J24PG3014                              | (4)32 FL    |   |
| <b>K</b>               | SECURITY              | X1AFB132K1YFB01E                        | (1) 28 FL   | MANUFACTURER: STONCO MODEL: XPRSSIVES SERIES 4" LINEAR FLUOR. DESCRIPTION: GOOSE NECK EXTERIOR FIXTURE MARKED FOR WET LOCATION ARM STYLE SL4 W/ACS3XX CABLE SUPPORT |
|                        | SECURITY              | *BBC000716 W/(2)#BBC000717 W/*BBC000718 | 150 MH      |   |
|                        | CREE (RUUD)-HERMITAGE |   |             |   |

|            |                       |  |          |  |
|------------|-----------------------|--|----------|--|
| <b>L</b>   | LSI                   | SCET-S-100-PSMY-PG-120-WHT (100W PSMH) CROSSOVER SERIES XSL2 5 LED 50 CW 120 WHT | 100 MH   | DROP DOWN METAL HALIDE FIXTURE   |
|            | SECURITY              | UCL-853-100MH-S-WH-120/277 (100W PSMH) 851 SERIES 8851 DL 42 FP OW WH 120        | 100 MH   |  |
|            | CREE (RUUD)-HERMITAGE | MRC0410-1A   | 100 MH   |  |
| <b>M</b>   | LSI                   | HIWS-FTW-150-CMH-F-120-MSV   | 150 MH   | SURFACE MOUNTED EXTERIOR WALL SCONCE NOTE:<br>1. FIXTURES ARE TO MATCH STOREFRONT FRAMES<br>2. LSI FIXTURE "L", COLOR SILVER, TO BE USED IN CANOPIES WHEN USING OPEN CANOPIES. |
|            | SECURITY              | RWSC-175MH-UD-PS-MT  | 175 MH   |  |
|            | CREE (RUUD)-HERMITAGE | SE9141& (SILVER) OR SE9140& (BLACK) SE9139& (RED) SE5410-M (BRONZE)              | 100 MH   |  |
| <b>N</b>   | LSI                   | EG3-2-32-SS10-WL-LM830-UE  | (2)32 FL | WET LISTED 4'-0" FLUORESCENT UNDER CANOPY LIGHT ARE TO BE INSTALLED POINTING DOWN. G.C. TO PROVIDE AND INSTALL BRACKETS AS REQUIRED.   |
|            | SECURITY              | 5F141SLSLN42   | (2)32 FL |  |
|            | CREE (RUUD)-HERMITAGE | HS14V2X32-U3   | (2)32 FL |  |
| <b>EM</b>  | LSI                   | EG2-WB-150-PSMH-PG-MT-BLK  | 150 MH   | WALL MOUNTED SECURITY LIGHT  |
|            | SECURITY              | SWP-175MH-WH/PS  | 175 MH   |  |
|            | CREE (RUUD)-HERMITAGE | MGW0615-M  | 175 MH   |  |
| <b>EMX</b> | LSI                   | LES 6 100 WH   | (2) 7.2  | EMERGENCY LIGHT  |
|            | SECURITY              | PE 6   | -        |  |
|            | CREE (RUUD)-HERMITAGE | EMP22WH  | -        |  |
| <b>EMX</b> | LSI                   | PRX-R-U-WB-WH-PR50-R12   | (2) 5.4  | EXIT/EMERGENCY LIGHT   |
|            | SECURITY              | 14104567   | -        |  |
|            | CREE (RUUD)-HERMITAGE | EXPCRWH  | -        |  |

### GENERAL NOTES

- A. ALL DIMENSIONS SHOWN ON REFLECTED CEILING PLAN ARE FROM FACE OF WALL FINISH UNLESS NOTED OTHERWISE.
- B. THE REFERENCE HEIGHTS INDICATED ON PLAN ARE FROM APPROXIMATE FINISH FLOOR (A.F.F.)
- C. GENERAL CONTRACTOR TO COORDINATE DINING ROOM LIGHTING WITH APPROVED INTERIOR DECOR PLANS.
- D. CONTRACTOR SHALL VERIFY FIXTURE QUANTITIES AND ALSO MAKE PROPER ADJUSTMENTS FOR ANY CHANGES IN PLAN DUE TO ADDITIONAL REQUIREMENTS, LOCAL CODES, ETC.
- E. CONTRACTOR TO COORDINATE PENDANT LIGHT LOCATIONS WITH DECOR SUPPLIER'S DRAWINGS.
- F. ALL FIXTURES SHALL BE LOCATED IN CENTER OF CEILING TILES UNLESS OTHERWISE NOTED.
- G. SEE THIS SHEET FOR LIGHTING LAYOUT REQUIREMENTS AND ADDITIONAL INFORMATION.
- H. FOR FINISH SPECIFICATIONS, REFER TO FINISH SCHEDULE ON AB.0 SHEET.

NOTE:  
SEE THE INTERIOR DECOR DRAWINGS FOR INTERIOR FLOOR AND WALL FINISHES, FINISH SCHEDULE AND DETAILS.

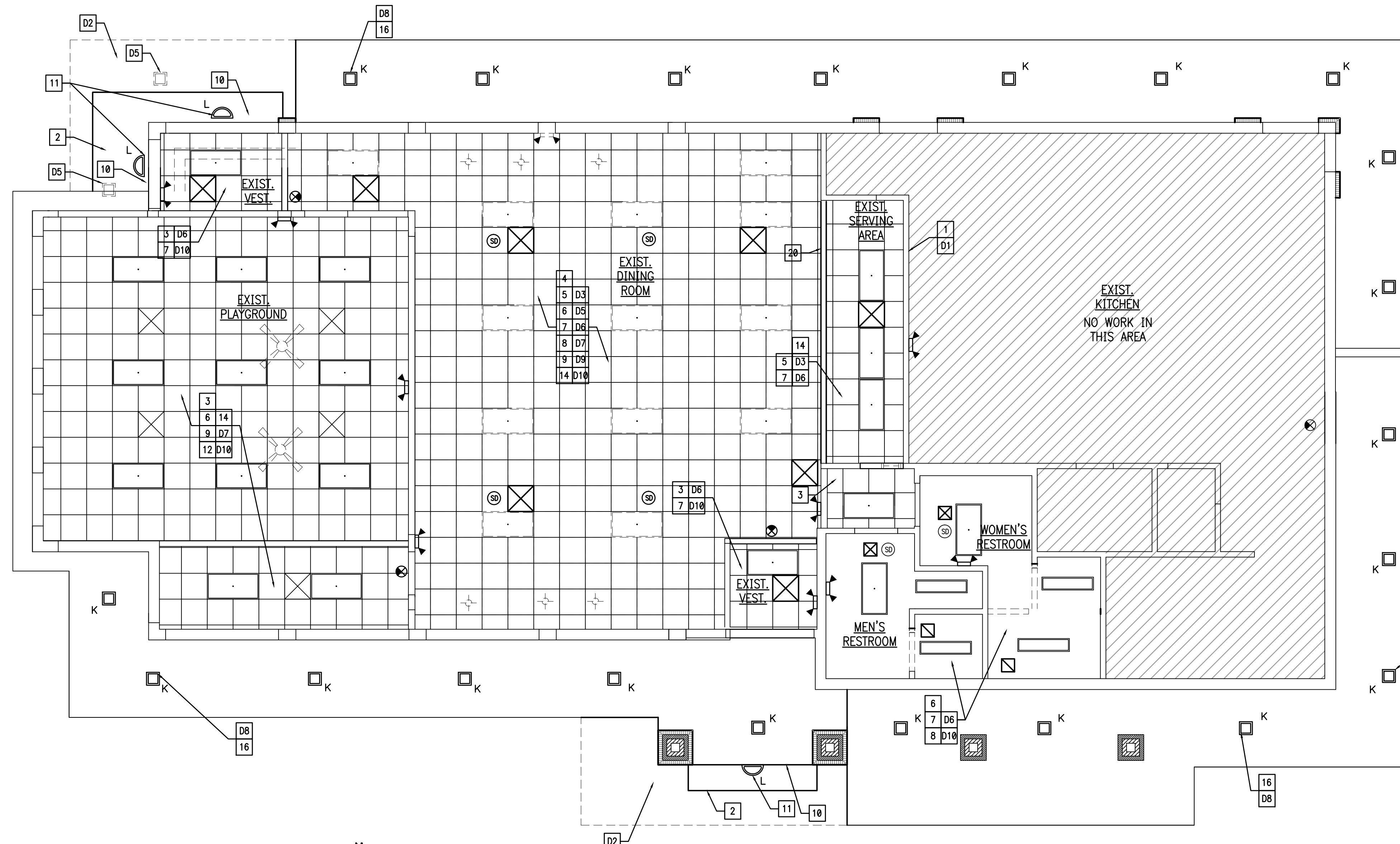
NOTE:  
GRIDPOINT ENERGY MANAGEMENT SYSTEM IS IN THIS RESTAURANT. GIVE CAUTION TO SENSOR/THERMOSTATS.

### LEGEND

| SYMBOL | DESCRIPTION                |
|--------|----------------------------|
|        | SUPPLY AIR DIFFUSERS       |
|        | RETURN AIR GRILLES         |
|        | EXHAUST FAN GRILLES        |
|        | CEILING GRID & TILE: 2'x2' |
|        | CEILING GRID & TILE: 2'x4' |
|        | NEW GYPSUM BD. CEILING     |

### KEYED NOTES

1. EXISTING MENU BOARD WALL. FINISH PER DECOR SCHEDULE. RE-INSTALL MENU BOARD WITH ANGLE BRACKET. -BY OWNER
2. PREFABRICATED METAL CANOPY TYPICAL. COORDINATE WITH CANOPY VENDOR FOR WALL BLOCKING REQUIREMENTS.
3. EXISTING SUSPENDED CEILING GRID TO REMAIN. REPAIR GRID AS REQUIRED, LEVEL, CLEAN. REINSTALL EXISTING CEILING TILE, AND REUSE OLD CEILING TILE FROM DINING ROOM TO PATCH.
4. NEWCEILING GRID, NEW CEILING TILE, SEE NOTE 5.
5. NEW SUSPENDED ACOUSTICAL CEILING TILE, USG 24 X 24 X 3/4 RADAR CLIMA PLUS CEILING PANEL, FL EDGE, COLOR WHITE.
6. REPLACE SPEAKERS AS REQUIRED. FINISHES TO MATCH CEILING - INSTALL IN THE SAME LOCATION. - SUPPLIED AND INSTALLED BY OWNER.
7. NEW SUPPLY / RETURN DIFFUSERS (COLOR: WHITE) -FURNISHED AND INSTALLED BY OWNER.
8. RE-LENSE, RE-LAMP, AND CLEAN EXISTING LIGHT FIXTURES.
9. PENDANT LIGHTS TO BE CENTERED OVER TABLES. COORDINATE WITH DECOR DRAWINGS AND SEATING PLAN. -SUPPLIED BY OWNER INSTALLED BY GC.
10. NEW ILLUMINATED BUILDING SIGN. SEE EXTERIOR ELEVATIONS.
11. NEW UNDER CANOPY LIGHT FIXTURE TO BE LOCATED SO THAT LIGHT SOURCE IS NOT VISIBLE. G.C. TO SUPPLY J-BOX AS INDICATED BY AWNING/CANOPY VENDOR. CONNECT NEW LIGHTS TO EXISTING CIRCUITS. VERIFY IN FIELD PROVIDED BY CANOPY MANUFACTURER.
12. CORIAN TO STAY, PAINT WOOD FRAMING.
13. SECURITY CAMERAS TO REMAIN. DO NOT REMOVE, DO NOT THROW OUT.
14. NOT USED
15. INSTALL SOFFIT LIGHTS, SEE LIGHTING SCHEDULE ON THIS SHEET.
16. INSTALL NEW EMERGENCY LIGHTING AND EXIT SIGNS. -SUPPLIED BY OWNER INSTALLED BY GC.
17. NOT USED
18. NOT USED
19. NEW SOFFIT OVER SERVICE COUNTER.
20. NOT USED



### DEMOLITION KEYED NOTES

- D1. REMOVE EXISTING ELECTRONIC INTERIOR MENU BOARD AND STORE FOR RE-INSTALLATION ONCE THE REMODEL IS COMPLETED. -BY OWNER
- D2. REMOVE EXISTING ROOF AND PARAPET WHERE SHOWN. REFER TO ROOF PLAN AND SECTIONS FOR MORE INFORMATION ON THE EXTENT OF THE DEMOLITION. REMOVE SOFFIT LIGHTS AND RELATED WIRING BACK TO SOURCE, LOCATED IN THE ROOF THAT WILL BE DEMOLISHED.
- D3. REMOVE EXISTING CEILING TILES.
- D4. REMOVE EXISTING LIGHTS LEAVE ELECTRICAL CONNECTIONS FOR USE WITH NEW LIGHT FIXTURES.
- D5. REMOVE EXISTING DIFFUSERS, SEE PLAN FOR LOCATION OF NEW DIFFUSERS.
- D6. REMOVE EXISTING SPEAKERS, SEE PLAN FOR LOCATION OF NEW SPEAKERS. -BY OWNER
- D7. REMOVE EXISTING SOFFIT LIGHTS. LEAVE ELECTRICAL CONNECTIONS FOR USE WITH NEW LIGHT FIXTURES. SEE PLAN FOR LOCATION OF NEW SOFFIT LIGHT FIXTURE.
- D8. GC TO REMOVE EXISTING SECURITY CAMERAS, COORDINATE REINSTALLATION WITH OWNER.
- D9. REMOVE EXISTING EMERGENCY LIGHTING AND EXIT SIGNS, REPLACE ALL FIXTURES WITH NEW IN CURRENT LOCATION, UNLESS NOTED OTHERWISE. TO INCLUDE REAR DELIVERY DOOR SIGN.

REFLECTED CEILING PLAN  
SCALE: 3/16" = 1'-0"

**INTERPLAN**  
ARCHITECTURE  
ENGINEERING  
INTERIOR DESIGN  
PROJECT MANAGEMENT

604 COURTLAND STREET  
SUITE 100  
ORLANDO, FLORIDA 32804  
PH 407.646.5008  
FX 407.629.9124

SEAL:

01.04.15 ISSUE FOR PERMIT  
01.04.15 ISSUE FOR BID  
NO DATE REMARKS

RESTAURANT FOR:  
**TOMS King**  
335 COMMERCE DRIVE  
CRYSTAL LAKE, IL 60014  
815-444-2008  
**BURGER KING CORPORATION**

**BURGER KING REMODEL**

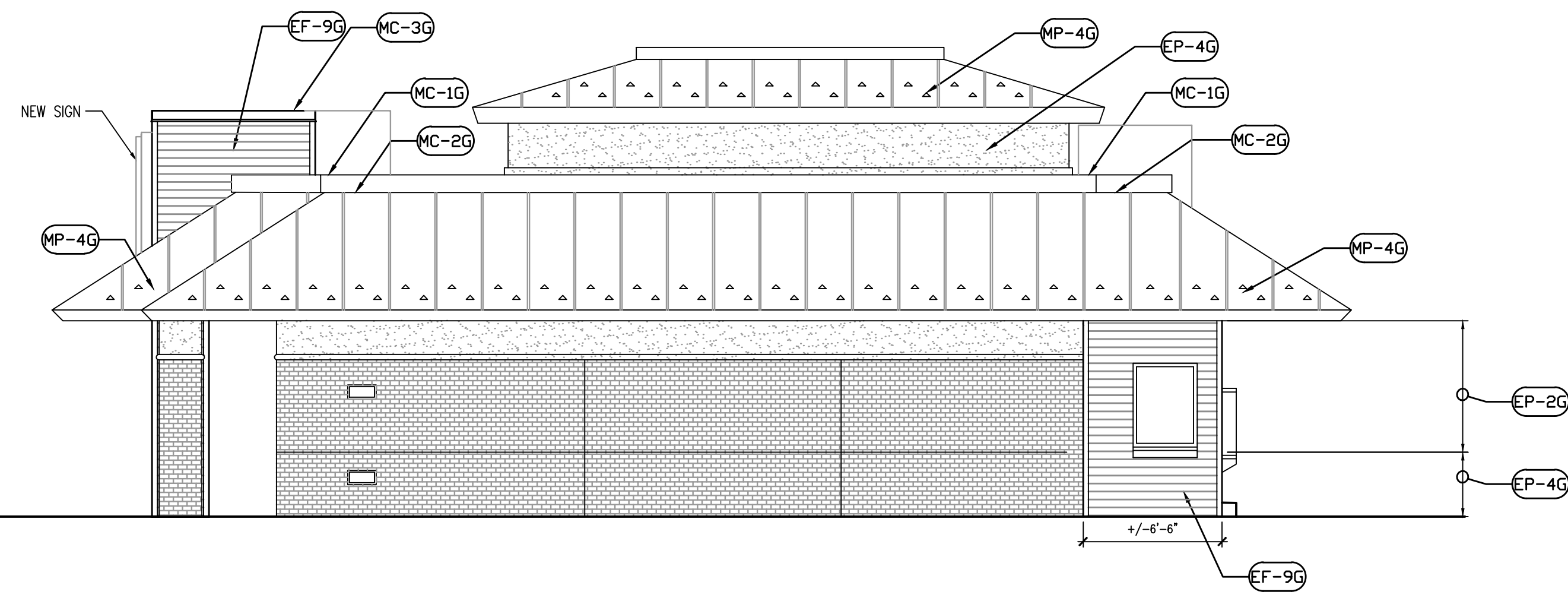
BK10814  
5725 HEASLEY ROAD  
MENTOR, OH 44060

PROJECT NO: 2015.0348  
DATE: 01.04.15

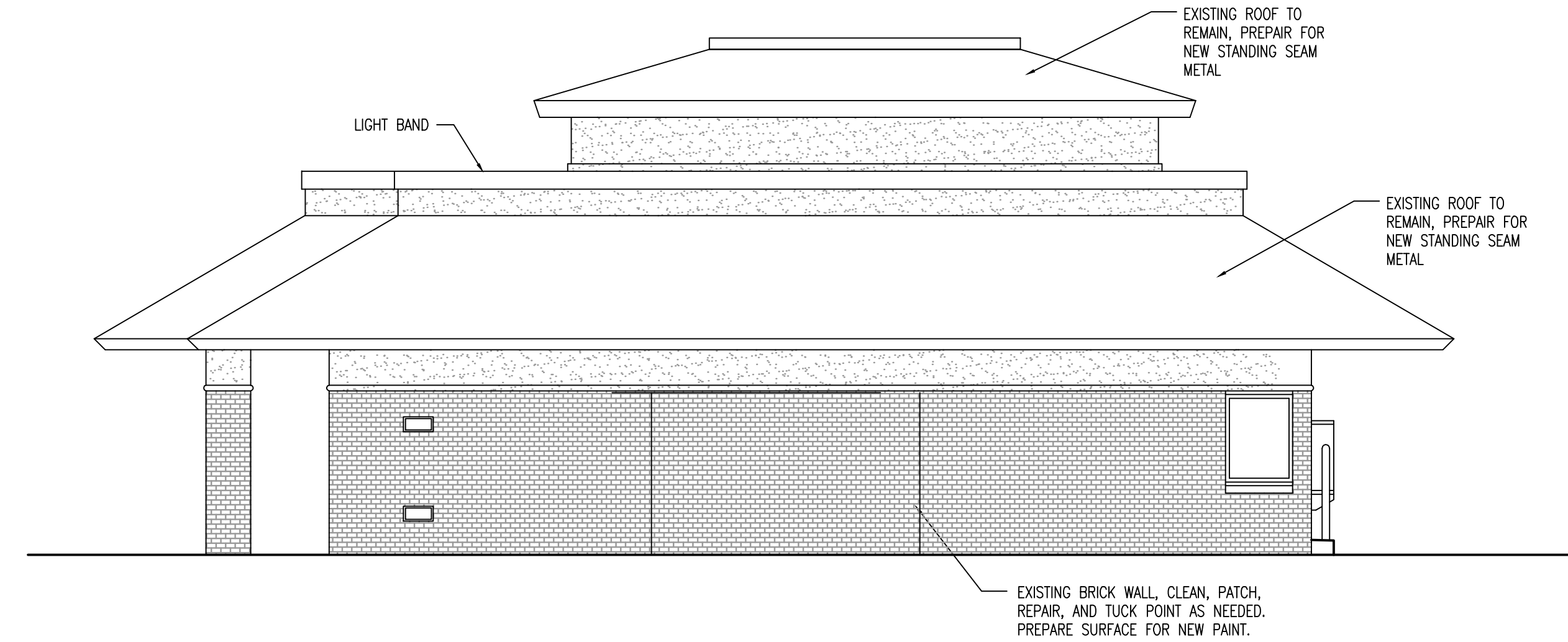
**A1.1**  
CEILING PLAN

CHECKED: JN DRAWN: HP

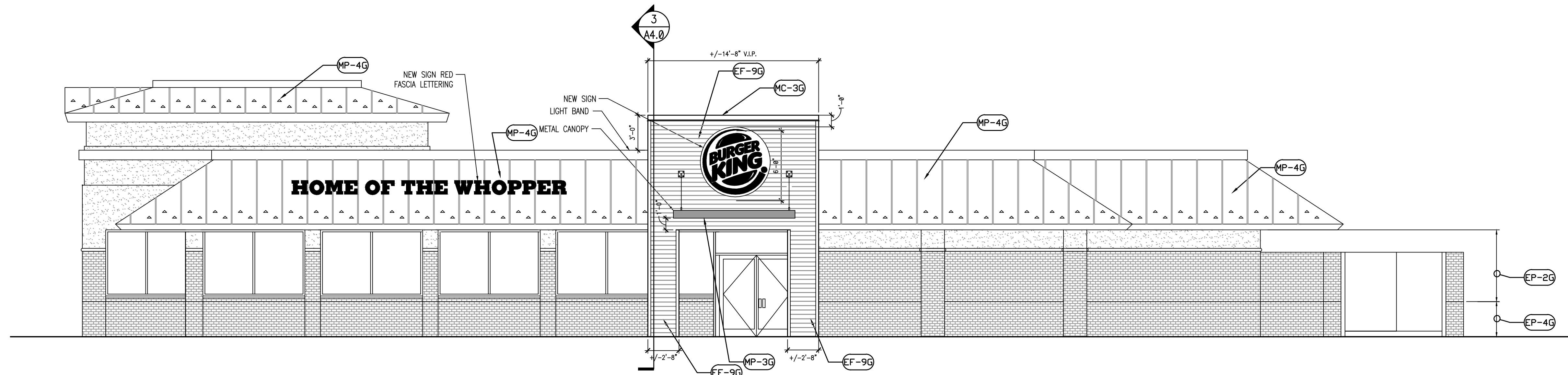




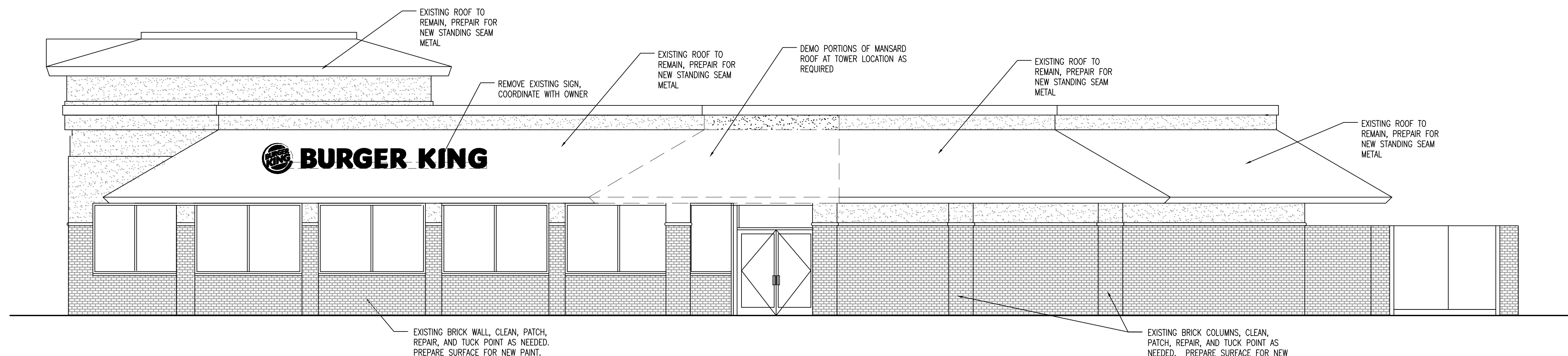
1 PROPOSED EAST ELEVATION 3/16"=1'-0"



1 EXISTING EAST ELEVATION 3/16"=1'-0"



2 PROPOSED SOUTH ELEVATION 3/16"=1'-0"



2 EXISTING SOUTH ELEVATION 3/16"=1'-0"

**GENERAL NOTES**

- BUILDING SIGNAGE BY OTHERS UNDER SEPARATE PERMIT.
- PREFABRICATED METAL CANOPY UNDER SEPARATE PERMIT
- G.C. TO PROVIDE POWER TO ALL BUILDING SIGNAGE.
- REFER TO WALL SECTIONS FOR FRAMING OF NEW WALLS.
- REFER TO FINISH SCHEDULE SHEET A8.0
- REMOVE ROOF LIGHT FIXTURES

**LEGEND:** (SEE SHEET A8.0 FOR FINISHES)

- EB-B** BRICK SURFACE
- ECT-H** EXTERIOR HARDI BOARD FINISH
- EF-B** STUCCO OR SIDING WALL SURFACE
- EP-B** PAINT FINISH
- MC-B** METAL COPING
- MP-B** METAL TRIM/PANEL
- S-#** SIGNAGE BY SEPARATE VENDOR

01.04.15 ISSUE FOR PERMIT  
01.04.15 ISSUE FOR BID  
NO DATE REMARKS

REVISIONS

RESTAURANT FOR:  
**TOM'S King**  
335 COMMERCE DRIVE  
CRYSTAL LAKE, IL 60014  
815-444-2008  
**BURGER KING CORPORATION**

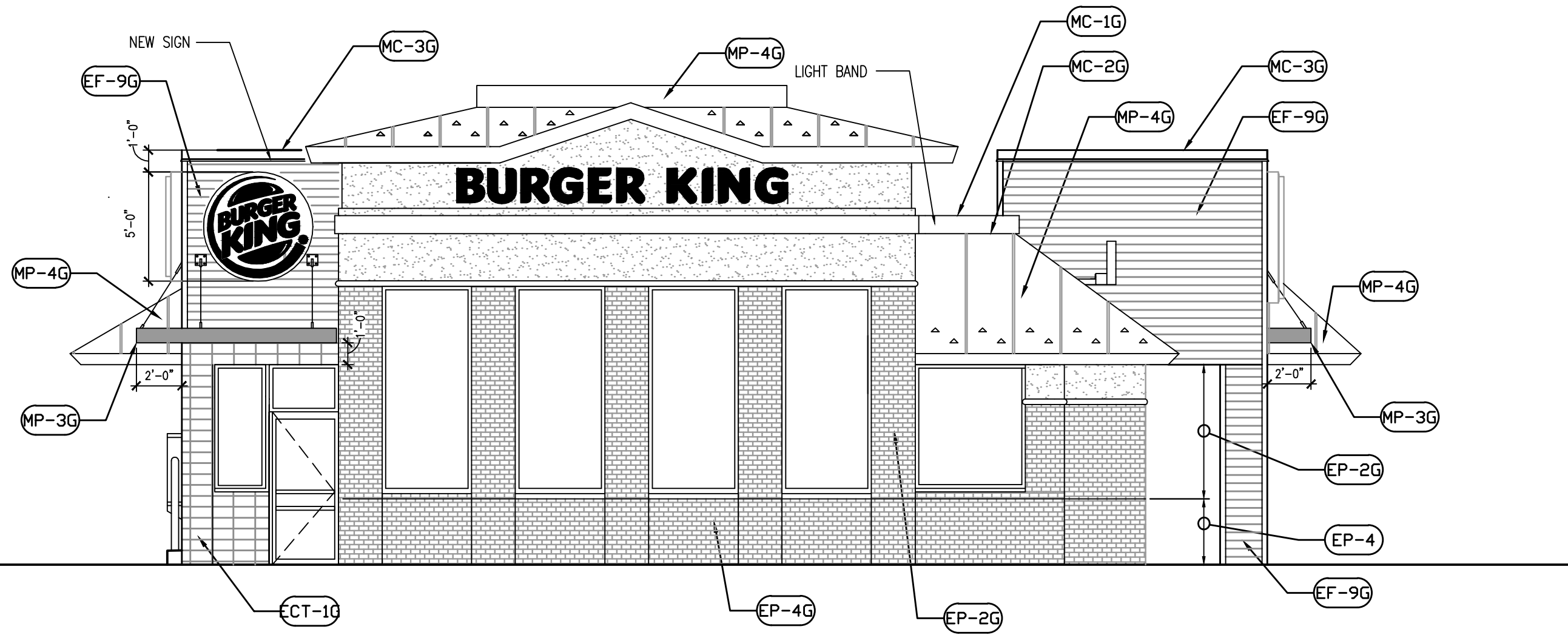
**BURGER KING REMODEL**

BK10814  
5725 HEASLEY ROAD  
MENTOR, OH 44060

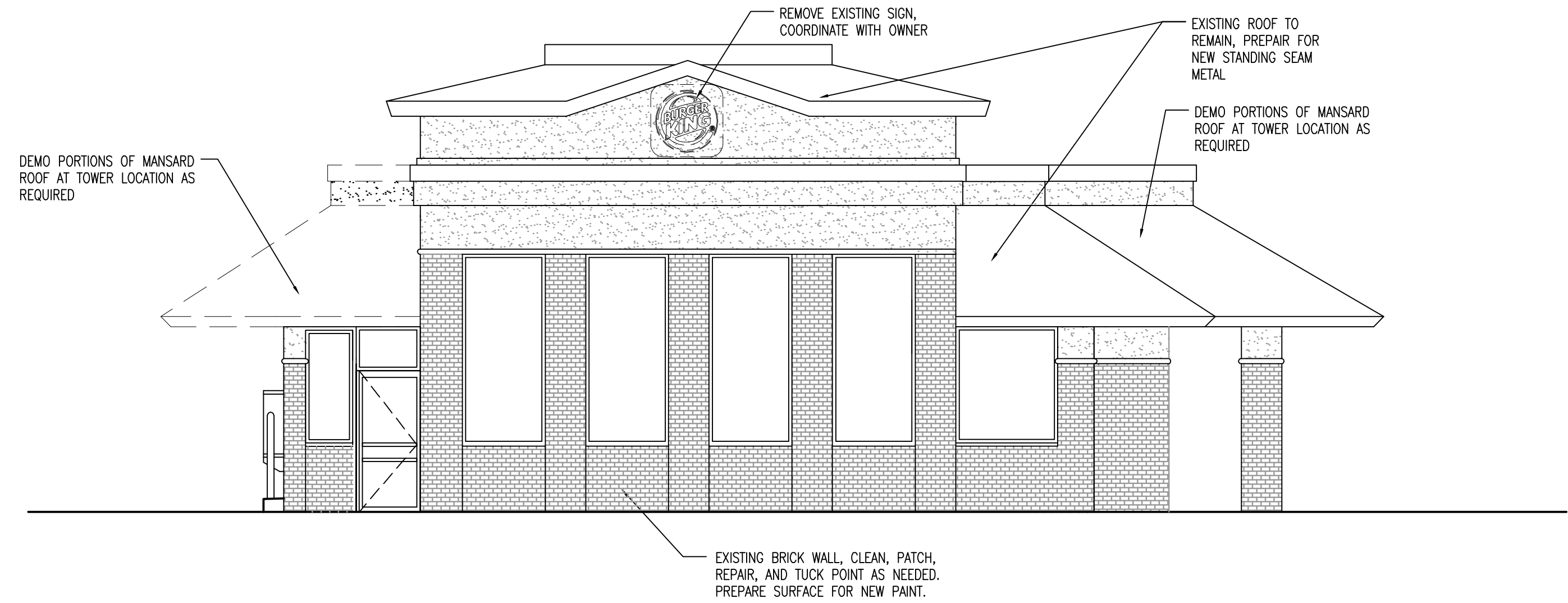
PROJECT NO: 2015.0348  
DATE: 01.04.15

**A2.0**  
EXTERIOR ELEVATIONS

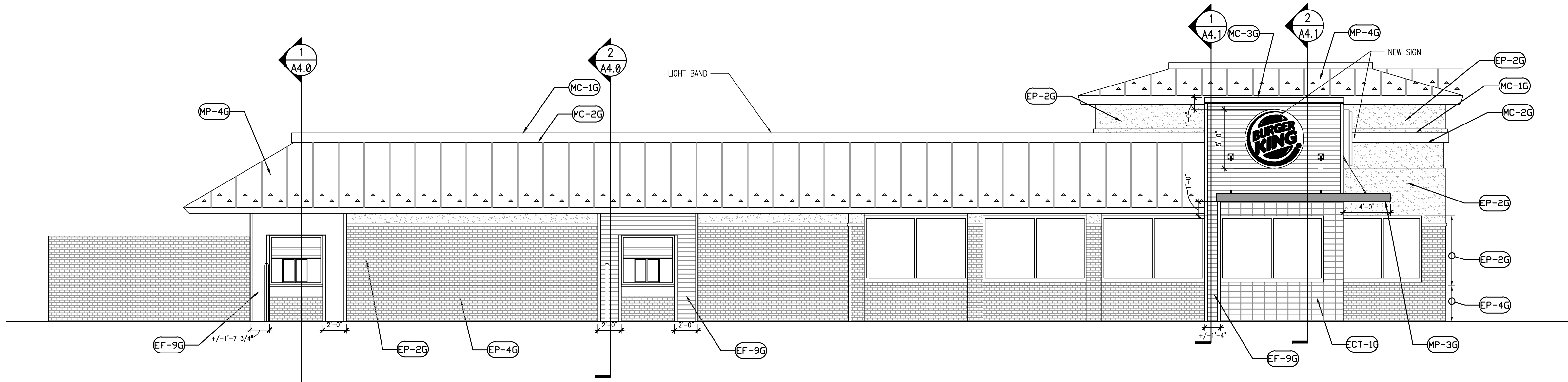
CHECKED: JN DRAWN: HP



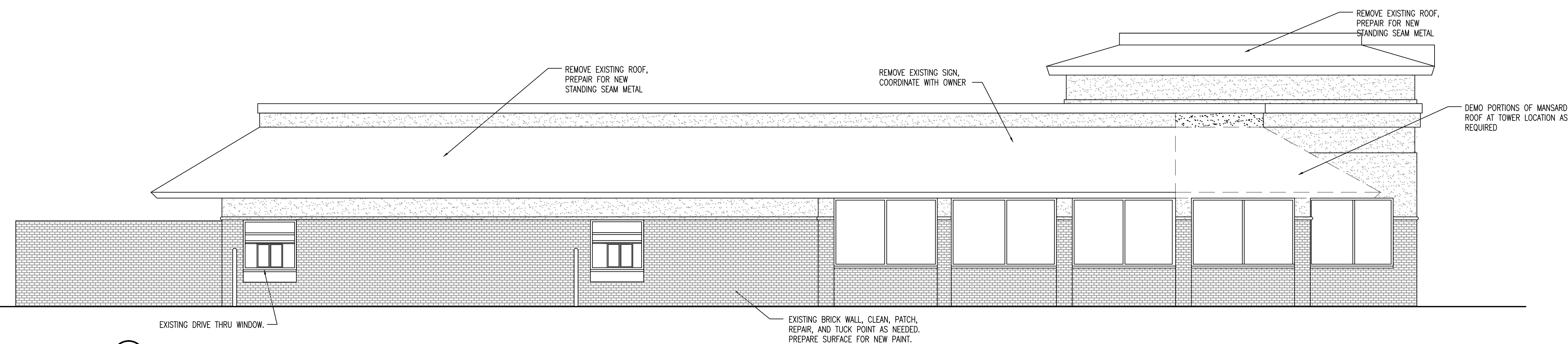
3 PROPOSED WEST ELEVATION 3/16"=1'-0"



3 EXISTING WEST ELEVATION 3/16"=1'-0"



4 PROPOSED NORTH ELEVATION 3/16"=1'-0"



4 EXISTING NORTH ELEVATION 3/16"=1'-0"

**GENERAL NOTES**

- BUILDING SIGNAGE BY OTHERS UNDER SEPARATE PERMIT.
- PREFABRICATED METAL CANOPY UNDER SEPARATE PERMIT
- G.C. TO PROVIDE POWER TO ALL BUILDING SIGNAGE.
- REFER TO WALL SECTIONS FOR FRAMING OF NEW WALLS.
- REFER TO FINISH SCHEDULE SHEET A8.0
- REMOVE ROOF LIGHT FIXTURES

**LEGEND:** (SEE SHEET A8.0 FOR FINISHES)

- (EB-#)** BRICK SURFACE
- (ECT-#)** EXTERIOR HARDI BOARD FINISH
- (EF-#)** STUCCO OR SIDING WALL SURFACE
- (EP-#)** PAINT FINISH
- (MC-#)** METAL COPING
- (MP-#)** METAL TRIM/PANEL
- (S-#)** SIGNAGE BY SEPARATE VENDOR

01.04.15 ISSUE FOR PERMIT  
01.04.15 ISSUE FOR BID  
NO DATE REMARKS

REVISIONS

**RESTAURANT FOR:**  
**TOM'S King**  
335 COMMERCE DRIVE  
CRYSTAL LAKE, IL 60014  
815-444-2008  
**BURGER KING CORPORATION**

**BURGER KING REMODEL**  
BK10814  
5725 HEASLEY ROAD  
MENTOR, OH 44060

PROJECT NO: 2015.0348  
DATE: 01.04.15

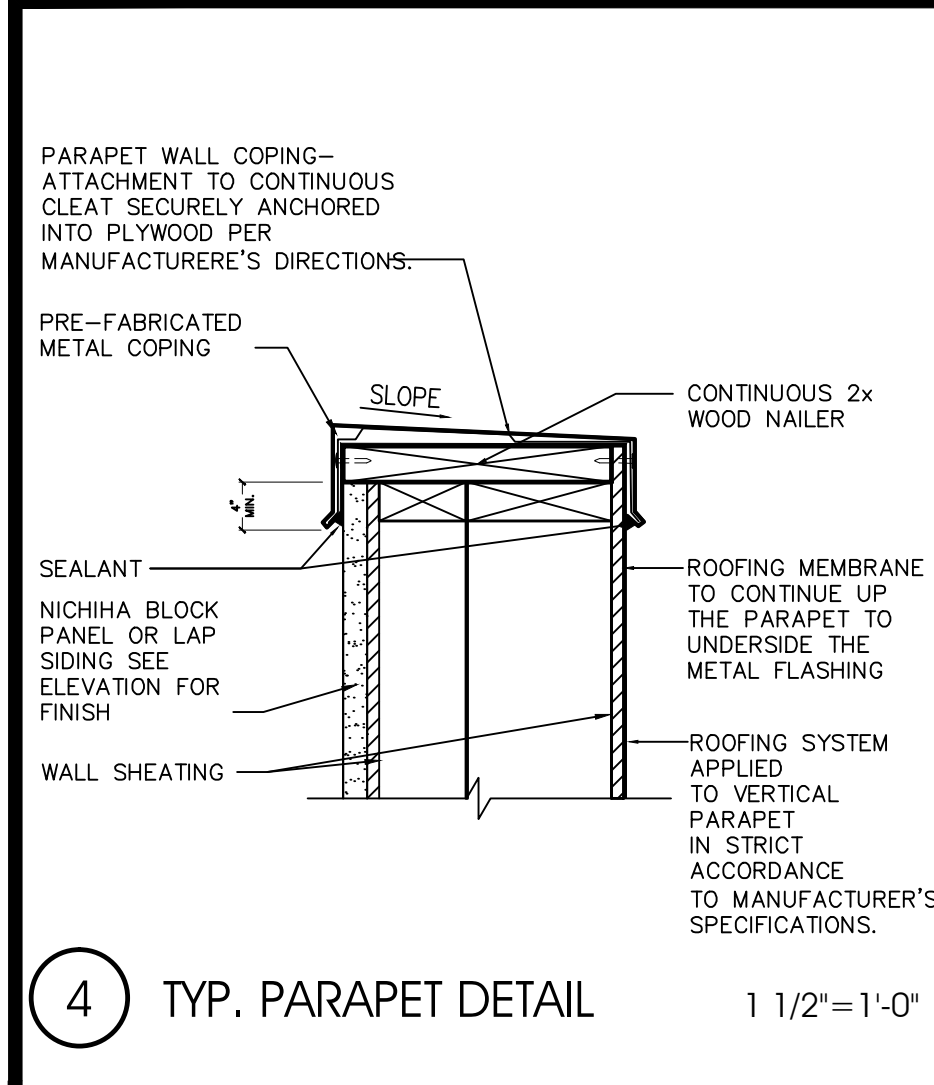
**A2.1**  
EXTERIOR ELEVATIONS

CHECKED: JN DRAWN: HP

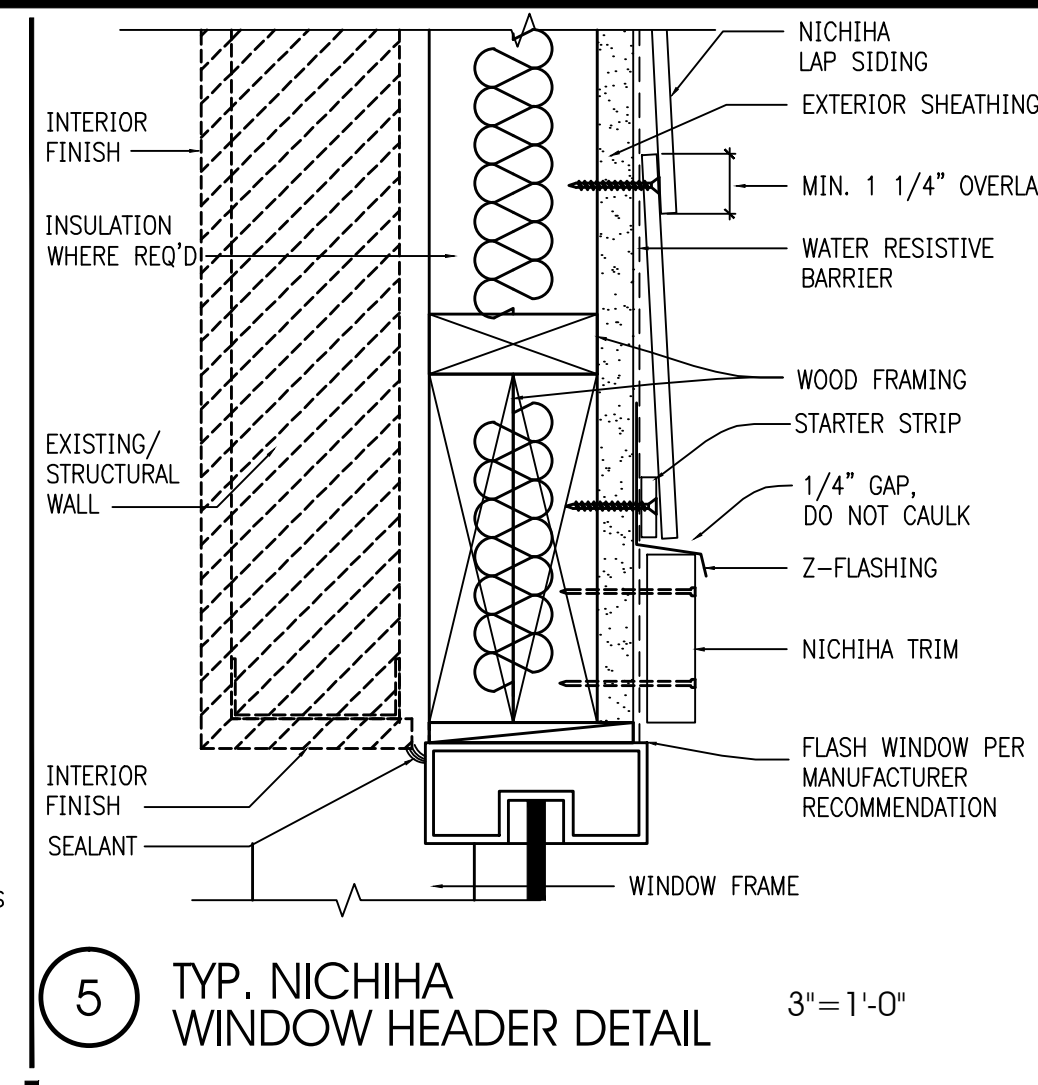
INTERPLAN LLC. RESERVES COPYRIGHT & OTHER RIGHTS RESTRICTING THESE DOCUMENTS TO THE ORIGINAL SITE OR PURPOSE FOR WHICH THEY WERE PREPARED. REPRODUCTIONS, CHANGES OR ASSIGNMENTS ARE PROHIBITED. COPYRIGHT © 2015



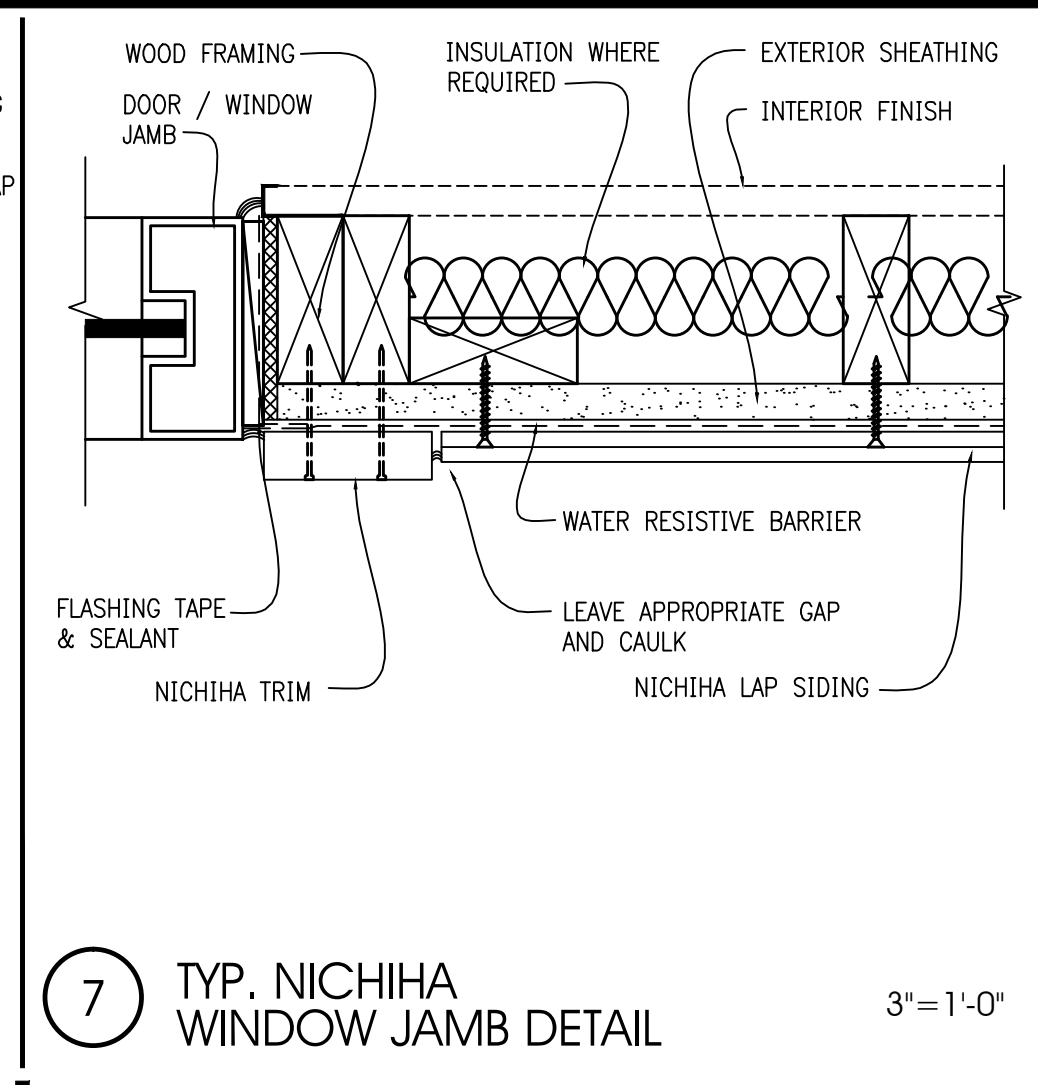




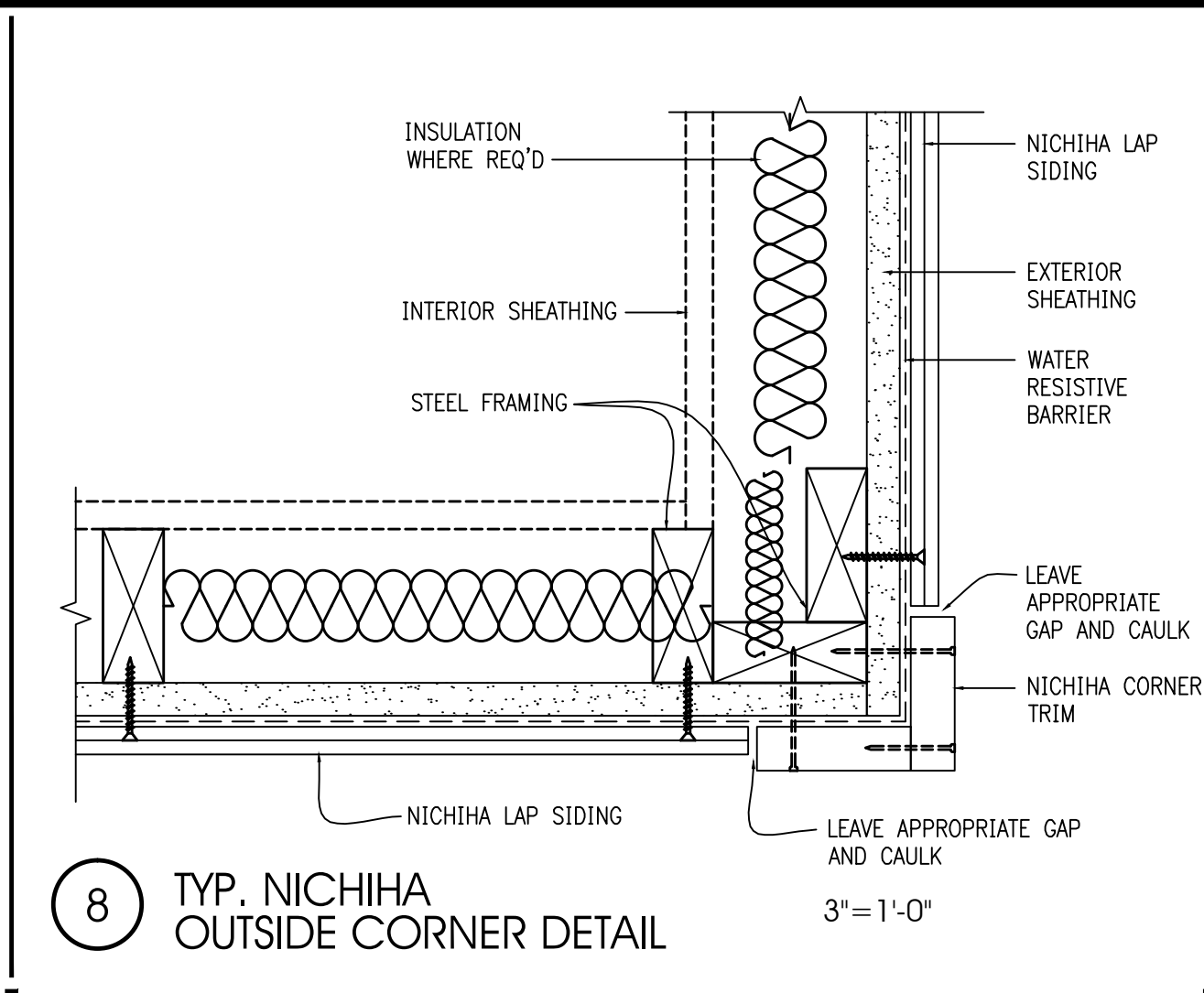
4 TYP. PARAPET DETAIL 1 1/2"=1'-0"



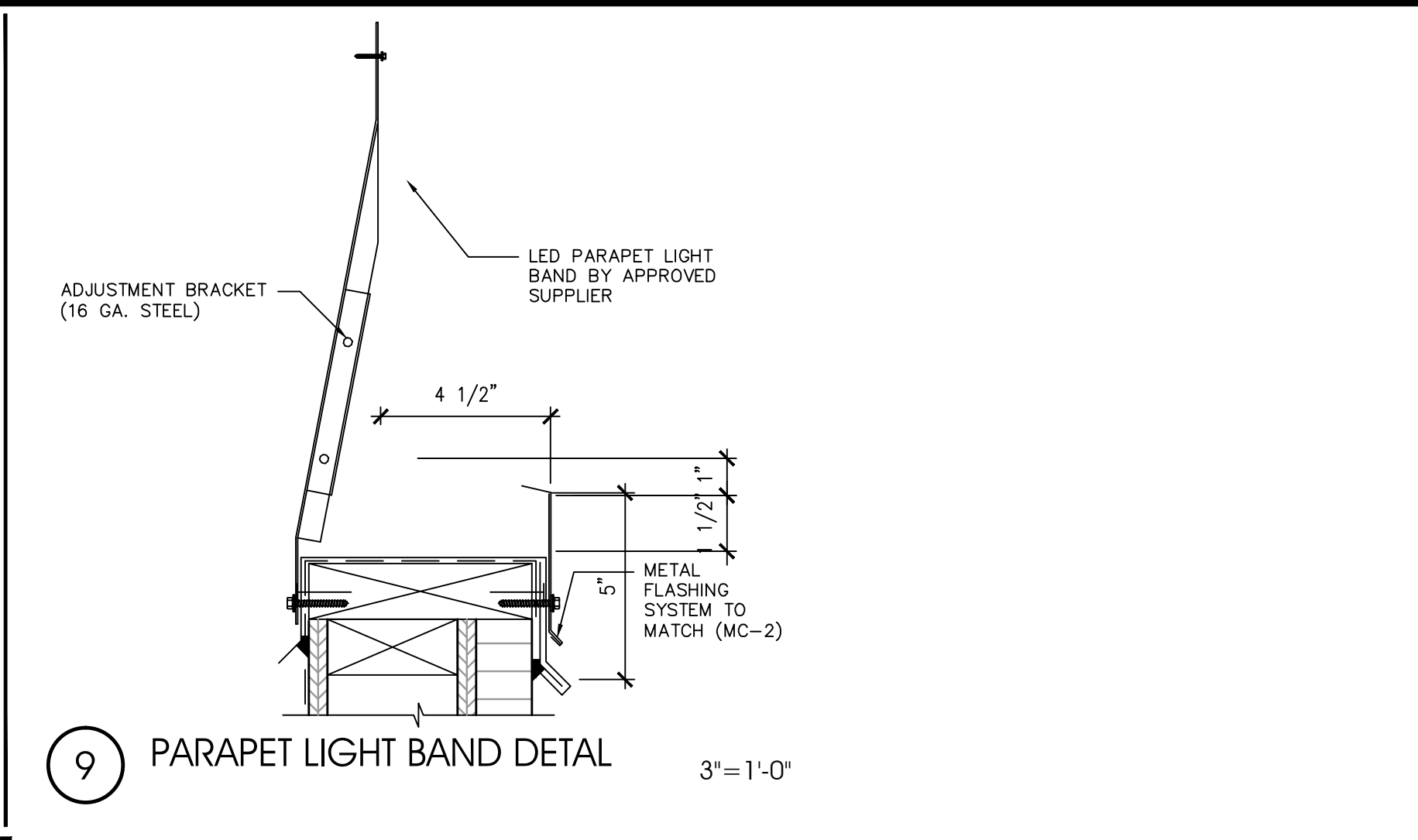
5 TYP. NICHIBA WINDOW HEADER DETAIL 3"=1'-0"



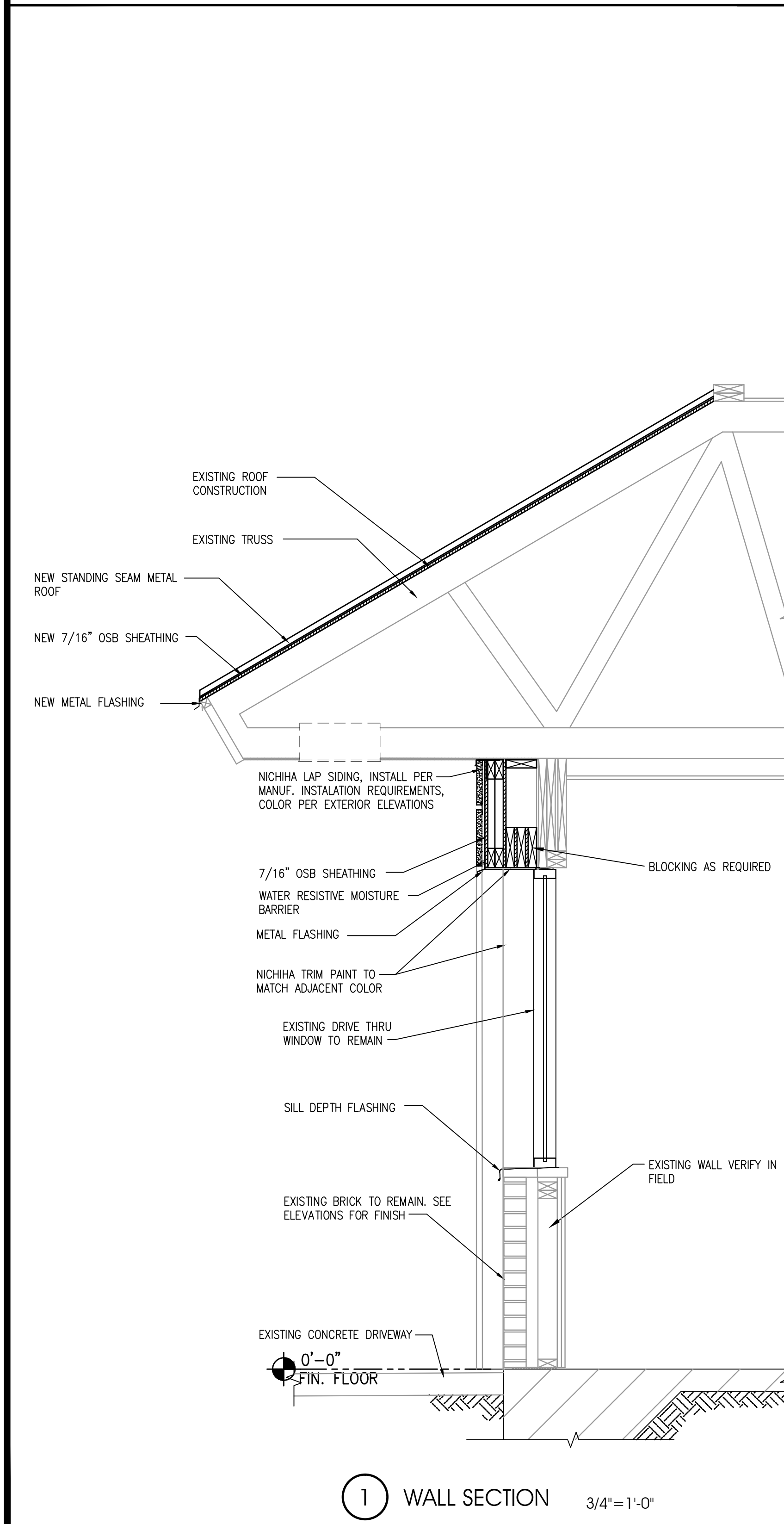
7 TYP. NICHIBA WINDOW JAMB DETAIL 3"=1'-0"



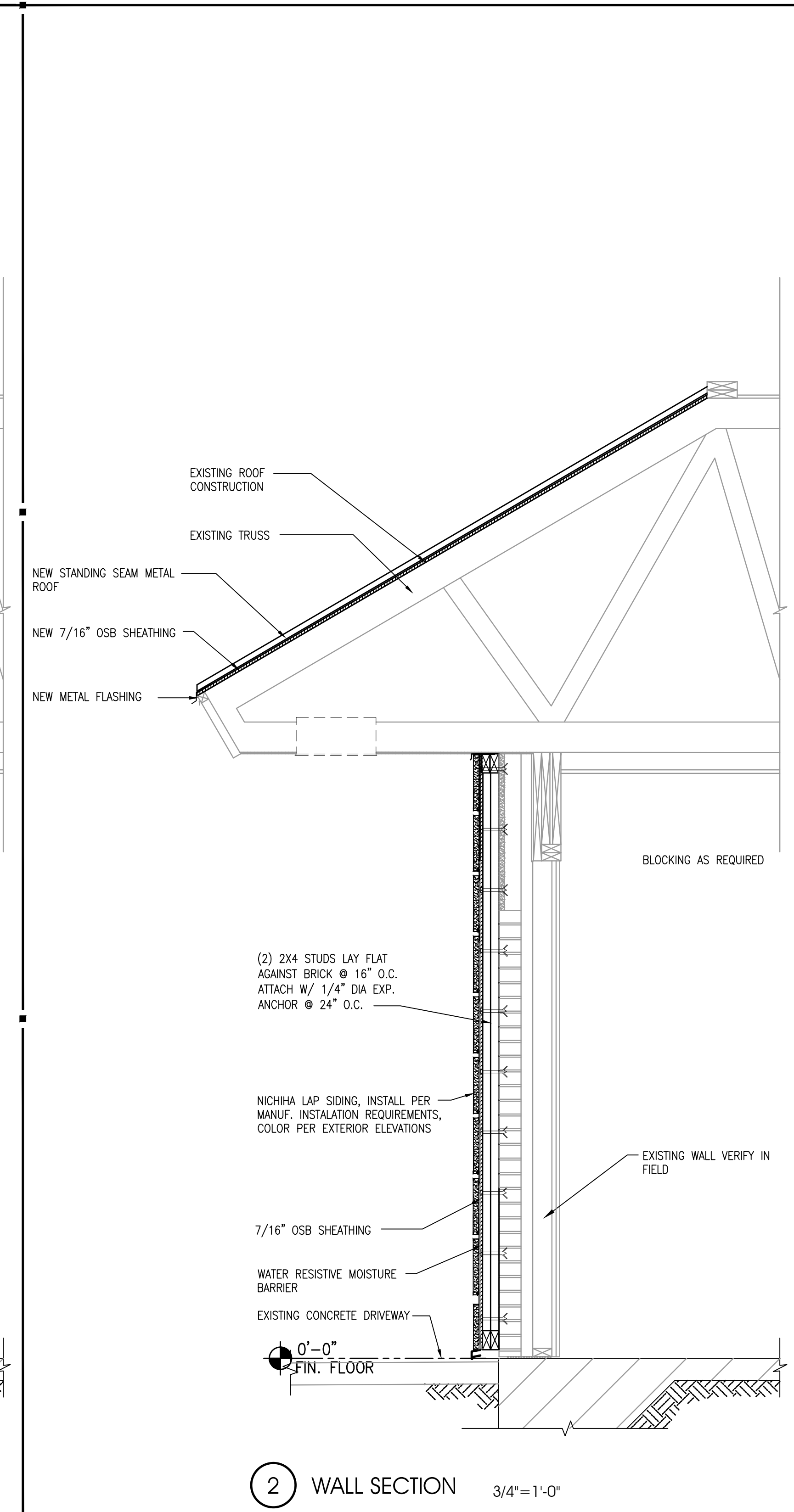
8 TYP. NICHIBA OUTSIDE CORNER DETAIL 3"=1'-0"



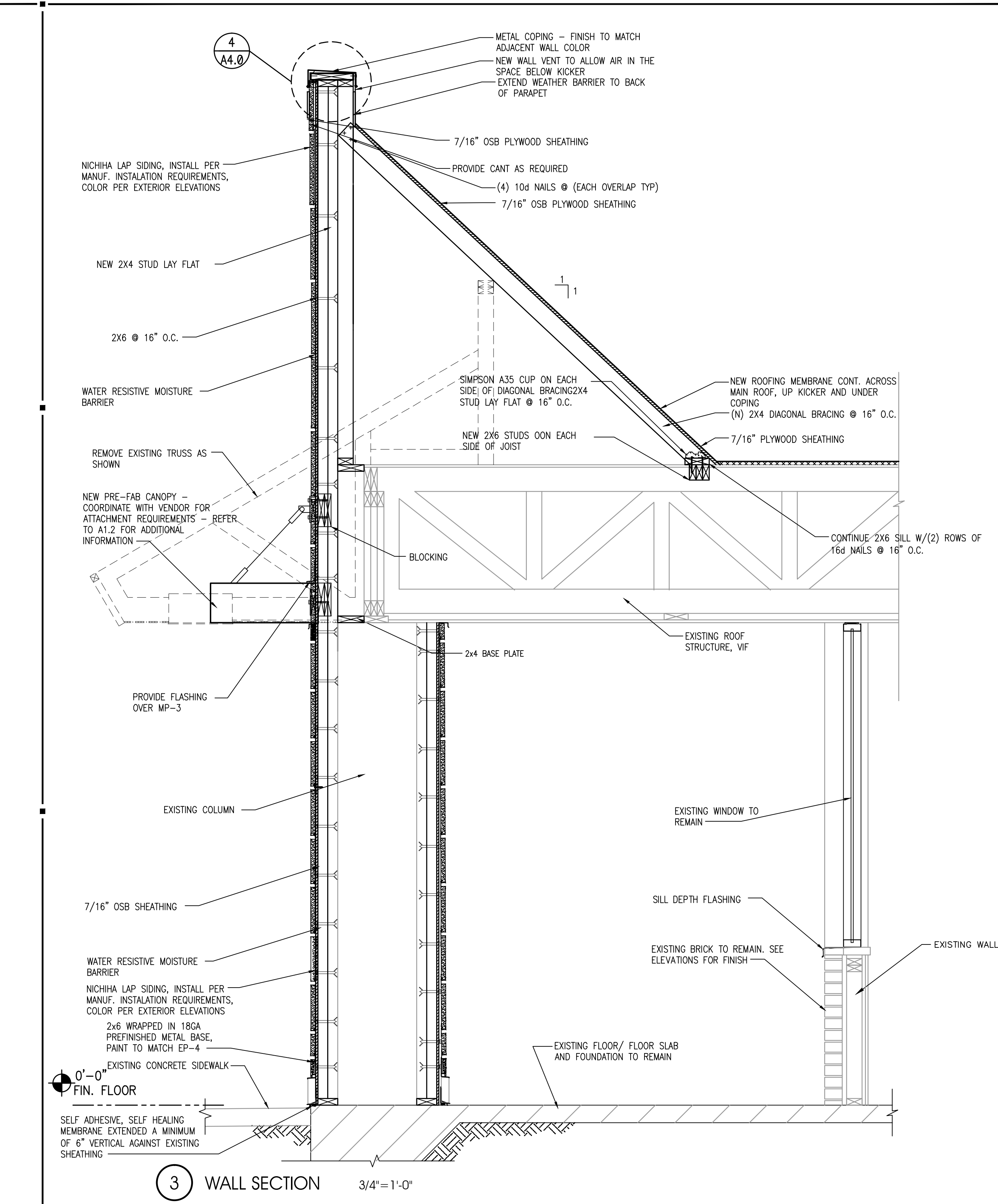
9 PARAPET LIGHT BAND DETAIL 3"=1'-0"



1 WALL SECTION 3/4"=1'-0"



2 WALL SECTION 3/4"=1'-0"



3 WALL SECTION 3/4"=1'-0"

01.04.15 ISSUE FOR PERMIT  
01.04.15 ISSUE FOR BID  
NO DATE REMARKS

REVISIONS

**RESTAURANT FOR:**  
**TOM'S King**  
335 COMMERCE DRIVE  
CRYSTAL LAKE, IL 60014  
815-444-2008  
**BURGER KING CORPORATION**

**BURGER KING REMODEL**  
BK10814  
5725 HEASLEY ROAD  
MENTOR, OH 44060

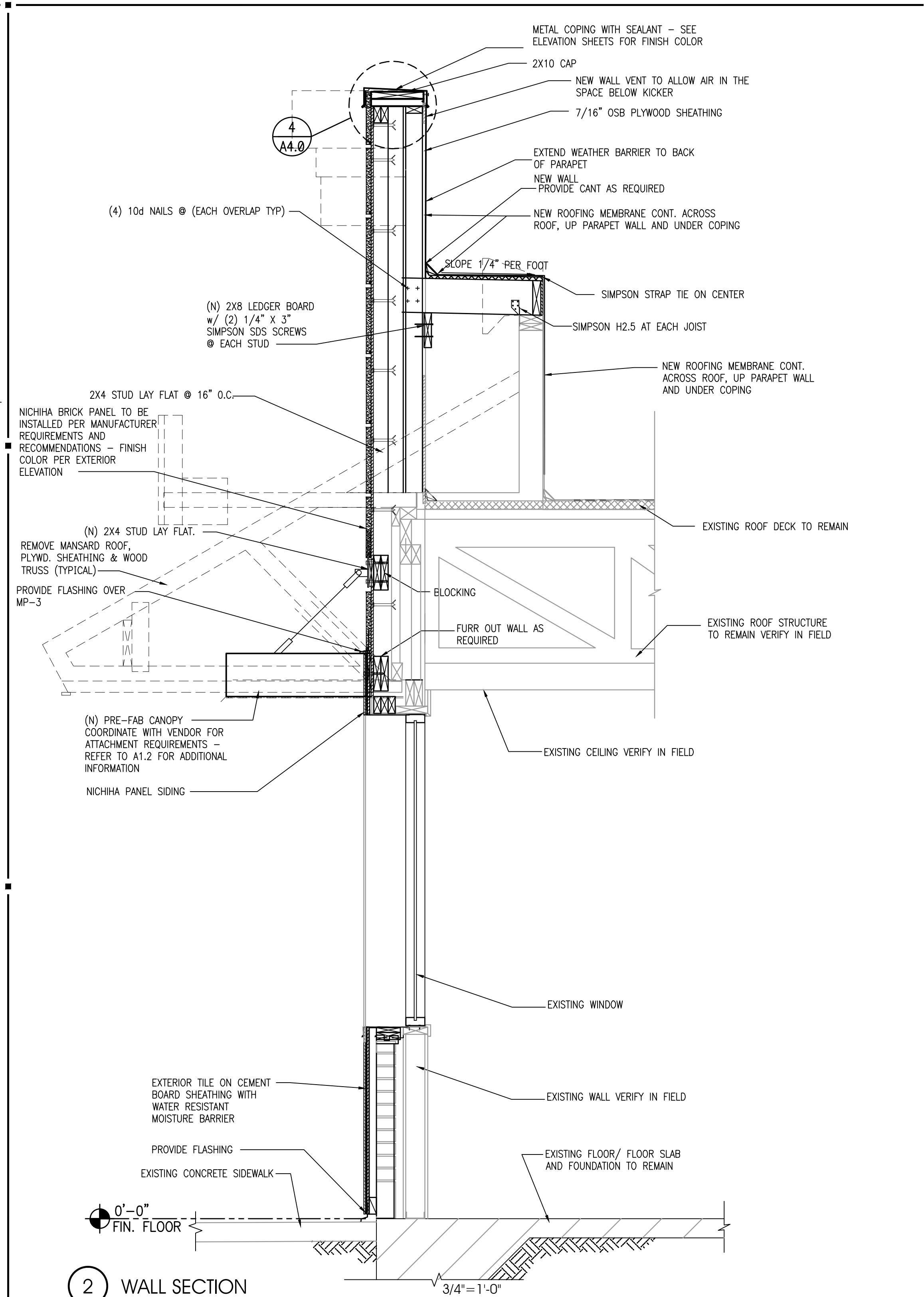
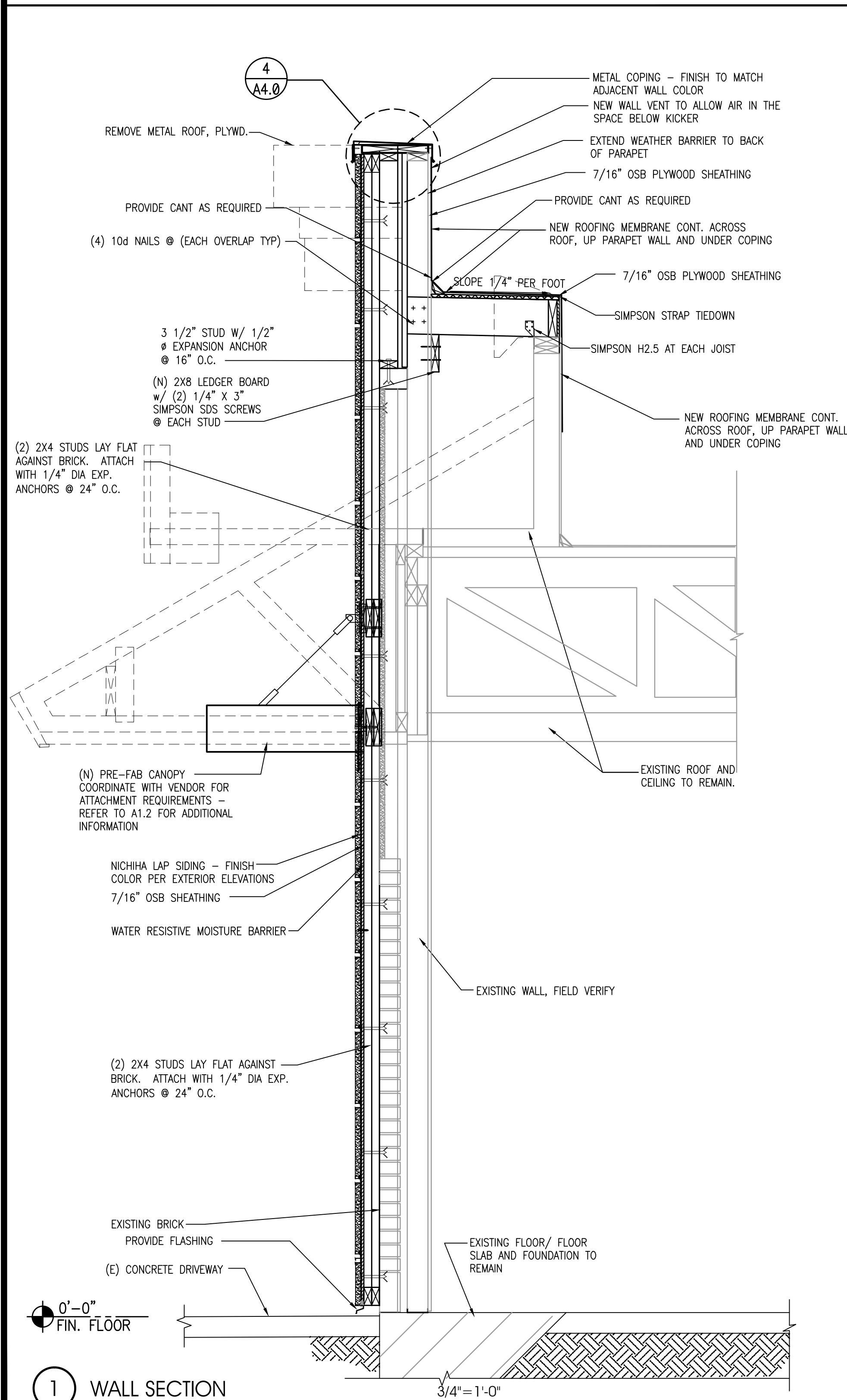
PROJECT NO: 2015.0348  
DATE: 01.04.15

**A4.0**  
WALL SECTIONS

CHECKED: JN DRAWN: HP

INTERPLAN LLC. RESERVES COPYRIGHT & OTHER RIGHTS RESTRICTING THESE DOCUMENTS TO THE ORIGINAL SITE OR PURPOSE FOR WHICH THEY WERE PREPARED. REPRODUCTIONS, CHANGES OR ASSIGNMENTS ARE PROHIBITED. COPYRIGHT © 2015

SEAL:



| NO.      | DATE | REVISIONS        |
|----------|------|------------------|
| 01.04.15 |      | ISSUE FOR PERMIT |
| 01.04.15 |      | ISSUE FOR BID    |
|          |      | REMARKS          |

**RESTAURANT FOR:**  
**TOMS King**  
335 COMMERCE DRIVE  
CRYSTAL LAKE, IL 60014  
**BURGER KING CORPORATION**

**BURGER KING REMODEL**  
BK10814  
5725 HEASLEY ROAD  
MENTOR, OH 44060

PROJECT NO: 2015.0348  
DATE: 01.04.15

**A4.1**  
WALL SECTIONS

CHECKED: JN DRAWN: HP

COPYRIGHT © 2015 INTERPLAN LLC. RESERVES COPYRIGHT & OTHER RIGHTS RESTRICTING THESE DOCUMENTS TO THE ORIGINAL SITE OR PURPOSE FOR WHICH THEY WERE PREPARED. REPRODUCTIONS, CHANGES OR ASSIGNMENTS ARE PROHIBITED.

SEAL:

**DOOR**  
OPENING: 4'-0"x7'-0"x1 3/4" MD x MF  
MATERIAL: HOLLOW METAL  
FINISH: PAINT - REFER TO SHEET A-2

**FRAME**  
MATERIAL: HOLLOW METAL  
FINISH: PAINT - REFER TO SHEET A-2

**HARDWARE**  
DOOR TO RECEIVE:  
REINF. PIVOT: 1 EACH HAGER 253 x 20 x HAND REQUIRED  
HINGES: 4 EACH HAGER: BB1168 4 1/2" x 4 1/2" x USP x NRP  
EXIT DEVICE: 1 EACH VON DUPRIN 22EO x 689 (DOOR #3)  
CLOSER: 1 EACH LCN 4115 H-CUSH x TB x 689  
VIEWER: 1 EACH ROCKWOOD 622 x 626  
KICKPLATES: 1 EACH HAGER 193S 10"x2" LDW 628 (INSTALL W/FLAT HEAD PHILLIPS HEAD SCREWS)  
THRESHOLD: 1 EACH NATIONAL GUARD 325 x 48" x AL  
DOOR SWEEP: 1 EACH NATIONAL GUARD 200NA x 48"  
WEATHERSTRIP: 1 SET NATIONAL GUARD 160SA 1048", 2084"  
DOOR 4: MATCH LOCKSET/TRIM OF DOOR #4

**DOOR**  
SCALE: 1/4" = 1'-0"  
1 DOOR SPECIFICATIONS

**DOOR FRAME**  
SCALE: 1/4" = 1'-0"  
AS NOTED

**DOOR**  
OPENING: 3'-0"x6'-8"x1 3/4" MD x MF  
MATERIAL: SOLID CORE HPL  
FINISH: REFERENCE ID SHEETS

**FRAME**  
MATERIAL: ALUMINUM  
FINISH: REFERENCE ID SHEETS

**REMARKS**  
SIGN PACKAGE: 1 "GENTLEMEN" AND CORRESPONDING SIGNAGE IN GRADE TWO BRAILLE PER ADA REQUIREMENTS. SIGNS FURNISHED BY DECOR SUPPLIER. SIGNS INSTALLED BY GENERAL CONTRACTOR PER ADA REQUIREMENTS.  
AS AN OPTION IN LIEU OF SOLID CORE DOORS AND HOLLOW METAL FRAMES, PROVIDE MARLITE HPL DOORS WITH ALUMINUM FRAMES (REF. ID SHEETS FOR COLOR)  
\*\*DELETE IF MULTIPLE OCCUPANCY RESTROOM  
\*\*OPTIONAL SANITGRASP #SG-101

**DOOR**  
SCALE: 1/4" = 1'-0"

**DOOR FRAME**  
SCALE: 1/4" = 1'-0"

**3 ACCESSIBLE THRESHOLD REQUIREMENTS** 1'-0"=1'-0"

**EXTERIOR** **INTERIOR**

**A HEAD DETAIL** SCALE: 3" = 1'-0"  
**D HEAD DETAIL** SCALE: 3" = 1'-0"

**B JAMB DETAIL** SCALE: 3" = 1'-0"  
**E JAMB DETAIL** SCALE: 3" = 1'-0"

**C THRESHOLD** SCALE: 3" = 1'-0"  
**F THRESHOLD** SCALE: 3" = 1'-0"

**3 HEAD, JAMB, AND THRESHOLD DETAILS** AS NOTED  
OR HEAD-JAMB-01

\*\*\*VERIFY ALL DIMENSIONS IN FIELD. \*\*\*PROVIDE ADA SILLS

| Specified Products and Approved Equals  |                |                      |                    |              |                |             |
|---|----------------|----------------------|--------------------|--------------|----------------|-------------|
| <b>Hinges - Provide features, functions, size, and finish as shown in hardware sets.</b>                    |                |                      |                    |              |                |             |
| Hager   | BB1279         | BB1168               | 253                |              |                |             |
| McKinney  | TA2714         | T4A3786              |                    |              |                |             |
| Bommer  | BB5000         | BB5004               |                    |              |                |             |
| <b>Locks - Provide features, functions, and finish as shown in hardware sets.</b>                           |                |                      |                    |              |                |             |
| Falcon - Deadlock   | D271           |                      | NO SUBSTITUTION    |              |                |             |
| Schlage   | AL53PD         | AL40S                |                    |              |                |             |
| Yale  | AU5307LN       | AU5302LN             |                    |              |                |             |
| Falcon  | B511D          | B301D                |                    |              |                |             |
| <b>Exit Device - Provide features, functions, and finish as shown in hardware sets.</b>                     |                |                      |                    |              |                |             |
| VonDuprin   | 22 EO          |                      |                    |              |                |             |
| Yale  | 2100 EO        |                      |                    |              |                |             |
| Sargent   | 3828 EO        |                      |                    |              |                |             |
| <b>Closers - Provide features, functions, and finish as shown in hardware sets.</b>                         |                |                      |                    |              |                |             |
| LCN   | 1461           | 4115 H-CUSH          |                    |              |                |             |
| Yale  | 3301           | 4425T / 4421T        |                    |              |                |             |
| Dorma   | 8616           | 8916 DST / 8956 DST  |                    |              |                |             |
| <b>Push/Pull, KP, Stops, Etc - Provide features, functions, size, and finish as shown in hardware sets.</b> |                |                      |                    |              |                |             |
| Hager   | Kickplt 193S   | Pull Plt H33E        | Push Plt. 30S      | Fl Stop 241F | Wall Stop 236W | Viewer 1756 |
| Rockwood  | K1050 B3E      | BF106 x 70C          | 70C                | 441CU        | 409            | 622         |
| Trimco  | KOO50          | 1017-3 x 2 1/2 Proj. | 1001-3             | 1211         | 1270WV         | 976U        |
| <b>Weatherstripping, Thresholds, Etc. - Provide features, size, and finish as shown in hardware sets.</b>   |                |                      |                    |              |                |             |
| National Guard  | Threshold 325A | Sweep 200NA          | Weatherstrip 160SA |              |                |             |
| Pemko   | 229A           | 315CN                | 303AS              |              |                |             |
| Zero  | 1675A          | 39A                  | 99A                |              |                |             |

01.04.15 ISSUE FOR PERMIT  
01.04.15 ISSUE FOR BID  
DATE REMARKS

REVISIONS

**RESTAURANT FOR:**  
**TOMS King**  
335 COMMERCE DRIVE  
CRYSTAL LAKE, IL 60014  
815-444-2008  
**BURGER KING CORPORATION**

**BURGER KING REMODEL**  
BK10814  
5725 HEASLEY ROAD  
MENTOR, OH 44060

PROJECT NO: 2015.0348  
DATE: 01.04.15

INTERPLAN LLC. RESERVES COPYRIGHT & OTHER RIGHTS RESTRICTING THESE DOCUMENTS TO THE ORIGINAL SITE OR PURPOSE FOR WHICH THEY WERE PREPARED. REPRODUCTIONS, REPRODUCTION, CHANGES OR ASSIGNMENTS ARE PROHIBITED. COPYRIGHT © 2016

SEAL:

| GARDEN GRILL EXTERIOR EXTERIOR MATERIALS & FINISH SCHEDULE |   |  |   |  |  |            |   |  |
|--|---|--|---|--|--|------------|---|--|
| 11/19/15   |   |  |   |  |  |            |   |  |
| CODE   | MATERIAL  | LOCATION                                       | MANUFACTURER  | DESCRIPTION  |  |            | ADDITIONAL INFORMATION  |  |
|  |   |  |   | PRODUCT  | COLOR  | DIMENSION  |   |  |
| EB-1G  | EXTERIOR BRICK  | GENERAL  | PINE HALL BRICK                                     | FACE BRICK   | OLD IRVINGTON O/S  |            | CONTACT: THERESA BEANE (800) 334-8689<br>TBEANE@PINEHALLBRICK.COM<br>NOTE: USE WITH EGR-3G                                |  |
| EB-1AG   | EXTERIOR FINISH FIBER CEMENT BRICK PANELS                 | GENERAL  | NICHIHA FIBER CEMENT                                | NICHIHA CANYON BRICK PANELS  | UNFINISHED- MUST BE PAINTED TO MATCH EP-4G                                       |            | CONTACT: ANDREW BRIGGS OR MATT STEPHENSON 866-424-4421 / 770-805-9466<br><b>INSTALL PER MANUFACTURER'S SPECIFICATIONS</b> |  |
| ECT-1G   | EXTERIOR CERAMIC TILE                                     | ACCENT AT BUILDING FRONT                       | GRANITE FIANDRE/ EUROWEST                           | SENSIBLE STONE ED5052 (USE EGR-4G)   | RED NATURAL STACKED BOND PATTERN   | 12" X 24"  | CONTACT: JAIN DETER AT EUROWEST (714) 309-9551 JOY KLEIN (813) 334-3302<br>jklein@transceramica.com                       |  |
| EF-1G  | EXTERIOR FINISH - STUCCO, STO. FIBER CEMENT SIDING PANELS | GENERAL  | STO OR APPROVED EQUAL                               | STO POWERWALL STUCCO SYSTEM<br>TEXTURE: FINE SAND OR STO THERM CI EIFS SYSTEMS | COLOR TO MATCH EP-2G "TAUPE TONE"  |            | CONTACT: TIM SALERNO AT STO CORP 407-466-5371   |  |
|  |   |  | NICHIHA FIBER CEMENT                                | NICHIHA ARCHITECTURAL BLOCK LARGE  | COLOR TO MATCH EP-2G "TAUPE TONE"  |            | CONTACT: ANDREW BRIGGS OR MATT STEPHENSON 866-424-4421 / 770-805-9466<br><b>INSTALL PER MANUFACTURER'S SPECIFICATIONS</b> |  |
| EF-4G  | EXTERIOR FINISH STUCCO                                    | GENERAL  | STO OR APPROVED EQUAL                               | STO POWERWALL STUCCO SYSTEM  | COLOR TO MATCH EP-4G "MONTERREY CLIFFS"  |            | CONTACT: TIM SALERNO AT STO CORP 407-466-5371   |  |
| EF-5G  | EXTERIOR FINISH STUCCO                                    | GENERAL  |   |  | COLOR TO MATCH EP-7G "CUSTOM GRENADINE"  |            |   |  |
| EF-9G  | EXTERIOR FINISH FIBER CEMENT                              | EXTERIOR SIGN ARCHONS                          | NICHIHA FIBER CEMENT                                | VINTAGE WOOD EF762   | CEDAR  | 18" X 10'  | CONTACT: ANDREW BRIGGS OR MATT STEPHENSON 866-424-4421 / 770-805-9466<br><b>INSTALL PER MANUFACTURER'S SPECIFICATIONS</b> |  |
| TR-1G  | ALUMINUM TRIMS  |  |   |  |  |            |   |  |
| EP-2G  | EXTERIOR PAINT  | EXTERIOR GENERAL ABOVE WAINSCOT                | PPG   | <b>PRIMER:</b>   | TAUPE TONE<br>Custom Formula   |            | CONTACT: RICK GARLIN, PPG CORPORATE NATIONAL ACCOUNTS MANAGER<br>phone: (317) 318-5800<br>email: garlin@ppg.com           |  |
| EP-4G  | EXTERIOR PAINT  | EXTERIOR WAINSCOT                              |   | <b>PRIMER:</b><br>17-921<br><b>PAINT:</b><br>6-2045X1                          | MONTERREY CLIFFS<br>10YY 14/080  |            |   |  |
| EP-6G  | EXTERIOR PAINT  | EXTERIOR ACCENT (For Metal Substrates Only)    |   | <b>PRIMER:</b><br>6-212<br><b>PAINT:</b><br>6-230                              | BURGER KING SILVER<br>Custom Formula   |            | <b>NOTE: NOT FOR USE ON ROOFS FOR REMODELING.</b><br>SEE EP-6AG & EP-6BG  |  |
| EP-6AG   | EXTERIOR PAINT  | EXISTING MANSARD ROOFS, SHINGLES & BARREL TILE |   | <b>PRIMER:</b><br>17-921<br><b>PAINT:</b><br>90-1110                           | GRIMMY'S GREY<br>00NN 20/000   |            | <b>NOTE: FOR REMODELS ONLY</b>  |  |
| EP-6BG   | EXTERIOR PAINT  | EXISTING STANDING SEAM METAL ROOF              |   | <b>PRIMER:</b><br>90-712<br><b>PAINT:</b><br>90-1110                           | MARCH WIND<br>Custom Formula   |            | <b>NOTE: FOR REMODELS ONLY</b>  |  |
| EP-7G  | EXTERIOR PAINT  | EXTERIOR ACCENT                                |   | <b>PRIMER:</b>   | FLAMING RED<br>Custom Formula  |            |   |  |
| EP-8G  | EXTERIOR PAINT  | METAL COPING AT ARCHON TOWERS                  |   | <b>PRIMER:</b>   | CEDAR<br>Custom Formula  |            |   |  |
| EP-8G  | EXTERIOR PAINT  | METAL COPING AT ARCHON TOWERS                  |   | <b>PAINT:</b>  |  |            |   |  |
| EXT-G  | EXTERIOR PAINT  | POLES & SIGNS                                  | <b>PRIMER:</b><br>90-712<br><b>PAINT:</b><br>90-353 | BLACK  |  |            |   |  |
| EGR-3G   | GROUT   | WAINSCOT BRICK                                 | MAPEI   | # 5 CHAMOIS (USE WITH EB-1G)   | # 5 CHAMOIS  |            |   |  |
| EGR-4G   | GROUT   | CERAMIC TILE                                   | CUSTOM BUILDING PRODUCTS                            | POLYBLEND SANDED   | # 335 WINTER GRAY  |            | <b>NOTE: USE WITH ECT-1 ON EXTERIOR FINISH SCHEDULE</b>   |  |
| MC-1G  | METAL COPING  | TOP OF LIGHT BAND WALL CAP                     | W.P. HICKMAN SYSTEMS, INC.                          | PERMA SNAP PLUS  | A-30<br>SILVERSMITH  |            | CONTACT: W.P. HICKMAN COMPANY (828)676-1700<br>WWW.WPH.COM  |  |
| MC-2G  | METAL COPING  | BELOW LIGHT BAND                               |   |  | FACTORY FINISH TO MATCH EP-2G (TAUPE TONE)<br>COPING TO BE PAINTED EP-8G (CEDAR) |            |   |  |
| MC-3G  | METAL COPING  | ABOVE EXTERIOR SIGN ARCHONS                    |   |  | COLOR: CLEAR ANODIZED  | *SEE PLANS |   |  |
| MP-3G  | METAL CANOPY  | ABOVE DOORS                                    | *SEE APPROVED CANOPY SUPPLIERS                      | CUSTOM METAL CANOPY  |  |            |   |  |
| MP-4G  | METAL AWNING / SSM ROOFING                                | ABOVE WINDOWS / MANSARD ROOFING                | FIRESTONE   | STANDING SEAM METAL ROOF UC-4 PROFILE  | SILVER METALLIC SR   | *SEE PLANS | CONTACT: FERNANDO ELY 317-816-3816  |  |
|  |   |  | METAL PRODUCTS BERRIDGE ROOFING                     | STANDING SEAM METAL ROOF CEE-LOCK  | PREMIUM METALLIC - ZINC COTE   | *SEE PLANS | CONTACT: TYLER HALL (210) 650-7047  |  |
|  |   |  | METAL PRODUCTS                                      |  |  |            |   |  |

01.04.15 ISSUE FOR PERMIT  
01.04.15 ISSUE FOR BID  
NO DATE REMARKS

REVISIONS

**RESTAURANT FOR:**  
**TOMS King**  
335 COMMERCE DRIVE  
CRYSTAL LAKE, IL 60014  
815-444-2008  
**BURGER KING CORPORATION**

**BURGER KING REMODEL**  
BK10814  
5725 HEASLEY ROAD  
MENTOR, OH 44060

PROJECT NO: 2015.0348  
DATE: 01.04.15

**A8.0**  
EXTERIOR FINISH SCHEDULE

NOTE: NOT ALL FINISHES WILL NECESSARILY BE USED. CHECKED: JN DRAWN: HP

INTERPLAN LLC RESERVES COPYRIGHT & OTHER RIGHTS RESTRICTING THESE DOCUMENTS TO THE ORIGINAL SITE OR PURPOSE FOR WHICH THEY WERE PREPARED. REPRODUCTIONS, CHANGES OR ASSIGNMENTS ARE PROHIBITED. COPYRIGHT © 2016

SEAL:

**DIRECTORY OF MANUFACTURERS AND SUPPLIERS**

This list is intended to assist the contractor in sourcing building materials and products. In many cases, approved Burger King materials and products may be purchased directly from these sources at a national account price. For a complete listing of approved manufacturers, see plans and specifications, and visit RSJ's eRedbook.

UPDATE: 11/23/2015

| DIVISION 4 - MASONRY   |   | DIVISION 9 - FINISHES  |  | DIVISION 15 - MECHANICAL   |   | SIGNS, EQUIPMENT, PLAYGROUNDS AND DÉCOR   |   |   |  |   |  |   |  |
|--|---|--|--|--|---|---|---|---|--|---|--|---|--|
| PINE HALL BRICK CO.<br>(FACE BRICK)<br>2701 SHOREFAIR DRIVE, NW<br>WINSTON-SALEM, NC 27105<br>THERESA BEANE: (800) 334-8689<br>TBEANE@PINEHALLBRICK.COM                | EVOLUTION BRICK<br>(FACE BRICK)<br>126 OLD HIGHWAY 60 EAST<br>HARRISBURG, KY 40343<br>GABE POWERS: (502) 558-4612 | FOR FINISH MATERIALS, AND CONTACTS, REFER TO FINISH SCHEDULES FOUND IN THE "COMMON DOCUMENTS" SECTION OF THE WWW.DESIGNTHINK.COM WEBSITE.  |  | RHEEM<br>(WATER HEATERS)<br>101 BELL ROAD<br>MONTGOMERY, AL 36117<br>800-621-5622 OR<br>CONTACT HAINES, JONES, & CADBURY (MISCELLANEOUS)   | EVERPURE, INC<br>(WATER FILTERS)<br>1040 MURFIELD DRIVE<br>HAWDOVER PARK, IL 60133<br>JEANNINE GAINE: 630-240-1298<br>jeanine.gaine@pentair.com | L.S.I.<br>(MENU BOARDS)<br>10000 ALLANCE ROAD<br>MONTGOMERY, OH 45242<br>RON LARIMORE: 513-372-3375<br>ron.larimore@lsi-industries.com  | INTEGRATED CONTROL CORP.<br>(KITCHEN MINDER)<br>748 PARK AVENUE<br>HUNTINGTON, NY 11743<br>JOHN PATTI: 631-673-5100 EXT 325                             | CHARTER HOUSE INC.<br>(DECOR)<br>4600 136 AVENUE<br>MOLAND, MA 04924<br>BARB ZILM: 800-314-7659 OR 317-774-8880<br>barbara.zilm@charter-house.com<br>www.gotochi.com  |  |   |  |   |  |
| HC MUDDOX BRICK CO.<br>(FACE BRICK)<br>4875 BRADSHAW ROAD<br>SACRAMENTO, CA 95827<br>916-859-6320  |   | SUMMITVILLE TILE CO<br>(REPLACEMENT STRATA TILE)<br>330-223-1511   |  | A.O. SMITH<br>(WATER HEATERS)<br>600 E. JOHN CARPENTER FREEWAY, SUITE 200<br>IRVING, TX 75062<br>800-447-1553<br>972-719-5900  | SELECTO SCIENTIFIC, INC<br>(WATER FILTERS)<br>3980 LAKEFIELD COURT<br>SUWANEE, GA 30024<br>EHUD LEVY: 678-475-1445<br>elevy@selecto.com         | FEDERAL HEATH SIGN CO<br>(AWNINGS, CANOPIES AND SIGNS)<br>12704 DUPONT CIRCLE<br>TAMPA, FL 33626<br>RONA PAUL: 800-284-3284 EXT. 19<br>rpaul@federalheath.com   | DUKE MANUFACTURING<br>(PRODUCT HOLDING UNITS)<br>2305 NORTH BROADWAY<br>ST. LOUIS MO. 63102<br>SUE SCIUTO: 800-735-3853 EXT 1260<br>ssciuto@dukemfg.com | SEATING CONCEPTS<br>(DECOR)<br>125 CONNELL STREET<br>ROCKDALE, IL 60436<br>TACHI DEYSSLER: 815-483-2244<br>jdeyssl@seating-concepts.com   |  |   |  |   |  |
| DIVISION 5 - METALS  |   | DIVISION 10 - SPECIALTIES  |  | PALOMA   |   | CUMMINGS SIGNS, INC   |   | FRYMASTER CORPORATION   |  |   |  |   |  |
| ADDITION STEEL<br>(STRUCTURAL STEEL)<br>ADDITION, IL<br>256-747-1554   |   | BOBRICK PRODUCTS<br>(RESTROOM ACCESSORIES, TOILET PARTITIONS* AND HARDWARE)<br>FMP DISTRIBUTORS<br>RCB CRIBER: 800-257-7737 OR 609-267-3700<br>*GREEN PRODUCT                                  |  | KDALA KARE PRODUCTS<br>(BABY CHANGING STATIONS)<br>CONTACT HAINES, JONES, & CADBURY (MISCELLANEOUS)  |   | N.C.A.<br>NATIONAL HVAC PRODUCTS, LLC.<br>(AIR CONDITIONING - FULL SERVICE)<br>4585 140 AVENUE NORTH<br>CLEARWATER, FL 33762<br>877-530-0078  |   | 15 CENTURY BLVD., SUITE 200<br>NASHVILLE, TN 37214<br>ANN BAKER: 615-528-3638<br>ann.baker@cummingsigns.com   |  | FRYMASTER CORPORATION<br>(FRYERS)<br>8700 LINE AVE<br>SHREVEPORT, LA 71106<br>LAURA DODD: 318-865-1711<br>eqorders@ Frymaster.com   |  |   |  |
|  |   | AMERICAN STANDARD<br>(RESTROOM ACCESSORIES)<br>1 CENTENNIAL AVENUE<br>PISCATAWAY, NJ 08854<br>CONTACT HAINES, JONES, & CADBURY (MISCELLANEOUS)   |  | COLUMBIA VORTEX<br>(HAND DRYERS)<br>825 GARLAND STREET<br>866-337-7286 EXT. 1136   |   | CARRIER CORPORATION<br>(AIR CONDITIONING)<br>6304 CARRIER PARKWAY<br>SPRINGFIELD, MO 65803-4637<br>KEN DICKSON: 813-966-9200<br>ken.dickson@tampabay.com  |   | LOREN COOK CO<br>(EXHAUST FANS)<br>2015 E. DALE<br>SPRINGFIELD, MO 65803-4637<br>KEN DICKSON: 813-966-9200<br>ken.dickson@tampabay.com  |  | ENTERA SIGNS<br>(AWNINGS, CANOPIES AND SIGNS)<br>1200 ENTERA DRIVE<br>PANAMA CITY, FL 32401<br>DAVID WATFORD: 334-790-9987 OR 850-528-5670<br>david.watford@entera.com  |  | FRYMASTER CORPORATION<br>(FRYERS)<br>8700 LINE AVE<br>SHREVEPORT, LA 71106<br>LAURA DODD: 318-865-1711<br>eqorders@ Frymaster.com   |  |
| DIVISION 7 - THERMAL MOISTURE PROTECTION   |   | ZURN INDUSTRIES<br>(PLUMBING FIXTURES)<br>1801 PITTSBURG AVENUE<br>ERIE, PA 16502<br>BRET HANKS: 678-974-1766<br>www.zurn.com  |  | UNI-STRUCTURES, INC<br>(CANOPIES & AWNINGS)<br>8540 COBB CENTER DR.<br>KENNESAW, GA 30152<br>CUSTOMER SERVICE: 855-663-9876<br>www.uni.com                                       |   | TRANE<br>(AIR CONDITIONING UNITS, RTU's/SPLIT SYSTEMS CONTROLS)<br>2884 CORPORATE WAY<br>MIRAMAR, FL 33025<br>AL MARTINEZ: 954-499-2289   |   | NORITZ AMERICA CORP.<br>(HOT WATER HEATERS)<br>25172 ARCTIC OCEAN DR., SUITE 102<br>LAKE FOREST, CA 92630<br>www.noritz.com   |  | SIGN RESOURCE<br>(AWNINGS, CANOPIES AND SIGNS)<br>6135 DISTRICT BLVD.<br>MAYWOOD, CA 90270<br>RAMON ORTIZ: 323-326-6463<br>rortiz@signresource.com  |  | LANCER<br>(DRINK DISPENSERS)<br>6655 LANCER BLVD<br>SAN ANTONIO, TX 78219<br>MIKE KRAWETZKE: 817-692-5094<br>michael.krawetzke@lancercorp.com   |  |
| DURO - LAST ROOFING<br>(FLAT ROOFING)<br>525 MORLEY DRIVE<br>SAGINAW, MI 48601<br>LINDY BEUTHIN: 800-432-9331  |   | G.A.F.<br>(FLAT ROOF)<br>1361 ALPS ROAD<br>WAYNE, NJ 07470<br>(201) 628-3000<br>800-766-3411   |  | SAN JAMAR<br>(RESTROOM ACCESSORIES & SUPPLIES)<br>555 KOOPMAN LANE<br>ELKHORN, WI<br>262-723-6133<br>www.sanjamar.com<br>OR CONTACT HAINES, JONES, & CADBURY (MISCELLANEOUS)     |   | WORLD DRYER, CO<br>(HAND DRYERS)<br>5700 MCDERMOTT DR.<br>BERKELEY, CA 94705<br>JOHN POTTS<br>(800) 323-0701 EXT 133 OR (815) 347-0811<br>john.potts@worlddryer.com   |   | AMEREX CORPORATION<br>(FIRE PROTECTION SYSTEMS)<br>7955 GADSDEN HIGHWAY<br>TRUSSARDI, AL 35173-0081<br>LISA JONES: 205-655-5760<br>ljones@amerex-fire.com<br>www.amerex-fire.com  |  | ALLEN INDUSTRIES, INC<br>(AWNINGS, CANOPIES AND SIGNS)<br>11351 49TH STREET NORTH<br>CLEARWATER, FL 33762<br>THERESA TRIMMER: 800-677-3075 EXT. 3422<br>theresa.trimmer@allenindustries.com                         |  | NIECO CORPORATION<br>(BROILERS)<br>7950 CAMERON DRIVE<br>WINDSOR, CA 95492<br>CHRISTINA NEAT: 707-284-7100<br>snaies@nieco.com  |  |
| BERTRIDGE ROOFING<br>(METAL ROOF)<br>TYLER HALL<br>SAN ANTONIO, TX<br>210-650-7047   |   | TAMKO ROOFING PRODUCTS<br>(FLAT ROOFING)<br>P.O. BOX 1404<br>JOPLIN, MO. 64802<br>800-641-4691   |  | UNIVERSAL MANUFACTURING<br>(RESTROOM ACCESSORIES)<br>5366 CRESTVIEW DR.<br>MEMPHIS, TN 38134<br>901-458-5881<br>800-821-1414   |   | AMEREX CORPORATION<br>(FIRE PROTECTION SYSTEMS)<br>7955 GADSDEN HIGHWAY<br>TRUSSARDI, AL 35173-0081<br>LISA JONES: 205-655-5760<br>ljones@amerex-fire.com<br>www.amerex-fire.com  |   | ALLEN INDUSTRIES, INC<br>(AWNINGS, CANOPIES AND SIGNS)<br>11351 49TH STREET NORTH<br>CLEARWATER, FL 33762<br>THERESA TRIMMER: 800-677-3075 EXT. 3422<br>theresa.trimmer@allenindustries.com   |  | NIECO CORPORATION<br>(BROILERS)<br>7950 CAMERON DRIVE<br>WINDSOR, CA 95492<br>CHRISTINA NEAT: 707-284-7100<br>snaies@nieco.com  |  | INTERIOR SYSTEMS, INC<br>(DECOR)<br>241 NORTH BROADWAY, SUITE 600<br>MILWAUKEE, WI 53202<br>JIM ZIELINSKI: 414-232-3502<br>jzielinski@siamerica.com<br>JASON FREDRICKSON: 414-224-0972<br>jfredrickson@siamerica.com  |  |
| FIRESTONE METAL PRODUCTS<br>(METAL ROOF)<br>1001 LUND BLVD<br>ANOKA, MN 55303<br>FERNANDO ELY: 317-816-3816  |   | BASF CORPORATION<br>(POLYURETHANE ROOFING SYSTEMS)<br>1703 CROSS POINT AVE<br>HOUSTON, TX 77054<br>MOSES M CLARK, JR: 315-263-4665   |  | UNIVERSAL MANUFACTURING<br>(RESTROOM ACCESSORIES)<br>5366 CRESTVIEW DR.<br>MEMPHIS, TN 38134<br>901-458-5881<br>800-821-1414   |   | AMEREX CORPORATION<br>(FIRE PROTECTION SYSTEMS)<br>7955 GADSDEN HIGHWAY<br>TRUSSARDI, AL 35173-0081<br>LISA JONES: 205-655-5760<br>ljones@amerex-fire.com<br>www.amerex-fire.com  |   | ALLEN INDUSTRIES, INC<br>(AWNINGS, CANOPIES AND SIGNS)<br>11351 49TH STREET NORTH<br>CLEARWATER, FL 33762<br>THERESA TRIMMER: 800-677-3075 EXT. 3422<br>theresa.trimmer@allenindustries.com   |  | NIECO CORPORATION<br>(BROILERS)<br>7950 CAMERON DRIVE<br>WINDSOR, CA 95492<br>CHRISTINA NEAT: 707-284-7100<br>snaies@nieco.com  |  | INTERIOR SYSTEMS, INC<br>(DECOR)<br>241 NORTH BROADWAY, SUITE 600<br>MILWAUKEE, WI 53202<br>JIM ZIELINSKI: 414-232-3502<br>jzielinski@siamerica.com<br>JASON FREDRICKSON: 414-224-0972<br>jfredrickson@siamerica.com  |  |
| DIVISION 8 - DOORS AND WINDOWS   |   | QUIKSERV<br>(DRIVE-THRU WINDOWS)<br>11441 BRITTMORE PARK DRIVE<br>HOUSTON, TX 77041<br>800-388-8307<br>STEVEN BERT<br>sbert@quikserv.com   |  | MARLITE<br>(DOOR, ALUMINUM FRAMES)<br>202 HARGER STREET<br>DOVER, NH 44622<br>800-377-1221<br>KURT HORSTMANN<br>khorstmann@marlite.com   |   | DIVISION 16 - ELECTRICAL  |   | FRANKE  |  | TAYLOR ULTIMATE SERVICES, INC   |  | ARMSTRONG STRATEGIC ACCOUNTS  |  |
| READY ACCESS<br>(DRIVE THRU WINDOWS & AIR CURTAINS)<br>1815 ARTHUR DRIVE WEST<br>CHICAGO, IL 60618<br>KELLY MCCORDRICK: 800-621-5045 EXT 113<br>kelly@ready-access.com |   | UNIVERSAL MANUFACTURING CO<br>(HOLLOW METAL FRAMES & DOORS, WOOD DOORS, HARDWARE (HINGES, LOCKS, ETC))<br>3M CENTER<br>5366 CRESTVIEW RD.<br>MEMPHIS, TN 38134<br>901-458-5881 OR 800-821-1414 |  | 3M COMMERCIAL CORE DIVISION<br>(WINDOW FILM)<br>3M CENTER<br>ST. PAUL, MN<br>704-771-2449 OR 800-328-0033  |   | LSI INDUSTRIES INC.<br>(INTERIOR AND EXTERIOR LIGHTING, SURVEYS AND PHOTOMETRICS)<br>10000 ALLANCE ROAD<br>CINCINNATI, OH 45242<br>RON LARIMORE: 513-372-3375<br>800-436-7800 EXT. 3375   |   | SECURITY LIGHTING<br>(EXTERIOR SITE AND BUILDING LIGHTING, SURVEYS AND PHOTOMETRICS)<br>1185 JOHNSON DRIVE<br>BUFFALO GROVE, IL 60089<br>ERIC HILLESLAND: 630-636-8493  |  | SHAKE MACHINE, FROZEN BEVERAGE MACHINE)<br>1780 NORTH COMMERCE PKWY<br>WESTON, FL 33326<br>TINA SMART: 954-217-9100<br>tina@playtonus.com   |  | ARMSTRONG STRATEGIC ACCOUNTS<br>(CEILING TILE)<br>2500 COLUMBIA AVENUE<br>LANCASTER, PA 17604<br>LOUIS JOHN: 407-697-6768<br>800-442-4212<br>ljohn@armstrong.com<br>OR ARMSTRONG STRATEGIC ACCOUNTS<br>(800) 442-4212 |  |
|  |   |  |  | SECURITY PRODUCTS, INC<br>(REAR DOOR ALARM)<br>3950 CORRAL DRIVE, SUITE B<br>CORANEGOLD, CA 92614<br>BOB BARR OR EMILY BEACH: 800-452-5276<br>orders@securityproductsinc.com     |   | CREE / HERMITAGE LIGHTING NATIONAL ACCOUNTS<br>(INTERIOR AND EXTERIOR LIGHTING, SURVEYS AND PHOTOMETRICS)<br>3640 TROUSDALE DRIVE<br>NASHVILLE, TN 37204<br>STEVE FRIEDMAN: 847-830-1444<br>OR WYATT CULVER: 615-843-3379<br>800-264-3383 |   | H & K INTERNATIONAL (KITCHEN EQUIPMENT, SMALLWARES, HOODS)<br>14110 STOWE DRIVE<br>POWAY, CA 92064<br>PAUL KOOSER: 800-848-4468<br>paulk@hkc.com  |  | SPI INDUSTRIES<br>(PLAYGROUND MANUFACTURER)<br>BOX 100, R.R. #2, JOINT ST.<br>SHALLOW LAKE, ON, N0M 2K0 CANADA<br>CYNTHIA MASTERS: 519-935-2174 OR 519-378-4356<br>cmasters@spiastics.com<br>www.spiastics.com      |  | USG INTERIORS<br>(CEILING TILE)<br>CHRIS BENJAMIN: 312-436-5458<br>cbenjamin@usg.com  |  |
|  |   |  |  | N.C.A.<br>NATIONAL HVAC PRODUCTS, LLC.<br>(MASTER CONTROL SYSTEM)<br>4585 140 AVENUE NORTH<br>CLEARWATER, FL 33762<br>877-530-0078   |   | SUNCOAST ENVIRONMENTAL CONTROLS, INC.<br>(ELECTRICAL SWITCH GEAR)<br>8655 115th AVENUE NORTH<br>LARGO, FL 34643<br>877-544-6679   |   | INTERNATIONAL COLD STORAGE (ICS)<br>(WALK-IN COOLERS / FREEZERS, DRY STORAGE COMPARTMENTS)<br>215 EAST 13th STREET<br>ANDOVER, KS 67002<br>LISA MOORE: 800-835-0001 EXT 4177<br>lisa.moore@iccco.com  |  | SOFT PLAY, LLC<br>(PLAYGROUND MANUFACTURER, SAFETY SURFACING, NON-CONTAINED PLAY EQUIPMENT)<br>13620 EAST REESE BLVD. SUITE 300<br>HUNTERVILLE, NC 28078<br>JIM SWINTEK: 704-948-3448<br>jim.swintek@softplay.com   |  | MITYLITE<br>(2020 LIGHT CHAIRS AND BARSTOOLS)<br>1301 WEST NORTH<br>OREM, UT<br>KAREN EDWARDS: 561-213-2810   |  |
|  |   |  |  | HILL PHOENIX POWER SYSTEMS DIVISION<br>(FACTORY INTEGRATED SWITCH GEAR)<br>8166 INDUSTRIAL BLVD<br>COVINGTON, GA 30014<br>PAUL BROWN: 678-699-0129<br>paul.brown@hillphoenix.com |   | TRANE CO.<br>(ENERGY MANAGEMENT PANEL)<br>2884 CORPORATE WAY<br>MIRAMAR, FL 33025<br>AL MARTINEZ: 954-499-2289<br>ammartinez@trane.com  |   | 3M FOOD SERVICE BUSINESS<br>(DRIVE-THRU COMMUNICATION PRODUCTS, MAINTENANCE PRODUCTS, MATTING AND TRACTION PRODUCTS, MONITOR STRIPS, TAPES AND DISPENSERS, LAMINATING SYSTEMS)<br>3M CENTER<br>BLDG. 233-2N-20<br>ST. PAUL, MN 55144-1000<br>JOE CIAMPI: 704-771-2449<br>jciampi@mmmm.com |  | MOSS RETAIL AND ENVIRONMENTS<br>(GRAPHICS)<br>2643 WEST CHICAGO AVE<br>CHICAGO, IL 60622<br>DJ SCANDIFF: 773-435-7600 EXT 617<br>ROB LORTS: 773-435-7600 EXT 655<br>rlorts@mossinc.com                              |  | TWENTY FOUR 7 GLOBAL SOLUTIONS, INC.<br>(2020 LIGHT AND GARDEN GRILL CHAIRS AND BARSTOOLS)<br>898 NORTH SEPULVEDA BLVD, SUITE 465<br>EL SEGUNDO, CA 90245<br>BARRY WOOD: 323-319-2722                                 |  |
|  |   |  |  |  |   | HM ELECTRONICS, INC (HME)<br>(DRIVE-THRU WIRELESS INTERCOMS, DRIVE-THRU SPEED OF SERVICE TIMERS, DIGITAL SURVEILLANCE SYSTEMS)<br>14110 STOWE DRIVE<br>POWAY, CA 92064<br>PAUL KOOSER: 800-848-4468<br>paulk@hmc.com                      |   | VGS, INC<br>(GRAPHICS)<br>1696 MABRY MILL DRIVE, SW<br>NORTH CANTON, OH 44709<br>GREG MORRIS: 203-528-9680<br>ORDER EMAIL: BURGERKING@VGS-INC.COM   |  | WAUSAU TILE, INC<br>(EXTERIOR DÉCOR)<br>P.O. BOX 1520<br>WAUSAU, WI 54402-1520<br>WENDI FLEMING: 800-388-8728 EXT 338<br>wfleming@wausau-tile.com   |  |   |  |
|  |   |  |  |  |   |   |   |   |  | MISCELLANEOUS   |  |   |  |
|  |   |  |  |  |   |   |   |   |  | HAINES, JONES, AND CADBURY<br>(PACKAGE PRICING ON MULTIPLE ITEMS PLUMBING, TILE, RESTROOM ACCESSORIES, ETC)<br>510 SW 24TH STREET<br>BENTONVILLE, AR 72712<br>BARRY BRYANT: 479-899-3555<br>barry.bryant@hjcinc.com |  |   |  |

01.04.15 ISSUE FOR PERMIT  
01.04.15 ISSUE FOR BID  
NO DATE REMARKS

REVISIONS

**RESTAURANT FOR:**  
**TOM'S King**  
335 COMMERCE DRIVE  
CRYSTAL LAKE, IL 60014  
815-444-2008  
**BURGER KING CORPORATION**

**BURGER KING REMODEL**  
BK10814  
5725 HEASLEY ROAD  
MENTOR, OH 44060

PROJECT NO: 2015.0348  
DATE: 01.04.15

**A9.0**  
MANUFACTURERS AND SUPPLIERS

NOTE: NOT ALL FINISHES WILL NECESSARILY BE USED. CHECKED: JN DRAWN: HP

INTERPLAN LLC. RESERVES COPYRIGHT & OTHER RIGHTS RESTRICTING THESE DOCUMENTS TO THE ORIGINAL SITE OR PURPOSE FOR WHICH THEY WERE PREPARED. REPRODUCTIONS, CHANGES OR ASSIGNMENTS ARE PROHIBITED. COPYRIGHT © 2016