

## CODE REVIEW

**AUTHORITY:** CITY OF AURORA  
PLANNING AND ZONING DIVISION  
44 E. DOWNER PLACE  
AURORA, IL 60507-2067  
(630) 256-3080

**CODE:** 2009 INTERNATIONAL BUILDING CODE  
2008 NATIONAL ELECTRIC CODE  
2009 INTERNATIONAL MECHANICAL CODE  
STATE OF IL LIFE SAFETY CODE (PORTIONS OF  
NFPA101 PLUS ANNEX A & B)  
2009 INTERNATIONAL PLUMBING CODE  
2009 INTERNATIONAL ENERGY CONSERVATION  
CODE  
2009 INTERNATIONAL FIRE CODE

**CONST. TYPE:** TYPE V - UNPROTECTED

**USE:** A-2

**ACTUAL AREA:** 2,499 SQ. FT.

**EXITS:** 2 REQUIRED / 3 PROVIDED

**EGRESS WIDTH REQUIRED:** 36" W. MINIMUM / 152" W. PROVIDED

**MAXIMUM TRAVEL DISTANCE:** 75' MAXIMUM / 43'-0" PROVIDED

### SANITARY FACILITIES REQUIRED:

	MALE	FEMALE
WATER CLOSET	(1) REQ./ (1) PROVIDED	(1) REQ./ (1) PROVIDED
URINAL	(1) REQ./ (1) PROVIDED	--
LAVATORY	(1) REQ./ (1) PROVIDED	(1) REQ./ (1) PROVIDED

### REQUIRED FIRE RATINGS:

STRUCTURE: 0 HR.  
EXTERIOR WALLS: 0 HR.  
INTERIOR WALLS: 0 HR.  
FLOOR: 0 HR.  
ROOF: 0 HR.

## OCCUPANCY LOAD

**ASSEMBLY AREAS @ 15 S.F. PER PERSON**  
DINING AREA = 570 S.F. / 15 = 38 PEOPLE

**SALES AREAS (QUEUING) @ 5 S.F. PER PERSON**  
QUEUE AREA = 40 S.F. / 5 = 8 PEOPLE

**BUSINESS AREAS @ 100 S.F. PER PERSON**  
VESTIBULE = 55 S.F.  
OFFICE = 26 S.F.  
CORRIDOR = 301 S.F.  
MEN'S BATHROOM = 86 S.F.  
WOMEN'S BATHROOM = 92 S.F.  
TOTAL = 560 S.F. / 100 = 5 PEOPLE

**COMMERCIAL KITCHEN @ 200 S.F. PER PERSON**  
KITCHEN AREA = 797 S.F. / 200 = 3 PEOPLE

**STORAGE AREAS @ 300 S.F. PER PERSON**  
WALK-IN COOLER = 84 S.F.  
DRY STORAGE = 134 S.F.  
TOTAL = 223 S.F. / 300 = 1 PERSON

**TOTAL OCCUPANT LOAD**  
TOTAL OCCUPANTS = 55 PEOPLE

## ACCESSIBILITY NOTES

**DOORS**-All doors will comply with Section 100.310(j) of the Illinois Accessibility Code and ANSI section 4.13

**DRINKING FOUNTAINS**-All public drinking fountains and water coolers shall comply with ANSI section 4.15

**CONTROLS AND OPERATING MECHANISMS**-All controls and operating mechanisms along accessible routes and in accessible spaces shall comply with ANSI section 4.25

**ALARMS**-All emergency warning systems shall comply with ANSI section 4.26, and shall be both audio and visual.

**SIGNAGE**-Signage shall be provided per IAC section 400.312(u). Signage shall include parking lot signage, room identification signage, emergency signage, and all signage included in IAC 400.310(s)

**TELEPHONES**-Where provided, at least one public phone shall comply with ANSI section 4.30. An auxiliary countertop will be provided per ANSI section 4.30

**ACCESSIBLE PARKING SPACES AND SIGNAGE**-Accessible parking spaces shall comply with IAC section 400.310(c). Individual stalls shall comply with ANSI 4.6. Parking signage shall comply with IAC Section 400.310(r) and applicable ANSI requirements.

**TOILET ROOMS, BATHING & SHOWER FACILITIES**-Public Facilities will be provided per the Illinois Plumbing Code, ANSI section 4.22, and IAC section 400.310. All facilities will meet the requirements defined in IAC section 400.310.

## PROJECT DIRECTORY

**OWNER:** TRI CITY FOODS LLC  
1400 OPUS PLACE  
SUITE 902  
DOWNERS GROVE, IL 60515  
PH 630.590.3400  
CONTACT: JEFF MACDONALD

**ARCHITECT AND ENGINEER:** WARREN JOHNSON ARCHITECTS, INC.  
19 N. GREELEY STREET  
PALATINE, IL 60067  
PH 847.359.9616  
FX 847.359.9641  
CONTACT: JENNIFER THORSTENSON

**STRUCTURAL ENGINEER:** GARSELLO ENGINEERING  
2656 WILD TIMOTHY ROAD  
NAPEEVILLE, IL 60564  
PH 630.954.9567  
CONTACT: VICTOR GARSELLO

## LIST OF DRAWINGS

CS-1 COVER SHEET  
CS-2 CODE DIAGRAMS & REQUIREMENTS

### SITE PLANS

SP-0.1 DEMO SITE PLAN  
SP-1 SITE PLAN AND DETAILS  
SP-2 DRIVE THRU DETAILS & SITE DETAILS

### DEMOLITION

DM-1 DEMOLITION PLANS

### STRUCTURAL

S1.1 ROOF FRAMING PLAN  
S2.1 FRAMING DETAILS  
S2.2 FRAMING DETAILS

### ARCHITECTURAL

A-1 FLOOR PLAN AND DETAILS  
A-2 CEILING PLAN AND DETAILS  
A-3 EXISTING EXTERIOR ELEVATIONS  
A-4 PROPOSED EXTERIOR ELEVATIONS  
A-4.1 PROPOSED EXTERIOR ELEVATIONS  
A-5 WALL SECTIONS AND DETAILS  
A-6 BATHROOM PLAN AND ELEVATIONS  
A-7 DOOR SCHEDULES  
A-8 MANUFACTURER CONTACT LIST

### DECOR

ID-1 COVER SHEET  
ID-2 SEATING LAYOUT  
ID-3 FURNITURE FINISH LAYOUT  
ID-4 WALL FINISH LAYOUT  
ID-5 PENDANT, SOFFIT, GRAPHIC LAYOUT  
ID-6 FLOORING LAYOUT  
ID-7 INTERIOR ELEVATIONS  
ID-8.0 INTERIOR ELEVATIONS  
ID-9 FURNITURE FINISH SPECIFICATIONS  
ID-10 INTERIOR BUILDING SPECIFICATIONS  
ID-11 INTERIOR BUILDING SPECIFICATIONS  
ID-12 INTERIOR BUILDING SPECIFICATIONS  
ID-13 INTERIOR BUILDING SPECIFICATIONS  
ID-14 PRODUCT IMAGES  
ID-15 PRODUCT DETAILS  
ID-16 FSC DETAILS

### PLUMBING

P-1 PLUMBING PLANS  
P-2 PLUMBING SPECIFICATIONS

### ELECTRICAL

E-1 ELECTRICAL POWER PLAN  
E-2 ELECTRICAL SPECIFICATIONS



# BURGER KING

BURGER KING

#5735

2110 W. GALENA BOULEVARD

AURORA, IL 60506

## SCOPE OF WORK

REMODEL OF EXISTING BURGER KING RESTAURANT. INTERIOR AND EXTERIOR IMAGE REWORK AND MINIMAL SITE WORK REPAIR.

### GENERAL CONTRACTOR NOTE:

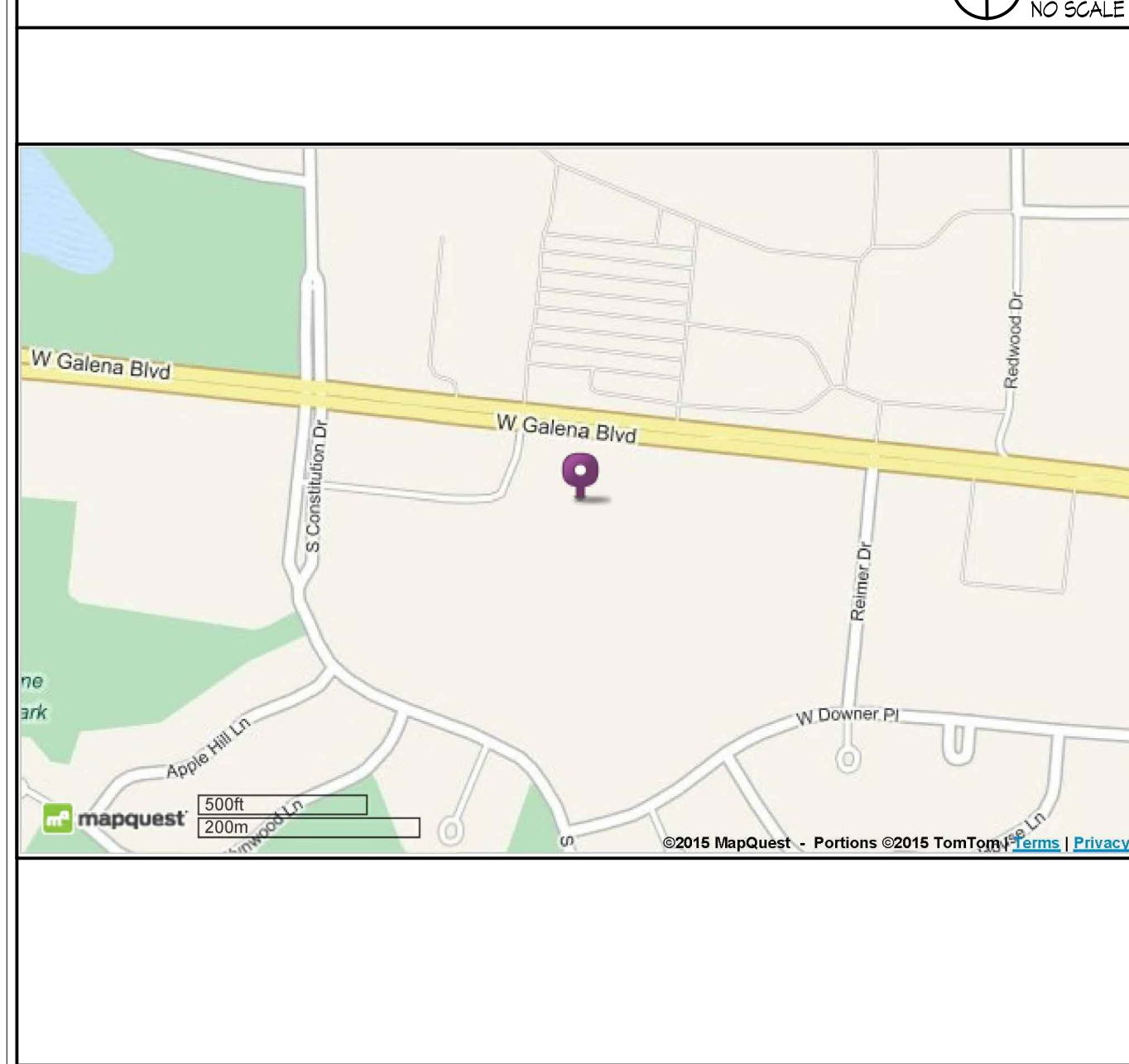
ONCE ATRIUM HAS BEEN REMOVED, G.C. TO VERIFY LOCATION AND DEPTH OF EXISTING FOUNDATION WALL AT PREVIOUS, ORIGINAL BUILDING. G.C. TO NOTIFY ARCHITECT IMMEDIATELY IF THIS FOUNDATION WALL DOES NOT EXIST OR IF THERE ARE ANY DISCREPANCIES.

## GENERAL NOTES


- 1) ALL WORK TO COMPLY TO THE 1997 ILLINOIS ACCESSIBILITY CODE AS ESTABLISHED BY THE STATE OF ILLINOIS CAPITAL DEVELOPMENT BOARD.
- 2) ALL CONTRACTORS AND SUBCONTRACTORS WILL THOROUGHLY FAMILIARIZE THEMSELVES WITH THESE CONSTRUCTION DOCUMENTS AND WILL VERIFY EXISTING SITE AND BUILDING CONDITIONS PRIOR TO SUBMITTING A BID. ALL SUBCONTRACTORS WILL PROVIDE ALL LABOR, SUPERVISION, AND MATERIALS AND EVERYTHING OF EVERY SORT WHICH MAY BE NECESSARY FOR A SUCCESSFUL COMPLETION OF THIS PROJECT TO OBTAIN A FINAL OCCUPANCY PERMIT. ALL WORK TO BE PERFORMED IN A GOOD AND WORKMANLIKE MANNER AS DESCRIBED HEREIN BY THESE CONSTRUCTION DOCUMENTS ACCORDING TO THE TRUE INTENT AND MEANING OF THE DRAWINGS AND SPECIFICATIONS. WHETHER THE SAME MAY OR MAY NOT BE PARTICULARLY INFERRED THEREFROM ALL WORK INDICATED OR DESCRIBED IN THE DRAWINGS OR SPECIFICATIONS WILL BE CONFERRED BY THE CONTRACT TO THE EXTENT AS IF DESCRIBED IN BOTH.
- 3) SUBCONTRACTORS, BEFORE STARTING THEIR WORK, WILL CHECK AND VERIFY THEIR PARTICULAR CODE RELATED REQUIREMENTS FOR COMPLIANCE ALONG WITH MEASUREMENTS, SURFACE LEVELS, SURFACE CONDITIONS AND RELATED PRODUCT, INSTALLATIONS NEAR AND ABOUT THEIR WORK. EACH TRADE WILL VERIFY IF CONTRACT CONDITIONS WITH THE OWNER OR THE ON-SITE CONSTRUCTION MANAGER AS TO IF THEY ARE OR NOT OF THE SAME, AS PER THESE CONSTRUCTION DOCUMENTS. IT WILL BE CONCLUDED THAT EACH BIDDER UNDERSTANDS AND KNOWS EXACTLY WHAT WILL BE REQUIRED OF HIM AND WILL PERFORM THESE REQUIREMENTS WITHOUT RECOURSE TO THE FULL AND UNCONDITIONAL SATISFACTION OF THE OWNER. THERE ARE NO ALTERNATE BIDS ON THIS PROJECT. NO ADDITIONAL COMPENSATION WILL BE CONSIDERED AFTER LETTING OF THIS BID UNLESS CHANGES ARE DIRECTED BY THE OWNER IN WRITING WITH COST ALREADY NEGOTIATED FOR THAT ADDED WORK AFTER THE LETTING OF THE BID.
- 4) THIS ARCHITECT AND HIS PROFESSIONAL CONSULTANTS WILL NOT HAVE CONTROL OR CHANGE OF AND WILL NOT BE RESPONSIBLE FOR CONSTRUCTION MEANS, METHODS, TECHNIQUES, SEQUENCES, OR PROCEDURES, OR FOR SAFETY PRECAUTIONS AND PROGRAMS IN CONNECTION WITH THE WORK ON THIS PROJECT OR FOR THE ACTS OR OMISSIONS OF THE CONTRACTOR, SUBCONTRACTOR, OR ANY OTHER PERSONS PERFORMING ANY OF THE WORK ON THIS SITE. NOR FOR THE FAILURE OF ANY OF THEM TO CARRY OUT THE WORK IN ACCORDANCE WITH THE INTENT OF THE CONTRACT AND/OR CONSTRUCTION DOCUMENTS.
- 5) ALL CONTRACTORS WILL PROVIDE ADEQUATE BRACING AND/OR SHORING TO INSURE STRUCTURAL STABILITY OF THE BUILDING AND ALL RELATED BUILDING COMPONENTS (IE: STRUCTURAL WALLS, INTERIOR WALL ASSEMBLIES, ETC.) DURING THE CONSTRUCTION PHASE OF THIS PROJECT.
- 6) ALL WORK WILL BE COORDINATED WITH OTHER TRADES IN ORDER TO AVOID INTERFERENCE AND PRESERVE MAXIMUM HEADROOM AND AVOID OMISSIONS. EACH CONTRACTOR WILL INCLUDE ALL MISCELLANEOUS ITEMS REQUIRED BY CODE AND NEEDED TO COMPLETE THE WORK INCLUDING MOVING AND RIGGING OF MATERIALS AND EQUIPMENT, ALL THE HANGERS, SUPPORTS, ANCHORS, SUSPENSION MEANS, CONDUIT, WIRE, FITTINGS, SLEEVES, ETC.
- 7) ALL MATERIALS USED WILL BE NEW AND BEAR U.L. LABELS WHERE REQUIRED AND MEET APPROPRIATE N.E.M.A. STANDARDS.
- 8) LAYOUT ALL PARTITIONS BEFORE BEGINNING CONSTRUCTION TO PREVENT ERRORS BY DISCREPANCY. ALL DRYWALL PARTITIONS WILL BE INSTALLED AS NOTED ON THE DRAWINGS.
- 9) ALL CONTRACTORS WILL GUARANTEE ALL LABOR AND MATERIALS FOR A PERIOD OF ONE YEAR FROM DATE OF ISSUE OF FINAL OCCUPANCY PERMIT AND/OR AT THE FINAL PAYOUT FROM OWNER.
- 10) VERIFY ALL DIMENSIONS IN THE FIELD PRIOR TO ORDERING, CUTTING AND/OR INSTALLING MATERIAL, PRODUCT OR EQUIPMENT. IN THE EVENT OF ANY DISCREPANCIES, CONTACT THE ARCHITECT BEFORE PROCEEDING WITH THAT WORK.

- 11) ALL SUBCONTRACTORS WILL PROVIDE A CERTIFICATE OF INSURANCE TO THE OWNER PRIOR TO STARTING ANY WORK ON THIS PROJECT. NOTE: CERTIFICATE OF INSURANCE CANNOT BE TERMINATED OR CANCELED WITHOUT 10 DAYS PRIOR WRITTEN NOTICE TO THE OWNER.
- 12) NO SUBSTITUTIONS OF ANY KIND FOR MATERIALS SPECIFIED ON THESE CONSTRUCTION DOCUMENTS IS ALLOWED. NO "EQUIVALENT" SUBSTITUTIONS WILL BE MADE, UNLESS APPROVED IN WRITING BY THE ARCHITECT AND APPROVED BY THE OWNER, DUE TO THE LACK OF AVAILABILITY OF ORIGINAL.
- 13) RESPONSIBILITY OF CONTRACTOR: EACH CONTRACTOR IS RESPONSIBLE FOR AND MUST GUARANTEE IN WRITING FIRST CLASS WORKMANSHIP AND MATERIALS. EACH CONTRACTOR WILL ASSUME ALL RESPONSIBILITY FOR THE CARE AND PROTECTION OF HIS OWN WORK AND MATERIALS FROM DAMAGE AND WILL PROTECT THIS SAME PROPERTY. HE WILL MAKE GOOD ANY DAMAGE TO HIS OWN OR OTHER WORK CAUSED BY HIMSELF OR WORKMEN EMPLOYED BY HIM.
- 14) SITE SAFETY: EACH CONTRACTOR WILL ABIDE BY LOCAL AREA STANDARDS AND RELATED OSHA STANDARDS FOR THE PROTECTION AND SAFETY FOR THEIR EMPLOYEES ON SITE. THIS ARCHITECT AND HIS PROFESSIONAL CONSULTANTS WILL BE HELD HARMLESS BY THE OWNER, GENERAL CONTRACTOR AND RELATED AWARDED TRADES, ON THIS PROJECT FOR ACCIDENTS OR INJURIES CAUSED OR ACCORDED ON THIS PROPERTY DURING THE PRE/ACTUAL/POST CONSTRUCTION PHASES OF THIS PROJECT.
- 15) LIENS: ALL SUBCONTRACTORS AND THE GENERAL CONTRACTOR WILL DELIVER TO THE OWNER A COMPLETE RELEASE OF ALL ITEMS ARISING OUT OF THIS CONTRACT AND/OR RECEIPTS IN FULL IN LIEU THERE OF TOWARDS THEIR PARTIAL OR FINAL PAYMENT FOR WORK IN PLACE FOR THE OWNER.
- 16) GENERAL CONTRACTOR TO PAY FOR ALL SCAVENGER SERVICES, AND WILL BE RESPONSIBLE FOR REMOVAL OF DEBRIS ACCUMULATED BY EACH TRADE. HOWEVER, EACH TRADE WILL KEEP THE JOB SITE CLEAN AND SAFE AT ALL TIMES, ALONG WITH A BROOM FINISH AT THE END OF EACH WORKING DAY.
- 17) IF CHANGES ARE MADE IN THE FIELD ON THIS PROJECT VIA DIMENSIONS, MATERIALS, INSTALLATION DIFFERENT THAN INDUSTRY TECHNIQUES AND STANDARDS, ETC., "CONSTRUCTION MANAGER" IS TO BE NOTIFIED 48 HOURS IN ADVANCE TO THESE CHANGES TO BE MADE BY SAID TRADE. IF NOTICE IS NOT GIVEN TO THE G.M., THEN THAT SUBCONTRACTOR IS TOTALLY RESPONSIBLE FOR THE CONSEQUENCES AND EFFECTS EVOLVED FROM THESE CHANGES.
- 18) CONSTRUCTION CLEAN-UP: AFTER ALL OTHER WORK IS COMPLETED AND JUST PRIOR TO TURNING THE SPACE OVER TO THE OWNER, THE CONSTRUCTION MANAGER WILL EMPLOY THE SERVICES OF A PROFESSIONAL CLEANING SERVICES TO CLEAN AND WASH DOWN ALL INSTALLED EQUIPMENT, SERVICE AREAS, ALONG WITH THE CLEANING OF ALL GLASS WINDOW/DOOR SURFACES PRIOR TO OCCUPANCY. ALL WORK SHALL CONFORM TO THE APPLICABLE CODES FOR THIS MUNICIPALITY. SEE CODE REVIEW ON THIS SHEET.
- 19) DO NOT SCALE DRAWINGS.
- 20) CONTRACTOR WILL APPOINT ONE SPECIFIC INDIVIDUAL FOR LIAISON WITH THE OWNER REPRESENTATIVE AND ARCHITECT.
- 21) CONTRACTOR SHALL PERFORM NO PORTION OF THE WORK AT ANY TIME WITHOUT APPROVED CONTRACT DOCUMENTS.
- 22) CONTRACTOR IS RESPONSIBLE FOR COORDINATING ALL ARCHITECTURAL, MECHANICAL, TELEPHONE, ELECTRICAL (INCLUDING LIGHTING), AND PLUMBING SO TO ENSURE THAT REQUIRED CLEARANCES FOR INSTALLATION AND MAINTENANCE OF ALL EQUIPMENT ARE PROVIDED.
- 23) DIMENSIONS SHALL NOT BE CHANGED WITHOUT THE ARCHITECTS WRITTEN APPROVAL.
- 24) CONTRACTOR TO PROTECT EXISTING CONSTRUCTION AND RESTORE ALL FINISH SURFACES TO THEIR ORIGINAL CONDITION WHERE DAMAGED.

## MAP



## LOCATION PLAN



## ARCHITECT'S SEAL

### STATEMENTS OF COMPLIANCE

THESE DOCUMENTS WERE PREPARED BY "WARREN JOHNSON ARCHITECTS, INC." ACCORDING TO THE TERMS OF THE CONTRACT BETWEEN THIS OFFICE AND THE OWNER, FOR THIS BUILDING PROJECT. THESE DOCUMENTS DO NOT EITHER IN WHOLE OR IN PART CONSTITUTE ANY DIRECTION OR INSTRUCTION TO THE AWARDED GENERAL CONTRACTOR OR AWARDED SUB-CONTRACTORS WITH REGARDS TO CONSTRUCTION MEANS, METHODS OR TECHNIQUES BY THESE DOCUMENTS. THIS ARCHITECT DOES NOT INTEND TO EXPRESS ANY OPINION, DIRECTION OR INSTRUCTION OF ANY KIND WHATSOEVER, AS TO THE FINISHED MANNER IN WHICH THE CONSTRUCTION WORK IS TO BE COMPLETED AND/OR RELATED SITE SAFETY ISSUES.

I hereby certify that these drawings were prepared under my direct supervision and to the best of my knowledge comply with the International Building Code.

I have prepared, or caused to be prepared under my direct supervision, the attached plans and specifications and state that, to the best of my knowledge and belief and to the extent of my contractual obligation, they are in compliance with the environmental barrier act (IL Rev. Stat., 1905, Ch. 111 1/2, pars. 9.111 in seq. as amended) and the Illinois Accessibility Code 11 IL Adm. Code 400.

Project will comply with IAC section 400.310 Public Facilities, Alterations

Project will comply with ADA Title II (All programs, services, and activities to be made accessible to and usable by people with disabilities).

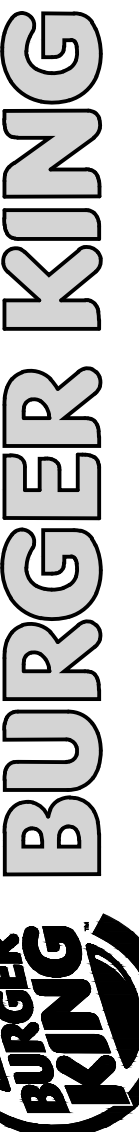
I certify that I am a Registered Energy Professional (REP). I also certify that to the best of my professional knowledge and belief that the attached plans for this premise fully comply with the requirements of the International Energy Conservation Code.

SIGNED: ARCHITECT  
ILLINOIS REGISTRATION NO. 001004802  
DATE: 11.30.2016

PROFESSIONAL DESIGN FIRM -  
ARCHITECTURAL CORPORATION LICENSE NUMBER: 184 - 000318

## WARREN JOHNSON ARCHITECTS, INC.

19 N. GREELEY STREET  
PALATINE, ILLINOIS 60067  
TEL. 847.359.9616  
FAX 847.359.9641



### ISSUE DATES / REVISIONS

NO.	DESCRIPTION	DATE

PERMIT SUBMITTAL 1/5/16

NO.	DESCRIPTION	DATE

**BURGER KING**  
STORE #5735  
2110 W. GALENA BLVD.  
AURORA, IL 60506

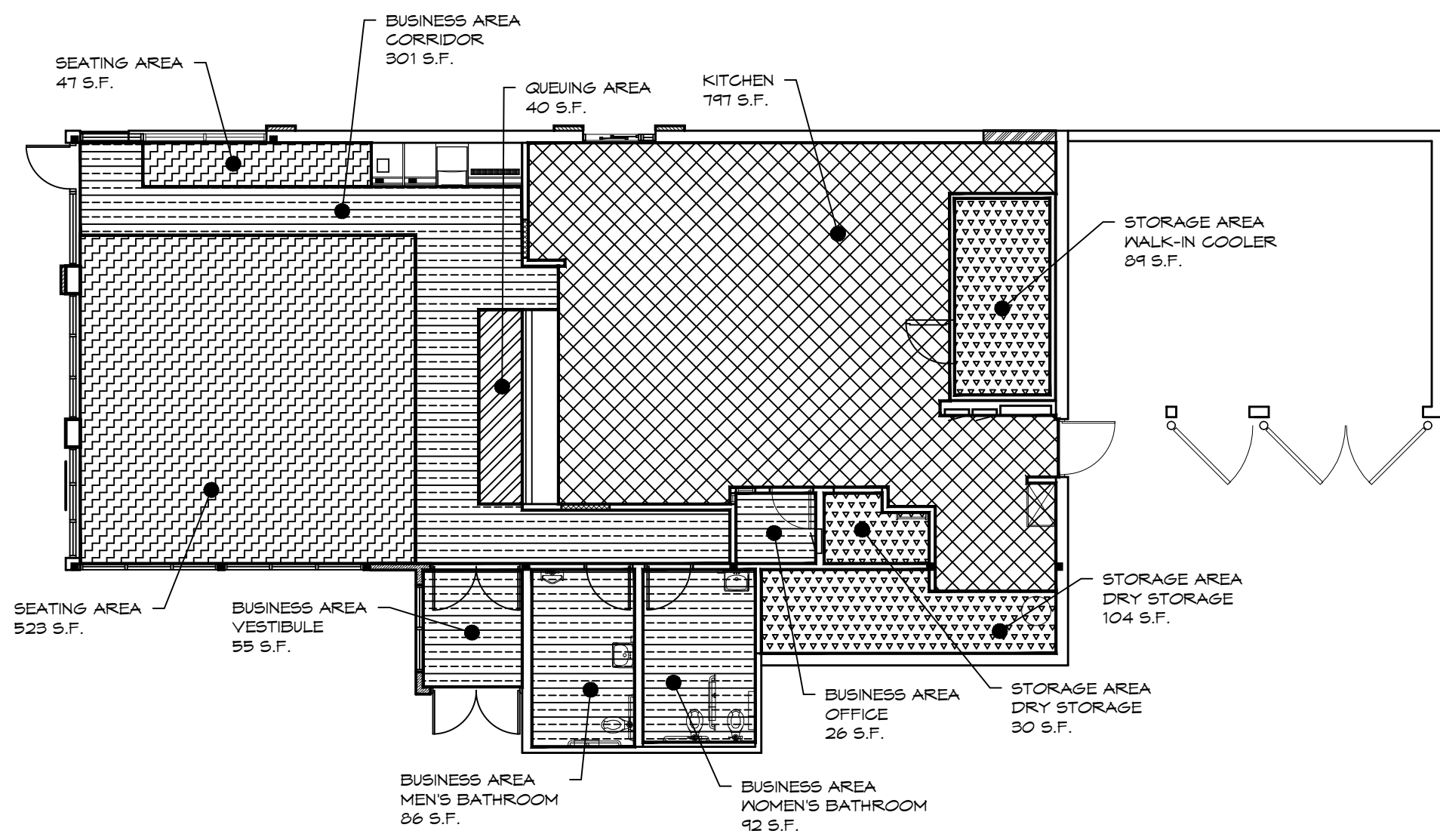
## COVER SHEET

SHEET

# CS-1

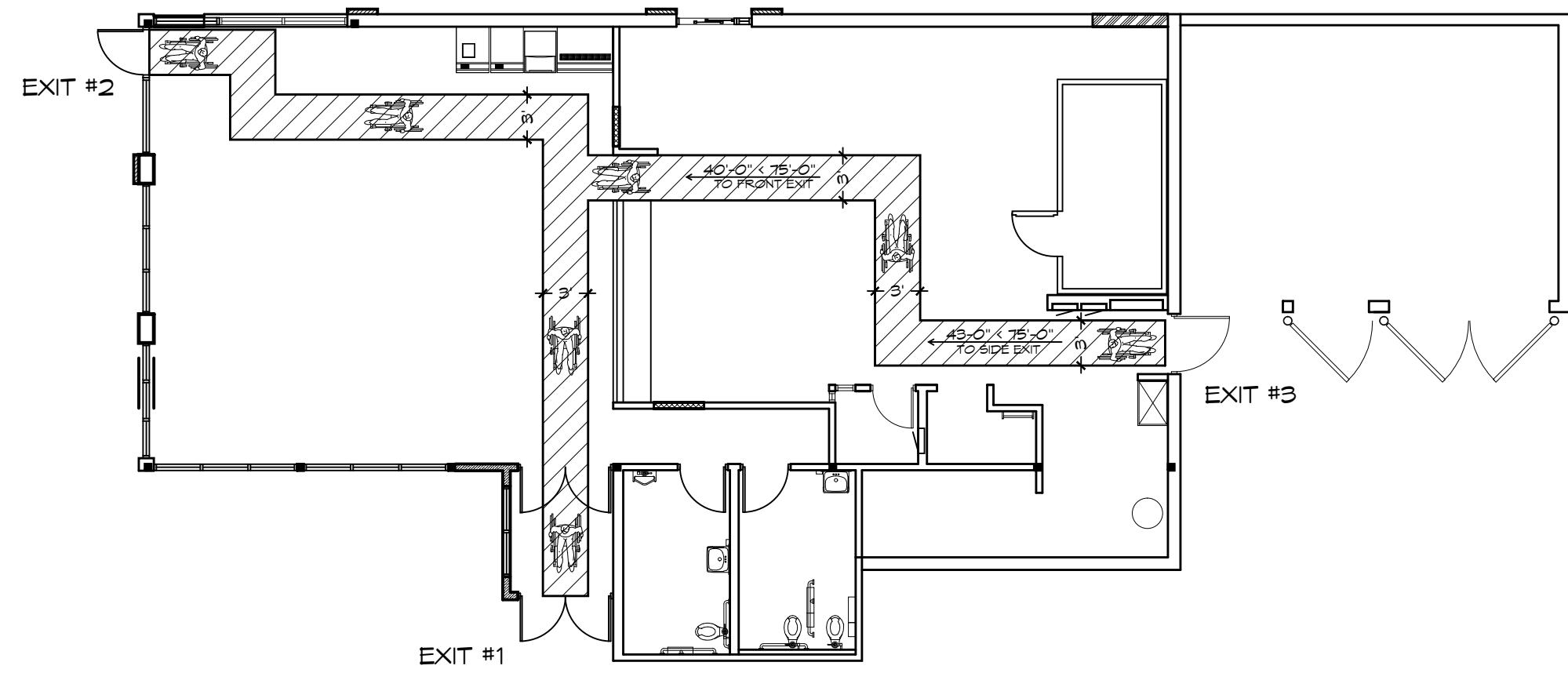
ONE OF TWO

OCCUPANCY PLAN



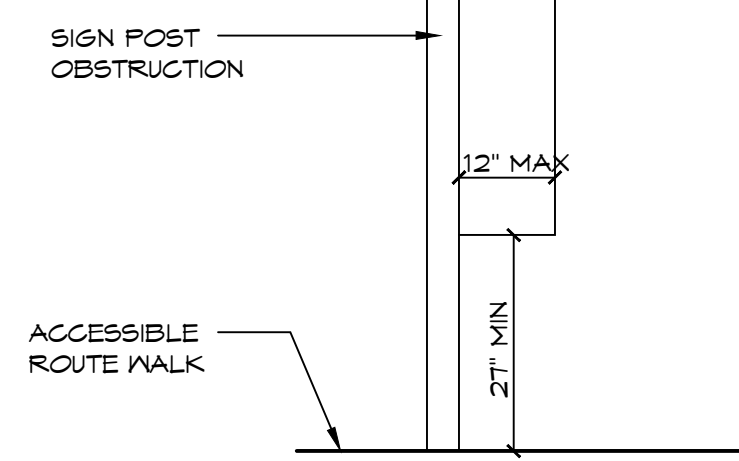
THE OCCUPANT LOAD OF THE RESTAURANT IS BASED ON THE 2001 INTERNATIONAL BUILDING CODE. ALL SQUARE FOOTAGES ARE BASED ON THE NET FLOOR AREA.

EGRESS / EXIT PLAN



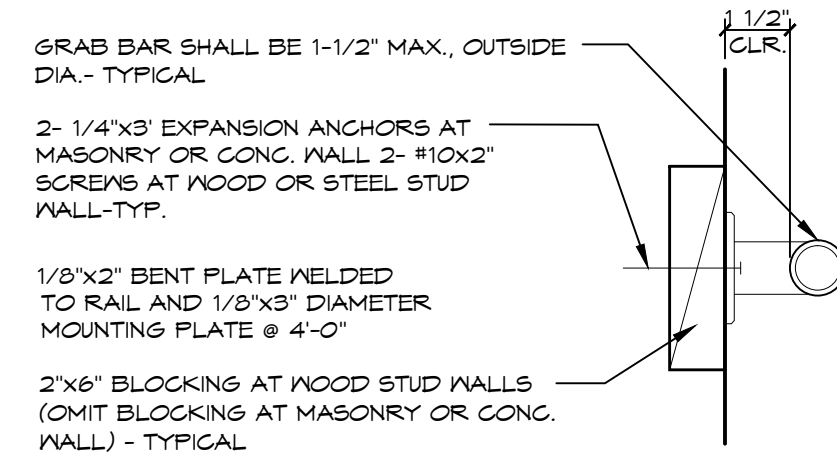
ADA DETAILS

PROTRUDING HAZARDS



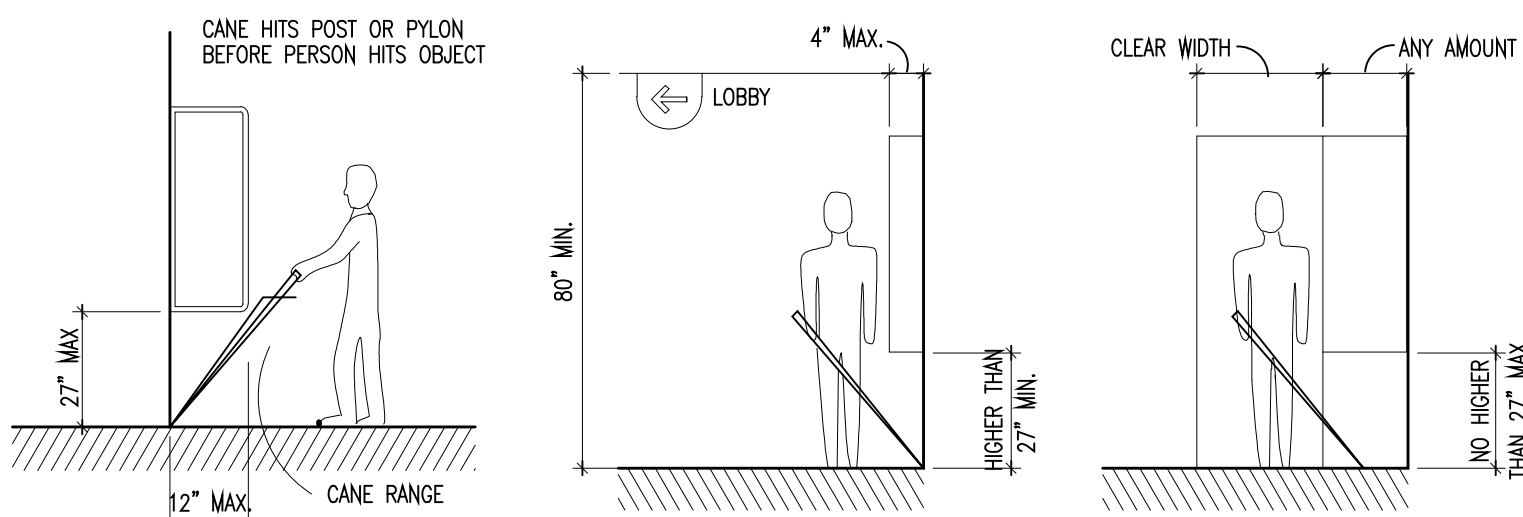
ADA DETAILS

GRAB BAR

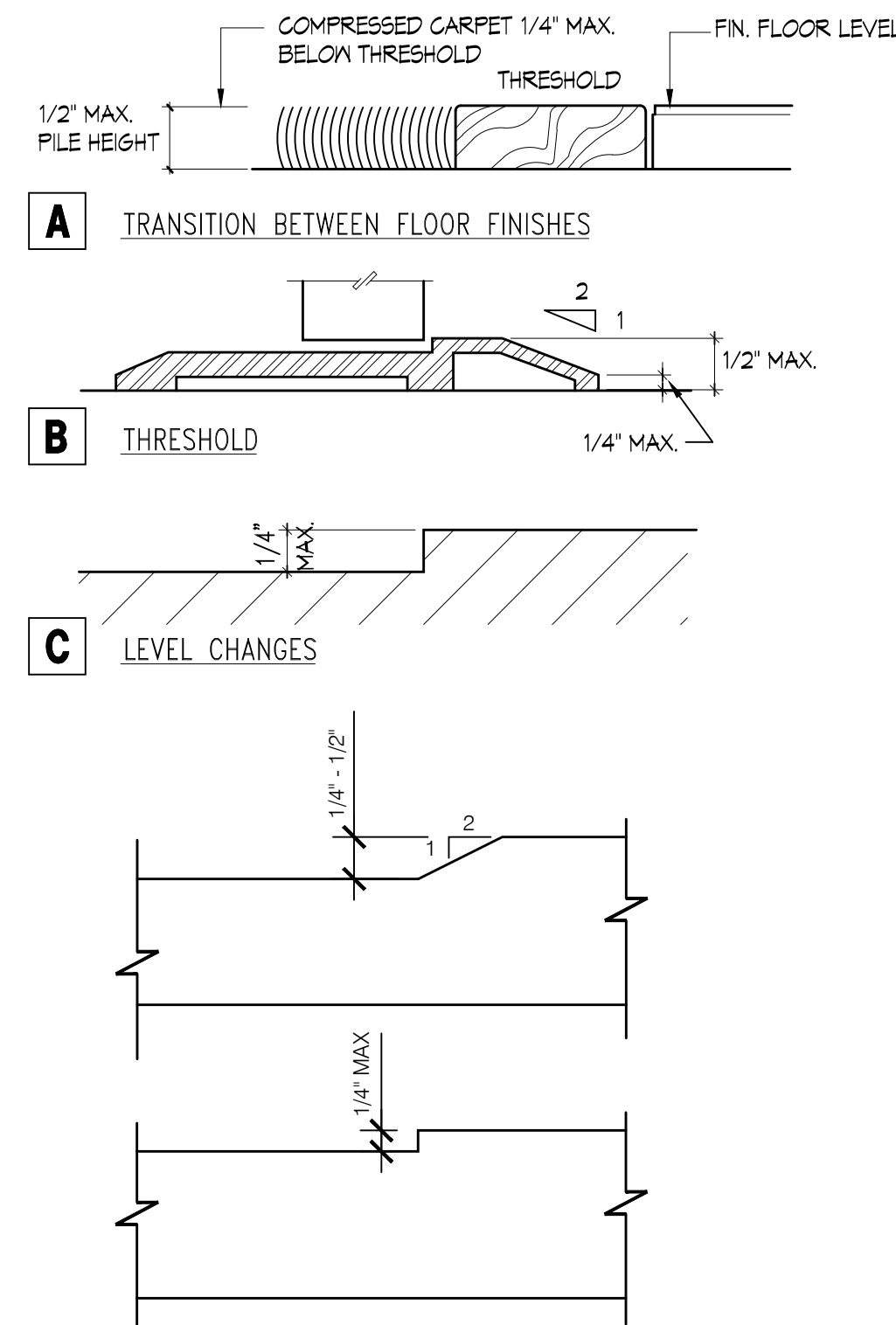


ADA DETAILS

PROTRUDING OBJECTS



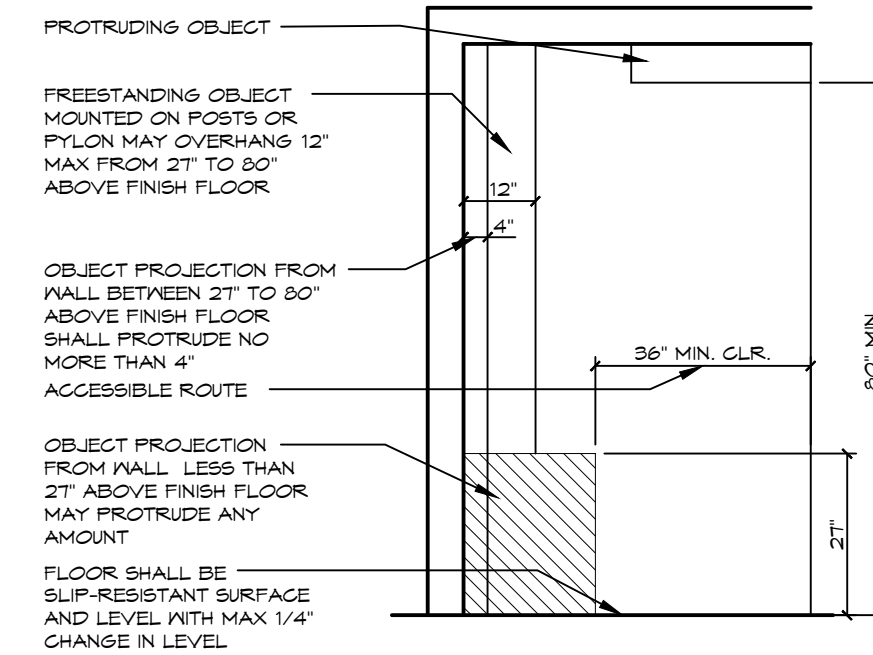
ADA - CHANGES IN LEVEL



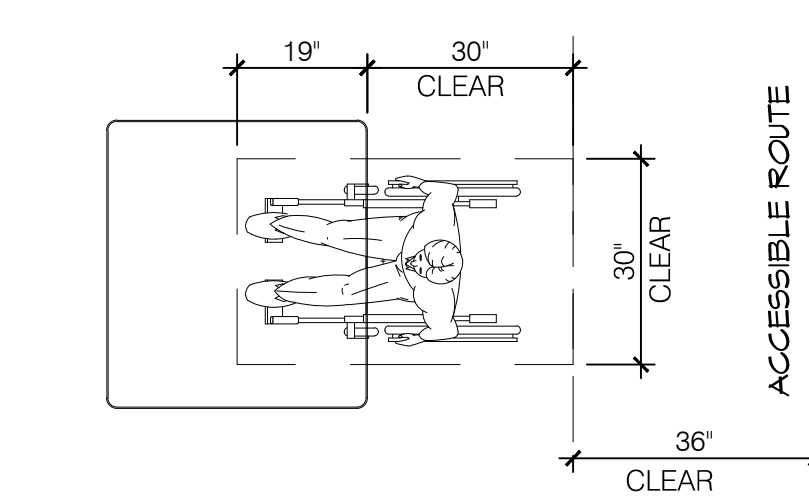
- NOTES:
- 1/2" MAXIMUM TOTAL HEIGHT WITH 1/4" MAXIMUM VERTICAL CHANGE AT EDGE.
  - 1 : 2 SLOPED BEVEL REQUIRED IF LEVEL CHANGE IS OVER 1/4" VERTICAL LEVEL CHANGE.
  - 1/4" MAXIMUM VERTICAL LEVEL CHANGE.

ADA DETAILS

INTERIOR ACCESS ROUTE CLEARANCES

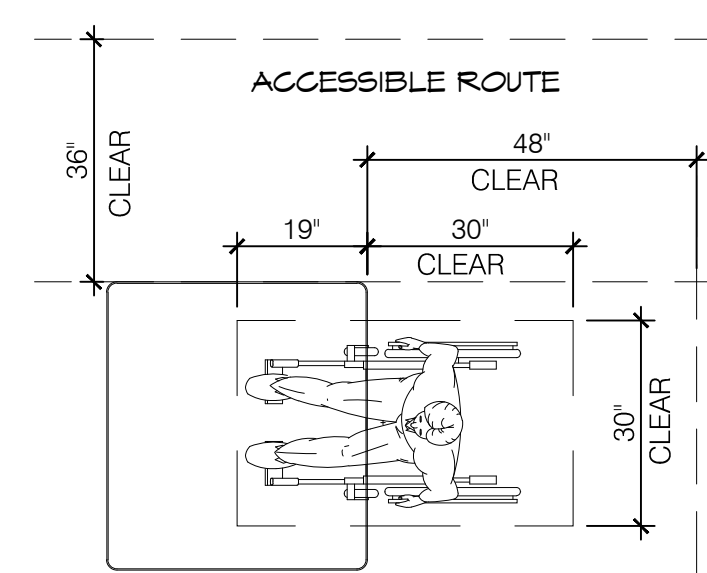


ADA DETAILS



TOTAL SEATS	ACCESSIBLE SEATS
1 - 20	1
21 - 40	2
41 - 60	3
61 - 80	4
81 - 100	5
101 - 120	6
121 - 140	7

NUMBER OF ACCESSIBLE SEATS



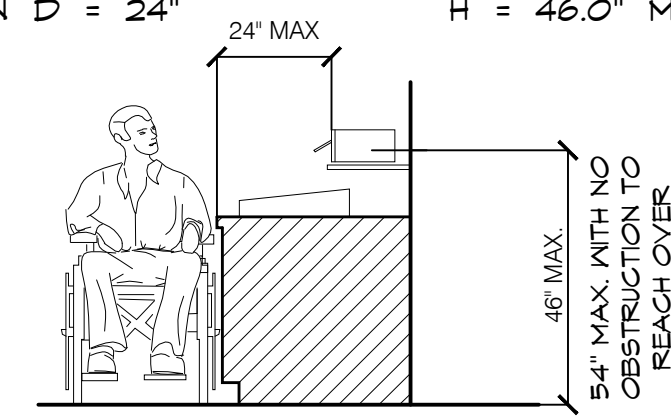
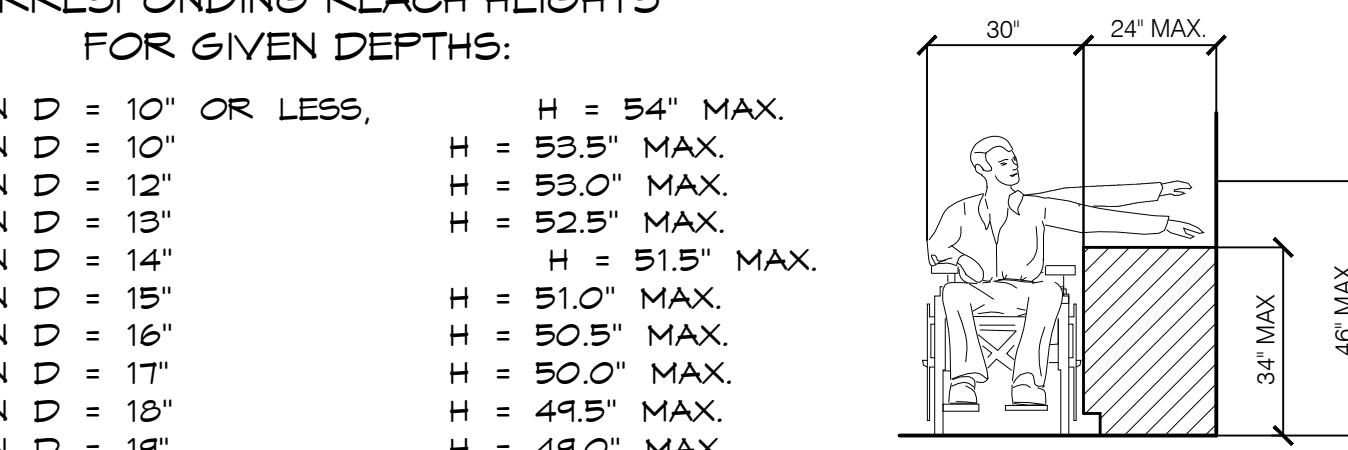
NOTE: MAINTAIN 44" MIN. CLEAR AISLE EGRESS PATHS TO EXIT DOORS.

ADA DETAILS

REACH RANGES

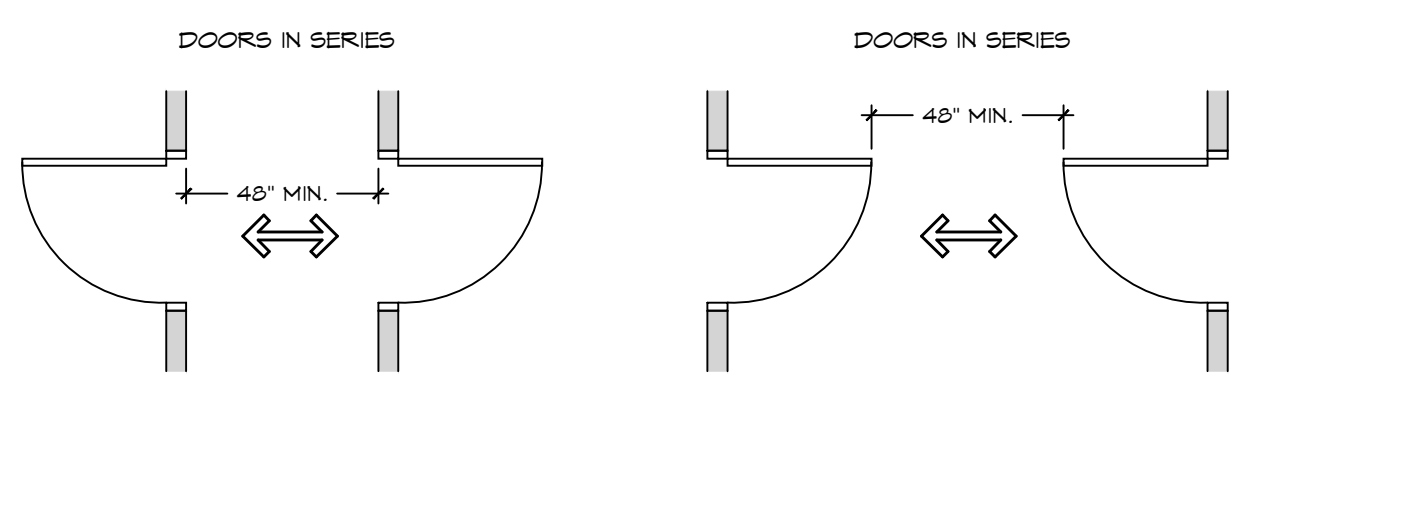
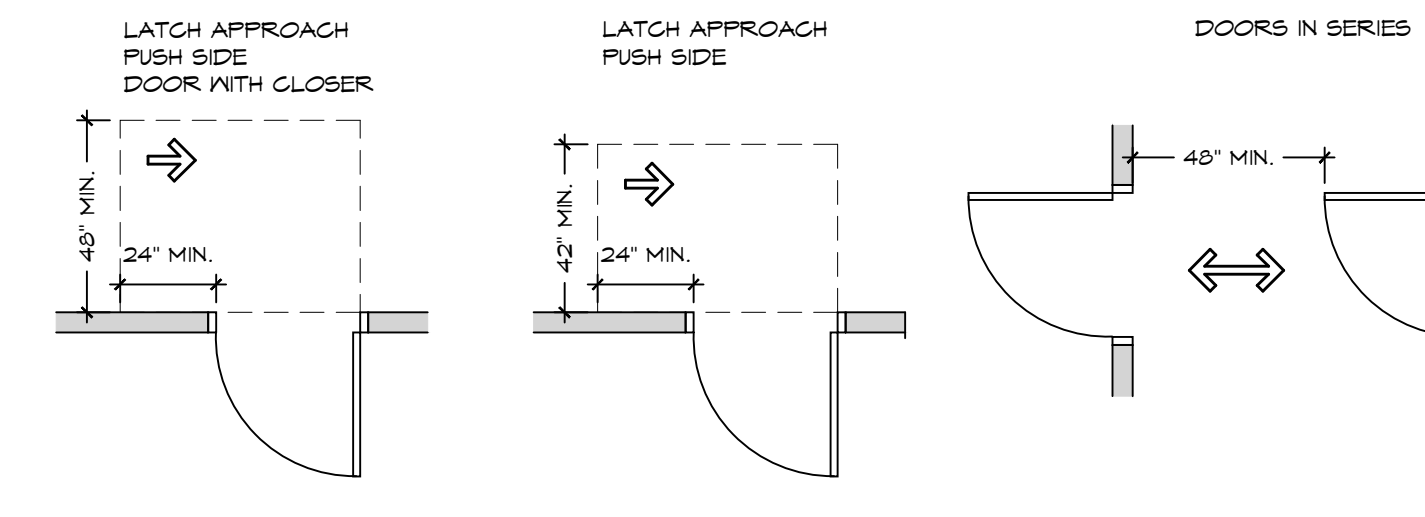
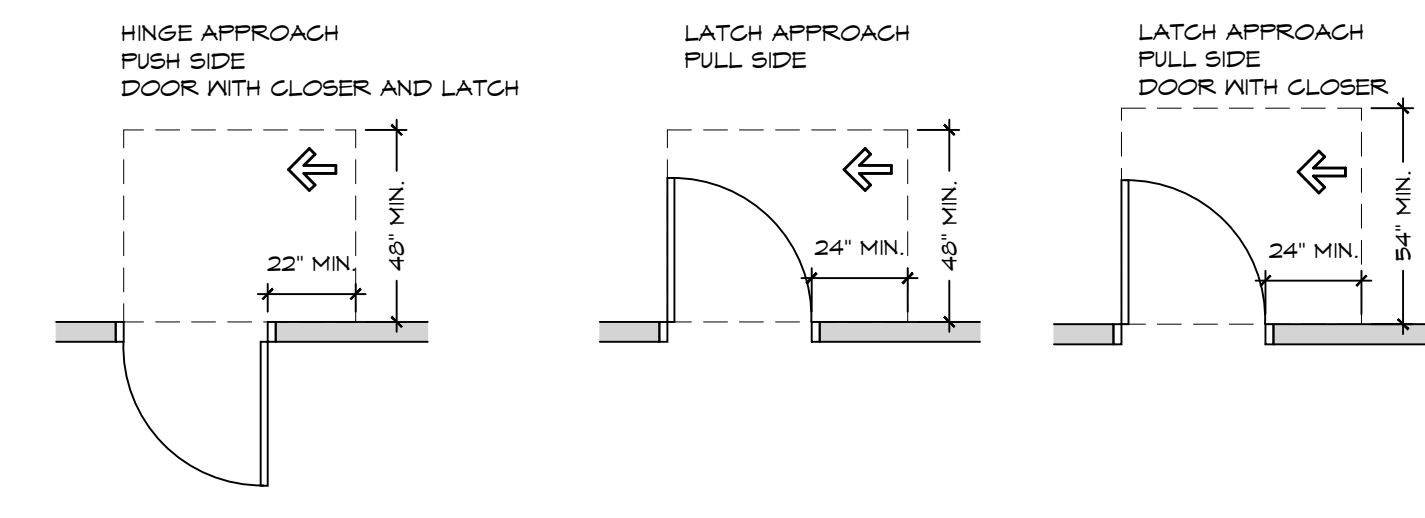
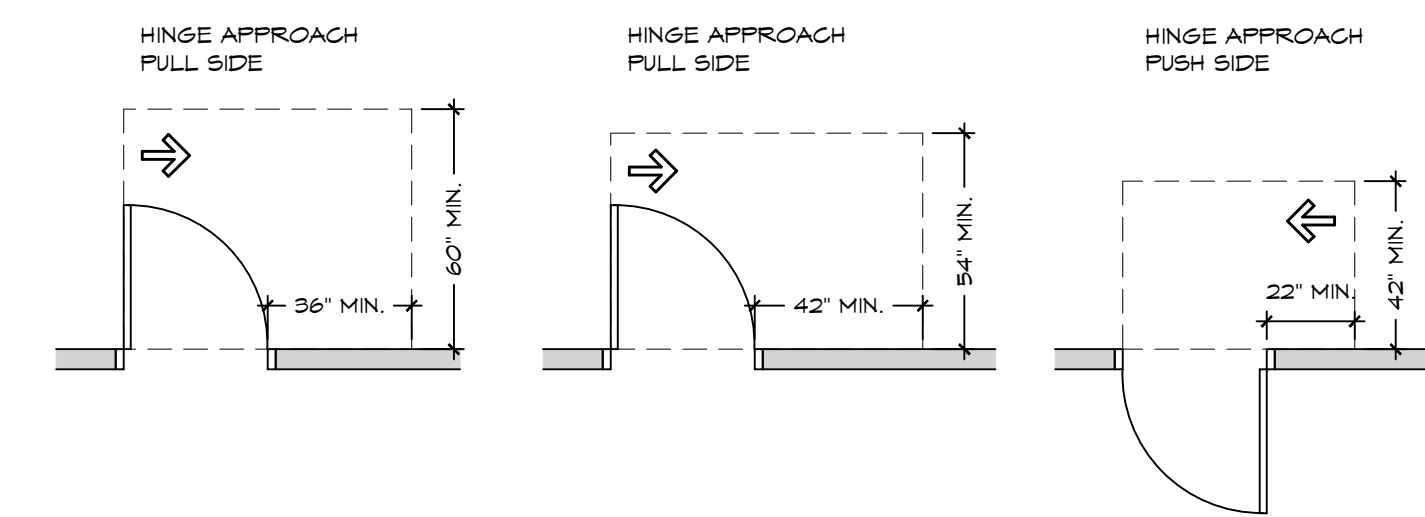
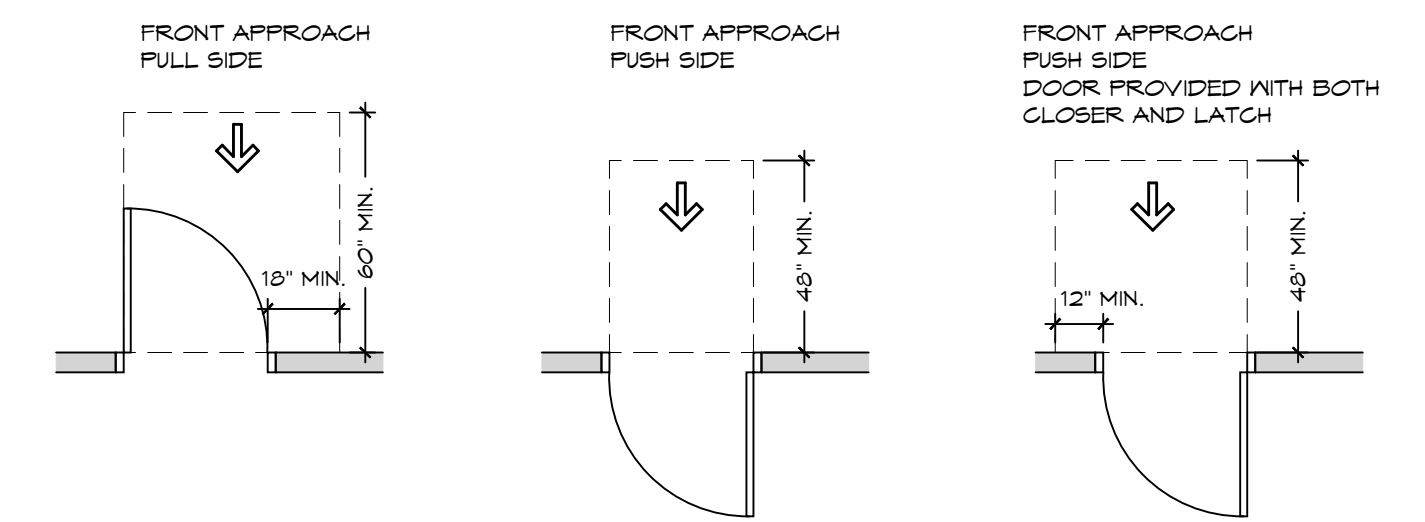
CORRESPONDING REACH HEIGHTS FOR GIVEN DEPTHS:

- WHEN D = 10" OR LESS, H = 54" MAX.  
 WHEN D = 10" H = 53.5" MAX.  
 WHEN D = 12" H = 53.0" MAX.  
 WHEN D = 13" H = 52.5" MAX.  
 WHEN D = 14" H = 51.5" MAX.  
 WHEN D = 15" H = 51.0" MAX.  
 WHEN D = 16" H = 50.5" MAX.  
 WHEN D = 17" H = 50.0" MAX.  
 WHEN D = 18" H = 49.5" MAX.  
 WHEN D = 19" H = 49.0" MAX.  
 WHEN D = 20" H = 48.5" MAX.  
 WHEN D = 21" H = 47.5" MAX.  
 WHEN D = 22" H = 47.0" MAX.  
 WHEN D = 23" H = 46.5" MAX.  
 WHEN D = 24" H = 46.0" MAX.




CONDIMENTS

ACCESSIBLE ROUTES AT DOORS



WARREN JOHNSON ARCHITECTS, INC.

19 N. GREELEY STREET  
 PALATINE, ILLINOIS 60067  
 TEL. 847.359.9616  
 FAX 847.359.9641



1/5/16 DATE 11/30/16 LIC. EXPIRES

BURGER KING

ISSUE DATES / REVISIONS

NO.	DESCRIPTION	DATE

PERMIT SUBMITTAL 1/5/16

© WARREN JOHNSON ARCHITECTS, INC. 2013  
 THESE DOCUMENTS ARE THE PROPERTY OF WARREN JOHNSON ARCHITECTS, INC. IF NOT TO BE REUSED, COPIED OR REPRODUCED WITHOUT WRITTEN PERMISSION FROM THE AUTHOR.

DRAWN BY: T. WILLIE  
 CHECKED BY: M. JOHNSON  
 DATE: 11.30.15  
 PROJECT NO: 15014

BURGER KING  
 STORE #5735  
 2110 W. GALENA BLVD.  
 AURORA, IL 60506

CODE DETAILS

SHEET  
**CS-2**  
 TWO OF TWO





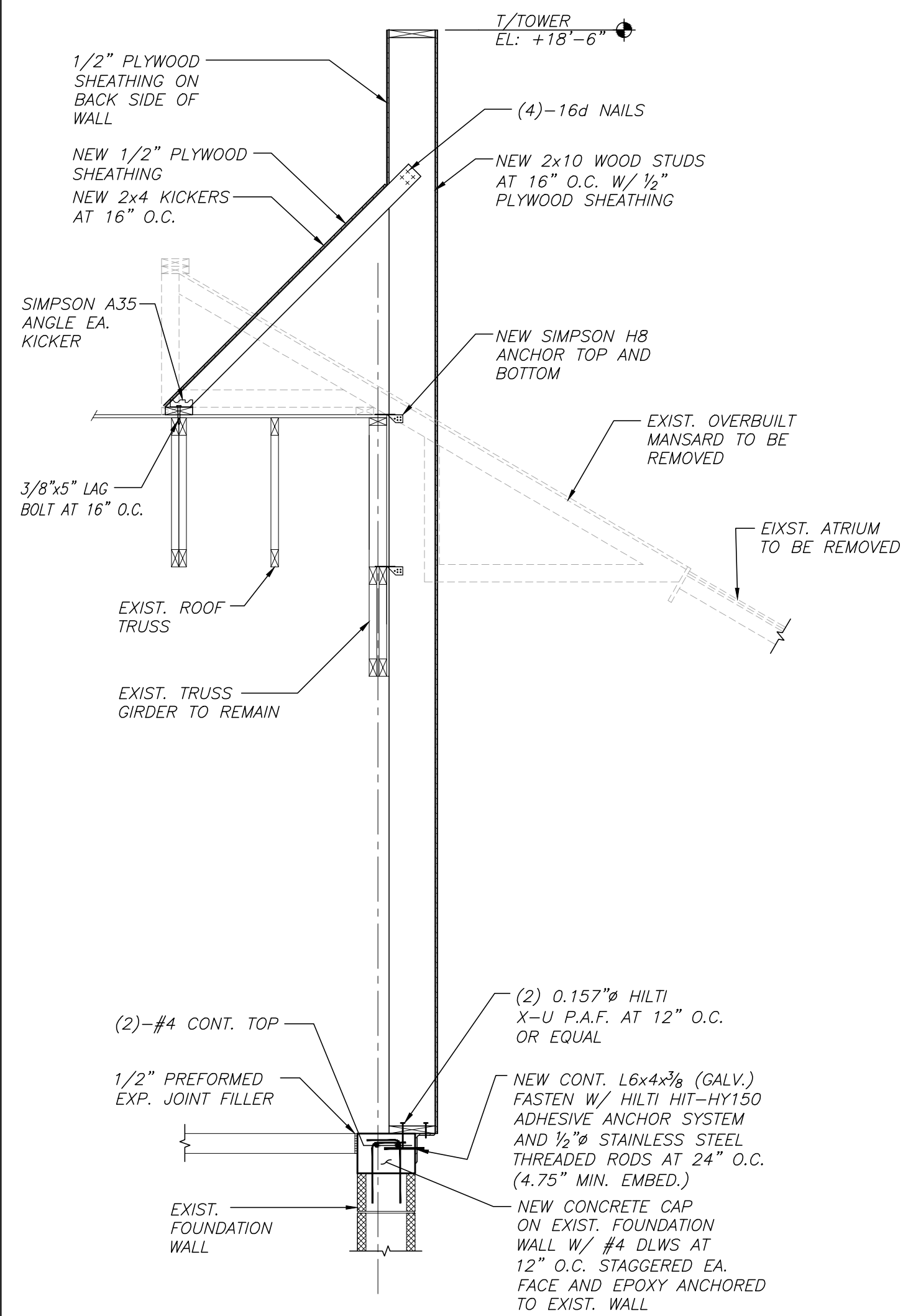




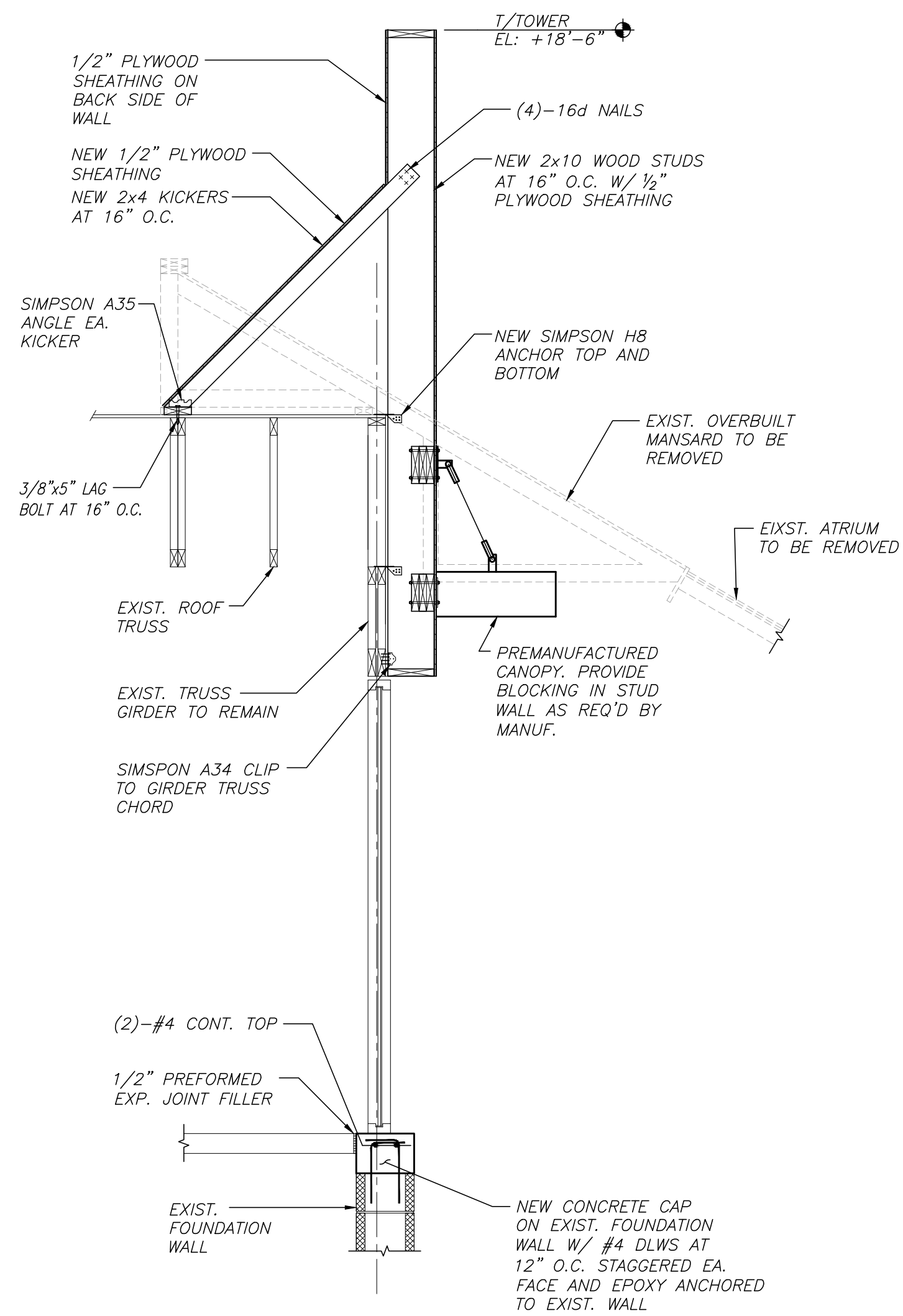




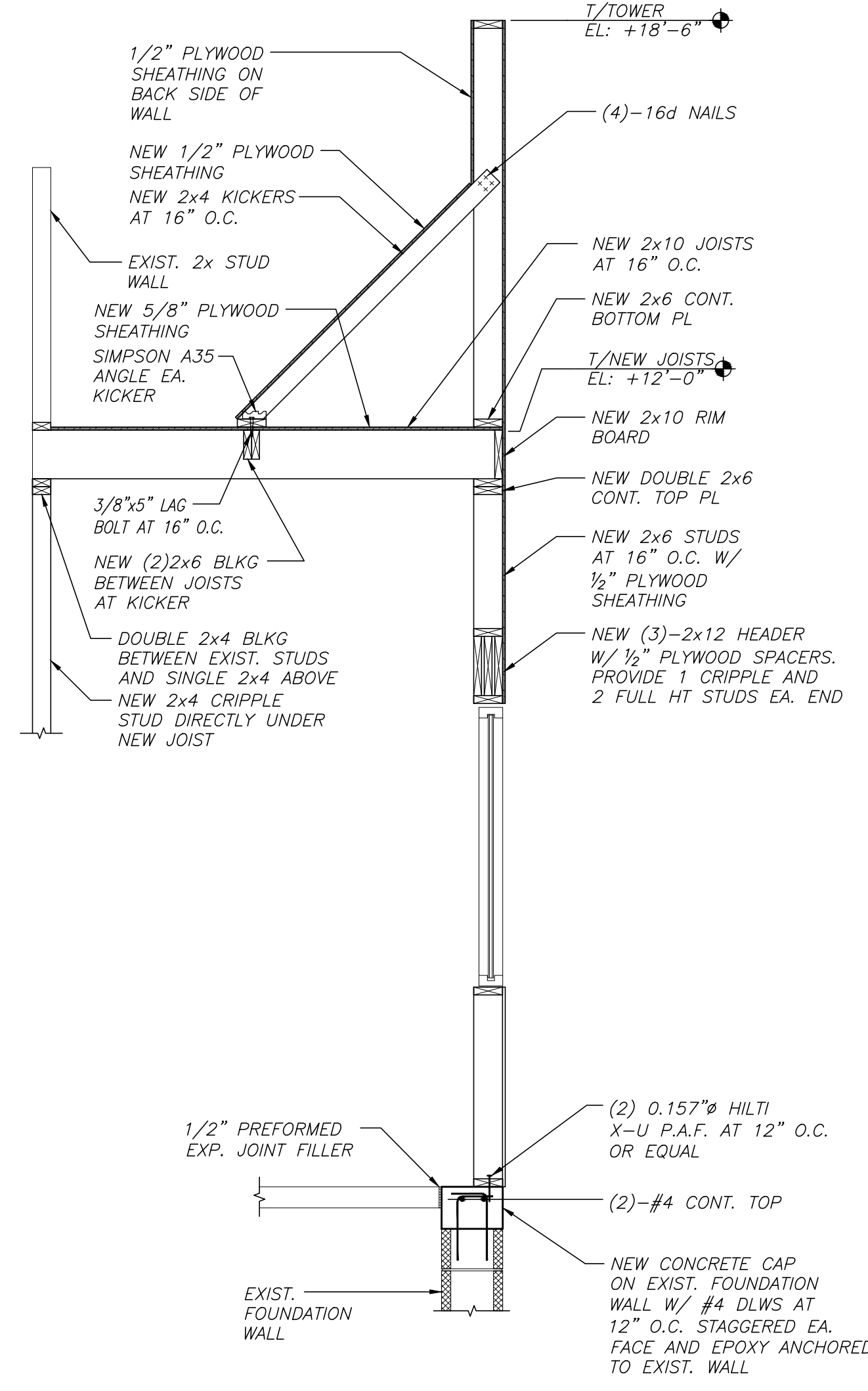




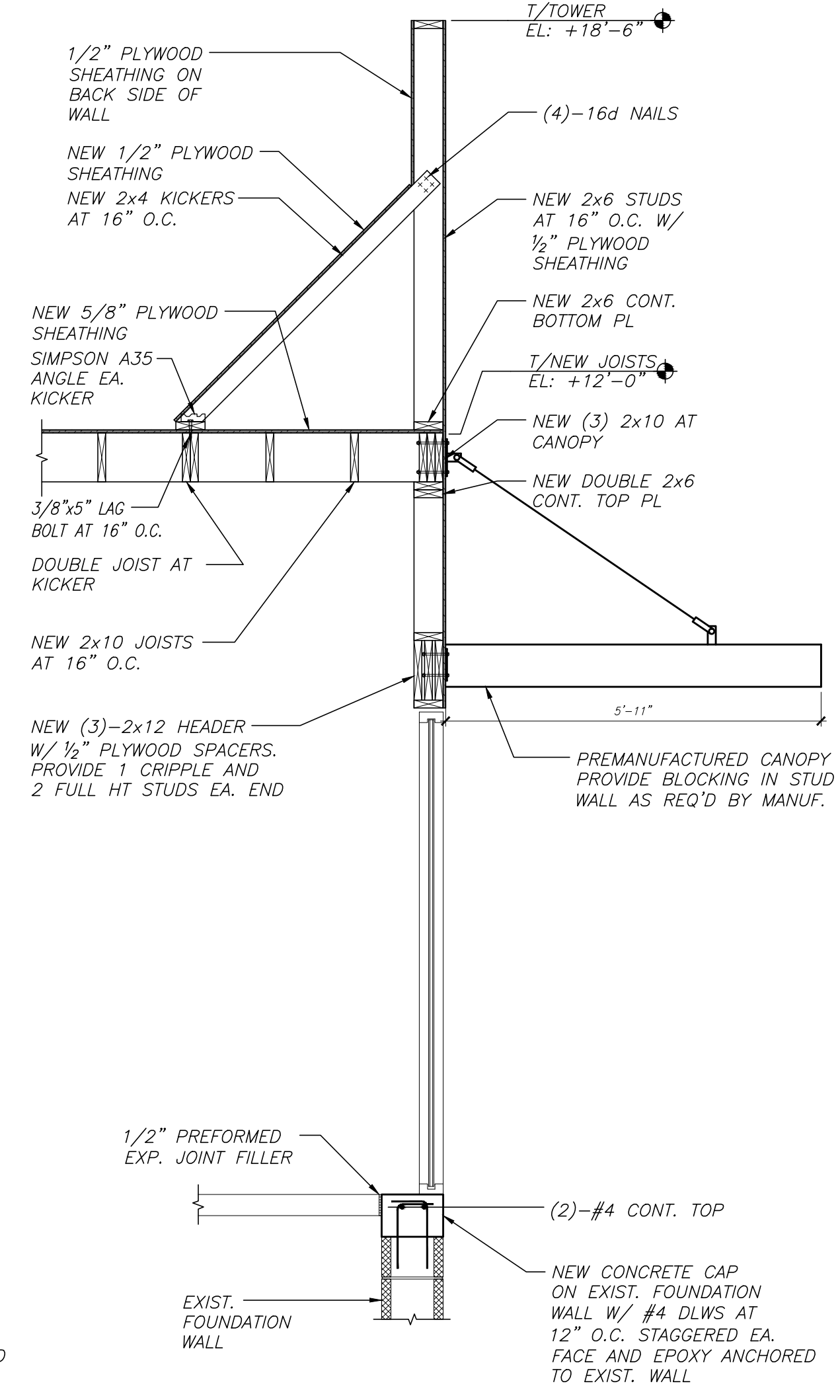
1 WALL SECTION AT FRONT TOWER



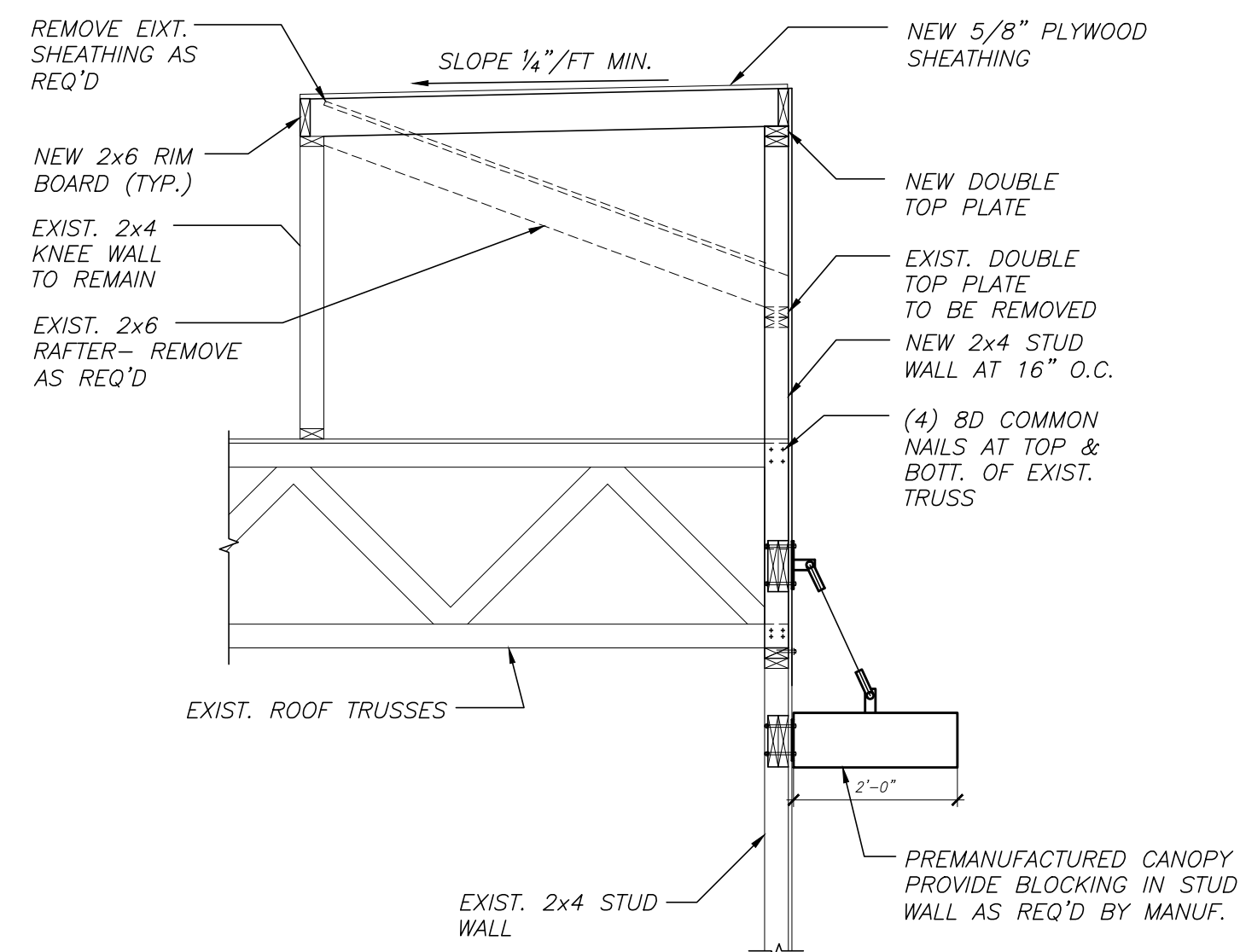
2 WALL SECTION AT FRONT TOWER




3 WALL SECTION AT SIDE ENTRY



4 WALL SECTION AT SIDE ENTRY




5 WALL SECTION



**WARREN JOHNSON ARCHITECTS, INC.**

19 N. GREELEY STREET  
PALATINE, ILLINOIS 60067  
TEL: 847.359.9616  
FAX: 847.359.9641



ISSUE DATES / REVISIONS

NO.	DESCRIPTION	DATE:

PERMIT SUBMITTAL 1.8.16

© WARREN JOHNSON ARCHITECTS, INC. 2015  
THESE DOCUMENTS ARE THE PROPERTY OF WARREN JOHNSON ARCHITECTS, INC. & MAY NOT BE REPRODUCED, COPIED OR REPRODUCED WITHOUT WRITTEN PERMISSION FROM THE AUTHOR.

DRAWN BY: --  
CHECKED BY: VGC  
DATE: 12.28.15  
PROJECT No: 15006.09

BURGER KING  
STORE #5735  
2110 W. GALENA BLVD.  
AURORA, IL 60506

FRAMING DETAILS

SHEET

**S2.2**














ISSUE DATES / REVISIONS

NO.	DESCRIPTION	DATE

NO.	DESCRIPTION	DATE

© WARREN JOHNSON ARCHITECTS, INC. 2013  
THESE DOCUMENTS ARE THE PROPERTY OF WARREN JOHNSON ARCHITECTS, INC. THEY MAY NOT BE REPRODUCED, COPIED OR REPRODUCED WITHOUT WRITTEN PERMISSION FROM THE AUTHOR.

DRAWN BY:	T. WILLIE
CHECKED BY:	M. JOHNSON
DATE:	11.30.15
PROJECT NO:	15014

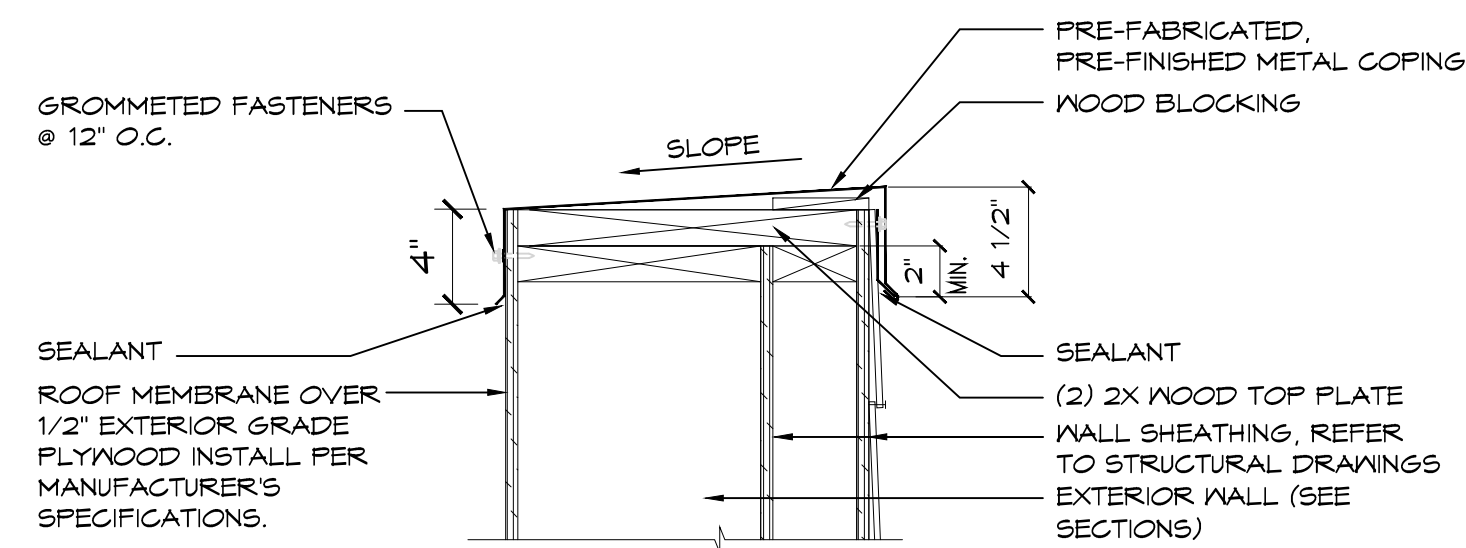
**BURGER KING STORE #5735**  
2110 W. GALENA BLVD.  
AURORA, IL 60506

**WALL SECTIONS & DETAILS**

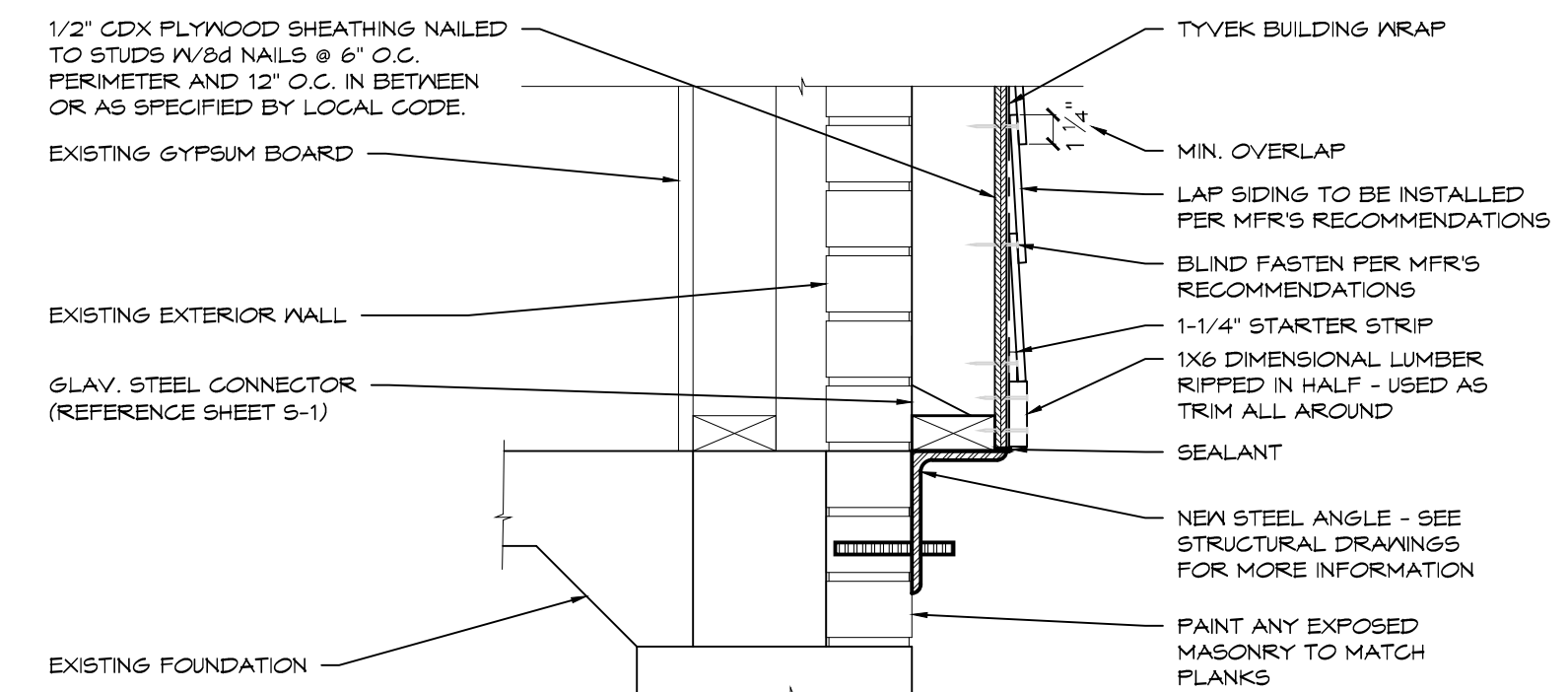
SHEET

**A-5**

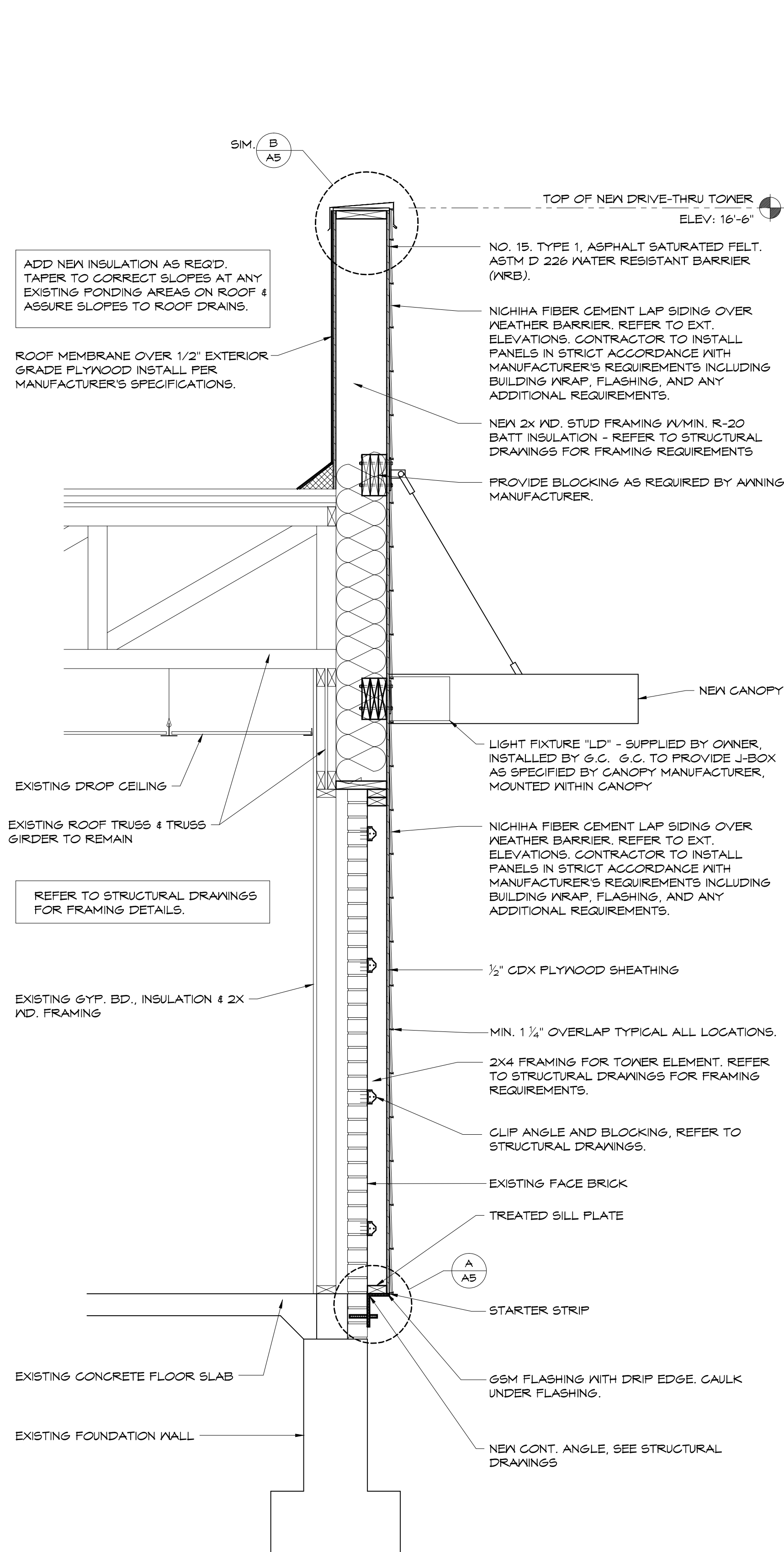
SIX OF NINE



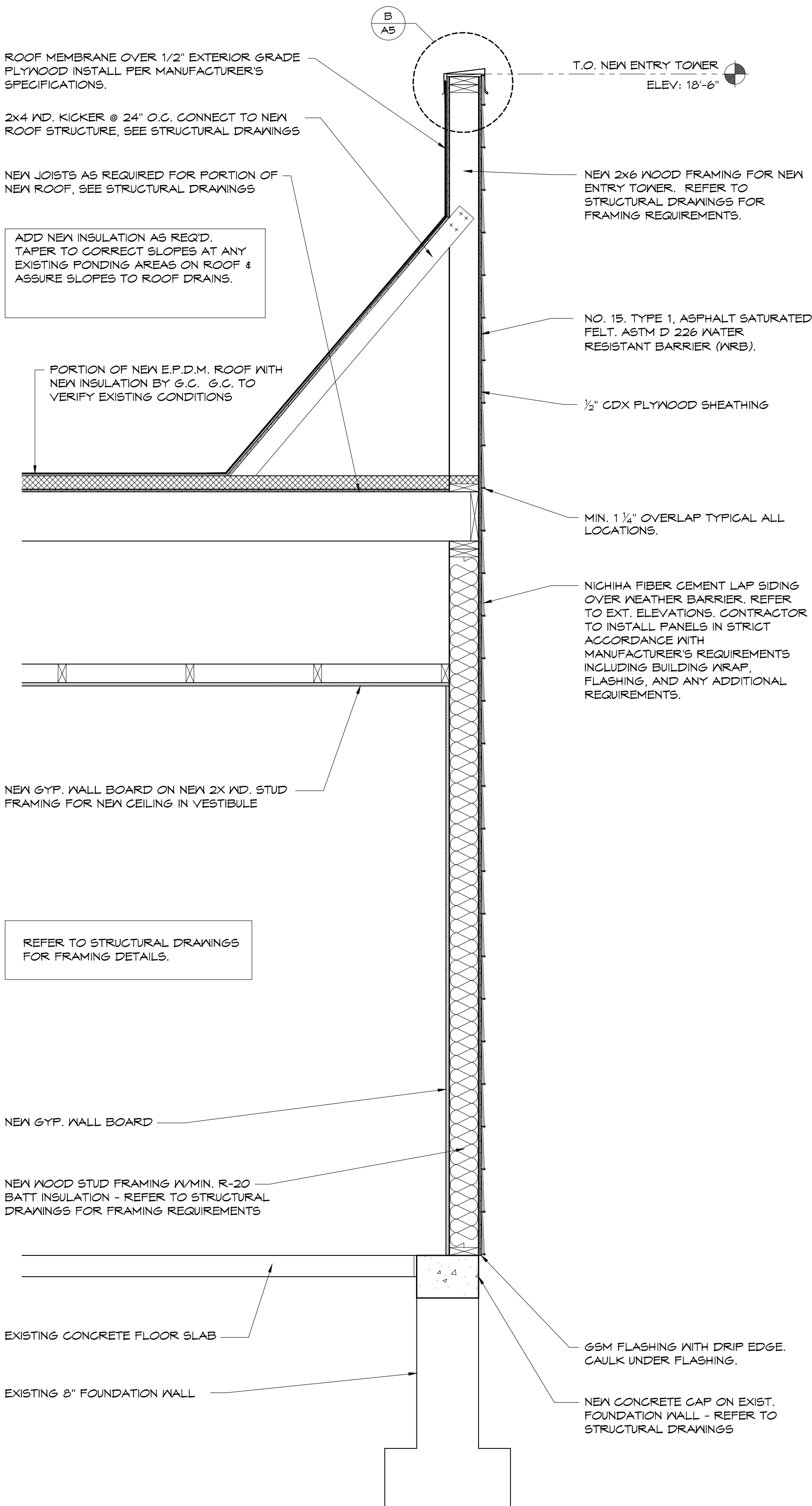
**PARAPET CAP DETAIL**  
SCALE: 1 1/2" = 1'-0"



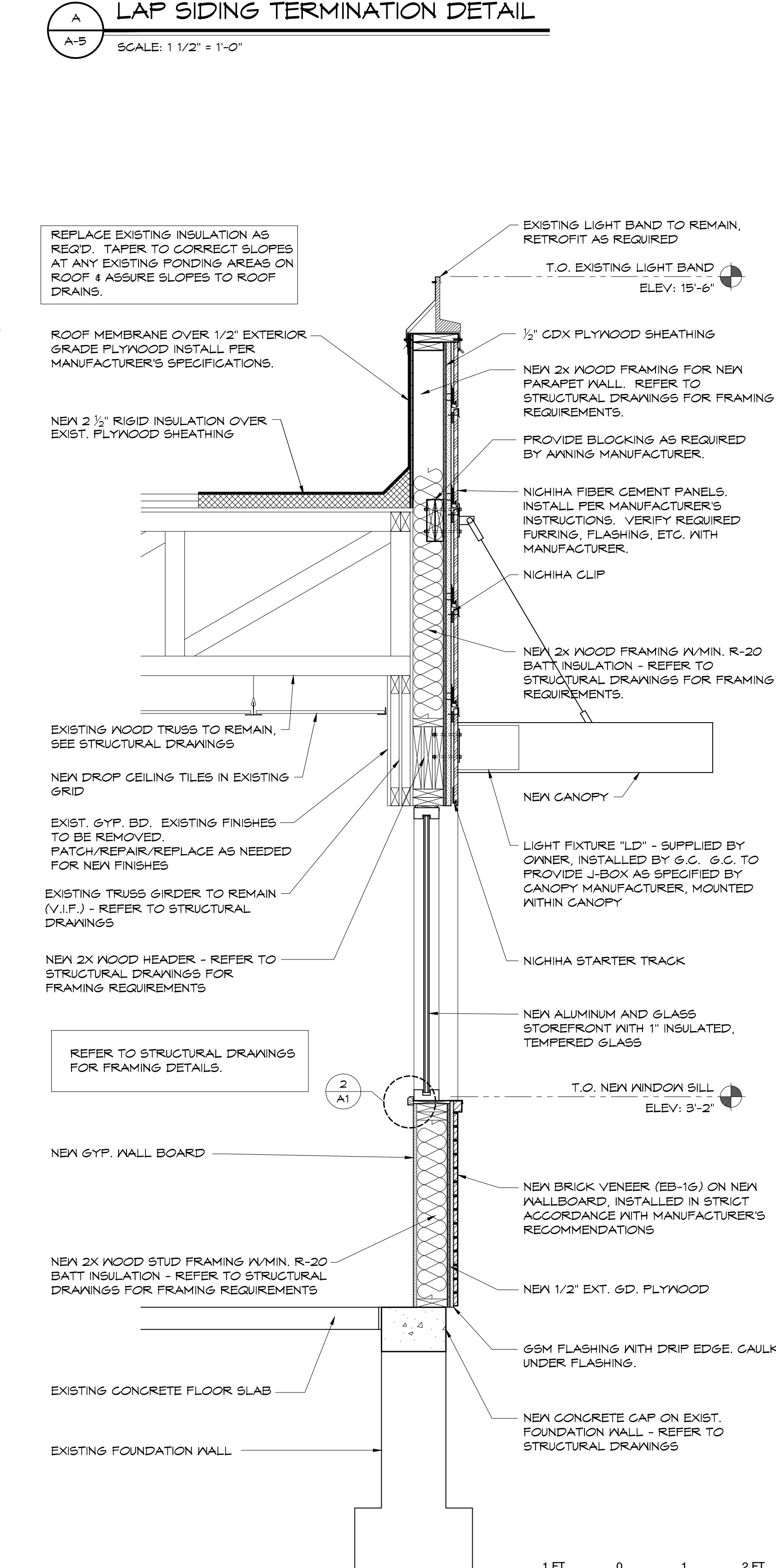
**LAP SIDING TERMINATION DETAIL**  
SCALE: 1 1/2" = 1'-0"



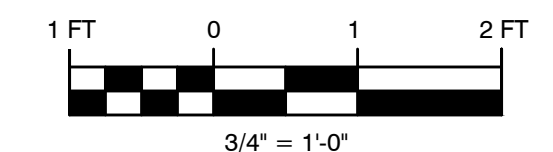
**WALL SECTION 3**  
SCALE: 3/4" = 1'-0"



**WALL SECTION 2**  
SCALE: 3/4" = 1'-0"



**WALL SECTION 1**  
SCALE: 3/4" = 1'-0"











This drawing contains proprietary information by Seating Concepts. Unauthorized use or reproduction is prohibited without expressed written consent of Seating Concepts.

**Project Contacts:**  
Please contact one of the following Seating Concepts team members to address any concerns you may have:

Customer Service:  
Ken Hibben 815.730.7980 x 2253  
Linda Bender 815.730.7980 x 2224  
Alyson Simek 815.730.7980 x 2206

Interior Design:  
Samantha Uthe 815.730.7980 x 2251  
Lori Manion 815.730.7980 x 2242  
Iwona Letocha 815.730.7980 x 2273  
Sandra Chavez: 815.730.7980 x 2221  
Niha Prasad: 815.730.7980

\*\*After delivery of decor if you have any questions please contact customer service at 815.730.7980



PROJECT: Improved 20/20 Light

LOCATION: AURORA, IL

ADDRESS: 2110 W. GALENA BLVD.

STORE #: 5735

DRAWN BY: NP

PROJECT MANAGER: Zach DePyssler

SALES MANAGER: Linda Bender

DATE: 09-02-15

REVISION HISTORY			
DATE	REV #	DESCRIPTION	INITIALS
09-02-15	1	REVISE PER SCI REVIEW	NP
09-06-15	2	NEW CAD	NP
09-09-15	3	REVISE PER SCI REVIEW	NP
12-01-15	4	NEW SHELL	NP
01-06-16	5	ADD WASHERS FOR GRAPHICS	NP

DRAWING TITLE: Cover Sheet

SCALE: NTS

**ID-1**

Seating Concepts 125 Connell Ave. Rockdale, IL 60436

Decor Drawings:

\* These plans are produced from architects drawings received:11-30-15 REV

General Notes

1. Do not scale off plans. Call Seating Concepts to verify any questionable dimensions - 815.730.7980
2. Dimensions are for design intent only.
3. Seating Concepts has prepared these pages as accurately as possible with the information provided. The owner understands that adjustments to the final locations of equipment and/or furniture placement may be required at the owner's expense due to discrepancies based on actual job site dimensions and conditions.
4. Refer to architectural drawings for complete and accurate dimensions of building structure.
5. These documents are the property of Seating Concepts.
6. These documents may not be copied, reproduced, used, or implemented in any way, without the consent of Seating Concepts.
7. Seating Concepts is not responsible for deviations, changes, additions, or deletions not reviewed and approved in advance by Seating Concepts.

Construction

1. The GC shall verify all dimensions and conditions on the job site and notify Seating Concepts of all discrepancies prior to starting work.
2. GC is to review Seating Concepts plans against the architectural drawing set they are using on site. GC shall notify Seating Concepts immediately if they notice discrepancies.
3. Dimensions marked GC to Verify must be verified and the measurements recorded to Seating Concepts. Failure to communicate verified dimensions to Seating concepts could result in a delay of decor fabrication and possible delay of shipment.
4. GC to locate thermostats and sensors and move accordingly so they do not interfere with decor.
5. GC to refer to elevations for typical wall finishes.

Finish Specification & Ordering of Materials

1. The building specifications have multiple options to choose from. Seating Concepts shows all the options in the specification sheets for the Owner/GC to select from. Seating Concepts does not select the option to be used. This is for the wall tile, floor tile, paint, and ceiling finishes.
2. GC to order by complete specification, including series, item number and color. Any discrepancies should be communicated to Seating Concepts immediately.
3. Changes to finishes as requested by owner after materials are ordered may result in owner assuming restocking fees or other additional costs associated with a re-selection.

Tile

Wall Tile

1. All outside corners of the tile walls to receive edge protection per trim schedule TR-3L. TR-3L trim is also located where tile transitions to paint or vinyl wall covering. GC is responsible for ordering the correct size trim system for installation.
2. Tile patterns are shown on elevations for representation of install pattern only. Do not scale from drawings.
3. GC to insure wall tile specified in restrooms and food service/prep areas meet the local health code requirements.
4. Recommended grout joint is 1/8".

Floor Tile

1. Base tile to be located from elevations.
2. Base tile in kitchen must match floor finish specification for kitchen tile.
3. It is the responsibility of the GC to account for variance in tile thickness to insure a flush floor tile installation.
4. If cove base tile is used the GC must install cove base to be flush with floor tile.
5. Recommended grout joint is 1/8".
6. GC must apply grout sealer.

Decor Package:

\* All Designs must be approved by Burger King Corporation.

Ceiling

1. GC must coordinate all existing HVAC and lighting with interior decor.

Electrical

1. All electrical outlets are located 18" A.F.F. unless otherwise noted.
2. All power and data to come from ceiling unless noted otherwise.
3. All electrical fixtures, wiring, and installation to be UL approved.
4. Pendants are to be centered over table top once final installation of seating is complete.

Installation

1. GC is to inspect Seating Concepts product upon delivery. Notice of damage must be given within 24 hours of delivery. Any damage noted after this time period will become the responsibility of the GC and will be repaired or replaced at the GC's expense.
2. GC is responsible to protect product during and after installation. Seating Concepts will not be responsible for product replacement due to misuse by others during and/or after installation.
3. GC to refer to installation pages included in the installation instructions packet sent with the decor.
4. GC is responsible to insure appropriate installation of metalwork as required for table tops designated as ADA compliant.

Drawing Index:

- \* ID-1 Cover Sheet
- \* ID-2 Seating Layout
- \* ID-3 Furniture Finish Layout
- \* ID-4 Wall Finish Layout
- \* ID-5 Pendant, Soffit, Graphic Layout
- \* ID-6 Flooring Layout
- \* ID-7 Interior Elevations
- \* ID-8.0 Interior Elevations
- \* ID-9 Furniture Finish Specifications
- \* ID-10 Interior Building Specifications
- \* ID-11 Interior Building Specifications
- \* ID-12 Interior Building Specifications
- \* ID-13 Interior Building Specifications
- \* ID-14 Product Images
- \* ID-15 Product Details
- \* ID-16 FSC Details

STEEL KEY	TTOP	TTOP/OFF	FREE STANDING	SP	SP-522	SP-522-HC	MISC. SYMBOLS	RETOFIT PRODUCT (NEW OF EXISTING STEEL)	FREESTANDING CHAIR	FREESTANDING BARSTOOL	DRUM STOOL	SOFT SEATING
CORE DRILLED												

NOTE: THIS KEY REPRESENTS GENERAL STEEL SYMBOLS. REFERENCE PROJECT SPECIFICATIONS FOR PRODUCT DESCRIPTIONS DETAILED IN PLAN.

SEATING AND TABLE SCHEDULE	TABLE TOP STYLES											
	SINGLES	2 TOPS	3 TOPS	4 TOPS	5 TOPS	6 TOPS	8 TOPS	10 TOPS	12 TOPS			
TABLE TOP QUANTITY	1	2	-	7	-	-	-	-	1	-		
SEAT QUANTITY	2	4	-	28	-	-	-	-	10	-		

ADA ACCESSIBLE SEATING: 3      TOTAL NUMBER OF SEATS: 44

**FLOOR PLAN KEY**

ELEVATION TAG **1**

**SEATING Concepts**

125 Connell Ave  
Rockdale, IL 60436

[www.seating-concepts.com](http://www.seating-concepts.com)

T: 815.730.7980 F: 815.730.7969

This drawing contains proprietary information by Seating Concepts. Unauthorized use or reproduction is prohibited without expressed written consent of Seating Concepts.

**Project Contacts:**

Please contact one of the following Seating Concepts team members to address any concerns you may have:

**Customer Service:**  
 Ken Hibben 815.730.7980 x 2253  
 Linda Bender 815.730.7980 x 2224  
 Alyson Simek 815.730.7980 x 2206

**Interior Design:**  
 Samantha Uthe 815.730.7980 x 2251  
 Lori Manion 815.730.7980 x 2242  
 Iwona Letocha 815.730.7980 x 2273  
 Sandra Chavez 815.730.7980 x 2221  
 Niha Prasad 815.730.7980

\*\*After delivery of decor if you have any questions please contact customer service at 815.730.7980



**PROJECT:** Improved 20/20 Light

**LOCATION:** AURORA, IL

**ADDRESS:** 2110 W. GALENA BLVD.

**STORE #:** 5735

**DRAWN BY:** NP

**PROJECT MANAGER:** Zach DePyssler

**SALES MANAGER:** Linda Bender

**DATE:** 09-02-15

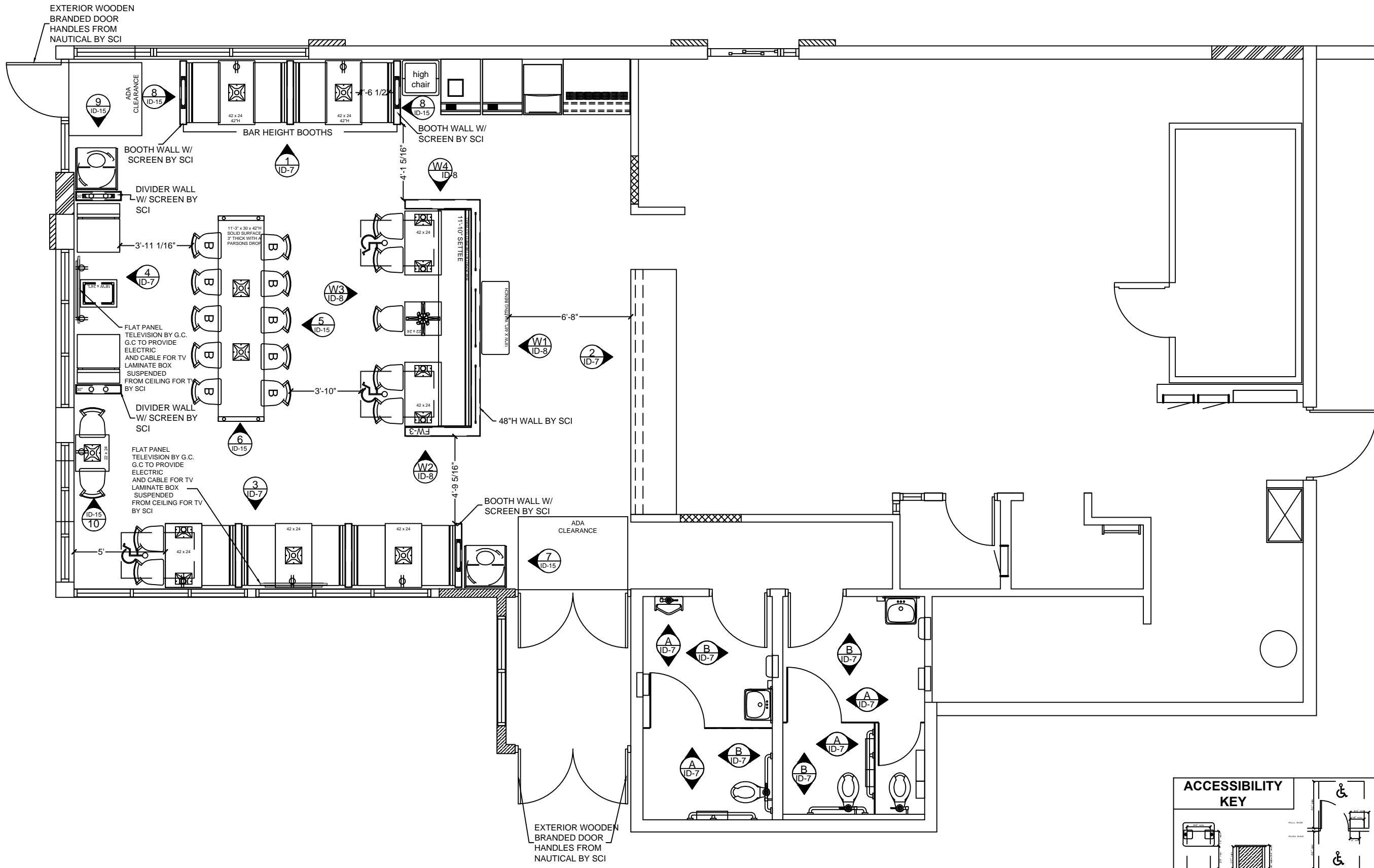
REVISION HISTORY			
DATE	REV #	DESCRIPTION	INITIALS
09-02-15	1	REVISE PER SCI REVIEW	NP
09-06-15	2	NEW CAD	NP
09-09-15	3	REVISE PER SCI REVIEW	NP
12-01-15	4	NEW SHELL	NP
01-06-16	5	ADD WASHERS FOR GRAPHICS	NP

**DRAWING TITLE:** Seating Layout

**SCALE:** 3/16" = 1'-0"

**ID-2**

**11 x 17 SIZE FORMAT**



**ACCESSIBILITY KEY**

ADA COMPLIANT MIN. CLEARANCES AT TABLES

MANEUVERING CLEARANCES AT DOORS

This drawing contains proprietary information by Seating Concepts. Unauthorized use or reproduction is prohibited without expressed written consent of Seating Concepts.

**Project Contacts:**

Please contact one of the following Seating Concepts team members to address any concerns you may have:

**Customer Service:**  
Ken Hibben 815.730.7980 x 2253  
Linda Bender 815.730.7980 x 2224  
Alyson Simek 815.730.7980 x 2206

**Interior Design:**  
Samantha Uthe 815.730.7980 x 2251  
Lori Manion 815.730.7980 x 2242  
Iwona Letocha 815.730.7980 x 2273  
Sandra Chavez: 815.730.7980 x 2221  
Niha Prasad: 815.730.7980

\*\*After delivery of decor if you have any questions please contact customer service at 815.730.7980



**PROJECT:**  
Improved 20/20 Light

**LOCATION:**  
AURORA, IL

**ADDRESS:**  
2110 W. GALENA BLVD.

**STORE #:**  
5735

**DRAWN BY:**  
NP

**PROJECT MANAGER:**  
Zach DePyssler

**SALES MANAGER:**  
Linda Bender

**DATE:**  
09-02-15

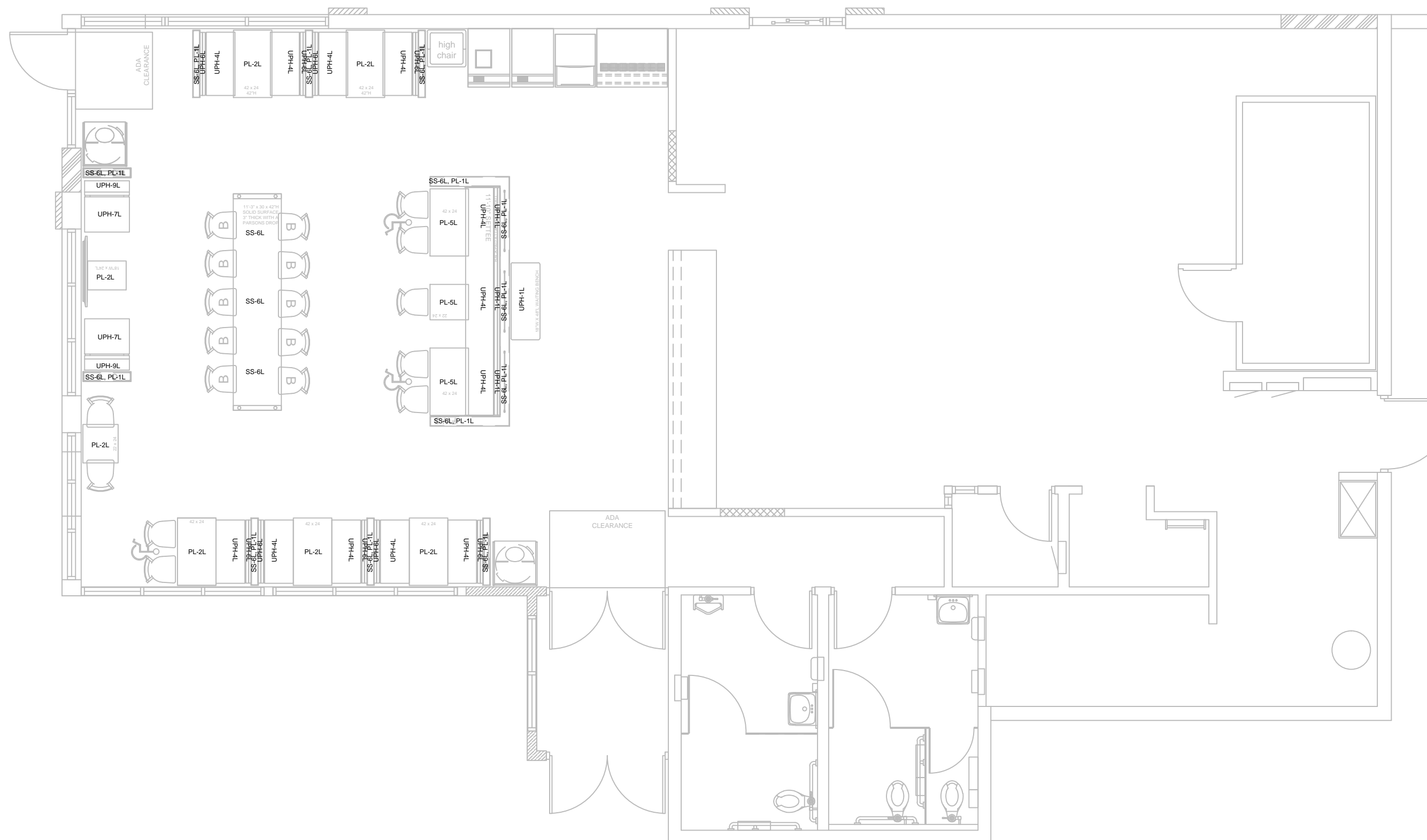
REVISION HISTORY			
DATE	REV #	DESCRIPTION	INITIALS
09-02-15	1	REVISE PER SCI REVIEW	NP
09-06-15	2	NEW CAD	NP
09-09-15	3	REVISE PER SCI REVIEW	NP
12-01-15	4	NEW SHELL	NP
01-06-16	5	ADD WASHERS FOR GRAPHICS	NP

**DRAWING TITLE:**  
Finish Layout

**SCALE:**  
3/16" = 1'-0"

**ID-3**

**11 x 17 SIZE FORMAT**



This drawing contains proprietary information by Seating Concepts. Unauthorized use or reproduction is prohibited without expressed written consent of Seating Concepts.

**Project Contacts:**

Please contact one of the following Seating Concepts team members to address any concerns you may have:

Customer Service:  
Ken Hibben 815.730.7980 x 2253  
Linda Bender 815.730.7980 x 2224  
Alyson Simek 815.730.7980 x 2206

Interior Design:  
Samantha Uthe 815.730.7980 x 2251  
Lori Manion 815.730.7980 x 2242  
Iwona Letocha 815.730.7980 x 2273  
Sandra Chavez: 815.730.7980 x 2221  
Niha Prasad: 815.730.7980

\*\*After delivery of decor if you have any questions please contact customer service at 815.730.7980



PROJECT: Improved 20/20 Light

LOCATION: AURORA, IL

ADDRESS: 2110 W. GALENA BLVD.

STORE #: 5735

DRAWN BY: NP

PROJECT MANAGER: Zach DePyssler

SALES MANAGER: Linda Bender

DATE: 09-02-15

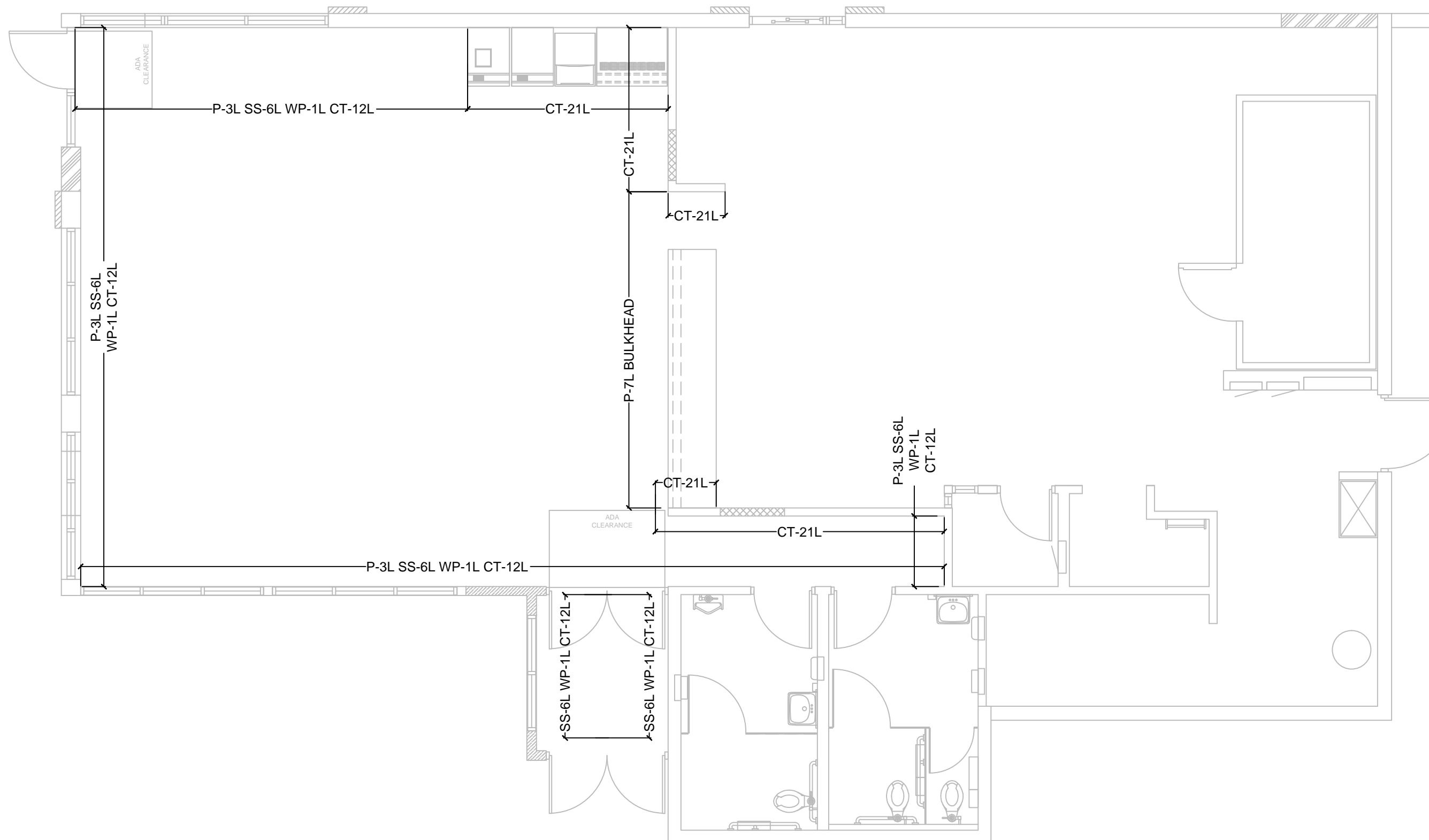
REVISION HISTORY			
DATE	REV #	DESCRIPTION	INITIALS
09-02-15	1	REVISE PER SCI REVIEW	NP
09-06-15	2	NEW CAD	NP
09-09-15	3	REVISE PER SCI REVIEW	NP
12-01-15	4	NEW SHELL	NP
01-08-16	5	ADD WASHERS FOR GRAPHICS	NP

DRAWING TITLE: Wall Finish Layout

SCALE: 3/16" = 1'-0"

**ID-4**

11 x 17 SIZE FORMAT



\*SEE SHEET ID-8 FOR MORE SOFFIT DETAILS\*

\*ALL PENDANTS TO BE HUNG @78" AFF FROM BOTTOM OF GLASS SHADE\*

**GRAPHIC KEY**

GRAPHIC DISPLAY

**SEATING Concepts**

125 Connell Ave  
Rockdale, IL 60436

[www.seating-concepts.com](http://www.seating-concepts.com)

T: 815.730.7980 F: 815.730.7969

This drawing contains proprietary information by Seating Concepts. Unauthorized use or reproduction is prohibited without expressed written consent of Seating Concepts.

**Project Contacts:**

Please contact one of the following Seating Concepts team members to address any concerns you may have:

Customer Service:  
Ken Hibben 815.730.7980 x 2253  
Linda Bender 815.730.7980 x 2224  
Alyson Simek 815.730.7980 x 2206

Interior Design:  
Samantha Uthe 815.730.7980 x 2251  
Lori Manion 815.730.7980 x 2242  
Iwona Letocha 815.730.7980 x 2273  
Sandra Chavez 815.730.7980 x 2221  
Niha Prasad: 815.730.7980

\*\*After delivery of decor if you have any questions please contact customer service at 815.730.7980



**PROJECT:** Improved 20/20 Light

**LOCATION:** AURORA, IL

**ADDRESS:** 2110 W. GALENA BLVD.

**STORE #:** 5735

**DRAWN BY:** NP

**PROJECT MANAGER:** Zach DePyssler

**SALES MANAGER:** Linda Bender

**DATE:** 09-02-15

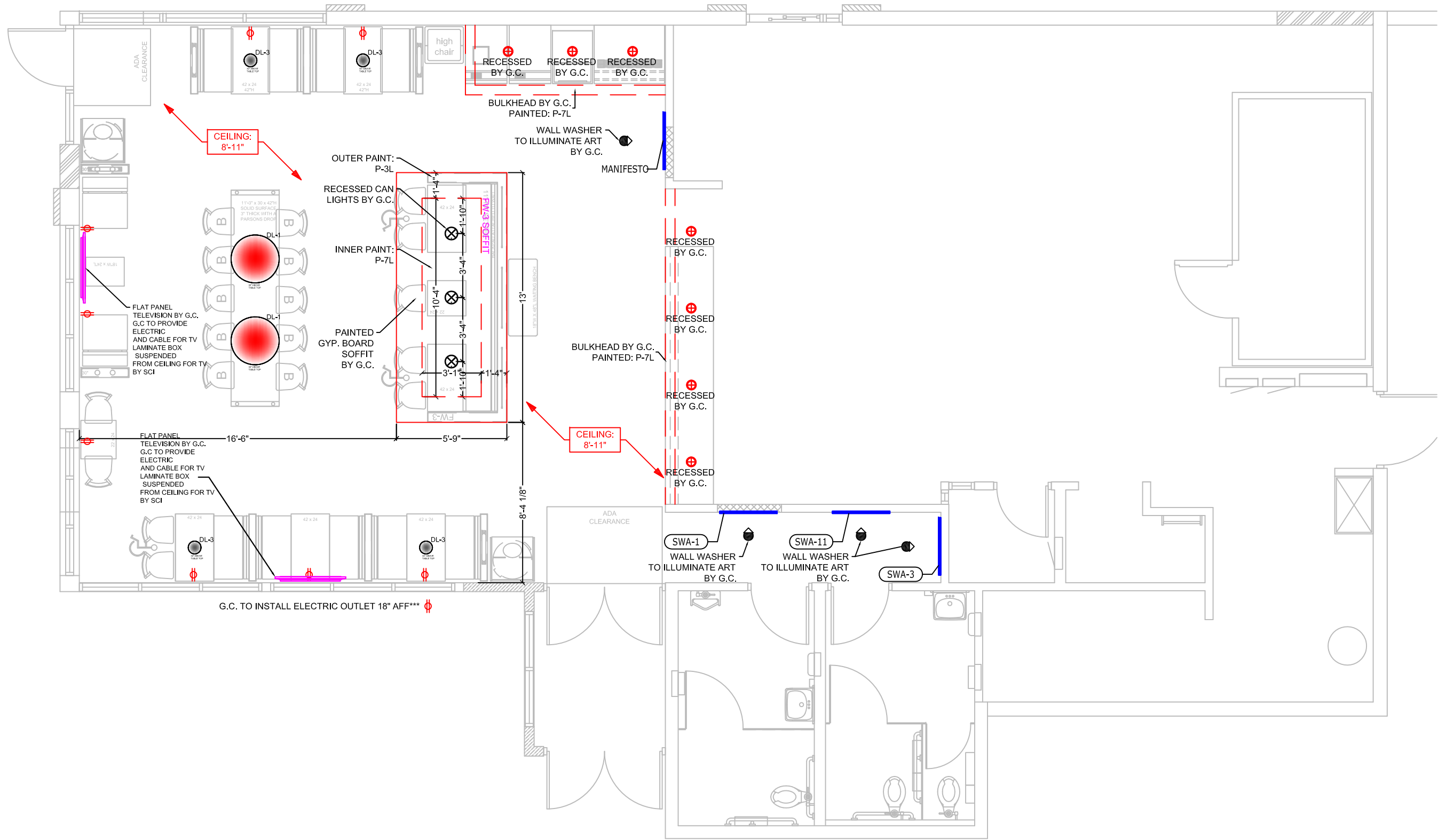
REVISION HISTORY			
DATE	REV #	DESCRIPTION	INITIALS
09-02-15	1	REVISE PER SCI REVIEW	NP
09-08-15	2	NEW CAD	NP
09-09-15	3	REVISE PER SCI REVIEW	NP
12-01-15	4	NEW SHELL	NP
01-08-16	5	ADD WASHERS FOR GRAPHICS	NP

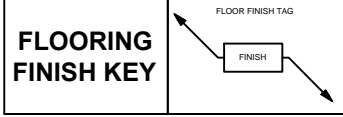
**DRAWING TITLE:** Pendant Soffit Graphic Layout

**SCALE:** 3/16" = 1'-0"

**ID-5**

**11 x 17 SIZE FORMAT**





**SEATING Concepts**  
 125 Connell Ave  
 Rockdale, IL 60436  
**www.seating-concepts.com**  
 T: 815.730.7980 F: 815.730.7969

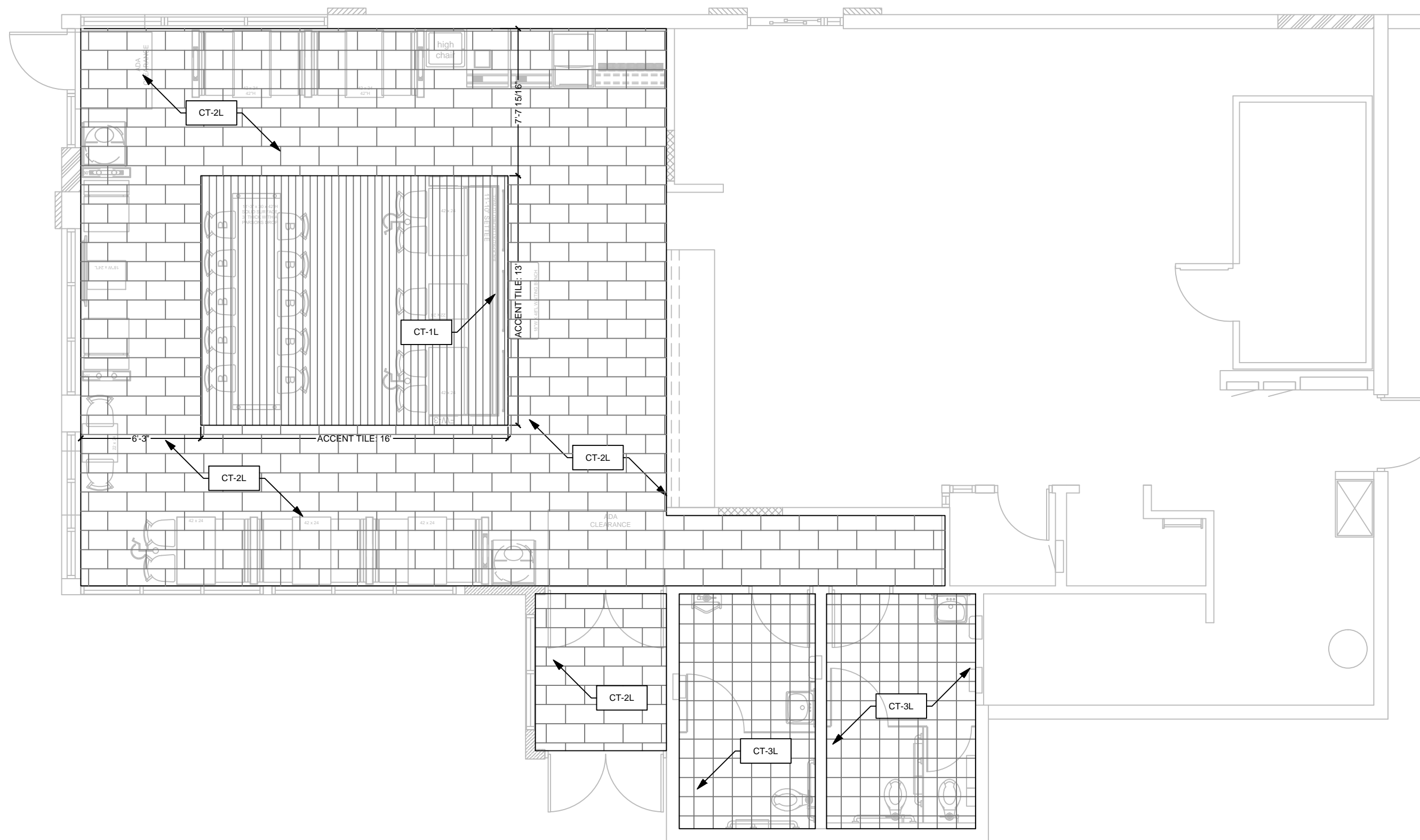
This drawing contains proprietary information by Seating Concepts. Unauthorized use or reproduction is prohibited without expressed written consent of Seating Concepts.

**Project Contacts:**  
 Please contact one of the following Seating Concepts team members to address any concerns you may have:

**Customer Service:**  
 Ken Hibben 815.730.7980 x 2253  
 Linda Bender 815.730.7980 x 2224  
 Alyson Simek 815.730.7980 x 2206

**Interior Design:**  
 Samantha Uthe 815.730.7980 x 2251  
 Lori Manion 815.730.7980 x 2242  
 Iwona Letocha 815.730.7980 x 2273  
 Sandra Chavez: 815.730.7980 x 2221  
 Niha Prasad: 815.730.7980

**\*\*After delivery of decor if you have any questions please contact customer service at 815.730.7980**



**PROJECT:** Improved 20/20 Light

**LOCATION:** AURORA, IL

**ADDRESS:** 2110 W. GALENA BLVD.

**STORE #:** 5735

**DRAWN BY:** NP

**PROJECT MANAGER:** Zach DePyssler

**SALES MANAGER:** Linda Bender

**DATE:** 09-02-15

REVISION HISTORY			
DATE	REV #	DESCRIPTION	INITIALS
09-02-15	1	REVISE PER SCI REVIEW	NP
09-06-15	2	NEW CAD	NP
09-09-15	3	REVISE PER SCI REVIEW	NP
12-01-15	4	NEW SHELL	NP
01-08-16	5	ADD WASHERS FOR GRAPHICS	NP

**DRAWING TITLE:** Flooring Layout

**SCALE:** 3/16" = 1'-0"

**ID-6**  
**11 x 17 SIZE FORMAT**



This drawing contains proprietary information by Seating Concepts. Unauthorized use or reproduction is prohibited without expressed written consent of Seating Concepts.

**Project Contacts:**

Please contact one of the following Seating Concepts team members to address any concerns you may have:

**Customer Service:**  
Ken Hibben 815.730.7980 x 2253  
Linda Bender 815.730.7980 x 2242  
Alyson Simek 815.730.7980 x 2206

**Interior Design:**  
Samantha Uthe 815.730.7980 x 2251  
Lori Manion 815.730.7980 x 2242  
Iwona Letocha 815.730.7980 x 2273  
Sandra Chavez: 815.730.7980 x 2221  
Niha Prasad: 815.730.7980

\*\*After delivery of decor if you have any questions please contact customer service at 815.730.7980



PROJECT: Improved 20/20 Light

LOCATION: AURORA, IL

ADDRESS: 2110 W. GALENA BLVD.

STORE #: 5735

DRAWN BY: NP

PROJECT MANAGER: Zach DePyssler

SALES MANAGER: Linda Bender

DATE: 09-02-15

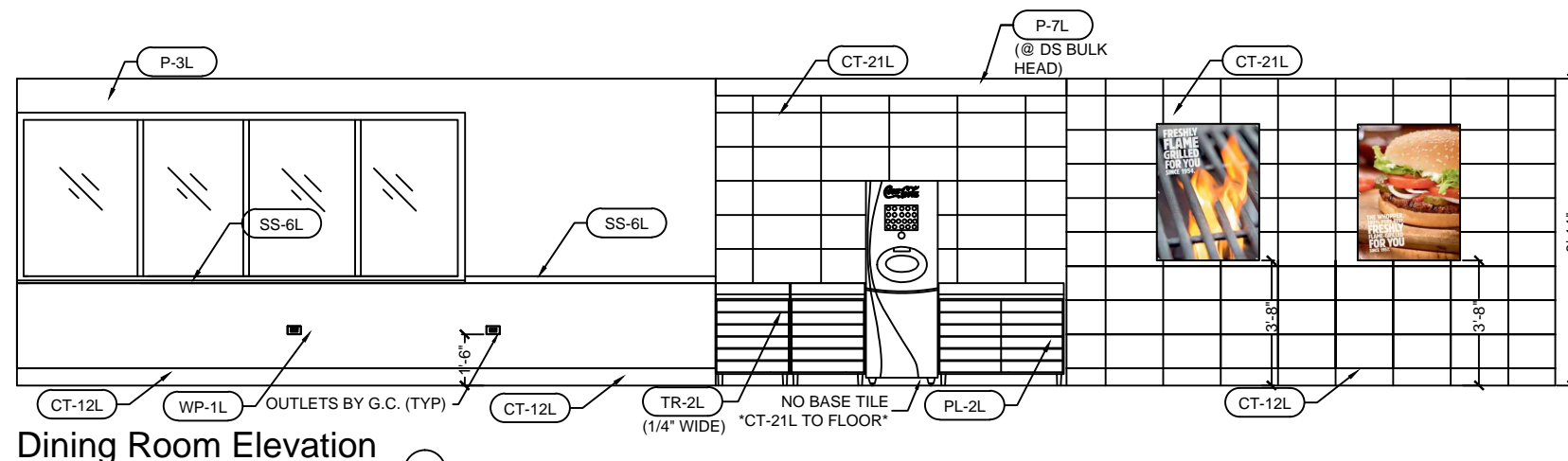
REVISION HISTORY			
DATE	REV #	DESCRIPTION	INITIALS
09-02-15	1	REVISE PER SCI REVIEW	NP
09-06-15	2	NEW CAD	NP
09-09-15	3	REVISE PER SCI REVIEW	NP
12-01-15	4	NEW SHELL	NP
01-08-16	5	ADD WASHERS FOR GRAPHICS	NP

DRAWING TITLE: Elevations

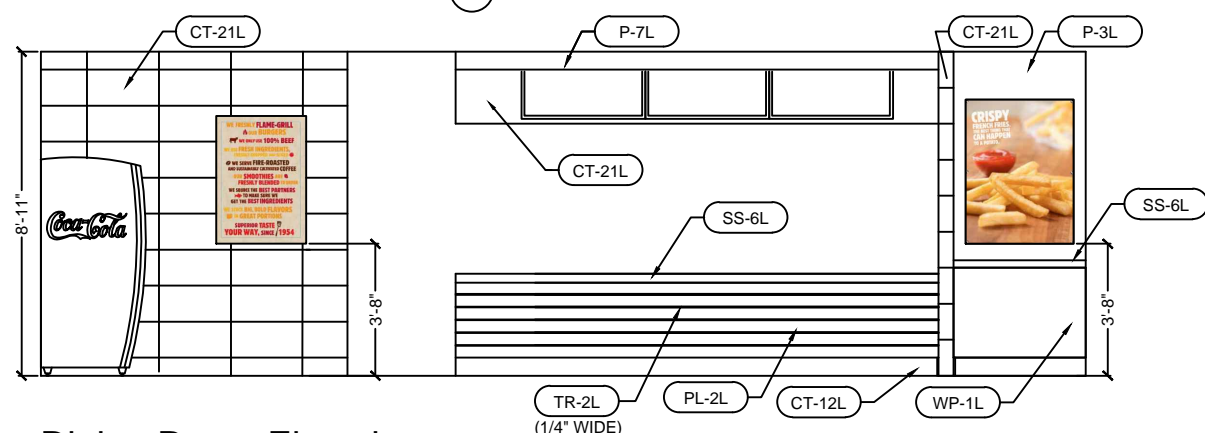
SCALE: 3/16" = 1'-0"

**ID-7**

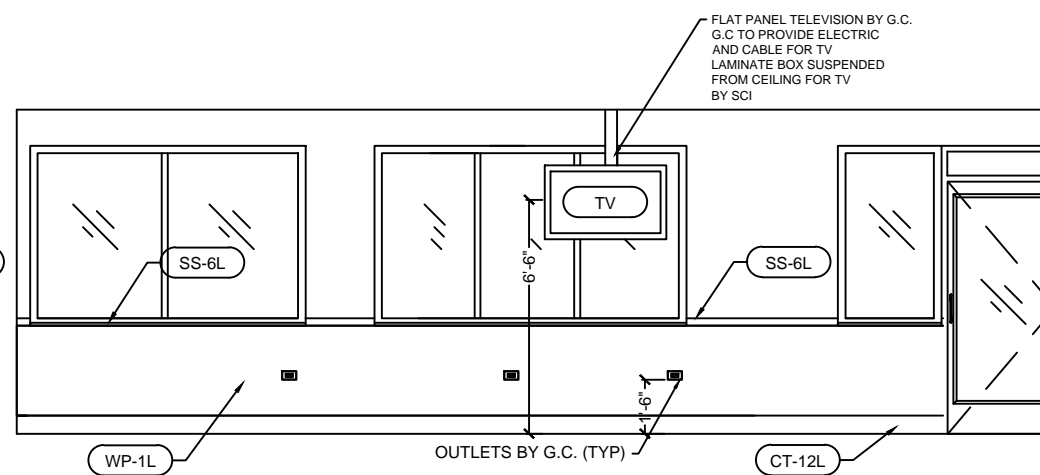
11 x 17 SIZE FORMAT



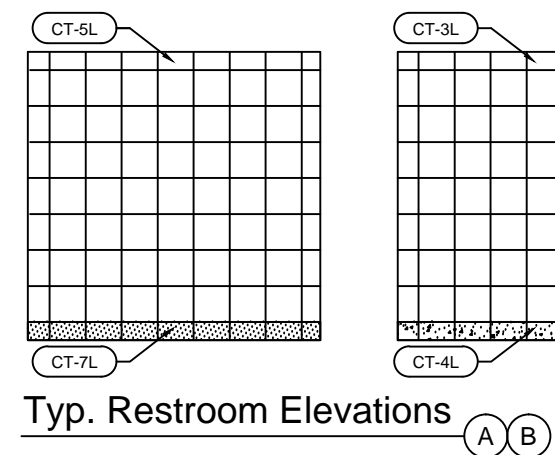
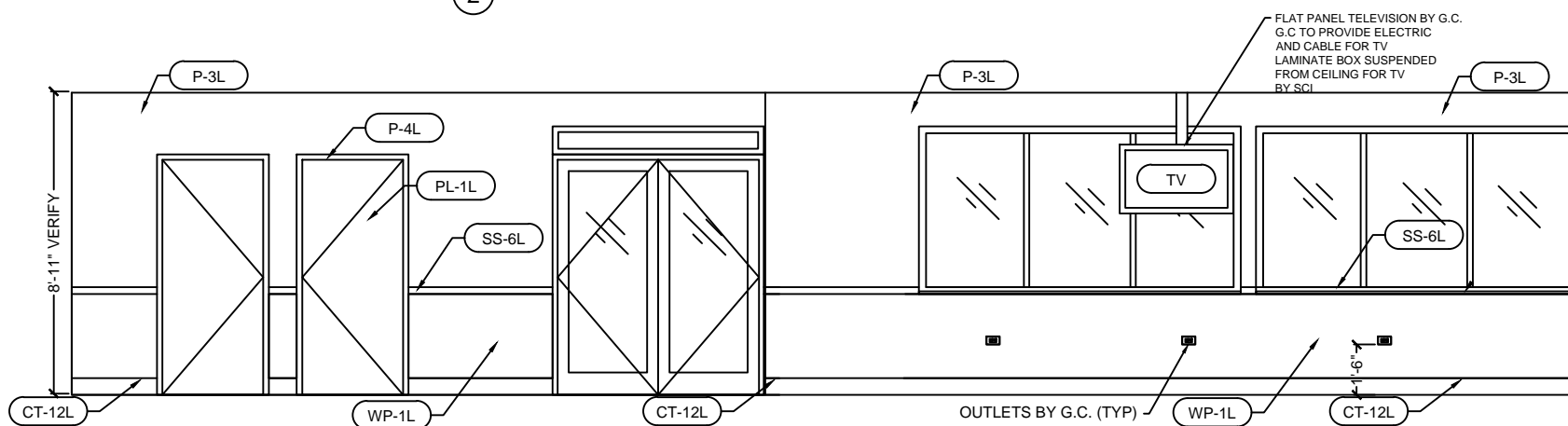
Dining Room Elevation 1



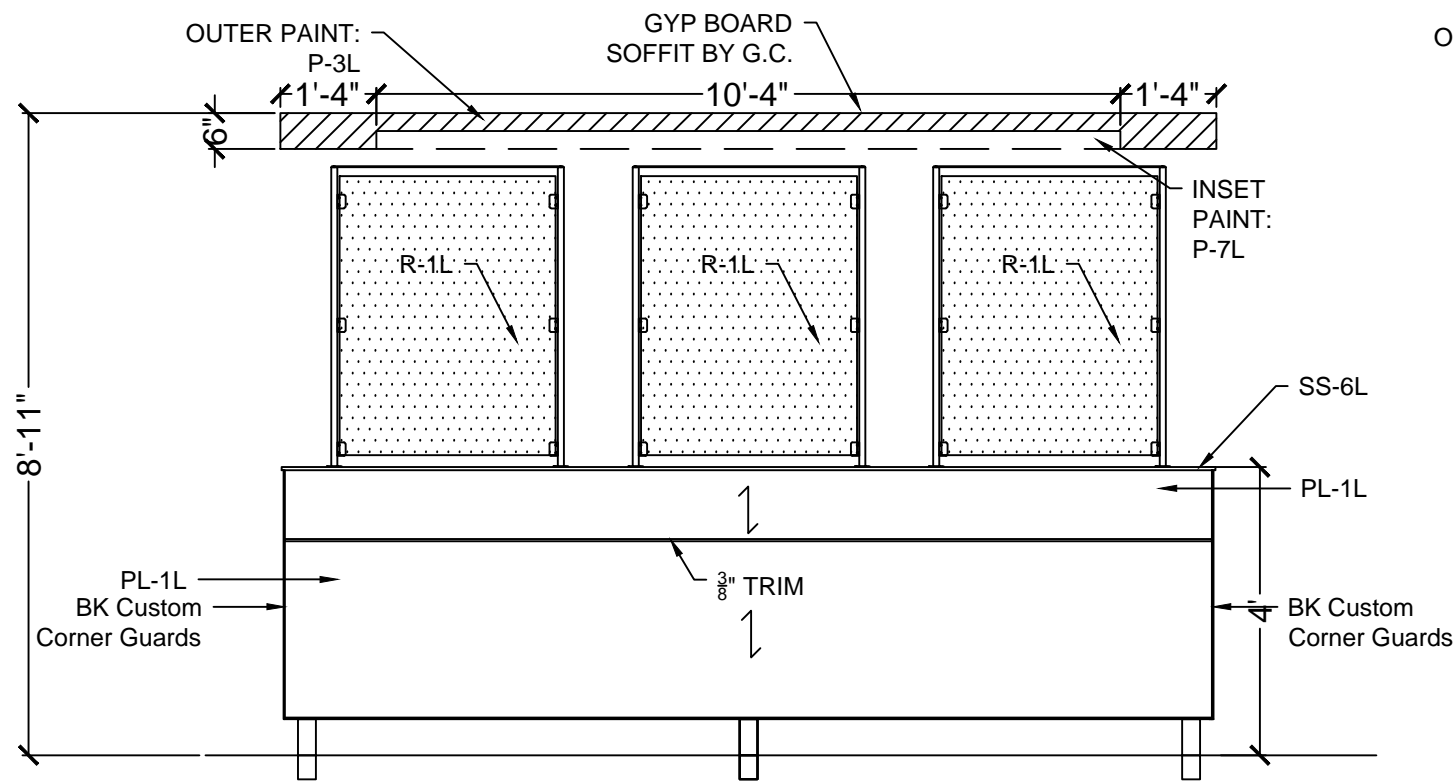
Dining Room Elevation 2



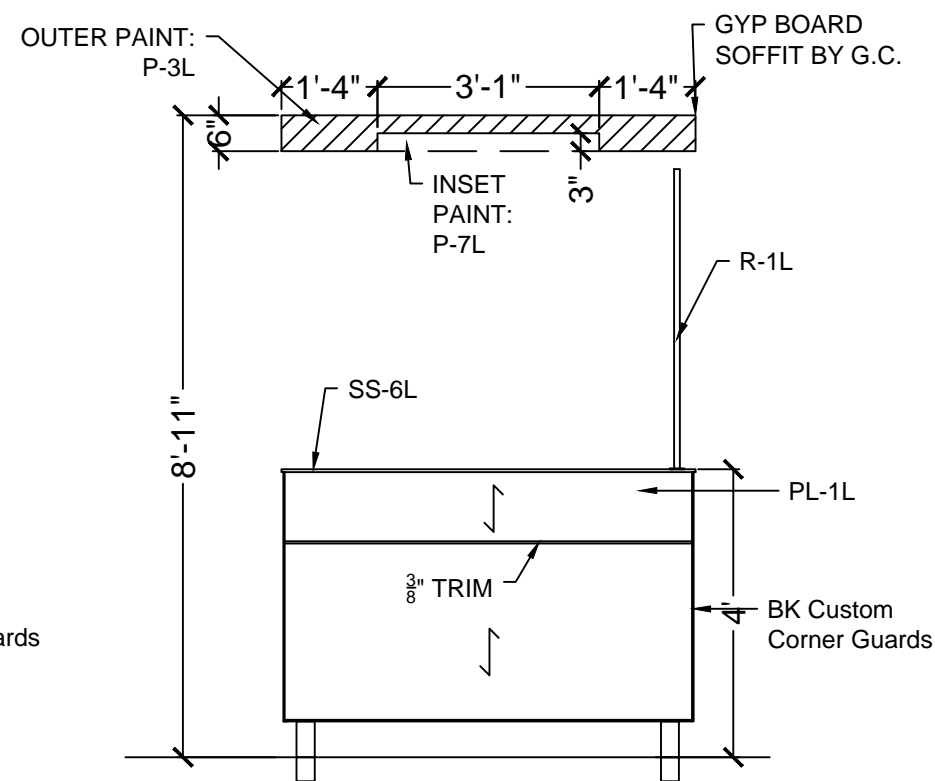
Dining Room Elevation 4



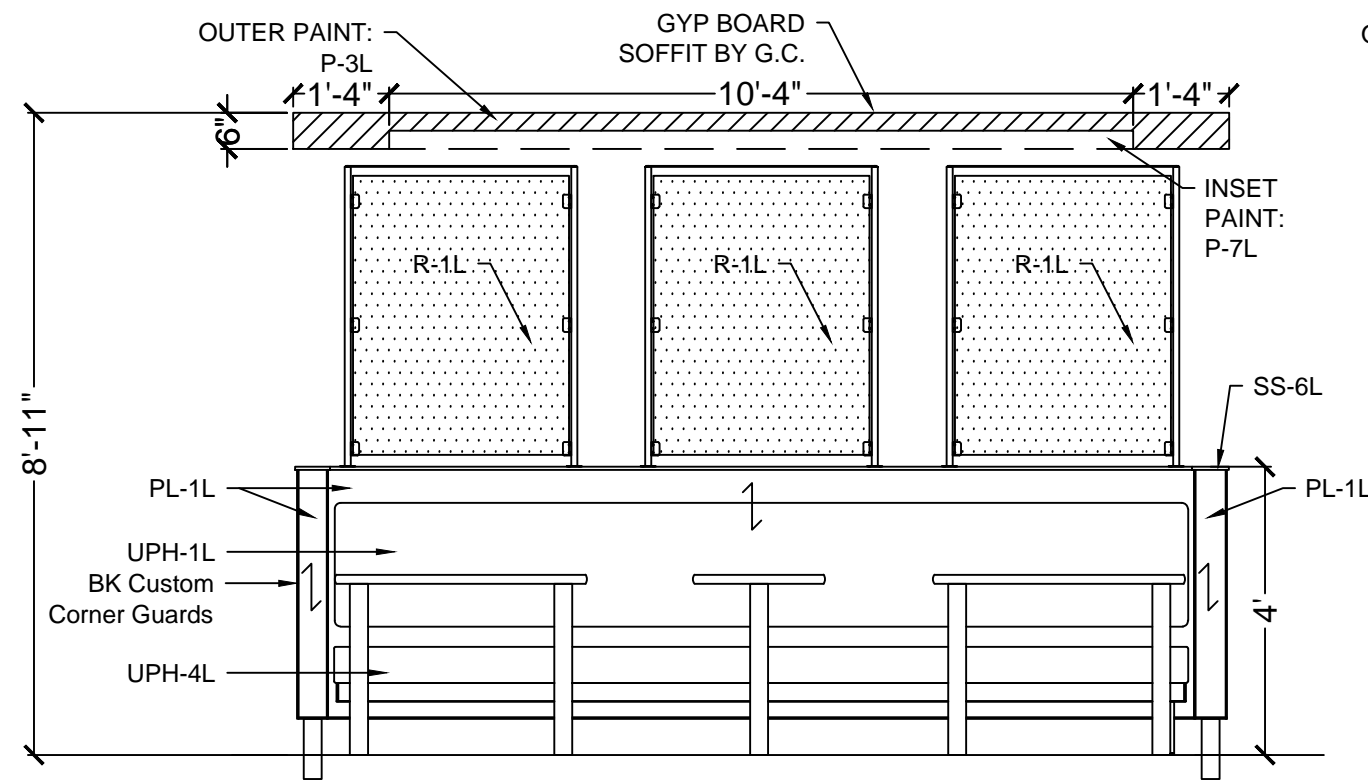
Typ. Restroom Elevations A B



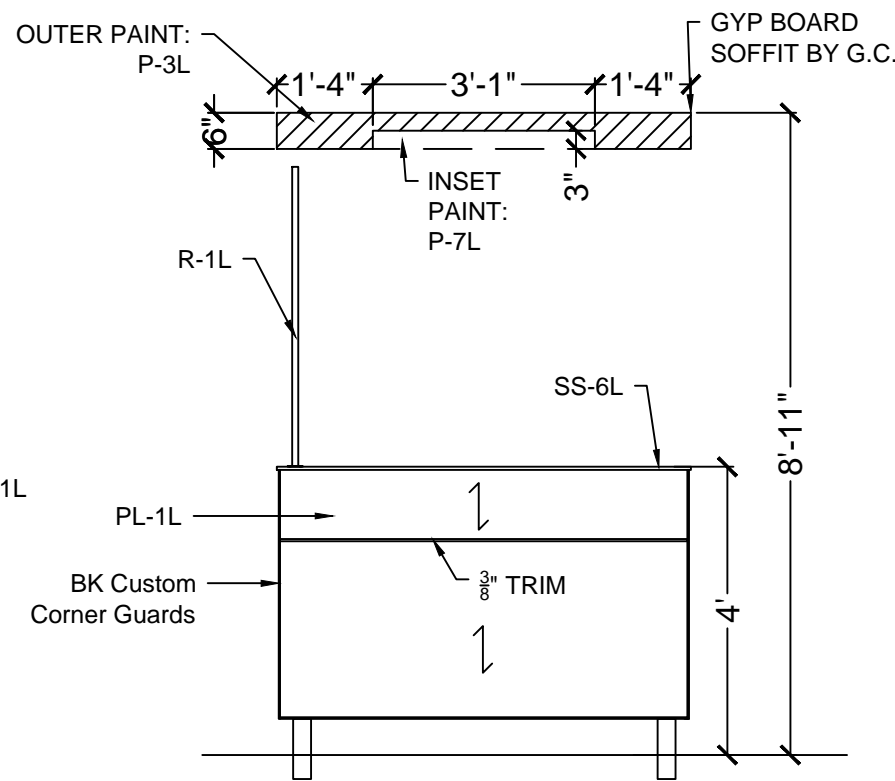
FW-Elevation W1



FW-Elevation W2



FW-Elevation W3



FW-Elevation W4

This drawing contains proprietary information by Seating Concepts. Unauthorized use or reproduction is prohibited without expressed written consent of Seating Concepts.

**Project Contacts:**

Please contact one of the following Seating Concepts team members to address any concerns you may have:

Customer Service:  
Ken Hibben 815.730.7980 x 2253  
Linda Bender 815.730.7980 x 2224  
Alyson Simek 815.730.7980 x 2206

Interior Design:  
Samantha Uthe 815.730.7980 x 2251  
Lori Manion 815.730.7980 x 2242  
Iwona Letocha 815.730.7980 x 2273  
Sandra Chavez: 815.730.7980 x 2221  
Niha Prasad: 815.730.7980

\*\*After delivery of decor if you have any questions please contact customer service at 815.730.7980



PROJECT: Improved 20/20 Light

LOCATION: AURORA, IL

ADDRESS: 2110 W. GALENA BLVD.

STORE #: 5735

DRAWN BY: NP

PROJECT MANAGER: Zach DePyssler

SALES MANAGER: Linda Bender

DATE: 09-02-15

REVISION HISTORY			
DATE	REV #	DESCRIPTION	INITIALS
09-02-15	1	REVISE PER SCI REVIEW	NP
09-06-15	2	NEW CAD	NP
09-09-15	3	REVISE PER SCI REVIEW	NP
12-01-15	4	NEW SHELL	NP
01-08-16	5	ADD WASHERS FOR GRAPHICS	NP

DRAWING TITLE: Elevations

SCALE: 3/8" = 1'-0"

**ID-8.0**

11 x 17 SIZE FORMAT

## SEATING CONCEPTS SPECIFICATIONS

### SEATING

#### 48"H PERIMETER BOOTHS

STYLE: BK 2020 LIGHT  
 BACK PAD: **UPH-6L** CF STINSON - MOXIE - MOJO MOX 70  
 VINYL SEAT PAD: **UPH-4L** CF STINSON - LAREDO - BRINDLE - L 19  
 LAMINATE: **PL-1L** WILSONART - NORTHERN PINE 11101K-12  
 SOLID SURFACE TOP CAP: **SS-6L** STARON -TEMPEST - ASPEN LILY AL646  
 POWDERCOATED LEGS: SHERWIN WILLIAMS CHROME #PAF8-C0008-50  
 BK CUSTOM CORNER GUARD

#### STRAIGHT SETTEE AT FEATURE WALL

BACK PAD STYLE: BK 2020 LIGHT  
 BACK PAD ATTACHED TO WALL: **UPH-1L** CF STINSON -AVANT - TOMATO  
 VINYL SEAT PAD: **UPH-4L** CF STINSON - LAREDO - BRINDLE - L 19  
 BASE BOX LAMINATE: **PL-1L** WILSONART - NORTHERN PINE 11101K-12  
 POWDER COATED LEGS: SHERWIN WILLIAMS CHROME #PAF8-C0008-50  
 BK CUSTOM CORNER GUARD

#### CHAIR AND BARSTOOL

CHAIR STYLE: UT-230  
 WOOD BACK: **WS-1** CLEAR MAPLE  
 VINYL SEAT PAD: **UPH-1L** CF STINSON -AVANT - TOMATO  
 FRAME FINISH: SHERWIN WILLIAMS CHROME #PAF8-C0008-50

BARSTOOL STYLE: UTBS-1230  
 WOOD BACK: **WS-1** CLEAR MAPLE  
 VINYL SEAT PAD: **UPH-1L** CF STINSON -AVANT - TOMATO  
 FRAME FINISH: SHERWIN WILLIAMS CHROME #PAF8-C0008-50

#### TABLE TOPS

EDGE STYLE: SERIES S200 EDGE BAND  
 LAMINATE: **PL-2L** WILSONART - WAREHOUSE OAK 7969-38  
 LAMINATE: **PL-5L** PIONITE - ABSOLUTE ACAJOU - WY160-N  
 PREMIUM TABLE EDGE: REHAU - MULTIPLEX #592E  
 BASES: SHERWIN WILLIAMS CHROME #PAF8-C0008-50

#### WAITING BENCH

BACK PAD STYLE: BK 2020 LIGHT  
 SEAT PAD VINYL: **UPH-1L** CF STINSON -AVANT - TOMATO  
 POSTS: SHERWIN WILLIAMS CHROME #PAF8-C0008-50

#### ARMLESS LOUNGE CHAIR

STYLE: ADDISON  
 BACK PAD: **UPH-9L** MAHARAM - LINEAGE - TUSSOCK 466127 002  
 SEAT PAD: **UPH-7L** MAHARAM - LARIAT - TAUPE 440401 010  
 FRAME FINISH: SHERWIN WILLIAMS CHROME #PAF8-C0008-50

#### OCCASIONAL TABLE

EDGE STYLE: SERIES S200 EDGE BAND  
 LAMINATE: **PL-2L** WILSONART - WAREHOUSE OAK 7969-38  
 PREMIUM TABLE EDGE: REHAU - MULTIPLEX #592E  
 BASES: SHERWIN WILLIAMS CHROME #PAF8-C0008-50

#### COMM. TABLE

SOLID SURFACE TOP - PARSONS  
 SOLID SURFACE: **SS-6L** STARON -TEMPEST - ASPEN LILY AL646 3" DROP  
 POSTS: SHERWIN WILLIAMS CHROME #PAF8-C0008-50

#### BOOTH WALL WITH LAMINATED SCREEN

POSTS TO CEILING: SHERWIN WILLIAMS CHROME #PAF8-C0008-50  
 WALLS & SCREEN LAMINATE: **PL-1L** WILSONART - NORTHERN PINE 11101K-12  
 SOLID SURFACE TOP CAP: **SS-6L** STARON -TEMPEST - ASPEN LILY AL646 1/2 " THICKNESS  
 BK CUSTOM CORNER GURADS

#### BRANDED WOOD DOOR HANDLE

EXTERIOR  
 NAUTICAL FURNISHINGS, LLC.  
 CONTACT: MICHAEL HOGGLUND (954) 771-1100  
 MHOGGLUND@NAUTICALFURNISHINGS.COM  
 \*\*G.C. TO COORDINATE WITH NAUTICAL  
 FURNISHINGS FOR DOOR FRAME FINISH & SIZE  
 OF DOOR HANDLE. G.C. TO PROVIDE PHOTOS  
 AND TO CONFIRM IF EXISTING CONDITION OF  
 DOOR WILL ALLOW FOR INSTALLATION OF  
 DOOR HANDLE. DOOR HANDLE IS NOT  
 REQUIRED IF EXISTING ENTRY DOOR DOES  
 NOT ALLOW INSTALLATION\*\*

#### DIVIDER WALL WITH LAMINATED SCREEN

POSTS TO CEILING : SHERWIN WILLIAMS CHROME #PAF8-C0008-50  
 WALLS & SCREEN LAMINATE: **PL-1L** WILSONART - NORTHERN PINE 11101K-12  
 SOLID SURFACE TOP CAP: **SS-6L** STARON -TEMPEST - ASPEN LILY AL646 1/2 " THICKNESS  
 BK CUSTOM CORNER GURADS

#### DIVIDER WALL WITH NO SCREEN

POSTS : SHERWIN WILLIAMS CHROME #PAF8-C0008-50  
 WALL LAMINATE: **PL-1L** WILSONART - NORTHERN PINE 11101K-12  
 SOLID SURFACE TOP CAP: **SS-6L** STARON -TEMPEST - ASPEN LILY AL646 1/2 " THICKNESS  
 BK CUSTOM CORNER GURADS

#### BAR HEIGHT PERIMETER BOOTHS

STYLE: BK 2020 LIGHT  
 BACK PAD: **UPH-6L** CF STINSON - MOXIE - MOJO MOX 70  
 VINYL SEAT PAD: **UPH-4L** CF STINSON - LAREDO - BRINDLE - L 19  
 LAMINATE: **PL-1L** WILSONART - NORTHERN PINE 11101K-12  
 SOLID SURFACE TOP CAP: **SS-6L** STARON -TEMPEST - ASPEN LILY AL646  
 POWDERCOATED LEGS: SHERWIN WILLIAMS CHROME #PAF8-C0008-50  
 BK CUSTOM CORNER GUARD

## SEATING CONCEPTS SPECIFICATIONS

### MILLWORK

#### TRASH ENCLOSURE

STYLE: BK 2020 LIGHT  
 BASE CABINET FINISH: **PL-1L** WILSONART - NORTHERN PINE 11101K-12  
 TOP SOLID SURFACE: **SS-6L** STARON -TEMPEST - ASPEN LILY AL646  
 T-MOLD: METALLIC SILVER  
 'FEED ME' GRAPHIC BY GRAPHICS VENDOR

#### FRONT COUNTER TOP

SOLID SURFACE COUNTER W/ 4" FRONT DROP: **SS-6L** STARON -TEMPEST - ASPEN LILY AL646  
 BASE CT-12: BY G.C.

#### FSC FASCIA

LAMINATE WITH 1/4 ALUMINUM INSERTS:  
**PL-2L** - WILSONART - WAREHOUSE OAK 7969-3  
 BASE CT-12: BY G.C.

#### 48"H IMPROVED FEATURE WALL

WALLS: **PL-1L** WILSONART - NORTHERN PINE 11101K-12  
 SOLID SURFACE TOP CAP: **SS-6L** STARON -TEMPEST - ASPEN LILY AL646 1/2 " THICKNESS  
 RESIN PANEL: **R-1L** 3-FORM - TING TING 3/8" THICKNESS (PATENT FINISH ON FRONT & BACK)  
 BK CUSTOM CORNER GURADS  
 POWDER COATED POSTS: SHERWIN WILLIAMS CHROME #PAF8-C0008-50

#### DRUM LIGHTS

**DL-1**- SINGLE PENDANT (30"D X 10" H)  
 SEASCAPE LIGHTING: LUTHER  
 TOP SHADE: TAFFETA ROUGE  
 BOTTOM SHADE: SILK CREAM  
 HARDWARE: 4' BRAIDED CORD  
 WATTS 60  
 (800) 444-0233  
 SEASCAPELAMPS.COM  
 \*\*TO BE INSTALLED @ 30" ABOVE TABLE TOP

**DL-3**- SINGLE PENDANT (8"D X 10" HIGH)  
 SEASCAPE LIGHTING: LUMIERE  
 TOP SHADE: POLYCARBONATE  
 BOTTOM SHADE: SILK CREAM  
 HARDWARE: 4' BRAIDED CORD  
 WATTS 60  
 (800) 444-0233  
 SEASCAPELAMPS.COM  
 \*\*TO BE INSTALLED @ 30" ABOVE TABLE TOP

#### LAMINATED TV BOX

LAMINATE: **PL-1L** WILSONART - NORTHERN PINE 11101K-12  
 POWDER COATED POSTS: SHERWIN WILLIAMS CHROME #PAF8-C0008-50

## GENERAL CONTRACTOR SPECIFICATIONS - BK CUSTOM RED

#### DRINK STATION

SUPPLIED BY KES (LAMINATED - WARHOUSE OAK WITH METAL ACCENTS - IF USING LAMINATED FSC FASCIA)

#### WAINSCOT

**WP-1L** GENERAL WAINSCOT - WILSONART - NORTHERN PINE 11101K-12  
 LAMINATE ADHERED TO 1/4" PVC SUBSTRATE WITH Z LOCK VERTICAL JOINTS  
 CONTACT: PATTY GOFFE @ WILSONART (678) 296-7271

#### CHAIR RAIL & WINDOW SILLS

SOLID SURFACE: **SS-6L** STARON -TEMPEST - ASPEN LILY AL646

#### PAINTED GYP BOARD SOFFIT

OUTER: **P-3L** GLIDDEN PROFESSIONAL - WRIGHT STONE  
 INNER: **P-7L** GLIDDEN PROFESSIONAL - RED LETTER DAY  
 PLEASE SEE PAINT SPECS FOR DETAILED INFORMATION

#### BK GRAPHICS INCLUDING 'MANIFESTO'

GRAPHIC VENDORS:  
 Moss Retail, Contact: Ruth Eichler (773) 435-7655  
 OR  
 VGS, Inc. Contact: Greg Moroz (201) 528-9680

NOTE: RECOMMENDED ITEMS MAY HAVE LONG LEAD TIMES OR LIMITED AVAILABILITY. GC IS RESPONSIBLE FOR ORDERING ITEMS WITH SUFFICIENT TIME FRAME TO ENSURE DELIVERY ON SCHEDULE. ALTERNATE FINISHES MAY BE AVAILABLE.



125 Connell Ave  
 Rockdale, IL 60436

[www.seating-concepts.com](http://www.seating-concepts.com)

T: 815.730.7980 F: 815.730.7969

This drawing contains proprietary information by Seating Concepts. Unauthorized use or reproduction is prohibited without expressed written consent of Seating Concepts.

#### Project Contacts:

Please contact one of the following Seating Concepts team members to address any concerns you may have:

Customer Service:  
 Ken Hibben 815.730.7980 x 2253  
 Linda Bender 815.730.7980 x 2224  
 Alyson Simek 815.730.7980 x 2206

Interior Design:  
 Samantha Uthe 815.730.7980 x 2251  
 Lori Manion 815.730.7980 x 2242  
 Ivona Letocha 815.730.7980 x 2273  
 Sandra Chavez: 815.730.7980 x 2221  
 Niha Prasad: 815.730.7980

\*\*After delivery of decor if you have any questions please contact customer service at 815.730.7980



PROJECT: Improved 20/20 Light

LOCATION: AURORA, IL

ADDRESS: 2110 W. GALENA BLVD.

STORE #: 5735

DRAWN BY: NP

PROJECT MANAGER: Zach DePyssler

SALES MANAGER: Linda Bender

DATE: 09-02-15

REVISION HISTORY			
DATE	REV #	DESCRIPTION	INITIALS
09-02-15	1	REVISE PER SCI REVIEW	NP
09-06-15	2	NEW CAD	NP
09-09-15	3	REVISE PER SCI REVIEW	NP
12-01-15	4	NEW SHELL	NP
01-08-16	5	ADD WASHERS FOR GRAPHICS	NP

DRAWING TITLE: Specifications

SCALE: NTS

**ID-9**

**11 x 17 SIZE FORMAT**

# INTERIOR BUILDING SPECIFICATIONS -- CEILING, TILE



125 Connell Ave  
Rockdale, IL 60436

[www.seating-concepts.com](http://www.seating-concepts.com)

T: 815.730.7980 F: 815.730.7969

This drawing contains proprietary information by Seating Concepts. Unauthorized use or reproduction is prohibited without expressed written consent of Seating Concepts.

### Project Contacts:

Please contact one of the following Seating Concepts team members to address any concerns you may have:

**Customer Service:**  
 Ken Hibben 815.730.7980 x 2253  
 Linda Bender 815.730.7980 x 2224  
 Alyson Simek 815.730.7980 x 2206

**Interior Design:**  
 Samantha Uthe 815.730.7980 x 2251  
 Lori Manion 815.730.7980 x 2242  
 Iwona Letocha 815.730.7980 x 2273  
 Sandra Chavez: 815.730.7980 x 2221  
 Niha Prasad: 815.730.7980

\*\*After delivery of decor if you have any questions please contact customer service at 815.730.7980



<b>PROJECT:</b>	Improved 20/20 Light
<b>LOCATION:</b>	AURORA, IL
<b>ADDRESS:</b>	2110 W. GALENA BLVD.
<b>STORE #:</b>	5735
<b>DRAWN BY:</b>	NP
<b>PROJECT MANAGER:</b>	Zach DePyssler
<b>SALES MANAGER:</b>	Linda Bender

<b>DATE:</b>	09-02-15		
<b>REVISION HISTORY</b>			
<b>DATE</b>	<b>REV #</b>	<b>DESCRIPTION</b>	<b>INITIALS</b>
09-02-15	1	REVISE PER SCI REVIEW	NP
09-06-15	2	NEW CAD	NP
09-09-15	3	REVISE PER SCI REVIEW	NP
12-01-15	4	NEW SHELL	NP
01-06-16	5	ADD WASHERS FOR GRAPHICS	NP

<b>DRAWING TITLE:</b>	Interior Building Specifications
<b>SCALE:</b>	NTS
ID-10	

**11 x 17 SIZE FORMAT**

11/19/2015				BURGER KING - 20/20 LIGHT INTERIOR					
CODE	MATERIAL	LOCATION	MANUFACTURER	PRODUCT	DESCRIPTION	DI MENSION	ADDITIONAL INFORMATION		
<b>ACOUSTICAL CEILING</b>									
ACT-1L	ACOUSTICAL CEILING TILE	DINING	ARMSTRONG	FINE FISSURED	WHITE	2' X 2' X 3/4"	CONTACT: LOUIS J. JOHN - NATIONAL ACCOUNTS MANAGER		
				#1732	GRID: 2 x2 ANGLED TEGULAR 15/16	GRID COLOR: WHITE		407-697-6768 LJJOHN@ARMSTRONG.COM	
ACT-1L	ACOUSTICAL CEILING TILE	DINING		FINE FISSURED	ADOBE	2' X 2' X 3/4"			
UPGRADE				#1732	GRID: 2 x2 ANGLED TEGULAR 15/16	GRID COLOR: ADOBE			
ACT-2L	ACOUSTICAL CEILING TILE	BACK OF HOUSE		#BP672	PANEL COLOR: WHITE	2' X 4' X 1/2"	CONTACT: ARMSTRONG STRATEGIC ACCOUNTS (800) 442-4212		
				KITCHEN ZONE	GRID: PRELUDE 15/16" EXPOSED TEE GRID	GRID COLOR: WHITE			
ACT-1L	ACOUSTICAL CEILING TILE	DINING	USG INTERIORS	WHITE	PANEL COLOR: WHITE	2' X 2' X 3/4"	CONTACT: CHRIS BENJAMIN @ USG		
				RADAR CLIMA PLUS #2210	GRID: Down DX/DXL	GRID COLOR: WHITE		312-436-5458 CBENJAMIN@USG.COM	
ACT-1L	ACOUSTICAL CEILING TILE	DINING		TAUPE	PANEL COLOR: TAUPE	2' X 2' X 3/4"			
UPGRADE				RADAR CLIMA PLUS #2210	GRID: Down DX/DXL	GRID COLOR: TAUPE			
ACT-2L	ACOUSTICAL CEILING TILE	BACK OF HOUSE		SHEETROCK BRAND LAY-IN	PANEL COLOR: WHITE	2' X 4' X 1/2"			
				CEILING PANEL CLIMAPLUS #3270	GRID: Down DX/DXL	GRID COLOR: WHITE			
<b>FLOOR &amp; WALL FINISHES AT DINING, RESTROOMS &amp; BACK OF HOUSE</b>									
<b>DECORATIVE FLOOR &amp; WALL TILES OPTION A</b>									
CT-1L	CERAMIC TILE	ACCENT TILE	INTERCERAMIC	FORESTLAND	CYPRESS	6" X 24"	CONTACT: INTERCERAMIC NATIONAL ACCOUNTS - 214-503-4812		
								JOSE VALDEZ jvaldez@interceramic.com Phone: (214) 503-5507	
								MICHAEL MORRIS - CORPORATE ACCOUNTS MANAGER	
								704-907-7918 MMORRIS@INTERCERAMIC.COM	
								NOTE: USE WITH GR-1L	
CT-2L	CERAMIC TILE	FIELD TILE			ADVANCED GRIGIO	ADVANCED GRIGIO	12" X 24"	NOTE: USE WITH GR-8L	
CT-3L	CERAMIC TILE	RESTROOMS FLOORING WALL			CONCRETE	DARK GRAY	12" X 12"	NOTE: USE WITH GR-3L	
CT-4L	CERAMIC TILE	COVE BASE RESTROOMS			CONCRETE	DARK GRAY	6" X 8"	NOTE: USE WITH GR-3L	
CT-5L	CERAMIC TILE	RESTROOMS			CONCRETE	BEIGE	12" X 12"	NOTE: USE WITH GR-4L	
CT-7L	CERAMIC TILE	COVE BASE RESTROOMS			CONCRETE	BEIGE	6" X 8"	NOTE: USE WITH GR-4L	
CT-8L	CERAMIC TILE	BULLNOSE RESTROOMS			CONCRETE	BEIGE	4" X 12"	NOTE: USE WITH GR-4L	
CT-9L	CERAMIC TILE	FOOD PREP			IC BRITE	ULTRA WHITE	8" X 10"	NOTE: USE WITH GR-5L	
CT-12L	CERAMIC TILE	DINING AREA BASE		ADVANCED GRIGIO	ADVANCED GRIGIO	6" X 24" (CUT TILE)	NOTE: USE WITH GR-8L		
CT-12L	CERAMIC TILE	BULLNOSE DINING AREA BASE		ADVANCED GRIGIO	ADVANCED GRIGIO	3" X 24" BULLNOSE	NOTE: USE WITH GR-8L		
<b>DECORATIVE FLOOR &amp; WALL TILES OPTION B</b>									
CT-1L	CERAMIC TILE	ACCENT TILE	GRANITI FIANDRE	EUROWEST	COCO WOOD	6" X 24"	CONTACT: JAN DETER AT EUROWEST (714) 309-9551 JOY KLEIN 813-334-3302 jklein@transceramica.com		
CT-1L (ALT)	CERAMIC TILE	ACCENT TILE			EUROWEST	COCO WOOD	12" X 24"	NOTE: USE WITH GR-1L	
CT-2L	CERAMIC TILE	FIELD TILE			EUROWEST	BK CLASSIC	12" X 24"	NOTE: USE WITH GR-8L	
CT-3L	CERAMIC TILE	RESTROOMS FLOORING/WALL			EUROWEST	HONED	12" X 24" or 12" X 12"	NOTE: USE WITH GR-3L	
CT-4L	CERAMIC TILE	COVE BASE RESTROOMS			EUROWEST	FINISH: HONED	6" X 12"	NOTE: USE WITH GR-3L	
CT-5L	CERAMIC TILE	RESTROOMS			EUROWEST	YUKI	12" X 24" or 12" X 12"	NOTE: USE WITH GR-4L	
CT-6L	CERAMIC TILE	WALL ACCENT RESTROOMS TOILET WALL			EUROWEST	FINISH: HONED			
CT-7L	CERAMIC TILE	COVE BASE RESTROOMS			EUROWEST	ISHI BAMBOO MOSAIC	MOSAIC	NOTE: USE WITH GR-12L	
CT-8L	CERAMIC TILE	BULLNOSE RESTROOMS			EUROWEST	YUKI	6" X 12"	TO BE APPLIED BEHIND TOILET. RUN VERTICALLY.	
CT-9L	CERAMIC TILE	FOOD PREP			EUROWEST	YUKI	3" X 12"	NOTE: USE WITH GR-4L	
CT-12L	CERAMIC TILE	DINING AREA BASE			TCL	752060 BIANCO WHITE	10" X 18"	NOTE: USE WITH GR-5L	
CT-14L	CERAMIC TILE	BEVERAGE STATION TILE			EUROWEST	GLOSS	6" X 24" (CUT TILE)	NOTE: USE WITH GR-1L	
(SEE NOTE FOR USAGE)		BACK WALL			EUROWEST	RITMO ROSSO	8" X 13"	CONTACT: JAN DETER AT EUROWEST (714) 309-9551 JOY KLEIN 813-334-3302 jklein@transceramica.com	
								NOTE: USE WITH GR-13L	
							TO BE USED WITH P-14L/ PL-6L/ UPH-8L REFER TO 2020 LIGHT GUIDELINES		
<b>DECORATIVE FLOOR &amp; WALL TILES OPTION C</b>									
CT-1L	CERAMIC TILE	ACCENT TILE	EMSER TILE	ALPINE	ESPRESSO	6" X 36"	CONTACT: TAMARA RAMSEY (303) 902-3992		
CT-2L	CERAMIC TILE	FIELD TILE			SANDSTONE	BEIGE	12" X 24"	NOTE: USE WITH GR-1L	
CT-3L	CERAMIC TILE	RESTROOMS			SPECULAR	NYSHIRA	12" X 12"	NOTE: USE WITH GR-3L	
CT-4L	CERAMIC TILE	COVE BASE RESTROOMS			SPECULAR	NYSHIRA	6" X 12"	NOTE: USE WITH GR-3L	
CT-5L	CERAMIC TILE	RESTROOMS			SPECULAR	COVE	12" X 12"	NOTE: USE WITH GR-4L	
CT-7L	CERAMIC TILE	COVE BASE RESTROOMS			SPECULAR	ACAMAR	6" X 12"	NOTE: USE WITH GR-4L	
CT-8L	CERAMIC TILE	BULLNOSE RESTROOMS			SPECULAR	ACAMAR	3" X 12"	NOTE: USE WITH GR-4L	
CT-9L	CERAMIC TILE	FOOD PREP			SIMPLICE	WHITE GLOSS	8" X 10"	NOTE: USE WITH GR-5L	
CT-12L	CERAMIC TILE	DINING AREA BASE			SANDSTONE	BEIGE	6" X 24" (CUT TILE)	NOTE: USE WITH GR-1L	
CT-1L	CERAMIC TILE	ACCENT TILE		DAL-TILE	TIMBER GLEN	P6114241P	4" X 24"	CONTACT: DAL TILE SUPPORT CENTER @ (877) 556-5728	
CT-2L	CERAMIC TILE	FIELD TILE				SAN MICHELLE	HICKORY	12" X 24"	NOTE: USE WITH GR-1L
CT-3L	CERAMIC TILE	RESTROOMS				TORREON	CREMA (VEIN CUT)	12" X 12"	NOTE: USE WITH GR-3L
CT-4L	CERAMIC TILE	COVE BASE RESTROOMS			TORREON	TN99	6" X 12"	CONTACT: DAL TILE SUPPORT CENTER @ (877) 556-5728 OR ALEXANDRA STEFAN (305)975-0689 (3-4 WEEKS LEAD TIME)	
CT-5L	CERAMIC TILE	RESTROOMS			TORREON	COAL	12" X 12"	NOTE: USE WITH GR-3L	
CT-7L	CERAMIC TILE	COVE BASE RESTROOMS			TORREON	TN99	6" X 12"	NOTE: USE WITH GR-3L	
CT-8L	CERAMIC TILE	BULL NOSE RESTROOMS			TORREON	COAL	12" X 12"	NOTE: USE WITH GR-4L	
CT-9L	CERAMIC TILE	FOOD PREP			TORREON	TN95	6" X 12"	NOTE: USE WITH GR-4L	
CT-12L	CERAMIC TILE	DINING AREA BASE			TORREON	CLOUD	6" X 12"	NOTE: USE WITH GR-4L	
CT-24L	CERAMIC TILE	BEVERAGE STATION TILE			TORREON	CLOUD	6" X 12"	NOTE: USE WITH GR-4L	
		BACK WALL			TORREON	TN99	6" X 12"	NOTE: USE WITH GR-4L	
					TORREON	P-36CST	12" X 18"	NOTE: USE WITH GR-5L	
				POLARIS	PL02	12" X 18"	NOTE: USE WITH GR-5L		
				SAN MICHELLE	GLOSS WHITE	6" X 24" (CUT TILE)	NOTE: USE WITH GR-1L		
				SAN MICHELLE	S140	6" X 8"	CONTACT: DAL TILE SUPPORT CENTER @ (877) 556-5728		
				CANDY APPLE RED	Q-F93	6" X 8"	NOTE: USE WITH UPH-1L / P-1L / P-7L / PL-7L		
							NOTE: USE WITH GROUT GR-13L		

# GENERAL CONTRACTOR SPECIFICATIONS -- TILE, GROUT



125 Connell Ave  
Rockdale, IL 60436

[www.seating-concepts.com](http://www.seating-concepts.com)

T: 815.730.7980 F: 815.730.7969

This drawing contains proprietary information by Seating Concepts. Unauthorized use or reproduction is prohibited without expressed written consent of Seating Concepts.

### Project Contacts:

Please contact one of the following Seating Concepts team members to address any concerns you may have:

Customer Service:  
Ken Hibben 815.730.7980 x 2253  
Linda Bender 815.730.7980 x 2224  
Alyson Simek 815.730.7980 x 2206

Interior Design:  
Samantha Uthe 815.730.7980 x 2251  
Lori Manion 815.730.7980 x 2242  
Iwona Letocha 815.730.7980 x 2273  
Sandra Chavez: 815.730.7980 x 2221  
Niha Prasad: 815.730.7980

\*\*After delivery of decor if you have any questions please contact customer service at 815.730.7980



PROJECT:  
**Improved 20/20 Light**

LOCATION: AURORA, IL

ADDRESS: 2110 W. GALENA BLVD.

STORE #: 5735

DRAWN BY: NP

PROJECT MANAGER: Zach DePyssler

SALES MANAGER: Linda Bender

DATE: 09-02-15

REVISION HISTORY			
DATE	REV #	DESCRIPTION	INITIALS
09-02-15	1	REVISE PER SCI REVIEW	NP
09-06-15	2	NEW CAD	NP
09-09-15	3	REVISE PER SCI REVIEW	NP
12-01-15	4	NEW SHELL	NP
01-08-16	5	ADD WASHERS FOR GRAPHICS	NP

DRAWING TITLE: Interior Building Specifications

SCALE: NTS

**ID-11**

11 x 17 SIZE FORMAT

GROUT							
GR-1L	GROUT	ACCENT TILE	CUSTOM BUILDING PRODUCTS	POLYBLEND SANDED	#185 - NEW TAUPE		NOTE: USE WITH CT-1L
			MAPEI	SANDED	#09 GRIS		*** FOR SETTING MATERIALS USE COMPLETE CONTACT RAPID SET
GR-2L	GROUT	WALL TILE	CUSTOM BUILDING PRODUCTS	POLYBLEND SANDED	#101 QUARTZ		NOTE: USE WITH CT-16L
			MAPEI	SANDED	#14 BISCUIT		*** FOR SETTING MATERIALS USE MAPEI ULTRA-CONTACT-GRAY
GR-3L	GROUT	RESTROOMS	CUSTOM BUILDING PRODUCTS	POLYBLEND SANDED	#19 PEWTER		NOTE: USE WITH CT-3L, CT-4L
			MAPEI	SANDED	#47 CHARCOAL		*** FOR SETTING MATERIALS USE COMPLETE CONTACT RAPID SET
GR-4L	GROUT	RESTROOMS	CUSTOM BUILDING PRODUCTS	POLYBLEND SANDED	#101 QUARTZ		NOTE: USE WITH CT-5L, CT-7L, CT-8L
			MAPEI	SANDED	#44 PALE UMBER		*** FOR SETTING MATERIALS USE MAPEI ULTRA-CONTACT-GRAY
GR-5L	GROUT	FOOD PREP	CUSTOM BUILDING PRODUCTS	POLYBLEND SANDED	#381 - BRIGHT WHITE		NOTE: USE WITH CT-9L
			MAPEI	ULTRA COLOR UNSANDED	#38 AVALANCHE		*** FOR SETTING MATERIALS USE COMPLETE CONTACT RAPID SET
GR-8L	GROUT	FIELD TILE	CUSTOM BUILDING PRODUCTS	POLYBLEND SANDED	#386 OYSTER GRAY		NOTE: USE WITH CT-2L
			MAPEI	ULTRA COLOR UNSANDED	#02 PEWTER		*** FOR SETTING MATERIALS USE MAPEI ULTRA-CONTACT-GRAY
GR-9L	GROUT	FSC & ACCENT WALL TILE	LATICRETE	POLYBLEND SANDED	#66 CHESTNUT BROWN		NOTE: USE WITH CT-18L
							*** FOR SETTING MATERIALS USE COMPLETE CONTACT RAPID SET
GR-11L	GROUT	FIELD TILE	CUSTOM BUILDING PRODUCTS	POLYBLEND SANDED	#145 LIGHT SMOKE		NOTE: USE WITH WP-1L
			MAPEI	ULTRA COLOR UNSANDED	#05 CHAMOIS		*** FOR SETTING MATERIALS USE COMPLETE CONTACT RAPID SET
GR-12L	GROUT	RESTROOM	LATICRETE	POLYBLEND SANDED	#24 NATURAL GREY		NOTE: USE WITH CT-6L
							*** FOR SETTING MATERIALS USE COMPLETE CONTACT RAPID SET
GR-13L	GROUT	BEVERAGE STATION TILE	MAPEI	ULTRA COLOR UNSANDED	#05 CHAMOIS		NOTE: USE WITH CT-14L AND CT-24L
							*** FOR SETTING MATERIALS USE MAPEI ULTRA-CONTACT-GRAY
GR-14L	GROUT	FSC KNEEWALL / ACCENT WALL	CUSTOM BUILDING PRODUCTS	POLYBLEND SANDED	#52 TOBACCO BROWN		NOTE: USE WITH CT-20L
							*** FOR SETTING MATERIALS USE COMPLETE CONTACT RAPID SET
BACK OF HOUSE FLOOR TILE							
CT-10L	QUARRY TILE	BACK OF HOUSE	DAL-TILE	QUARRY TILE	0Q42 ARID GRAY	6" X 6"	NOTE: USE WITH GR-6L
CT-11L	QUARRY TILE BASE	BACK OF HOUSE	DAL-TILE	QUARRY TILE	Q-3565	5" X 6"	NOTE: USE WITH GR-6L
		COVE BASE			COVE BASE - ARID GRAY		
GR-6L	GROUT	BACK OF HOUSE	LATICRETE	SPECTRALOCK 2000 IG	# 45 "RAVEN"		NOTE: USE WITH CT-10L, CT-11L
TS -1L	TRANSITION STRIP	CERAMIC TILE TO	SCHLUTER	TRANSITION PROFILES FOR	SCHIENE (RADIUS)		CONTACT: KIRBY DAVIS AT LATICRETE (203) 671-7210
		CERAMIC TILE	SYSTEMS	FLOORS	AE 100 - R, SATIN ANODIZED ALUMINUM	3/8" - 10MM	
WALL FINISHES / PAINT							
CT-16L	STONE	WALL ACCENT	DAL-TILE	MOONGLOW	MS80	12" x 12"	CONTACT: DAL TILE SUPPORT CENTER @ (877) 556-5728 OR ALEXANDRA STEFAN (305)975-0689 (3-4 WEEKS LEAD TIME)
				IMPERIAL STACK STONE - MESA GRAY (VENEERSTONE)	CHISELED READY STACK		NOTE: G.C TO SEAL STONE
			EMSER TILE	SPLIT FACE OFFSET BEIGE	ANTIQUE & TUMBLED STONE	12" x 12"	CONTACT: TAMARA RAMSEY (303) 902-3992
					MOSAIC		NOTE: USE WITH GR-2L
			INTERCERAMIC	DESERT TRAVONYA	ANTIQUE & TUMBLED STONE	12" x 12"	Manufacturer Recommended Sealer: Miracle Sealants 511 Impregnator CONTACT: JOSE VALDEZ jvaldez@interceramic.com Phone: (214) 503-5507
	SPLIT FACE STONE	NOTE: GC TO SEAL STONE		JOSE VALDEZ jvaldez@interceramic.com Phone: (214) 503-5507 MICHAEL MORRIS - CORPORATE ACCOUNTS MANAGER 704-907-7918 MMORRIS@INTERCERAMIC.COM			
CT-18L	CERAMIC TILE	FSC KNEE WALL & ACCENT WALL	GRANITI FIANDRE	LEGNI HIGH TECH	ROVERE ANTICO	6" X 36"	CONTACT: JAN DETER AT EUROWEST (714) 309-9551 JOY KLEIN 813-334-3302 jklein@transceramica.com
CT-20L	CERAMIC TILE	FSC KNEE WALL & ACCENT WALL	GRANITI FIANDRE	LEGNI HIGH TECH	ROVERE MOKA	6" X 36"	CONTACT: JAN DETER AT EUROWEST (714) 309-9551 JOY KLEIN 813-334-3302 jklein@transceramica.com
					STACKED BOND		NOTE: USE WITH GR-14L
CT-21L	CERAMIC TILE	WALL ACCENT	DAL-TILE	KIMONA SILK	P320	12" x 24"	CONTACT: DAL TILE SUPPORT CENTER @ (877) 556-5728
					WHITE ORCHID		NOTE: CAN BE PROVIDED FOR LOCATION THAT REQUIRES LIGHTER COLOR TILES BEHIND BEVERAGE STATION
			GRANITI FIANDRE	T577	WILD SILK	12" x 24"	Exception form to include building department health requirements which does not allow the use of a natural stone on the FSC corner wall. CONTACT: JAN DETER AT EUROWEST (714) 309-9551 JOY KLEIN 813-334-3302 jklein@transceramica.com
							NOTE: CAN BE PROVIDED FOR LOCATION THAT REQUIRES LIGHTER COLOR TILES BEHIND BEVERAGE STATION
CT-24L	CERAMIC TILE	BEVERAGE STATION TILE	DAL-TILE	CANDY APPLE RED	Q-F93	6" x 8"	Exception form to include building department health requirements which does not allow the use of a natural stone on the FSC corner wall. CONTACT: DAL TILE SUPPORT CENTER @ (877) 556-5728
FRP-1L	FIBERGLASS REINFORCED PANEL	BACK OF HOUSE	MARLITE	STANDARD FRP	S100 S2S		NOTE: USE WITH UPH-1L / P-1L / P-7L / PL-7L CONTACT: MIKE FREW AT MARLITE (330) 260-7623 MFREW@marlite.com
MT-1L	METAL	FRONT COUNTER ACCENT		BAR STOCK	CLEAR ALUMINUM	1/4" X 1/4"	CUSTOMER SERVICE - (330) 343-6621

# GENERAL CONTRACTOR SPECIFICATIONS -- PAINT



125 Connell Ave  
Rockdale, IL 60436

[www.seating-concepts.com](http://www.seating-concepts.com)

T: 815.730.7980 F: 815.730.7969

This drawing contains proprietary information by Seating Concepts. Unauthorized use or reproduction is prohibited without expressed written consent of Seating Concepts.

### Project Contacts:

Please contact one of the following Seating Concepts team members to address any concerns you may have:

**Customer Service:**  
Ken Hibben 815.730.7980 x 2253  
Linda Bender 815.730.7980 x 2224  
Alyson Simek 815.730.7980 x 2206

**Interior Design:**  
Samantha Uthe 815.730.7980 x 2251  
Lori Manion 815.730.7980 x 2242  
Iwona Letocha 815.730.7980 x 2273  
Sandra Chavez: 815.730.7980 x 2221  
Niha Prasad: 815.730.7980

\*\*After delivery of decor if you have any questions please contact customer service at 815.730.7980



<b>PROJECT:</b>	
Improved 20/20 Light	
<b>LOCATION:</b>	AURORA, IL
<b>ADDRESS:</b>	2110 W. GALENA BLVD.
<b>STORE #:</b>	5735
<b>DRAWN BY:</b>	NP
<b>PROJECT MANAGER:</b>	Zach DePyssler
<b>SALES MANAGER:</b>	Linda Bender

<b>DATE:</b>		09-02-15	
<b>REVISION HISTORY</b>			
DATE	REV #	DESCRIPTION	INITIALS
09-02-15	1	REVISE PER SCI REVIEW	NP
09-06-15	2	NEW CAD	NP
09-09-15	3	REVISE PER SCI REVIEW	NP
12-01-15	4	NEW SHELL	NP
01-08-16	5	ADD WASHERS FOR GRAPHICS	NP

<b>DRAWING TITLE:</b>	Interior Building Specifications
<b>SCALE:</b>	NTS
ID-12	

**11 x 17 SIZE FORMAT**

Item	Material	Description	Manufacturer	Notes
P-1L (SEE NOTE FOR USAGE)	PAINT	INTERIOR BULKHEAD & SOFFIT ACCENT - RED	PPG	PRIMER: 17-921 (Primer Color Grey) PAINT: PPG 6-411 (Atr. PPG 25-250) Eggshell
		EXPOSED CEILING ACCENT - BLACK MENU BOARD SOFFIT		PRIMER: 17-921 (Primer Color Grey) PAINT: PPG 6-411 (Atr. PPG 25-250) Eggshell
		INTERIOR WALLS		PRIMER: 6-2 PAINT: PPG 6-411 Eggshell
		INTERIOR DOOR FRAMES		PRIMER: 6-212 PAINT: 6-1110X1
		RESTROOM CEILING		PRIMER: 6-2 PAINT: PPG 6-411 Eggshell
		EXPOSED DECKING, WOOD TRUSSES EXPOSED CEILING		PRIMER: 17-921 (Primer Color Grey) PAINT: PPG 6-411 Eggshell
		METAL PANEL ACCENT - RED		PRIMER: 17-921 (Primer Color Grey) PAINT: PPG 6-411 (Atr. PPG 25-250) Eggshell
		INTERIOR WALLS		PRIMER: 6-2 PAINT: PPG 6-411 Eggshell
		DOOR FRAMES		PRIMER: 6-212 PAINT: 6-1110X1
		INTERIOR WALLS ACCENT		PRIMER: 6-2 PAINT: PPG 6-411 Eggshell
		ACCENT PAINT SOFFIT		PRIMER: 6-212 PAINT: PPG 6-411 (Atr. PPG 25-250) Eggshell
		PL-1L		PLASTIC LAMINATE
ACCENT TABLE TOPS	PLASTIC LAMINATE ABSOLUTE ACAJOU WY160-N			
BARSTOOL BACK & FRONT	PLASTIC LAMINATE NUBIAN BROWN ST604-S			
BARSTOOL BACK & FRONT	PLASTIC LAMINATE NUBIAN BROWN ST604-S			
WAINSCOT/BOOTH/DOORS (SEE PLANS)	PLASTIC LAMINATE 11101K-12 NORTHERN PINE			
TABLE TOPS (OPTION FOR FSC KNEEWALL)	PLASTIC LAMINATE 7969-38 WAREHOUSE OAK			
FRONT COUNTER FACE ACCENT	PLASTIC LAMINATE 4830-07 SATIN STAINLESS			
TABLE TOPS AT FEATURE ELEMENT	PLASTIC LAMINATE 7968K-12 LOFT OAK			
TABLE TOPS COMMUNITY TABLE OR OCCASIONAL TABLE	PLASTIC LAMINATE 7911-60			
GENERAL WAINSCOTTING	PLASTIC LAMINATE 707.0000 RIBBONWOOD			
CHAIRS BACK & FRONT	PLASTIC LAMINATE 6902-58 GRENADINE			
CHAIRS BACK & FRONT	PLASTIC LAMINATE S1027 WE LIBERTY RED			
PL-9L (SEE NOTE FOR USAGE)	PLASTIC LAMINATE	FEATURE ELEMENT LOW WALL	NEVAMAR	PLASTIC LAMINATE WOOD ESSENCE WK0017T
		TABLE TOPS (OPTION FOR FSC KNEEWALL)		PLASTIC LAMINATE VENERABLE OLD OAK
		GENERAL DINING		PLASTIC LAMINATE LIBERTY RED
TR-1L	METAL TRIM	DINING FLOOR TRANSITION	SCHLUTER	AE 100 D SATIN ANODIZED ALUMINUM
		GENERAL DINING TRANSITION		RECTANGULAR BAR STOCK BRUSHED ALUMINUM
		GENERAL WALL TRANSITION		CORNER GUARD BRUSHED ALUMINUM
GENERAL WAINSCOTTING UPGRADE	CERAMIC TILE	GENERAL WAINSCOTTING	GRANITI FIANDRE	EUROWEST HAZELNUT TAN

Contact: Rick Garlin PPG Corporate National Accounts Manager  
phone: 317-318-5800  
email: garlin@ppg.com

P-1L AND P-7L TO BE USED WITH UPH-1L AND PL-7L  
REFER TO 2020 LIGHT GUIDELINES FOR FURTHER DIRECTIONS

Contact: Rick Garlin PPG Corporate National Accounts Manager  
phone: 317-318-5800  
email: garlin@ppg.com

SOFFIT PLASTER FINISH TO BE "ORANGE PEEL" TYPE (EGGSHELL/SPLATTER)  
WALL PLASTER FINISH TO BE "ORANGE PEEL" TYPE (EGGSHELL/SPLATTER)

Contact: Rick Garlin PPG Corporate National Accounts Manager  
phone: 317-318-5800  
email: garlin@ppg.com

SOFFIT PLASTER FINISH TO BE "ORANGE PEEL" TYPE (EGGSHELL/SPLATTER)  
WALL PLASTER FINISH TO BE "ORANGE PEEL" TYPE (EGGSHELL/SPLATTER)

NOTE: USE 1" NAP ROLLER FOR LIGHT ORANGE PEEL TEXTURE

NOTE: TO BE USED WITH UPH-8L AND PL-6L  
REFER TO 2020 LIGHT GUIDELINES FOR FURTHER DIRECTIONS

CONTACT: KATHLEEN ANDREOLA AT PANOLAM INDUSTRIES 407-415-0443  
BK LAMINATE ORDER THROUGH JOHN TRULOCK

NOTE: TO BE USED WITH PL-6L

NOTE: TO BE USED WITH PL-8L

CONTACT: PATTY GOFFE@ WILSONART 678-296-7271

NOTE: PL-2L FOR FSC KNEEWALL TO BE USED WITH PL-4L TRIM

NOTE: TO BE USED FOR ENHANCED PACKAGE ONLY  
REFER TO 2020 LIGHT GUIDELINES FOR FURTHER DIRECTIONS

NOTE: TO BE USED FOR IMPROVED PACKAGE OPTION

CONTACT: MIKE FREW AT MARLITE (330) 260-7623 MFREW@marlite.com  
CUSTOMER SERVICE - (330) 343-6621

CONTACT: RICK LUDERS 678-206-8297 Rick.Luders@formica.com

NOTE: TO BE USED ONLY WITH UPH-8L AND P-14L  
REFER TO 2020 LIGHT GUIDELINES FOR FURTHER DIRECTIONS

CONTACT: KATHLEEN ANDREOLA AT PANOLAM INDUSTRIES 407-415-0443  
NOTE: TO BE USED WITH UPH-1L / P-1L AND P-7L

REFER TO 2020 LIGHT GUIDELINES FOR FURTHER DIRECTIONS  
NOTE: TO BE USED FOR ENHANCED PACKAGE ONLY  
REFER TO 2020 LIGHT GUIDELINES FOR FURTHER DIRECTIONS

PL-9L FOR FSC KNEEWALL TO BE USED WITH PL-4L TRIM  
NOTE: TO BE USED WITH UPH-1L / P-1L AND PL-7L  
REFER TO 2020 LIGHT GUIDELINES FOR FURTHER DIRECTIONS

CONTACT: EARL MAICUS @ SCHLUTER SYSTEMS  
800-267-0817 EMAICUS@SCHLUTER.COM

CONTACT: JAN DETER AT EUROWEST (714) 309-8551 JOY KLEIN 813-334-3302 jklein@transceramica.com  
NOTE: USE WITH GR-11L

**GENERAL CONTRACTOR SPECIFICATIONS --SOLID SURFACE, RESIN, UPHOLSTERY**



125 Connell Ave  
Rockdale, IL 60436

[www.seating-concepts.com](http://www.seating-concepts.com)

T: 815.730.7980 F: 815.730.7969

This drawing contains proprietary information by Seating Concepts. Unauthorized use or reproduction is prohibited without expressed written consent of Seating Concepts.

**Project Contacts:**

Please contact one of the following Seating Concepts team members to address any concerns you may have:

Customer Service:  
Ken Hibben 815.730.7980 x 2253  
Linda Bender 815.730.7980 x 2224  
Alyson Simek 815.730.7980 x 2206

Interior Design:  
Samantha Uthe 815.730.7980 x 2251  
Lori Manion 815.730.7980 x 2242  
Iwona Letocha 815.730.7980 x 2273  
Sandra Chavez: 815.730.7980 x 2221  
Niha Prasad: 815.730.7980

\*\*After delivery of decor if you have any questions please contact customer service at 815.730.7980



PROJECT:

Improved 20/20 Light

LOCATION: AURORA, IL

ADDRESS: 2110 W. GALENA BLVD.

STORE #: 5735

DRAWN BY: NP

PROJECT MANAGER: Zach DePyssler

SALES MANAGER: Linda Bender

DATE: 09-02-15

REVISION HISTORY			
DATE	REV #	DESCRIPTION	INITIALS
09-02-15	1	REVISE PER SCI REVIEW	NP
09-06-15	2	NEW CAD	NP
09-09-15	3	REVISE PER SCI REVIEW	NP
12-01-15	4	NEW SHELL	NP
01-06-16	5	ADD WASHERS FOR GRAPHICS	NP

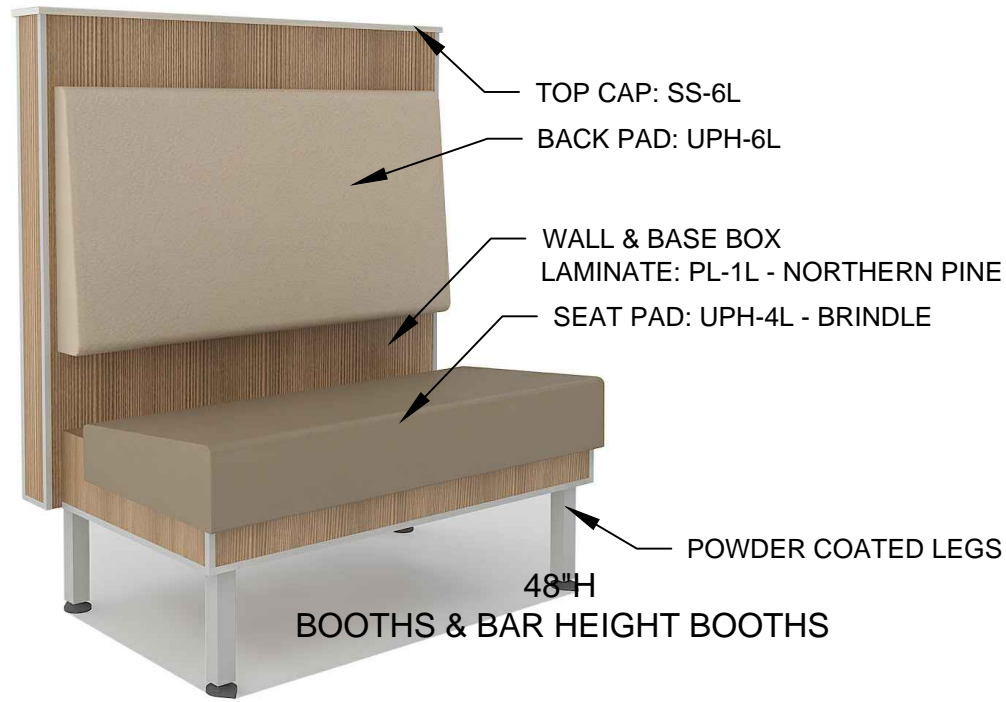
DRAWING TITLE: Interior Building Specifications

SCALE: NTS


**ID-13**

**11 x 17 SIZE FORMAT**

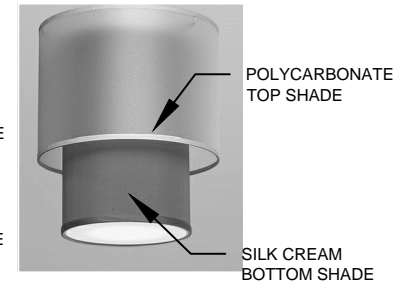
SOLID SURFACE								
SS-1L	SOLID SURFACE	FIXTURES AS NOTED FSC	CORIAN	SOLID SURFACE	SANDALWOOD PRIVATE COLLECTION	1/2" THICKNESS	CONTACT: RANDY HOUSTON @ 404-274-3047	
SS-2L	SOLID SURFACE	FIXTURES AS NOTED TOP CAP/ SILL		SOLID SURFACE	SANDALWOOD PRIVATE COLLECTION	1/2" THICKNESS		
SS-3L	SOLID SURFACE	FIXTURES AS NOTED FEATURE ELEMENT/TOP CAP		SOLID SURFACE	SANDALWOOD PRIVATE COLLECTION	1/2" THICKNESS		
SS-4L	SOLID SURFACE	FIXTURES AS NOTED		SOLID SURFACE	BASIL PRIVATE COLLECTION	1/2" THICKNESS		
UPGRADE		UPGRADE TABLETOPS AND COMMUNITY TABLE						
SS-7L	SOLID SURFACE	FIXTURES AS NOTED		SOLID SURFACE	WITCH HAZEL	1/2" THICKNESS		
SS-1L	SOLID SURFACE	FIXTURES AS NOTED FSC	LG SURFACES	SOLID SURFACE	TERNI M201	1/2" THICKNESS	CONTACT: CHERI RUKAVINA @ LG SURFACES (404) 435-8092	
SS-2L	SOLID SURFACE	FIXTURES AS NOTED TOP CAP/ SILL		SOLID SURFACE	TERNI M201	1/2" THICKNESS		
SS-3L	SOLID SURFACE	FIXTURES AS NOTED FEATURE ELEMENT/TOP CAP		SOLID SURFACE	TERNI M201	1/2" THICKNESS		
SS-6L	SOLID SURFACE	FIXTURES AS NOTED		SOLID SURFACE	HI-MACS COCONUT	1/2" THICKNESS		
SS-6L	SOLID SURFACE	FIXTURES AS NOTED		SAMSUNG / STARON	SOLID SURFACE	ASPEN LILY AL646	1/2" THICKNESS	CONTACT: BILL MISKA @ 813-404-2876 bill.miska@samsung.com
SS-6L	SOLID SURFACE	FIXTURES AS NOTED						
FABRICS								
UPH-1L	FABRIC	SEATING SEAT PAD/ BACK PAD/ SOFT SEATING	CF STINSON	AVANT	AV108 TOMATOE		NOTE: TO BE USED ONLY WITH P-1L / P-7L AND PL-7L	
UPH-3L	FABRIC	SEATING BACK PAD/ SOFT SEATING		AVANT	AV130 BONE		REFER TO 2020 LIGHT GUIDELINES FOR FURTHER DIRECTIONS	
UPH-4L	FABRIC	SEATING SEAT PAD/ SOFT SEATING		LAREDO	L 19 BRINDLE		CONTACT: GLENN STINSON @ 248-299-3800	
UPH-4L	FABRIC	SEATING SEAT PAD/ SOFT SEATING		AVANT	BK CUSTOM DESERT			
UPH-5L	FABRIC	SEATING BACK PAD / BACK REST SOFT SEATING		BK INTERLACE	NATURAL			
UPH-6L	FABRIC	SEATING BACK PAD / BACK REST SOFT SEATING		MOXIE	MOX 70 MOJO			
UPH-8L	FABRIC	SEATING SEAT PAD/ BACK PAD/ SOFT SEATING	MAHARAM	AVANT	BK CUSTOM RED		NOTE: TO BE USED ONLY WITH P-14L AND PL-6L	
UPH-7L	FABRIC	SEATING SOFT SEAT SEAT		LARIAT 440401	010 TAUPE		REFER TO 2020 LIGHT GUIDELINES FOR FURTHER DIRECTIONS	
UPH-9L	FABRIC	SEATING BACK PAD / BACK REST SOFT SEATING		LINEAGE 466127	002 TUSOCK		CONTACT: ZANDY RODON 404-909-8444 zrodon@maharam.com	
WALLPAPERS								
WC-1L	WALL PAPER	WALL FINISH DINING ROOM	WOLF GORDON	WALL COVERING	BROOKLYN FULTON G-7938684 BLN 7 -5659		CONTACT: VALERIE PEDERSON - NATIONAL SALES REPRESENTATIVE 612-251-5330 VALERIE.PEDERSON@WOLFGORDON.COM	
WC-2L	WALL PAPER	WALL FINISH DINING ROOM	MDC WALL COVERING	WALL COVERING	CHI, SABLE 1162 CI		CONTACT: 800-621-4006	
WC-3L	WALL PAPER	WALL FINISH DINING ROOM		LEDA	ALABASTER WC1033/2		CONTACT: KATE KOLACKI 561-262-8932 <a href="mailto:KKOLACKI@KNOLL.COM">KKOLACKI@KNOLL.COM</a> WW.KNOLLTEXTILES.COM	
WC-4L	WALL PAPER	WALL FINISH PLAYGROUND	KNOLL TEXTILES	THE INK COLLECTION DRIP	PUNCH WC1408/1		NOTE: (4 WEEKS LEAD TIME)	
WC-5L	WALL PAPER	WALL FINISH PLAYGROUND		THE INK COLLECTION DRIP	SAKE WC1408/3			
WC-6L	WALL PAPER	WALL FINISH PLAYGROUND		THE INK COLLECTION RUN	CORAL WC1409/1			
RESIN PANEL								
R-1L	RESIN	DIVIDER SCREENS	3-FORM	VARIA ECORESIN	TING TING PATENT FINISH FRONT & BACK	3/8" THICK	CONTACT: JULIANA SHARKEY (954.579.6545) & JANICE ELDREDGE (801.649.2599) (3 WEEKS LEAD TIME )	
R-2L	RESIN	SMOOTHIE STATION DIVIDER SCREEN		VARIA ECORESIN	TING TING SUPERMATTE	3/8" THICK	NOTE: R1-L TO BE USED WITH R2-L	
R-1L (ALT1)	RESIN	DIVIDER SCREENS	LUMICOR	MODERNA	COURRIER SANDSTONE FINISH FRONT & BACK	3/8" THICK	NOTE: R1-L (ALT1) TO BE USED WITH R2-L (ALT1)	
R-2L (ALT1)	RESIN	SMOOTHIE STATION DIVIDER SCREEN		MODERNA	COURRIER SUPERMATTE	3/8" THICK	RESIN PANEL TYPE CANNOT BE MIX/ MATCH WITHIN RESTAURANT	
R-1L (ALT2)	RESIN	DIVIDER SCREENS		WHITE HAVEN COLLECTION	KAURI - FRONT & BACK FINISH: SATIN	3/8" THICK	CONTACT: DOROTHY L. DAVIS (305.213.3364) EMAIL - DDAVIS@THEAREYNOLDS.COM (3 WEEKS LEAD TIME )	
R-2L (ALT2)	RESIN	SMOOTHIE STATION DIVIDER SCREENS		WHITE HAVEN COLLECTION	KAURI - FRONT FINISH: SATIN	3/8" THICK	NOTE: R1-L (ALT2) TO BE USED WITH R2-L (ALT2)	
				BACK FINISH- FROST			RESIN PANEL TYPE CANNOT BE MIX/ MATCH WITHIN RESTAURANT	



BOOTHS & BAR HEIGHT BOOTHS



DL-1 LUTHER  
30\"/>



DL-3 LUMIERE  
8\"/>

PENDANT / DRUM SHADE COLORS



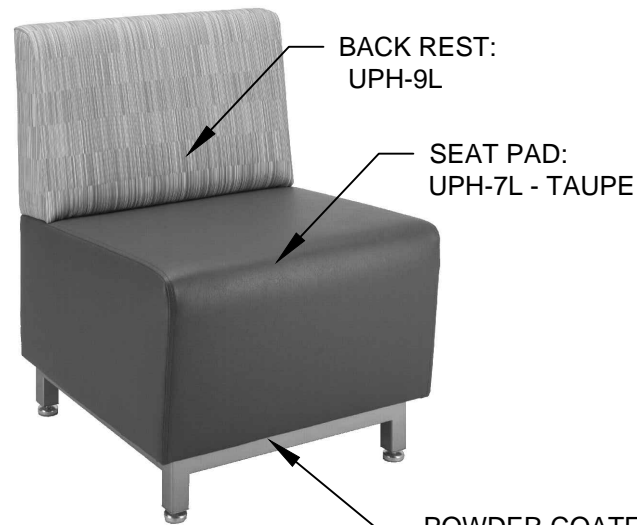
SILK - CREAM #101



TAFFETA ROUGE



POLYCARBONATE



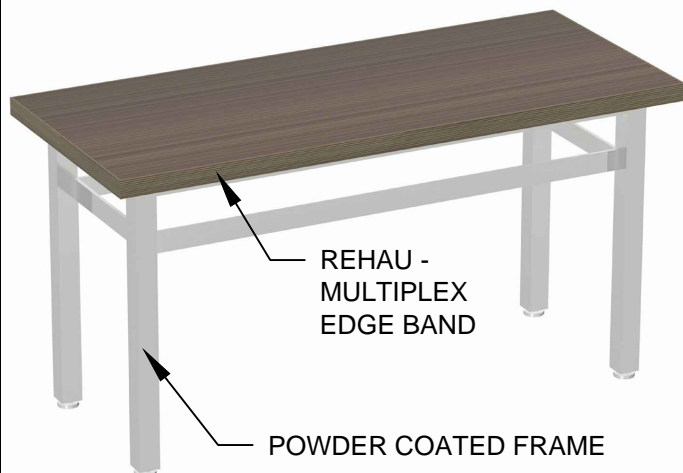
ADDISON ARMLESS LOUNGE CHAIR



UT-230 WITH A VINYL SEAT



20/20 LIGHT TRASH



BK 20/20 LIGHT  
OCCASIONAL TABLE

This drawing contains proprietary information by Seating Concepts. Unauthorized use or reproduction is prohibited without expressed written consent of Seating Concepts.

Project Contacts:

Please contact one of the following Seating Concepts team members to address any concerns you may have:

Customer Service:  
Ken Hibben 815.730.7980 x 2253  
Linda Bender 815.730.7980 x 2224  
Alyson Simek 815.730.7980 x 2206

Interior Design:  
Samantha Uthe 815.730.7980 x 2251  
Lori Manion 815.730.7980 x 2242  
Iwona Letocha 815.730.7980 x 2273  
Sandra Chavez: 815.730.7980 x 2221  
Niha Prasad: 815.730.7980

\*\*After delivery of decor if you have any questions please contact customer service at 815.730.7980



PROJECT:  
Improved 20/20 Light

LOCATION:  
AURORA, IL

ADDRESS:  
2110 W. GALENA BLVD.

STORE #:  
5735

DRAWN BY:  
NP

PROJECT MANAGER:  
Zach DePyssler

SALES MANAGER:  
Linda Bender

DATE:  
09-02-15

REVISION HISTORY			
DATE	REV #	DESCRIPTION	INITIALS
09-02-15	1	REVISE PER SCI REVIEW	NP
09-06-15	2	NEW CAD	NP
09-09-15	3	REVISE PER SCI REVIEW	NP
12-01-15	4	NEW SHELL	NP
01-08-16	5	ADD WASHERS FOR GRAPHICS	NP

DRAWING TITLE:  
Product Images

SCALE:  
NTS

ID-14

11 x 17 SIZE FORMAT



This drawing contains proprietary information by Seating Concepts. Unauthorized use or reproduction is prohibited without expressed written consent of Seating Concepts.

**Project Contacts:**

Please contact one of the following Seating Concepts team members to address any concerns you may have:

Customer Service:  
Ken Hibben 815.730.7980 x 2253  
Linda Bender 815.730.7980 x 2224  
Alyson Simek 815.730.7980 x 2206

Interior Design:  
Samantha Uthe 815.730.7980 x 2251  
Lori Manion 815.730.7980 x 2242  
Iwona Letocha 815.730.7980 x 2273  
Sandra Chavez: 815.730.7980 x 2221  
Niha Prasad: 815.730.7980

\*\*After delivery of decor if you have any questions please contact customer service at 815.730.7980



PROJECT: Improved 20/20 Light

LOCATION: AURORA, IL

ADDRESS: 2110 W. GALENA BLVD.

STORE #: 5735

DRAWN BY: NP

PROJECT MANAGER: Zach DePyssler

SALES MANAGER: Linda Bender

DATE: 09-02-15

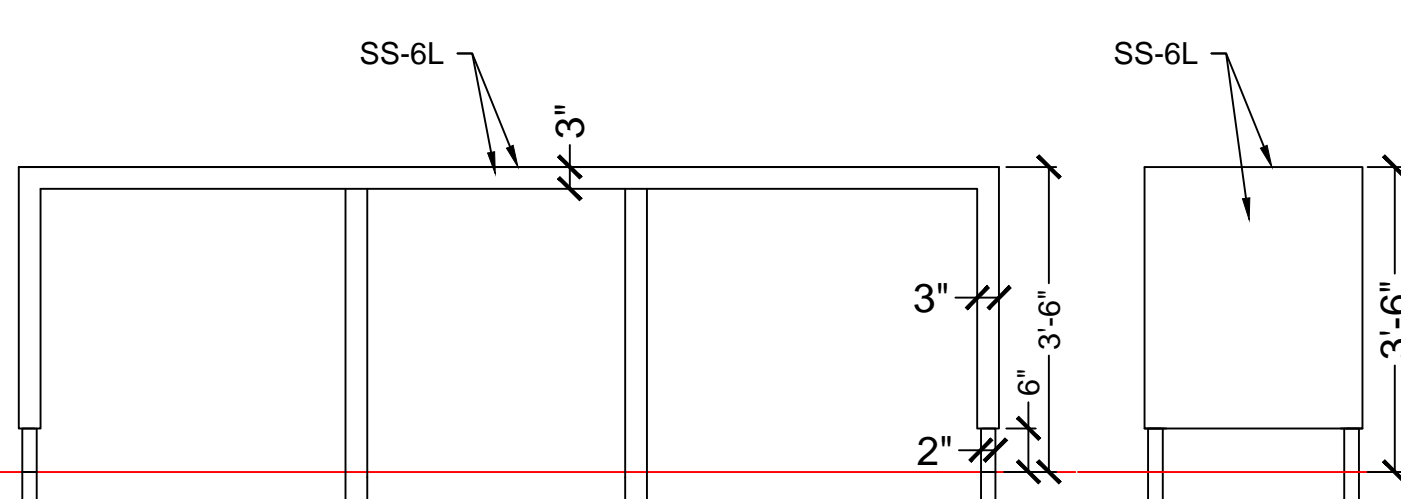
REVISION HISTORY			
DATE	REV #	DESCRIPTION	INITIALS
09-02-15	1	REVISE PER SCI REVIEW	NP
09-06-15	2	NEW CAD	NP
09-09-15	3	REVISE PER SCI REVIEW	NP
12-01-15	4	NEW SHELL	NP
01-08-16	5	ADD WASHERS FOR GRAPHICS	NP

DRAWING TITLE: Product Details

SCALE: NTS

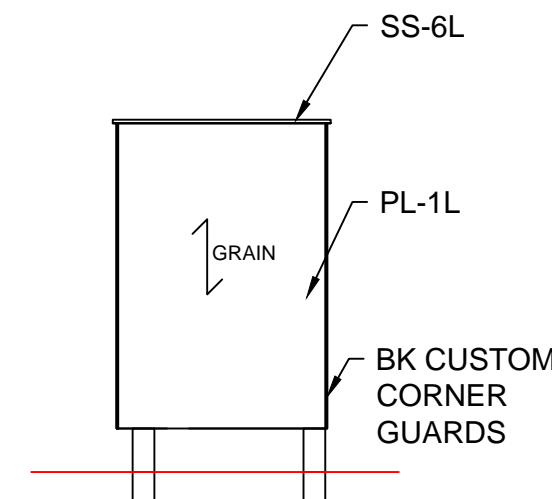
**ID-15**

11 x 17 SIZE FORMAT



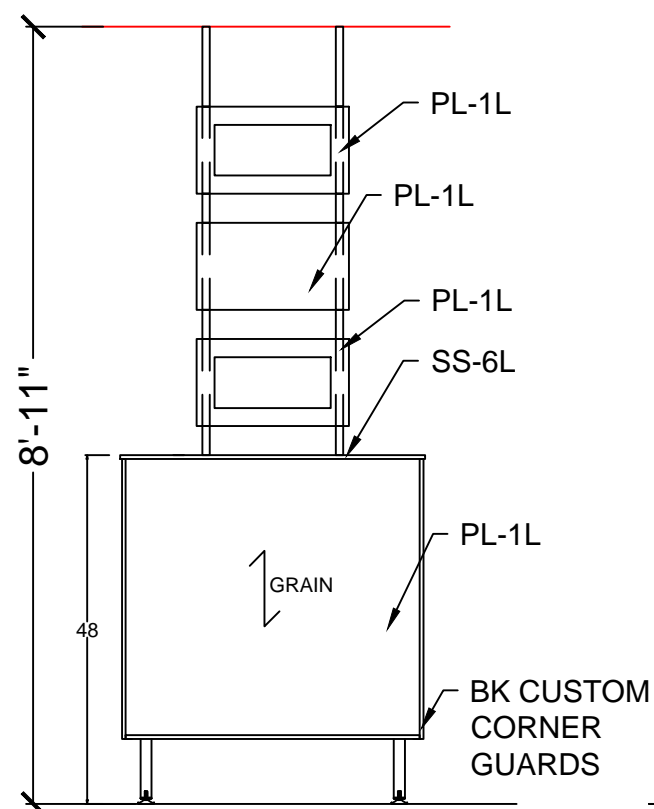
5

6

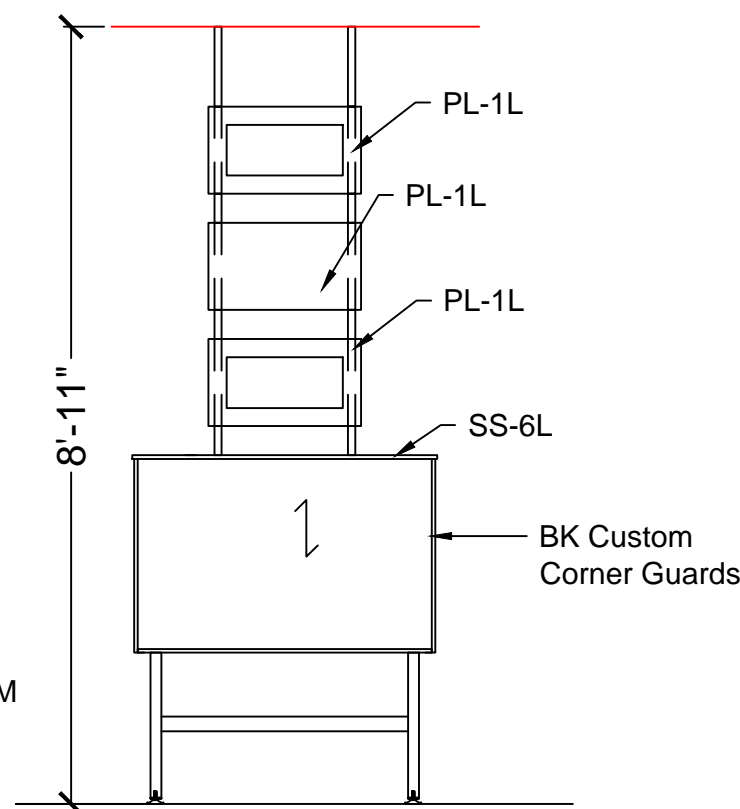


10

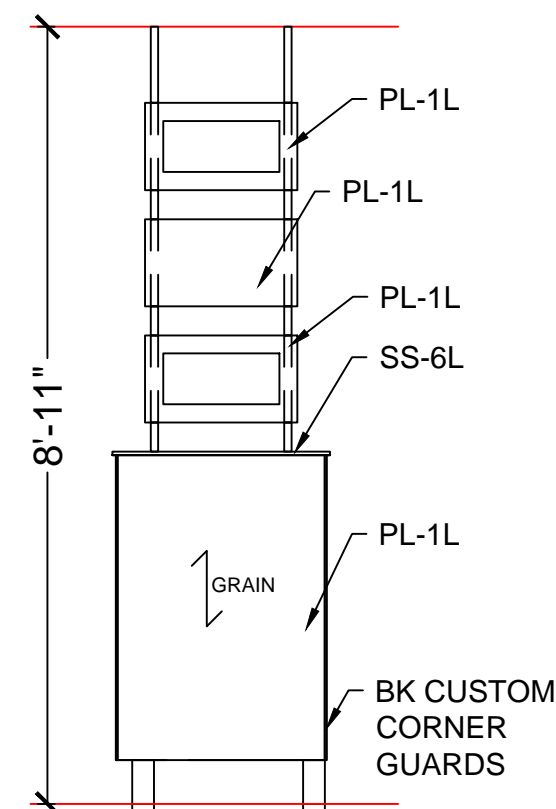
# Community Table Elevations



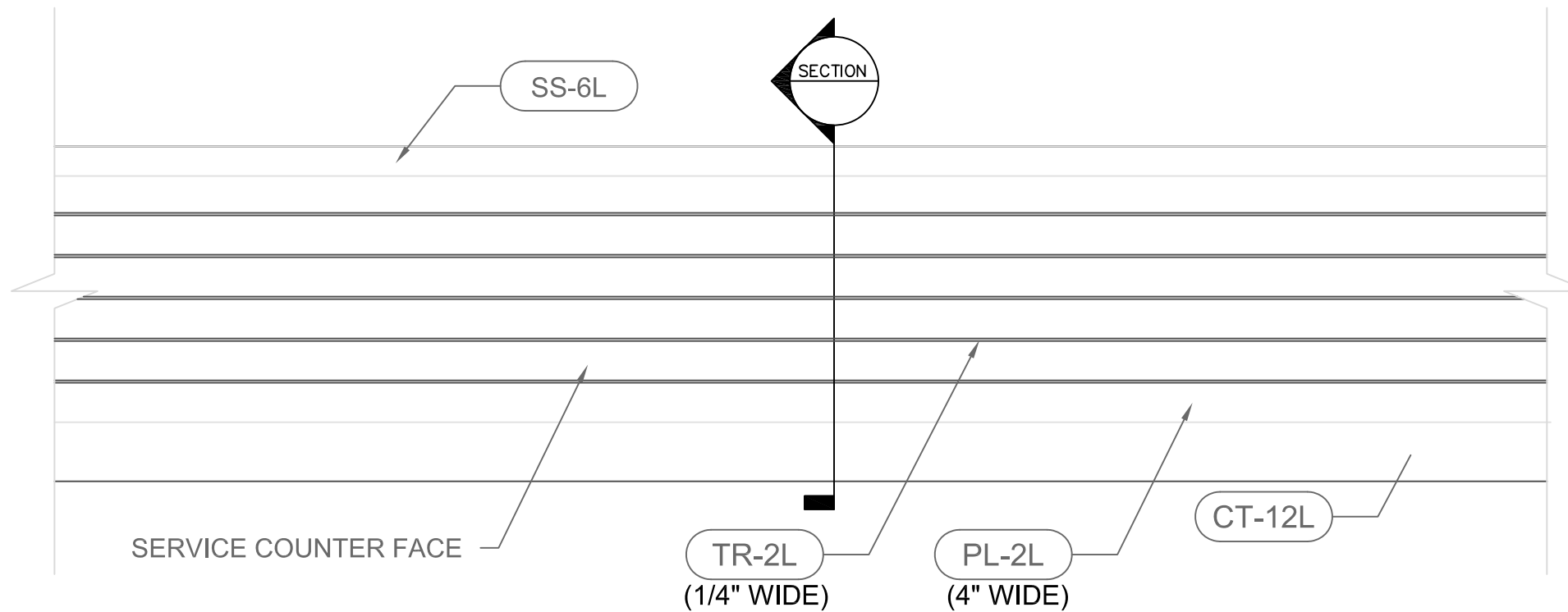
7



8

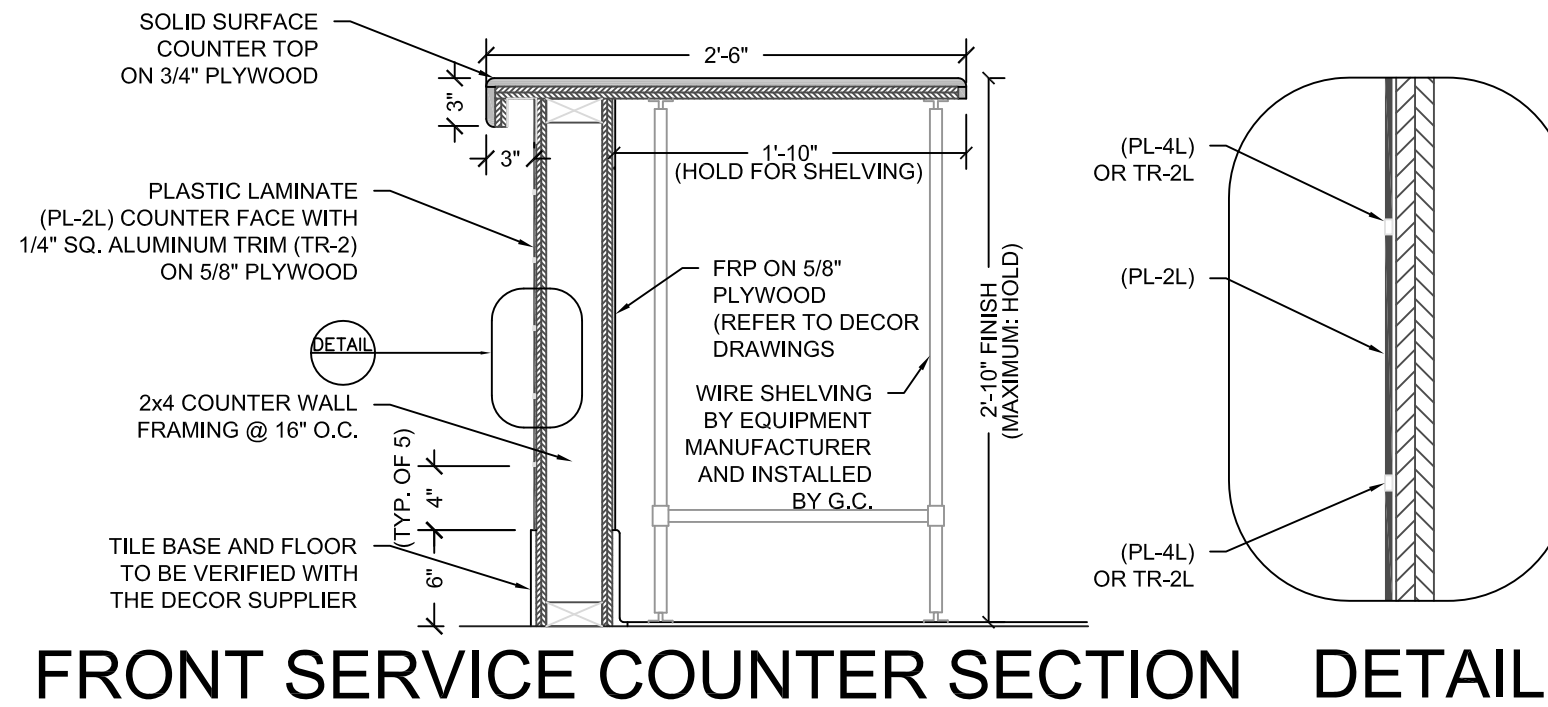


9



## FRONT SERVICE COUNTER ELEVATION VIEW

SCALE:  $\frac{3}{4}$ " = 1'-0"



## FRONT SERVICE COUNTER SECTION DETAIL

SCALE: 1" = 1'-0"

This drawing contains proprietary information by Seating Concepts. Unauthorized use or reproduction is prohibited without expressed written consent of Seating Concepts.

### Project Contacts:

Please contact one of the following Seating Concepts team members to address any concerns you may have:

Customer Service:  
Ken Hibben 815.730.7980 x 2253  
Linda Bender 815.730-7980 x 2224  
Alyson Simek 815.730-7980 x 2206

Interior Design:  
Samantha Uthe 815.730.7980 x 2251  
Lori Manion 815.730.7980 x 2242  
Iwona Letocha 815.730.7980 x 2273  
Sandra Chavez: 815.730.7980 x 2221  
Niha Prasad: 815.730.7980

\*\*After delivery of decor if you have any questions please contact customer service at 815.730.7980



PROJECT:	Improved 20/20 Light
LOCATION:	AURORA, IL
ADDRESS:	2110 W. GALENA BLVD.
STORE #:	5735
DRAWN BY:	NP
PROJECT MANAGER:	Zach DePysler
SALES MANAGER:	Linda Bender

DATE:	09-02-15		
REVISION HISTORY			
DATE	REV #	DESCRIPTION	INITIALS
09-02-15	1	REVISE PER SCI REVIEW	NP
09-08-15	2	NEW CAD	NP
09-09-15	3	REVISE PER SCI REVIEW	NP
12-01-15	4	NEW SHELL	NP
01-08-16	5	ADD WASHERS FOR GRAPHICS	NP

DRAWING TITLE:	FSC Details
SCALE:	VARIES
<b>ID-16</b>	







