

CODE REVIEW

AUTHORITY: CITY OF AURORA
PLANNING AND ZONING DIVISION
44 E. DOWNER PLACE
AURORA, IL 60507-2067
(630) 256-3280

CODE: 2009 INTERNATIONAL BUILDING CODE
1994 NATIONAL ELECTRIC CODE
2009 INTERNATIONAL MECHANICAL CODE
STATE OF ILLINOIS ACCESSIBILITY CODE
2009 INTERNATIONAL PLUMBING CODE
2014 STATE OF ILLINOIS PLUMBING CODE
2015 INTERNATIONAL ENERGY CONSERVATION CODE
2009 INTERNATIONAL FIRE CODE
2009 INTERNATIONAL FUEL & GAS CODE
2009 INTERNATIONAL EXISTING BUILDING CODE
2009 INTERNATIONAL RESIDENTIAL CODE

CONST. TYPE: TYPE V - UNPROTECTED

USE: A-2

ACTUAL AREA: 2,499 SQ. FT.

EXITS: 2 REQUIRED / 3 PROVIDED

EGRESS WIDTH REQUIRED: 36" W. MINIMUM / 152" W. PROVIDED

MAXIMUM TRAVEL DISTANCE: 75' MAXIMUM / 43'-0" PROVIDED

SANITARY FACILITIES REQUIRED:

| | MALE | FEMALE |
|--------------|------------------------|------------------------|
| WATER CLOSET | (1) REQ./ (1) PROVIDED | (1) REQ./ (1) PROVIDED |
| URINAL | (1) REQ./ (1) PROVIDED | -- |
| LAVATORY | (1) REQ./ (1) PROVIDED | (1) REQ./ (1) PROVIDED |

REQUIRED FIRE RATINGS:

| | |
|-----------------|-------|
| STRUCTURE: | 0 HR. |
| EXTERIOR WALLS: | 0 HR. |
| INTERIOR WALLS: | 0 HR. |
| FLOOR: | 0 HR. |
| ROOF: | 0 HR. |

OCCUPANCY LOAD

ASSEMBLY AREAS @ 15 S.F. PER PERSON
DINING AREA = 570 S.F. / 15 = 38 PEOPLE

SALES AREAS (QUEUING) @ 5 S.F. PER PERSON
QUEUE AREA = 40 S.F. / 5 = 8 PEOPLE

BUSINESS AREAS @ 100 S.F. PER PERSON
VESTIBULE = 55 S.F.
OFFICE = 28 S.F.
CORRIDOR = 301 S.F.
MEN'S BATHROOM = 86 S.F.
WOMEN'S BATHROOM = 42 S.F.
TOTAL = 560 S.F. / 100 = 5 PEOPLE

COMMERCIAL KITCHEN @ 200 S.F. PER PERSON
KITCHEN AREA = 747 S.F. / 200 = 3 PEOPLE

STORAGE AREAS @ 300 S.F. PER PERSON
WALK-IN COOLER = 84 S.F.
DRY STORAGE = 134 S.F.
TOTAL = 223 S.F. / 300 = 1 PERSON

TOTAL OCCUPANT LOAD
TOTAL OCCUPANTS = 55 PEOPLE

ACCESSIBILITY NOTES

DOORS-All doors will comply with Section 100.310(j) of the Illinois Accessibility Code and ANSI section 4.13

DRINKING FOUNTAINS-All public drinking fountains and water coolers shall comply with ANSI 4.15

CONTROLS AND OPERATING MECHANISMS-All controls and operating mechanisms along accessible routes and in accessible spaces shall comply with ANSI section 4.25

ALARMS-All emergency warning systems shall comply with ANSI section 4.26, and shall be both audio and visual.

SIGNAGE-Signage shall be provided per IAC section 400.312(u). Signage shall include parking lot signage, room identification signage, emergency signage, and all signage included in IAC 400.310(s).

TELEPHONES-Where provided, at least one public phone shall comply with ANSI section 4.30. An auxiliary countertop will be provided per ANSI section 4.30

ACCESSIBLE PARKING SPACES AND SIGNAGE-Accessible parking spaces shall comply with IAC section 400.310(c). Individual stalls shall comply with ANSI 4.6. Parking signage shall comply with IAC Section 400.310(f) and applicable ANSI requirements.

TOILET ROOMS, BATHING & SHOWER FACILITIES-Public Facilities will be provided per the Illinois Plumbing Code, ANSI section 4.22, and IAC section 400.310. All facilities will meet the requirements defined in IAC section 400.310.

PROJECT DIRECTORY

OWNER: TRI CITY FOODS LLC
1400 OPUS PLACE
SUITE 900
DOWNERS GROVE, IL 60515
PH 630.548.3400
CONTACT: JEFF MACDONALD

ARCHITECT AND ENGINEER: WARREN JOHNSON ARCHITECTS, INC.
19 N. GREELEY STREET
PALATINE, IL 60067
PH 847.359.9616
FX 847.359.9641
CONTACT: JENNIFER THORSTENSON

STRUCTURAL ENGINEER: GARSELLO ENGINEERING
2656 WILD TIMOTHY ROAD
NAPEEVILLE, IL 60564
PH 630.954.9567
CONTACT: VICTOR GARSELLO

LIST OF DRAWINGS

| | |
|----------------------|-----------------------------------|
| CS-1 | COVER SHEET |
| CS-2 | CODE DIAGRAMS & REQUIREMENTS |
| SITE PLANS | |
| SP-0.1 | DEMO SITE PLAN |
| SP-1 | SITE PLAN AND DETAILS |
| SP-2 | DRIVE THRU DETAILS & SITE DETAILS |
| DEMOLITION | |
| DM-1 | DEMOLITION PLANS |
| STRUCTURAL | |
| S1.1 | ROOF FRAMING PLAN |
| S2.1 | FRAMING DETAILS |
| S2.2 | FRAMING DETAILS |
| ARCHITECTURAL | |
| A-1 | FLOOR PLAN AND DETAILS |
| A-2 | CEILING PLAN AND DETAILS |
| A-3 | EXISTING EXTERIOR ELEVATIONS |
| A-4 | PROPOSED EXTERIOR ELEVATIONS |
| A-4.1 | PROPOSED EXTERIOR ELEVATIONS |
| A-5 | WALL SECTIONS AND DETAILS |
| A-6 | BATHROOM PLAN AND ELEVATIONS |
| A-7 | DOOR SCHEDULES |
| A-8 | MANUFACTURER CONTACT LIST |
| DECOR | |
| ID-1 | COVER SHEET |
| ID-2 | SEATING LAYOUT |
| ID-3 | FURNITURE FINISH LAYOUT |
| ID-4 | WALL FINISH LAYOUT |
| ID-5 | PENDANT, SOFFIT, GRAPHIC LAYOUT |
| ID-6 | FLOORING LAYOUT |
| ID-7 | INTERIOR ELEVATIONS |
| ID-8.0 | INTERIOR ELEVATIONS |
| ID-9 | FURNITURE FINISH SPECIFICATIONS |
| ID-10 | INTERIOR BUILDING SPECIFICATIONS |
| ID-11 | INTERIOR BUILDING SPECIFICATIONS |
| ID-12 | INTERIOR BUILDING SPECIFICATIONS |
| ID-13 | INTERIOR BUILDING SPECIFICATIONS |
| ID-14 | PRODUCT IMAGES |
| ID-15 | PRODUCT DETAILS |
| ID-16 | FSC DETAILS |
| PLUMBING | |
| P-1 | PLUMBING PLANS |
| P-2 | PLUMBING SPECIFICATIONS |
| ELECTRICAL | |
| E-1 | ELECTRICAL POWER PLAN |
| E-2 | ELECTRICAL SPECIFICATIONS |

SCOPE OF WORK

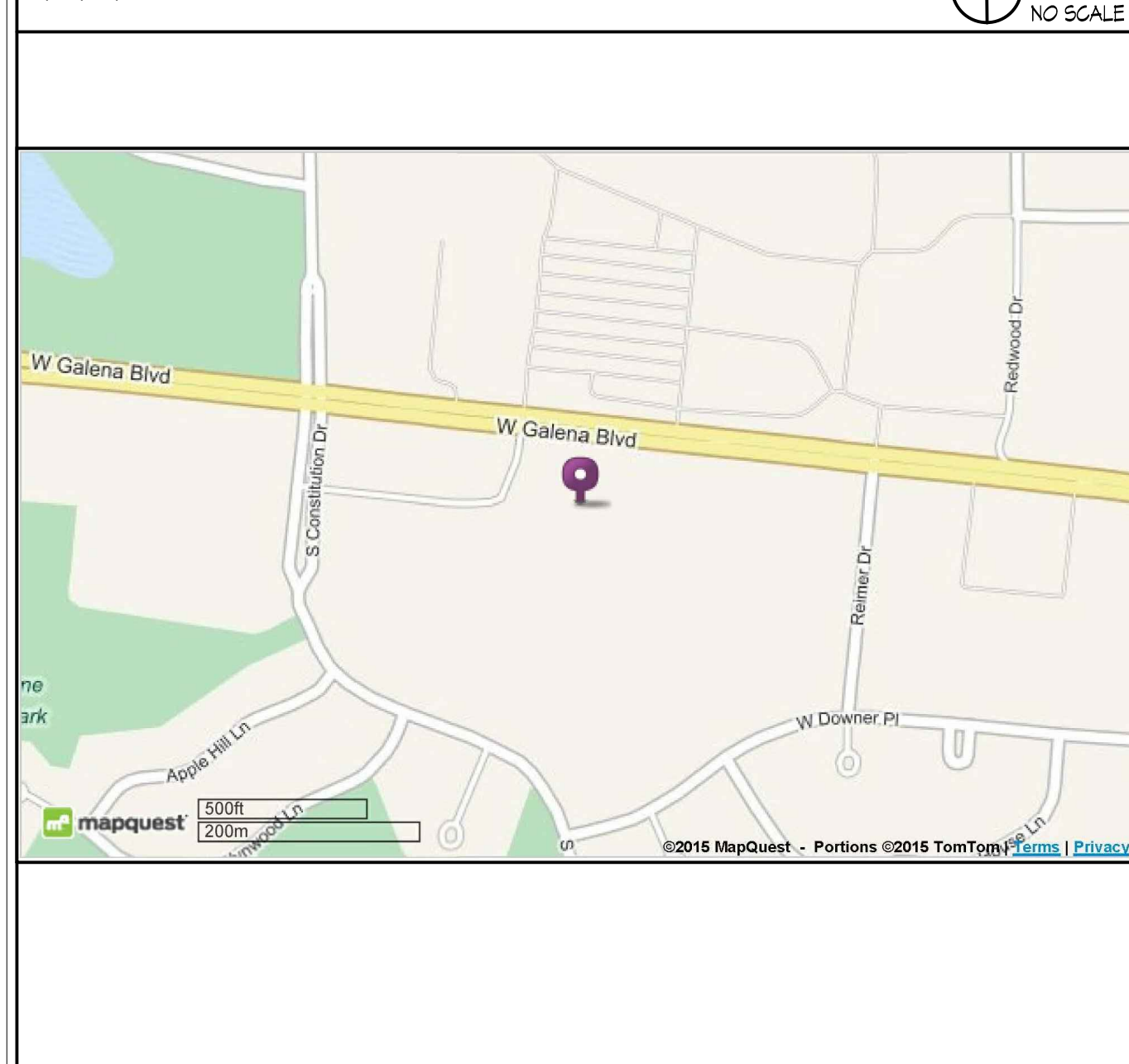
REMODEL OF EXISTING BURGER KING RESTAURANT. INTERIOR AND EXTERIOR IMAGE REWORK AND MINIMAL SITE WORK REPAIR.

GENERAL CONTRACTOR NOTE:
ONCE ATRIUM HAS BEEN REMOVED, G.C. TO VERIFY LOCATION AND DEPTH OF EXISTING FOUNDATION WALL AT PREVIOUS, ORIGINAL BUILDING. G.C. TO NOTIFY ARCHITECT IMMEDIATELY IF THIS FOUNDATION WALL DOES NOT EXIST OR IF THERE ARE ANY DISCREPANCIES.

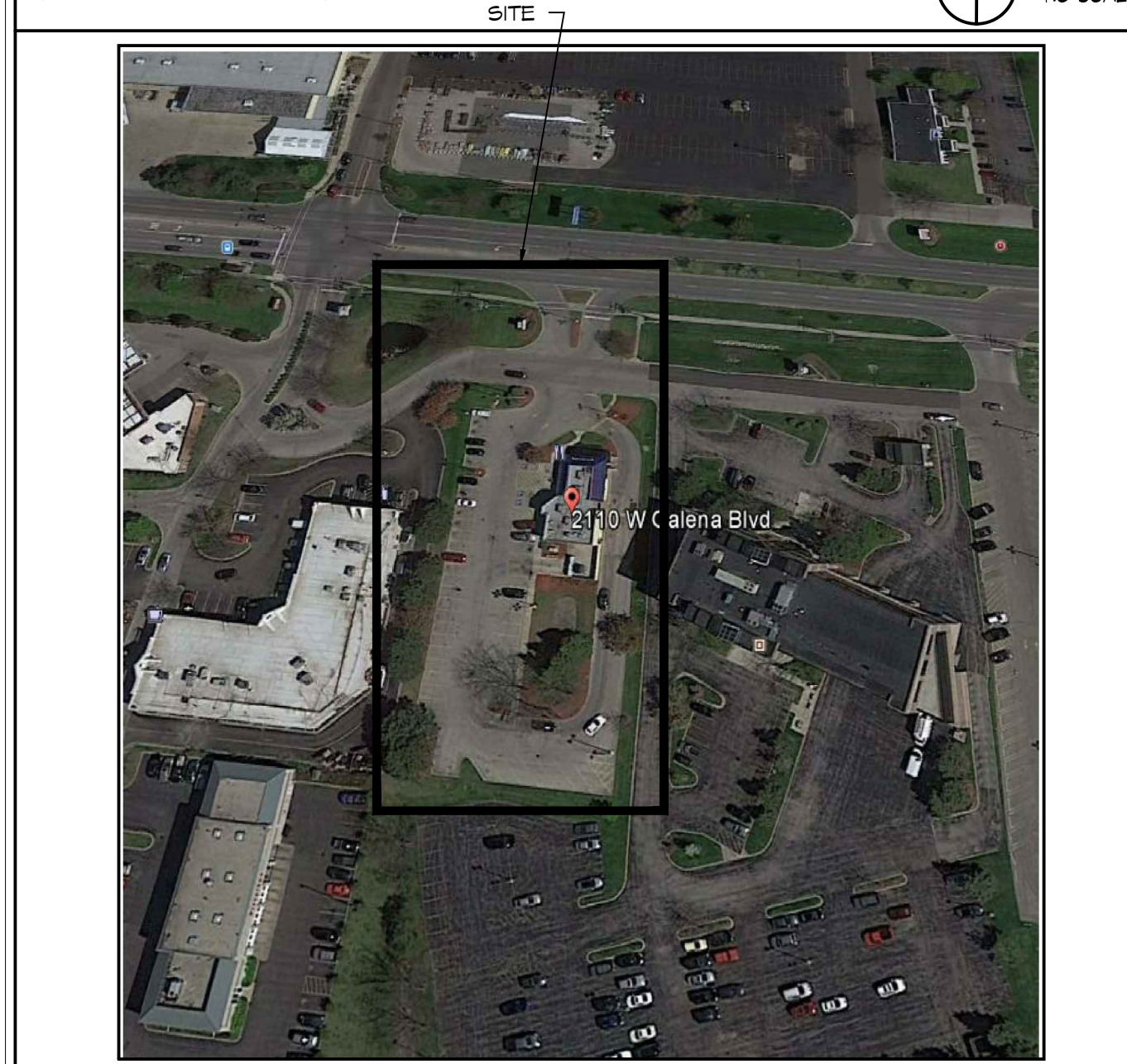
GENERAL NOTES

- ALL WORK TO COMPLY TO THE STATE OF ILLINOIS ACCESSIBILITY CODE AS ESTABLISHED BY THE STATE OF ILLINOIS CAPITAL DEVELOPMENT BOARD.
- ALL CONTRACTORS AND SUBCONTRACTORS WILL THOROUGHLY FAMILIARIZE THEMSELVES WITH THESE CONSTRUCTION DOCUMENTS AND WILL VERIFY EXISTING SITE AND BUILDING CONDITIONS PRIOR TO SUBMITTING A BID. ALL SUBCONTRACTORS WILL PROVIDE ALL LABOR, SUPERVISION, AND MATERIALS AND EVERYTHING OF EVERY SORT WHICH MAY BE NECESSARY FOR A SUCCESSFUL COMPLETION OF THIS PROJECT TO OBTAIN A FINAL OCCUPANCY PERMIT. ALL WORK TO BE PERFORMED IN A GOOD AND WORKMANLIKE MANNER AS DESCRIBED HEREIN BY THESE CONSTRUCTION DOCUMENTS ACCORDING TO THE TRUE INTENT AND MEANING OF THE DRAWINGS AND SPECIFICATIONS. WHETHER THE SAME MAY OR MAY NOT BE PARTICULARLY INFERRED THEREFROM ALL WORK INDICATED OR DESCRIBED IN THE DRAWINGS OR SPECIFICATIONS WILL BE CONFERRED BY THE CONTRACTOR TO THE EXTENT AS IF DESCRIBED IN BOTH.
- SUBCONTRACTORS, BEFORE STARTING THEIR WORK, WILL CHECK AND VERIFY THEIR PARTICULAR CODE RELATED REQUIREMENTS FOR COMPLIANCE ALONG WITH MEASUREMENTS, SURFACE LEVELS, SURFACE CONDITIONS AND RELATED PRODUCT, INSTALLATIONS NEAR AND ABOUT THEIR WORK. EACH TRADE WILL VERIFY IF CONTRACT CONDITIONS WITH THE OWNER OR THE ON-SITE CONSTRUCTION PROGRAM MANAGER AS TO IF THEY ARE OR NOT OF THE SAME, AS PER THESE CONSTRUCTION DOCUMENTS. IT WILL BE CONCLUDED THAT EACH BIDDER UNDERSTANDS AND KNOWS EXACTLY WHAT WILL BE REQUIRED OF HIM AND WILL PERFORM THESE REQUIREMENTS WITHOUT RECOURSE TO THE FULL AND UNCONDITIONAL SATISFACTION OF THE OWNER. THERE ARE NO ALTERNATE BIDS ON THIS PROJECT. NO ADDITIONAL COMPENSATION WILL BE CONSIDERED AFTER LETTING OF THIS BID UNLESS CHANGES ARE DIRECTED BY THE OWNER IN WRITING WITH COST ALREADY NEGOTIATED FOR THAT ADDED WORK AFTER THE LETTING OF THE BID.
- THIS ARCHITECT AND HIS PROFESSIONAL CONSULTANTS WILL NOT HAVE CONTROL OR CHANGE OF AND WILL NOT BE RESPONSIBLE FOR CONSTRUCTION MEANS, METHODS, TECHNIQUES, SEQUENCES, OR PROCEDURES, OR FOR SAFETY PRECAUTIONS AND PROGRAMS IN CONNECTION WITH THE WORK ON THIS PROJECT OR FOR THE ACTS OR OMISSIONS OF THE CONTRACTOR, SUBCONTRACTOR, OR ANY OTHER PERSONS PERFORMING ANY OF THE WORK ON THIS SITE. NOR FOR THE FAILURE OF ANY OF THEM TO CARRY OUT THE WORK IN ACCORDANCE WITH THE INTENT OF THE CONTRACT AND/OR CONSTRUCTION DOCUMENTS.
- ALL CONTRACTORS WILL PROVIDE ADEQUATE BRACING AND/OR SHORING TO INSURE STRUCTURAL STABILITY OF THE BUILDING AND ALL RELATED BUILDING COMPONENTS I.E. STRUCTURAL WALLS, INTERIOR WALL ASSEMBLIES, ETC. DURING THE CONSTRUCTION PHASE OF THIS PROJECT.
- ALL WORK WILL BE COORDINATED WITH OTHER TRADES IN ORDER TO AVOID INTERFERENCE AND PRESERVE MAXIMUM HEADROOM AND AVOID OMISSIONS. EACH CONTRACTOR WILL INCLUDE ALL MISCELLANEOUS ITEMS REQUIRED BY CODE AND NEEDED TO COMPLETE THE WORK INCLUDING MOVING AND RIGGING OF MATERIALS AND EQUIPMENT, ALL THE HANGERS, SUPPORTS, ANCHORS, SUSPENSION MEANS, CONDUIT, WIRE, FITTINGS, SLEEVES, ETC.
- ALL MATERIALS USED WILL BE NEW AND BEAR U.L. LABELS WHERE REQUIRED AND MEET APPROPRIATE N.E.M.A. STANDARDS.
- LAYOUT ALL PARTITIONS BEFORE BEGINNING CONSTRUCTION TO PREVENT ERRORS BY DISCREPANCY. ALL DRYWALL PARTITIONS WILL BE INSTALLED AS NOTED ON THE DRAWINGS.
- ALL CONTRACTORS WILL GUARANTEE ALL LABOR AND MATERIALS FOR A PERIOD OF ONE YEAR FROM DATE OF ISSUE OF FINAL OCCUPANCY PERMIT AND/OR AT THE FINAL PAYOUT FROM OWNER.
- VERIFY ALL DIMENSIONS IN THE FIELD PRIOR TO ORDERING, CUTTING AND/OR INSTALLING MATERIAL, PRODUCT OR EQUIPMENT. IN THE EVENT OF ANY DISCREPANCIES, CONTACT THE ARCHITECT BEFORE PROCEEDING WITH THAT WORK.
- ALL SUBCONTRACTORS WILL PROVIDE A CERTIFICATE OF INSURANCE TO THE OWNER PRIOR TO STARTING ANY WORK ON THIS PROJECT. NOTE: CERTIFICATE OF INSURANCE CANNOT BE TERMINATED OR CANCELED WITHOUT 10 DAYS PRIOR WRITTEN NOTICE TO THE OWNER.
- NO SUBSTITUTIONS OF ANY KIND FOR MATERIALS SPECIFIED ON THESE CONSTRUCTION DOCUMENTS IS ALLOWED. NO "EQUIVALENT" SUBSTITUTIONS WILL BE MADE, UNLESS APPROVED IN WRITING BY THE ARCHITECT AND APPROVED BY THE OWNER, DUE TO THE LACK OF AVAILABILITY OF ORIGINAL.
- RESPONSIBILITY OF CONTRACTOR: EACH CONTRACTOR IS RESPONSIBLE FOR AND MUST GUARANTEE IN WRITING FIRST CLASS WORKMANSHIP AND MATERIALS. EACH CONTRACTOR WILL ASSUME ALL RESPONSIBILITY FOR THE CARE AND PROTECTION OF HIS OWN WORK AND MATERIALS FROM DAMAGE AND WILL PROTECT THIS SAME PROPERTY. HE WILL MAKE GOOD ANY DAMAGE TO HIS OWN OR OTHER WORK CAUSED BY HIMSELF OR WORKMEN EMPLOYED BY HIM.
- SITE SAFETY: EACH CONTRACTOR WILL ABIDE BY LOCAL AREA STANDARDS AND RELATED OSHA STANDARDS FOR THE PROTECTION AND SAFETY FOR THEIR EMPLOYEES ON SITE. THIS ARCHITECT AND HIS PROFESSIONAL CONSULTANTS WILL BE HELD HARMLESS BY THE OWNER, GENERAL CONTRACTOR AND RELATED AWARDED TRADES, ON THIS PROJECT FOR ACCIDENTS OR INJURIES CAUSED OR ACCORDED ON THIS PROPERTY DURING THE PRE/ACTUAL/POST CONSTRUCTION PHASES OF THIS PROJECT.
- LIENS: ALL SUBCONTRACTORS AND THE GENERAL CONTRACTOR WILL DELIVER TO THE OWNER A COMPLETE RELEASE OF ALL ITEMS ARISING OUT OF THIS CONTRACT AND/OR RECEIPTS IN FULL IN LIEU THERE OF TOWARDS THEIR PARTIAL OR FINAL PAYMENT FOR WORK IN PLACE FOR THE OWNER.
- GENERAL CONTRACTOR TO PAY FOR ALL SCAVENGER SERVICES, AND WILL BE RESPONSIBLE FOR REMOVAL OF DEBRIS ACCUMULATED BY EACH TRADE. HOWEVER, EACH TRADE WILL KEEP THE JOB SITE CLEAN AND SAFE AT ALL TIMES, ALONG WITH A BROOM FINISH AT THE END OF EACH WORKING DAY.
- IF CHANGES ARE MADE IN THE FIELD ON THIS PROJECT VIA DIMENSIONS, MATERIALS, INSTALLATION DIFFERENT THAN INDUSTRY TECHNIQUES AND STANDARDS, ETC., "CONSTRUCTION MANAGER" IS TO BE NOTIFIED 48 HOURS IN ADVANCE TO THESE CHANGES TO BE MADE BY SAID TRADE. IF NOTICE IS NOT GIVEN TO THE G.M., THEN THAT SUBCONTRACTOR IS TOTALLY RESPONSIBLE FOR THE CONSEQUENCES AND EFFECTS EVOLVED FROM THESE CHANGES.
- CONSTRUCTION CLEAN-UP: AFTER ALL OTHER WORK IS COMPLETED AND JUST PRIOR TO TURNING THE SPACE OVER TO THE OWNER, THE CONSTRUCTION MANAGER WILL EMPLOY THE SERVICES OF A PROFESSIONAL CLEANING SERVICES TO CLEAN AND WASH DOWN ALL INSTALLED EQUIPMENT, SERVICE AREAS, ALONG WITH THE CLEANING OF ALL GLASS WINDOW/DOOR SURFACES PRIOR TO OCCUPANCY. ALL WORK SHALL CONFORM TO THE APPLICABLE CODES FOR THIS MUNICIPALITY. SEE CODE REVIEW ON THIS SHEET.
- DO NOT SCALE DRAWINGS.
- CONTRACTOR WILL APPOINT ONE SPECIFIC INDIVIDUAL FOR LIAISON WITH THE OWNER REPRESENTATIVE AND ARCHITECT.
- CONTRACTOR SHALL PERFORM NO PORTION OF THE WORK AT ANY TIME WITHOUT APPROVED CONTRACT DOCUMENTS.
- CONTRACTOR IS RESPONSIBLE FOR COORDINATING ALL ARCHITECTURAL, MECHANICAL, TELEPHONE, ELECTRICAL (INCLUDING LIGHTING), AND PLUMBING SO TO ENSURE THAT REQUIRED CLEARANCES FOR INSTALLATION AND MAINTENANCE OF ALL EQUIPMENT ARE PROVIDED.
- DIMENSIONS SHALL NOT BE CHANGED WITHOUT THE ARCHITECTS WRITTEN APPROVAL.
- CONTRACTOR TO PROTECT EXISTING CONSTRUCTION AND RESTORE ALL FINISH SURFACES TO THEIR ORIGINAL CONDITION WHERE DAMAGED.

MAP



LOCATION PLAN



SYMBOL NOTES

| | | | |
|--|---|--|--------------------|
| | INDICATES DETAIL NUMBER | | SECTION REFERENCE |
| | INDICATES SHEET UPON WHICH DETAIL APPEARS | | COLUMN LINE NUMBER |
| | OR | | ROOM NUMBER |
| | DETAIL REFERENCE | | EQUIPMENT NUMBER |
| | ELEVATION REFERENCE | | DOOR NUMBER |
| | ELEVATION | | WALL TYPE |
| | WALL TYPE | | DOOR NUMBER |

WARREN JOHNSON ARCHITECTS, INC.

19 N. GREELEY STREET
PALATINE, ILLINOIS 60067
TEL 847.359.9616
FAX 847.359.9641

BURGER KING

ISSUE DATES / REVISIONS

| NO. | DESCRIPTION | DATE |
|-----|-----------------------|---------|
| 1 | PLAN REVIEW REVISIONS | 1/26/16 |
| | PERMIT SUBMITTAL | 1/5/16 |

| NO. | DESCRIPTION | DATE |
|-----|------------------------|------|
| | DRAWN BY: T. WILLIE | |
| | CHECKED BY: M. JOHNSON | |
| | DATE: 11.30.15 | |
| | PROJECT NO: 15014 | |

BURGER KING
STORE #5735
2110 W. GALENA BLVD.
AURORA, IL 60506

COVER SHEET

SHEET

CS-1

ONE OF TWO

ARCHITECT'S SEAL

STATEMENTS OF COMPLIANCE
THESE DOCUMENTS WERE PREPARED BY "WARREN JOHNSON ARCHITECTS, INC." ACCORDING TO THE TERMS OF THE CONTRACT BETWEEN THIS OFFICE AND THE OWNER, FOR THIS BUILDING PROJECT. THESE DOCUMENTS DO NOT EITHER IN WHOLE OR IN PART CONSTITUTE ANY DIRECTION OR INSTRUCTION TO THE AWARDED GENERAL CONTRACTOR OR AWARDED SUB-CONTRACTORS WITH REGARDS TO CONSTRUCTION MEANS, METHODS OR TECHNIQUES BY THESE DOCUMENTS. THIS ARCHITECT DOES NOT INTEND TO EXPRESS ANY OPINION, DIRECTION OR INSTRUCTION OF ANY KIND WHATSOEVER, AS TO THE FINISHED MANNER IN WHICH THE CONSTRUCTION WORK IS TO BE COMPLETED AND/OR RELATED SITE SAFETY ISSUES.

I hereby certify that these drawings were prepared under my direct supervision and to the best of my knowledge comply with the International Building Code.

I have prepared, or caused to be prepared under my direct supervision, the attached plans and specifications and state that, to the best of my knowledge and belief and to the extent of my contractual obligation, they are in compliance with the environmental barrier act (IL Rev Stat., 1905, Ch. 111 1/2, pars. 9, 3711 in seq. as amended) and the Illinois Accessibility Code 71 IL Adm. Code 400.

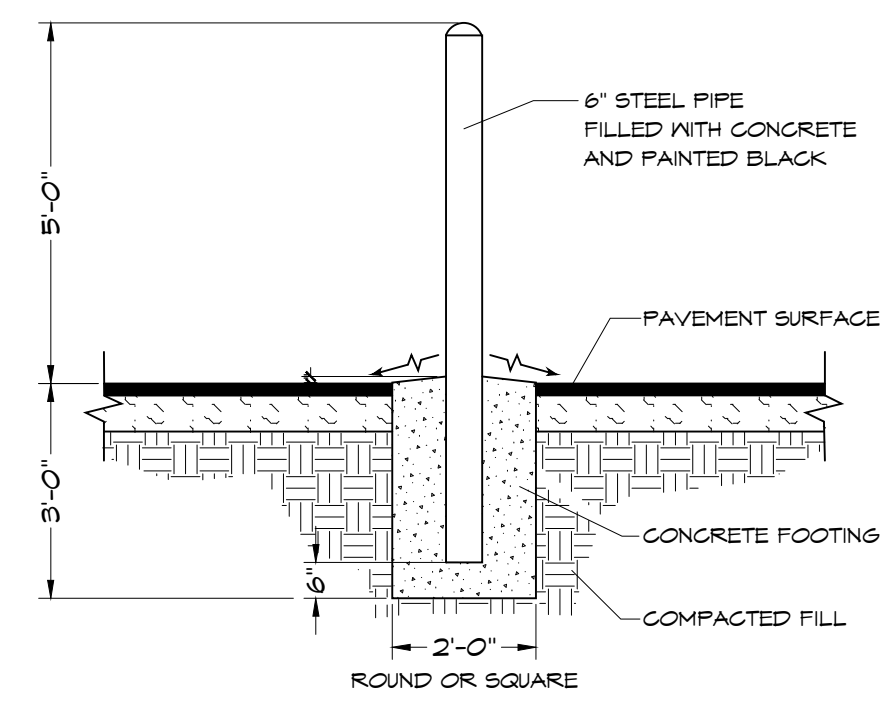
Project will comply with IAC section 400.310 Public Facilities, Alterations

Project will comply with ADA Title II (All programs, services, and activities to be made accessible to and usable by people with disabilities).

I certify that I am a Registered Energy Professional (REP). I also certify that to the best of my professional knowledge and belief that the attached plans for this premise fully comply with the requirements of the International Energy Conservation Code.

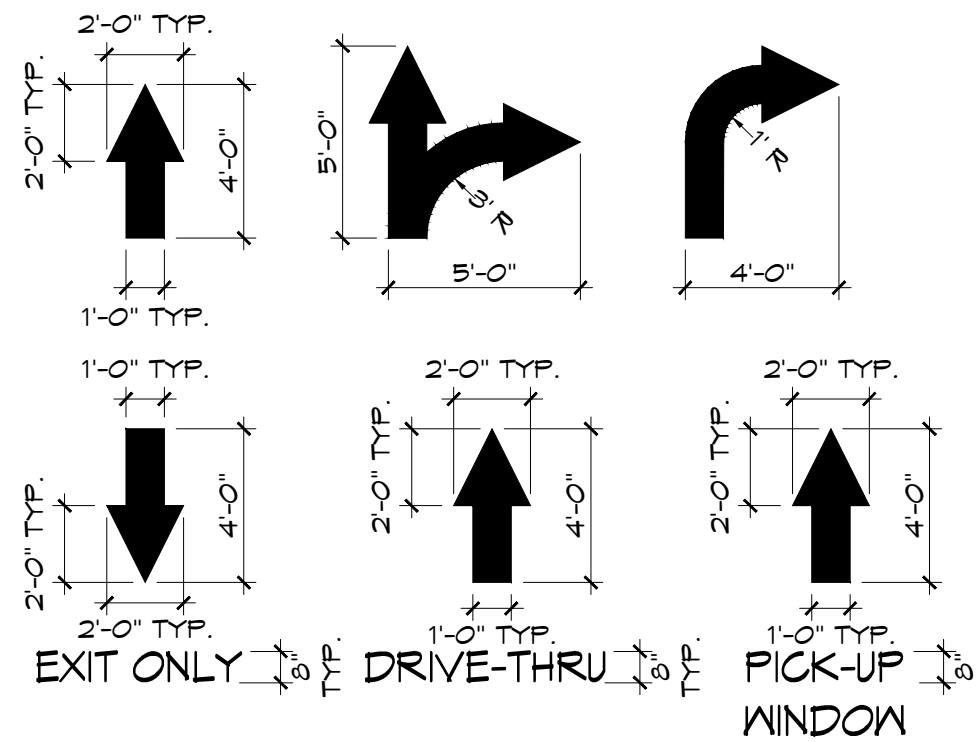
SIGNED: ARCHITECT
ILLINOIS REGISTRATION NO. 001004802
DATE: 11.30.2016

PROFESSIONAL DESIGN FIRM -
ARCHITECTURAL CORPORATION LICENSE NUMBER: 184 - 000318



1 CONCRETE BOLLARD DETAIL

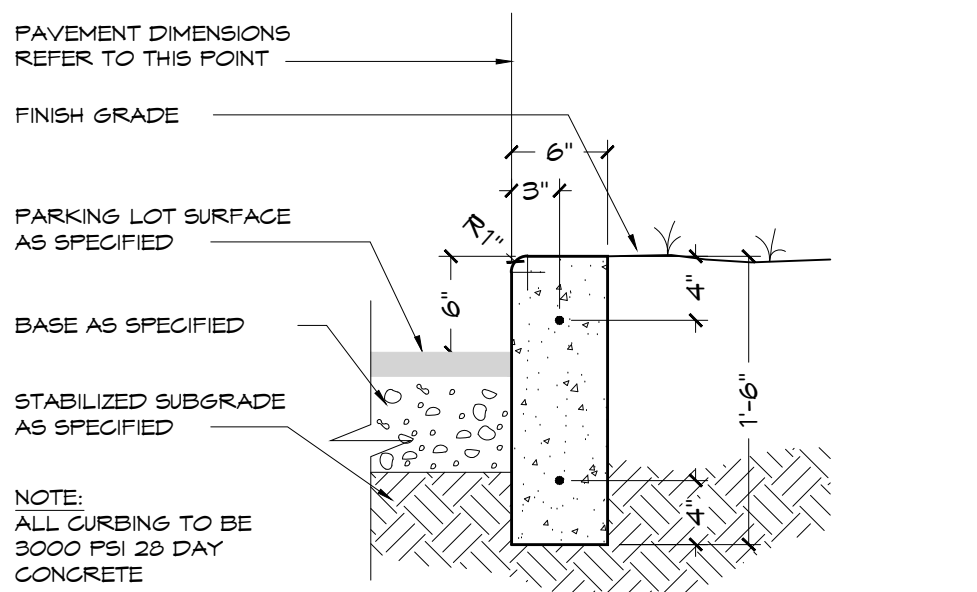
SP-1 N.T.S.



ALL PAVEMENT MARKINGS TO BE WHITE PAVEMENT PAINT, UNLESS STATED OTHERWISE OR CITY REQUIRES DIFFERENCE COLOR

3 PAVEMENT MARKINGS

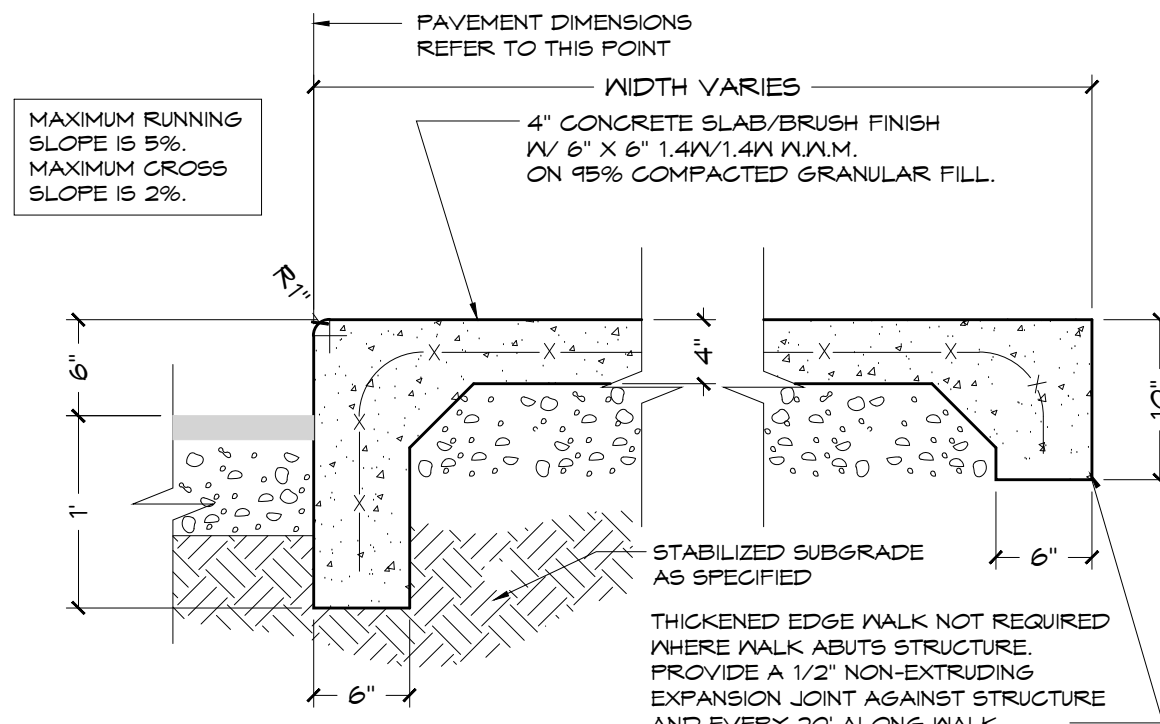
SP-1 N.T.S.



INSTALLATION OF EXTRUDED ASPHALT CURBS AT PARKING LOT PERIMETERS (ONLY) IS ACCEPTABLE

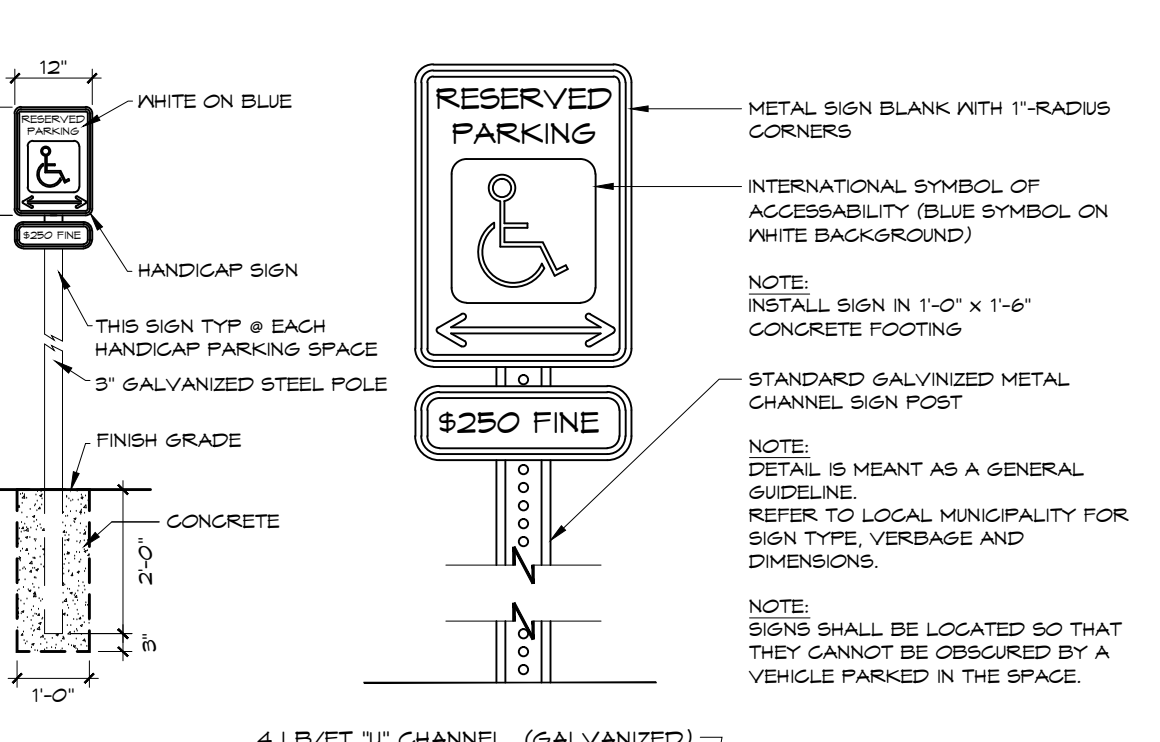
6 NEW CURB DETAIL

SP-1 N.T.S.



2 CONCRETE SIDEWALK DETAIL

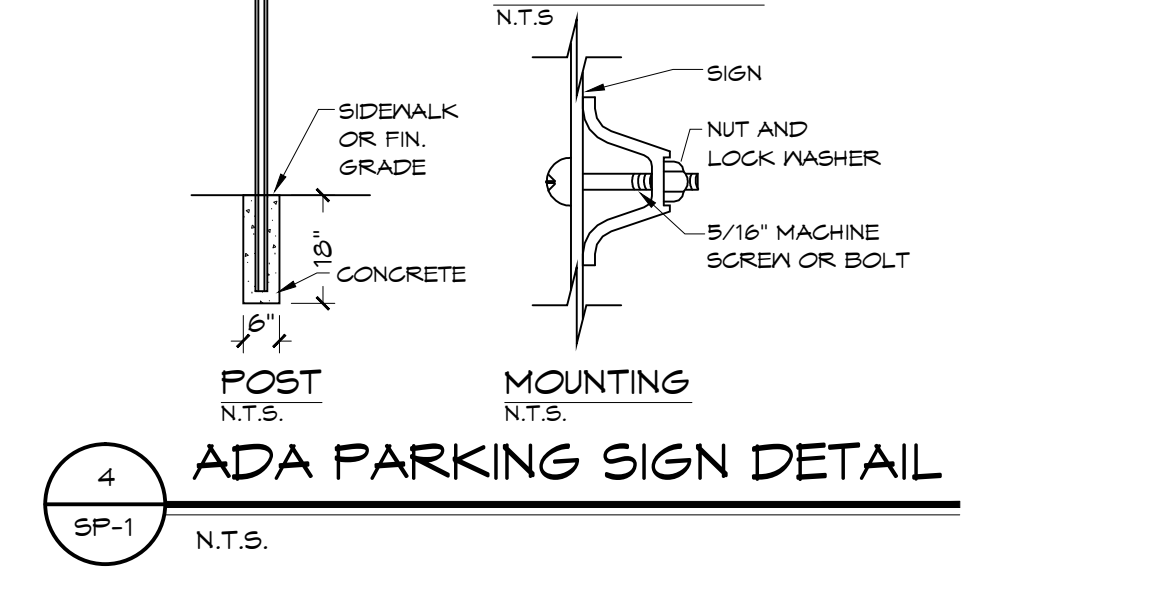
SP-1 N.T.S.



4 LB./FT. 1" CHANNEL (GALVANIZED) 1 1/4" 1 1/4" 3 1/2" 1 1/8" 3/8" 3/8" HOLES PUNCHES 1" O.C.

4 ADA PARKING SIGN DETAIL

SP-1 N.T.S.



5 ENLARGED ADA PARKING PLAN

SP-1 SCALE: 1" = 10'

G.C. NOTE: G.C. TO PROVIDE CUT/PATCH ALLOWANCE OF +/- 2,000 S.F. AT EXISTING PARKING LOT. THESE CUT/PATCH AREAS TO BE OUTLINED BY TRI-CITY REPRESENTATIVE AT PRE-CONSTRUCTION MEETING. G.C. TO CUT OUT EXISTING ASPHALT TO STONE, COMPACT AREA, LAY BASE & RE-PAVE THESE AREAS. SEE DETAIL 6/SP-2.

GENERAL NOTES

RESEAL ENTIRE PARKING LOT, RESTRIP LOT AS SHOWN ON SITE PLAN, STRIPING TO COMPLY WITH CODE REQUIREMENTS.

PARKING LOT STRIPING TO BE WITH LEAD-FREE HEAVY YELLOW ZONE MARKING PAINT, SPRAY APPLIED AS SHOWN ON SITE PLAN.

FILL ALL CRACKS OVER 3/8" WITH ELASTOMERIC FILL TYP.

INSTALL DETECTABLE WARNING TRUNCATED DOWNS AT END OF CONC. WALKS AS LOCATED ON SITE PLAN.

AT THE ADA PARKING STALLS AND ACCESSIBLE AISLES, IT IS THE RESPONSIBILITY OF THE G.C. TO VERIFY THAT THE EXISTING GRADES MEET ADA COMPLIANCE OF LESS THAN 2% SLOPE IN ALL DIRECTIONS. IT IS THE RESPONSIBILITY OF THE G.C. TO MODIFY THE ASPHALT GRADES TO MEET ADA COMPLIANCE. G.C. TO REQUEST ADDITIONAL ENGINEERING (IF NEEDED) ON DAY (1) OF CONSTRUCTION.

G.C. TO INSURE ALL EXTERIOR FIXTURES ARE PROPERLY POWERED. G.C. TO TEST AND MAKE RIGHT ALL FIXTURES/CIRCUITS.

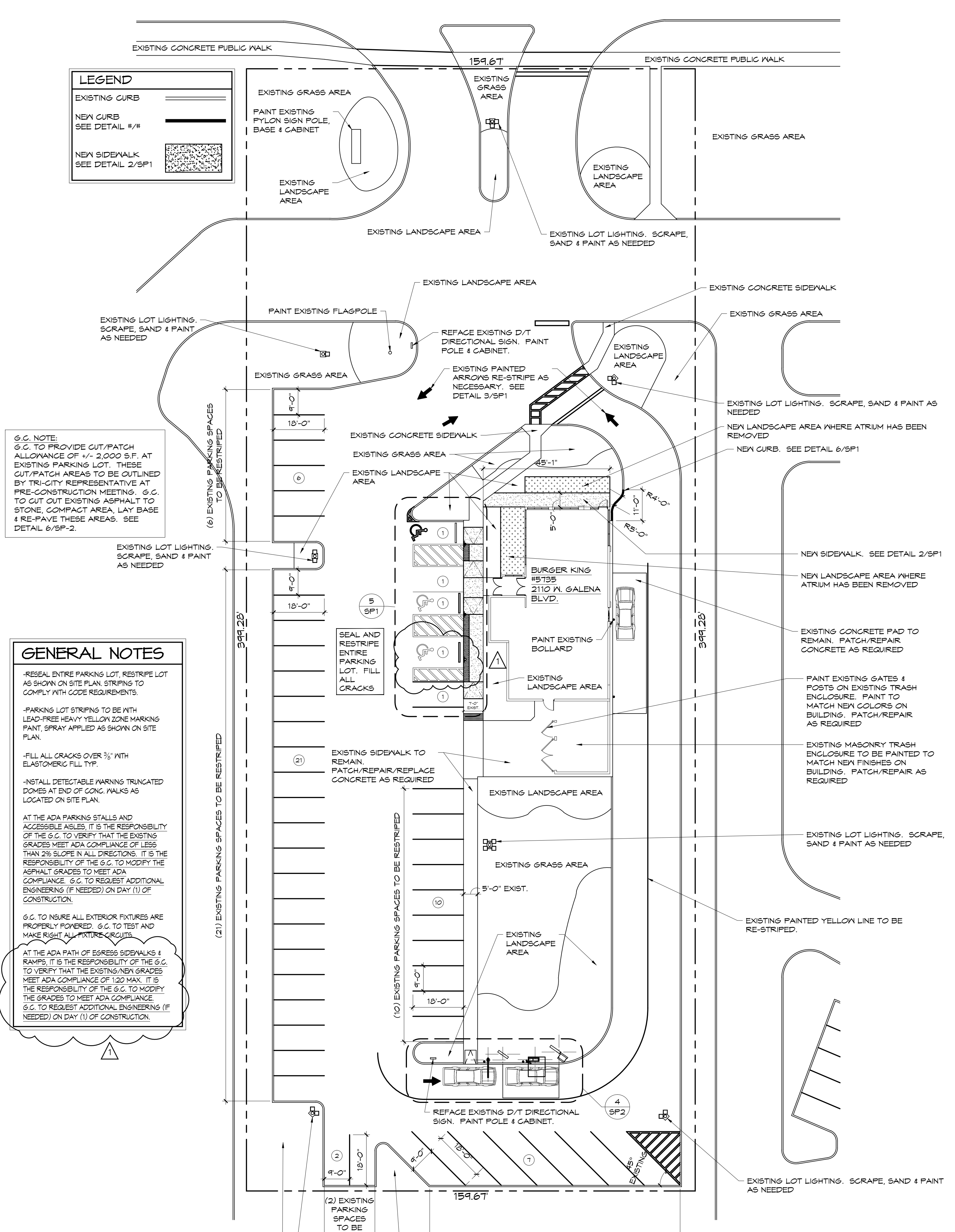
AT THE ADA PATH OF EGRESS SIDEWALKS & RAMPS, IT IS THE RESPONSIBILITY OF THE G.C. TO VERIFY THAT THE EXISTING/NEW GRADES MEET ADA COMPLIANCE OF 1:20 MAX. IT IS THE RESPONSIBILITY OF THE G.C. TO MODIFY THE GRADES TO MEET ADA COMPLIANCE. G.C. TO REQUEST ADDITIONAL ENGINEERING (IF NEEDED) ON DAY (1) OF CONSTRUCTION.

PROPOSED SITE PLAN


SCALE: 1" = 20'



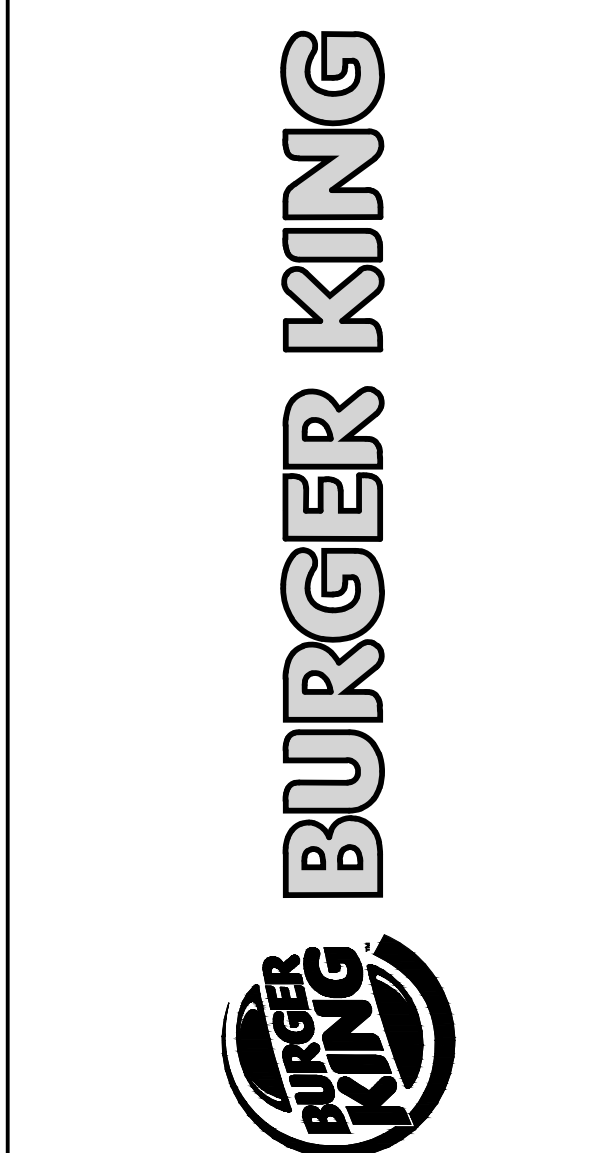
GALENA BOULEVARD



WARREN JOHNSON ARCHITECTS, INC.
 19 N. GREELEY STREET
 PALATINE, ILLINOIS 60067
 TEL. 847.359.4616
 FAX 847.359.4641



1/5/16 DATE 11/30/16 LIC. EXPIRES



| ISSUE DATES / REVISIONS | |
|--|-------------------------------|
| 1 | PLAN REVIEW REVISIONS 1/26/16 |
| | PERMIT SUBMITTAL 1/5/16 |
| NO. | DESCRIPTION DATE: |
| © WARREN JOHNSON ARCHITECTS, INC. 2013 | |
| THESE DOCUMENTS ARE THE PROPERTY OF WARREN JOHNSON ARCHITECTS, INC. THEY MAY NOT BE REPRODUCED, COPIED OR REPRODUCED WITHOUT WRITTEN PERMISSION FROM THE AUTHOR. | |
| DRAWN BY: | T. WILLIE |
| CHECKED BY: | M. JOHNSON |
| DATE: | 11.30.15 |
| PROJECT NO: | 15014 |

BURGER KING STORE #5735
 2110 W. GALENA BLVD.
 AURORA, IL 60506

SITE PLAN & DETAILS

SHEET
SP-1
 TWO OF THREE

DEMOLITION NOTES

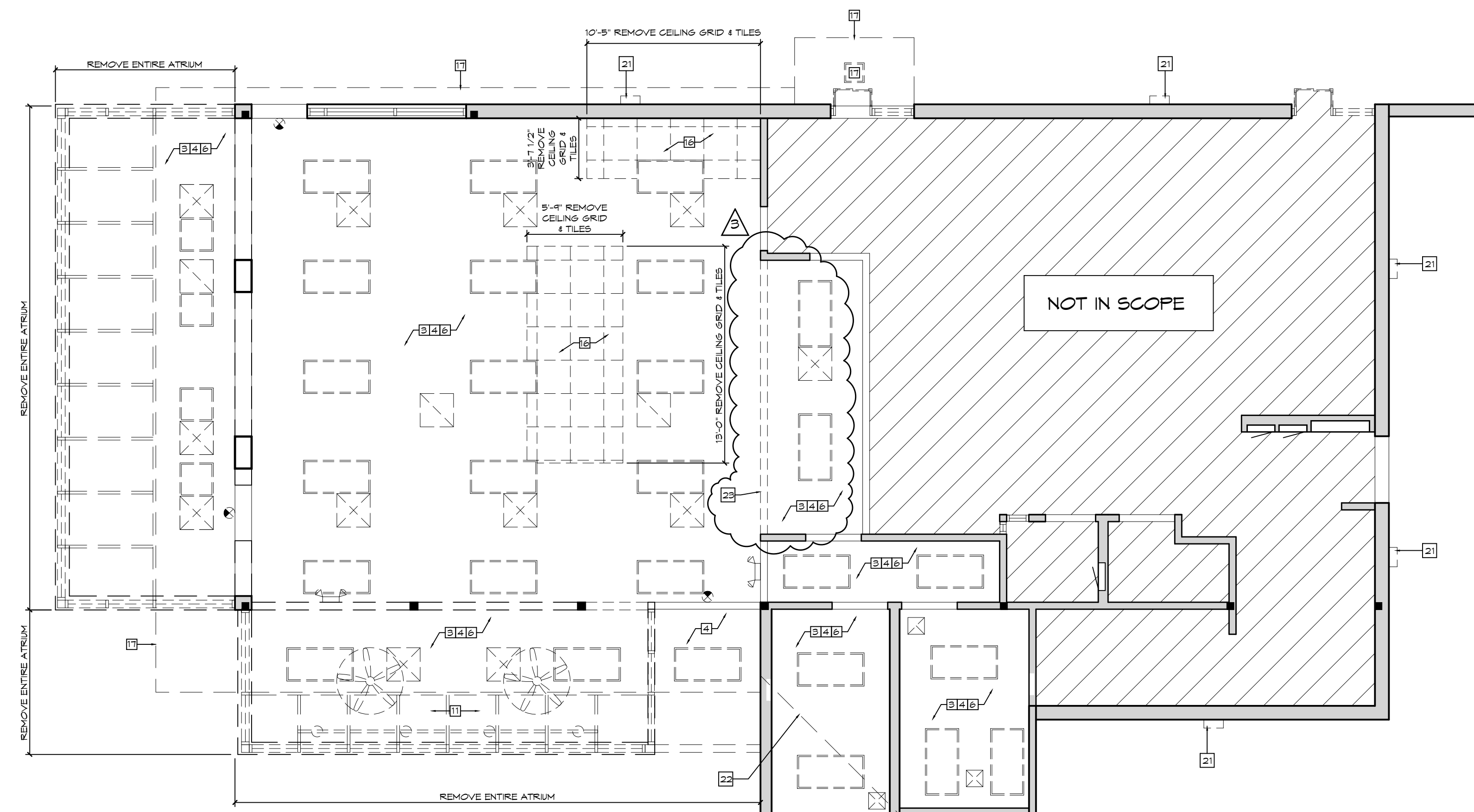

- 1 REMOVE EXISTING INTERIOR HALF WALL IN DINING ROOM.
- 2 REMOVE ALL EXISTING MILLWORK IN DINING ROOM.
- 3 REMOVE EXISTING HVAC DIFFUSERS IN DINING ROOM, ATRIUM, HALLWAY, RESTROOMS & SERVICE AREA (WILL BE REPLACED).
- 4 REMOVE EXISTING 2X FLUORESCENT LIGHTS, EXIT SIGNS & EMERGENCY LIGHTS THROUGHOUT DINING ROOM, HALLWAY, VESTIBULE, ATRIUM, RESTROOMS & SERVICE AREA (WILL BE REPLACED).
- 5 EXISTING FREESTYLE MACHINE & CABINETS TO REMAIN.
- 6 REMOVE EXISTING CEILING TILES THROUGHOUT DINING ROOM, HALLWAY & SERVICE AREA. EXISTING CEILING GRID TO REMAIN. G.C. TO CLEAN EXISTING CEILING GRID.
- 7 REMOVE EXISTING COUNTER AND HALF WALL.
- 8 EXISTING DOOR & FRAME TO BE REMOVED.
- 9 EXISTING BOOTHS, & MILLWORK THROUGHOUT TO BE REMOVED. REPAIR FLOOR AS REQUIRED.
- 10 EXISTING WALL FINISHES TO BE REMOVED, INCLUDING CHAIR RAILS, MAINSCOTING AND COLUMN ENCLOSURE FINISHES.
- 11 REMOVE EXISTING TRACK LIGHTING & CEILING FANS IN ATRIUM.
- 12 EXISTING PLUMBING FIXTURES, HAND DRYERS, TRASH RECEPTACLES, GRAB BARS & TOILET PARTITIONS TO BE REMOVED.
- 13 EXISTING DRIVE-THRU WINDOW TO BE REMOVED.
- 14 EXISTING WINDOW TO BE REMOVED.
- 15 REMOVE EXISTING FLOOR TILE. PREP SLAB TO RECEIVE NEW FINISHES.
- 16 REMOVE EXISTING CEILING GRID & CEILING TILES IN THIS AREA FOR NEW SOFFIT.
- 17 REMOVE MANSARD, DRIVE-THRU BUMP-OUT & DRIVE-THRU BUMP-OUT LIGHTING.
- 18 EXISTING DOOR TO BE REMOVED. EXISTING FRAME TO REMAIN.
- 19 EXTERIOR WALL TO BE REMOVED. G.C. TO PROVIDE TEMPORARY SUPPORT OF EXISTING CONSTRUCTION.
- 20 REMOVE EXISTING FRP PANELS IN RESTROOMS. PATCH/REPAIR EXISTING WALLS TO ACCEPT NEW FINISHES.
- 21 EXISTING WALL PACK TO BE REMOVED.
- 22 EXISTING ANGLED ROOF AT RESTROOM BUMP-OUT TO BE SQUARED OFF. EXISTING SHINGLES TO BE REMOVED. SEE STRUCTURAL.
- 23 REMOVE EXISTING BULKHEAD AT FRONT SERVICE COUNTER.

GENERAL CONTRACTOR NOTE:
ONCE ATRIUM HAS BEEN REMOVED, G.C. TO VERIFY LOCATION AND DEPTH OF EXISTING FOUNDATION WALL AT PREVIOUS, ORIGINAL BUILDING. G.C. TO NOTIFY ARCHITECT IMMEDIATELY IF THIS FOUNDATION WALL DOES NOT EXIST OR IF THERE ARE ANY DISCREPANCIES.

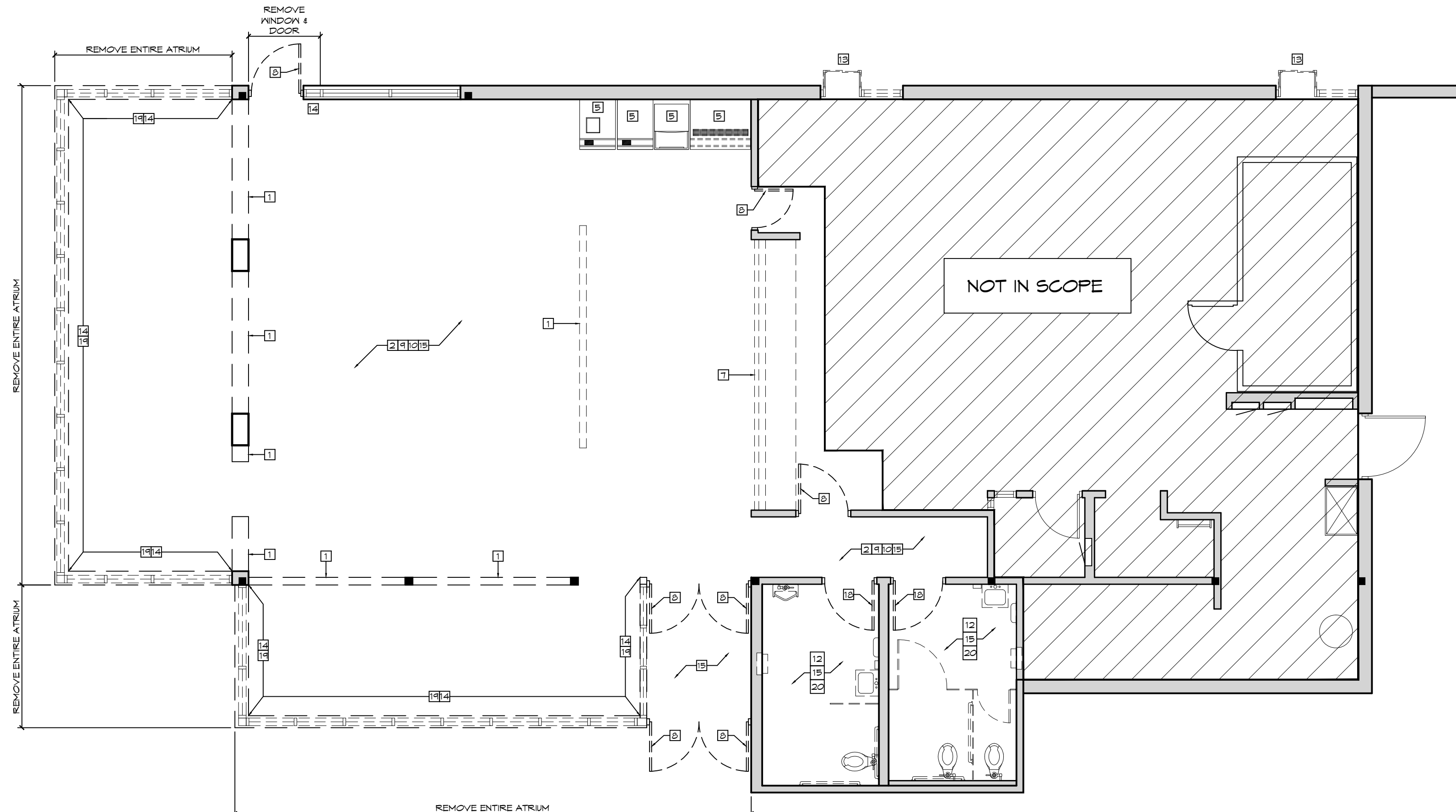
WALL TYPE LEGEND

| | |
|--|-------------------------|
| | EXISTING WALL TO REMAIN |
| | WALL TO BE REMOVED |

WARREN JOHNSON ARCHITECTS, INC.
19 N. GREELEY STREET
PALATINE, ILLINOIS 60067
TEL. 847.359.9616
FAX 847.359.9641



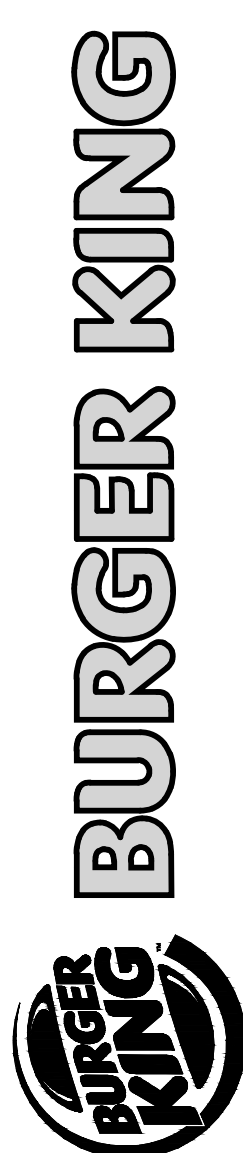
DEMO CEILING PLAN
SCALE: 3/16" = 1'-0"



DEMO FLOOR PLAN
SCALE: 3/16" = 1'-0"

GENERAL NOTES

- GENERAL CONTRACTOR SHALL NOTIFY THE ARCHITECT IMMEDIATELY OF ANY INCONSISTENCIES OR DISCREPANCIES WITH THE PLANS IN RELATION TO THE EXISTING FIELD CONDITIONS.
- ALL INTERIOR AND STOREFRONT CONSTRUCTION SHALL COMPLY WITH ALL APPLICABLE CODES AND ORDINANCES IN PLACE WITHIN THE JURISDICTION OF THE WORK.
- RESTORE ALL DAMAGED FIRE PROTECTION AT STRUCTURE (IF NECESSARY)
- PATCH AND REPAIR ALL PENETRATIONS IN EXISTING FLOOR WITH LIKE MATERIALS. PROVIDE A SMOOTH SURFACE TO ACCEPT NEW FINISHES.
- DO NOT SCALE PLANS.
- CORING OF STRUCTURAL SLAB, AS REQUIRED TO BE IN ACCORDANCE WITH BASE BUILDING ENGINEERING SPECIFICATIONS. SUBMIT ACTUAL PROCEDURES TO LANDLORD PRIOR TO ANY WORK.
- THIS PLAN SHOWS GENERAL DEMOLITION WORK TO BE PERFORMED AND DOES NOT RELIEVE THE CONTRACTOR FROM OTHER DEMOLITION WORK REQUIRED TO PRODUCE THE BUILDING MODIFICATIONS SHOWN ON THE REMAINING CONTRACT DOCUMENTS, INCLUDING THE PLUMBING, MECHANICAL & ELECTRICAL DRAWINGS.
- CONTRACTOR REMOVED ITEMS SHALL BE DISPOSED OF PROPERLY OFF-SITE AND IN AN EXPEDITIOUS MANNER.
- PROTECT ALL EXISTING CONSTRUCTION SHOWN TO REMAIN FROM DAMAGE DURING CONSTRUCTION FOR THE EXTENT OF THE DEMOLITION AND MODIFICATIONS. SHORE & PROTECT AS REQUIRED.
- THE CONTRACTOR SHALL SUPERVISE AND DIRECT THE WORK USING THE CONTRACTOR'S BEST SKILL AND ATTENTION. THE CONTRACTOR SHALL BE RESPONSIBLE FOR AND HAVE CONTROL OVER CONSTRUCTION MEANS, METHODS, TECHNIQUES, SEQUENCES (UNLESS A SEQUENCE IS SPECIFIED BY THE OWNER OR CONTRACT DOCUMENTS) AND PROCEDURES, AND FOR COORDINATING ALL PORTIONS OF THE WORK.
- SHORING OF STRUCTURE, CORE DRILLING AND/OR TRENCHING REQUIRED TO COMPLETE THE WORK DESCRIBED IN THE CONSTRUCTION DOCUMENTS IS CONSIDERED A METHOD OR TECHNIQUE AND IS THE SOLE RESPONSIBILITY OF THE CONTRACTOR. IF A REGULATORY AGENCY REQUIRES A LICENCED ENGINEER OR ARCHITECT TO SUPERVISE, APPROVE AND/OR PROVIDE DRAWINGS FOR SHORING, THEN IT IS THE SOLE RESPONSIBILITY OF THE CONTRACTOR TO CONTRACT FOR THIS SERVICE AS PART OF THE BASE BID.
- CONTRACTOR ENCOUNTER SUSPICIOUS MATERIAL OR BECOME AWARE OF THE PRESENCE OF ASBESTOS CONTAINING MATERIALS, THEN THE CONTRACTOR SHALL IMMEDIATELY NOTIFY BURGER KING OF SUCH CONDITIONS. THE CONTRACTOR SHALL NOT PROCEED WITH WORK IN THESE AREAS UNTIL BURGER KING HAS RETAINED A QUALIFIED SPECIALIST CONTRACTOR TO ABATE, ENCAPSULATE OR OTHERWISE ADDRESS THE ASBESTOS-CONTAINING MATERIALS AND WARRANT TO THE CONTRACTOR THAT THE WORK CAN PROCEED IN FULL COMPLIANCE WITH APPLICABLE LAWS AND REGULATIONS.



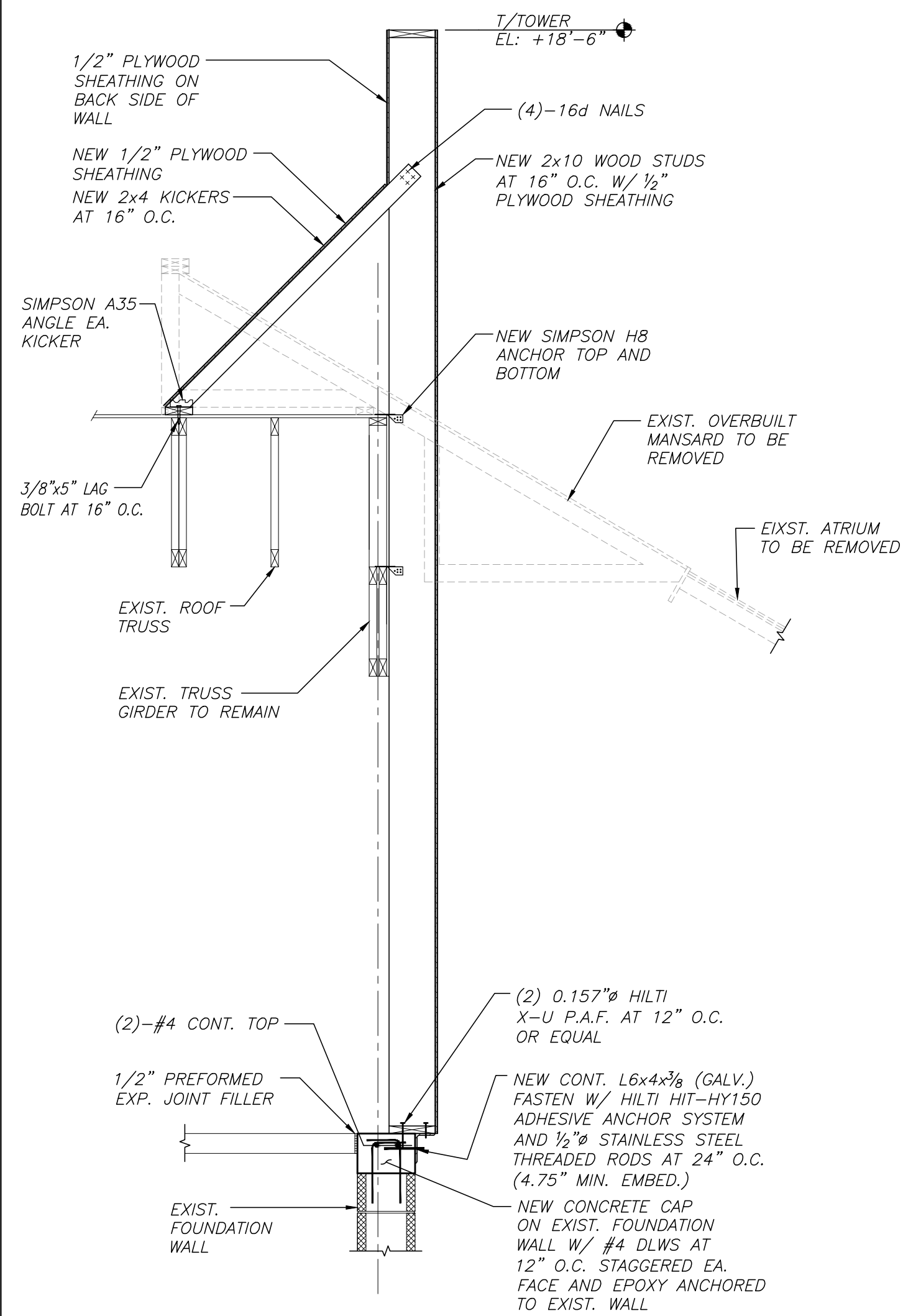
ISSUE DATES / REVISIONS

| NO. | DESCRIPTION | DATE |
|-----|--------------------------|---------|
| 3 | CORPORATE CHANGES | 2/9/16 |
| 2 | PLAN RE-REVIEW REVISIONS | 2/5/16 |
| 1 | PLAN REVIEW REVISIONS | 1/26/16 |
| | PERMIT SUBMITTAL | 1/5/16 |

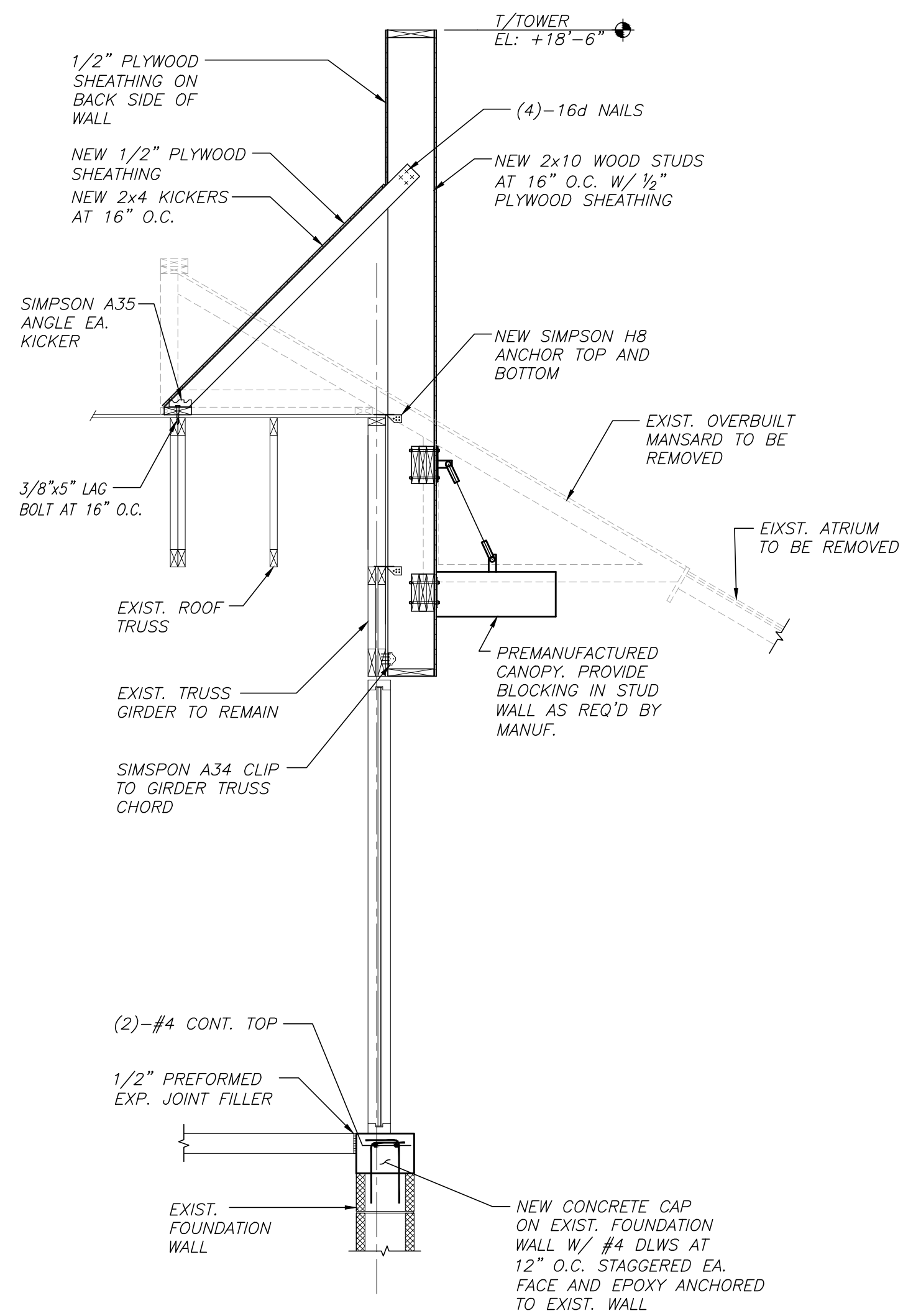
© WARREN JOHNSON ARCHITECTS, INC. 2015
THESE DOCUMENTS ARE THE PROPERTY OF WARREN JOHNSON ARCHITECTS, INC. THEY MAY NOT BE REPRODUCED, COPIED OR REPRODUCED WITHOUT WRITTEN PERMISSION FROM THE AUTHOR.

DRAWN BY: T. WILLIE
CHECKED BY: M. JOHNSON
DATE: 11.30.15
PROJECT No: 15014

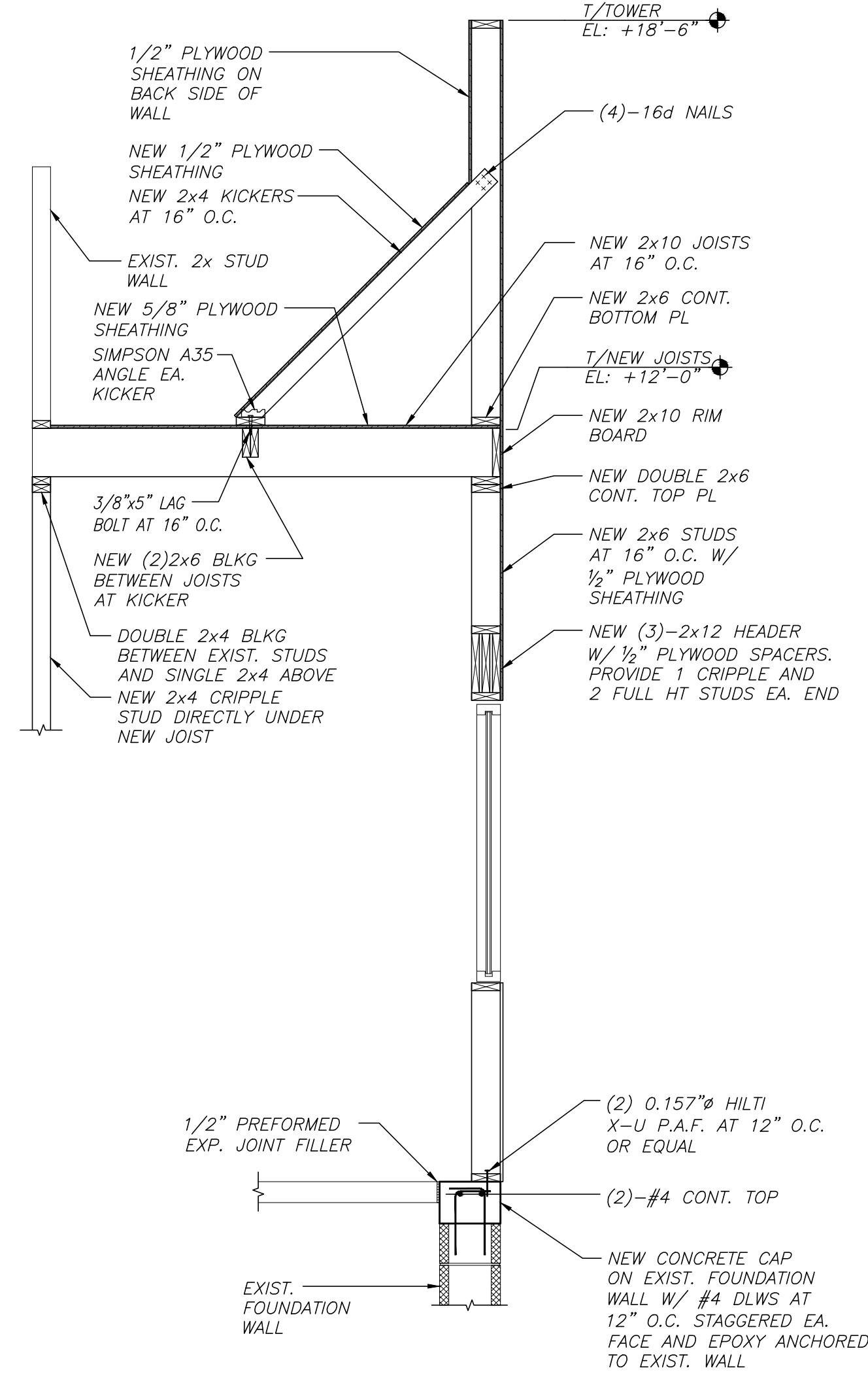
BURGER KING STORE #5735
2110 W. GALENA BLVD.
AURORA, IL 60506



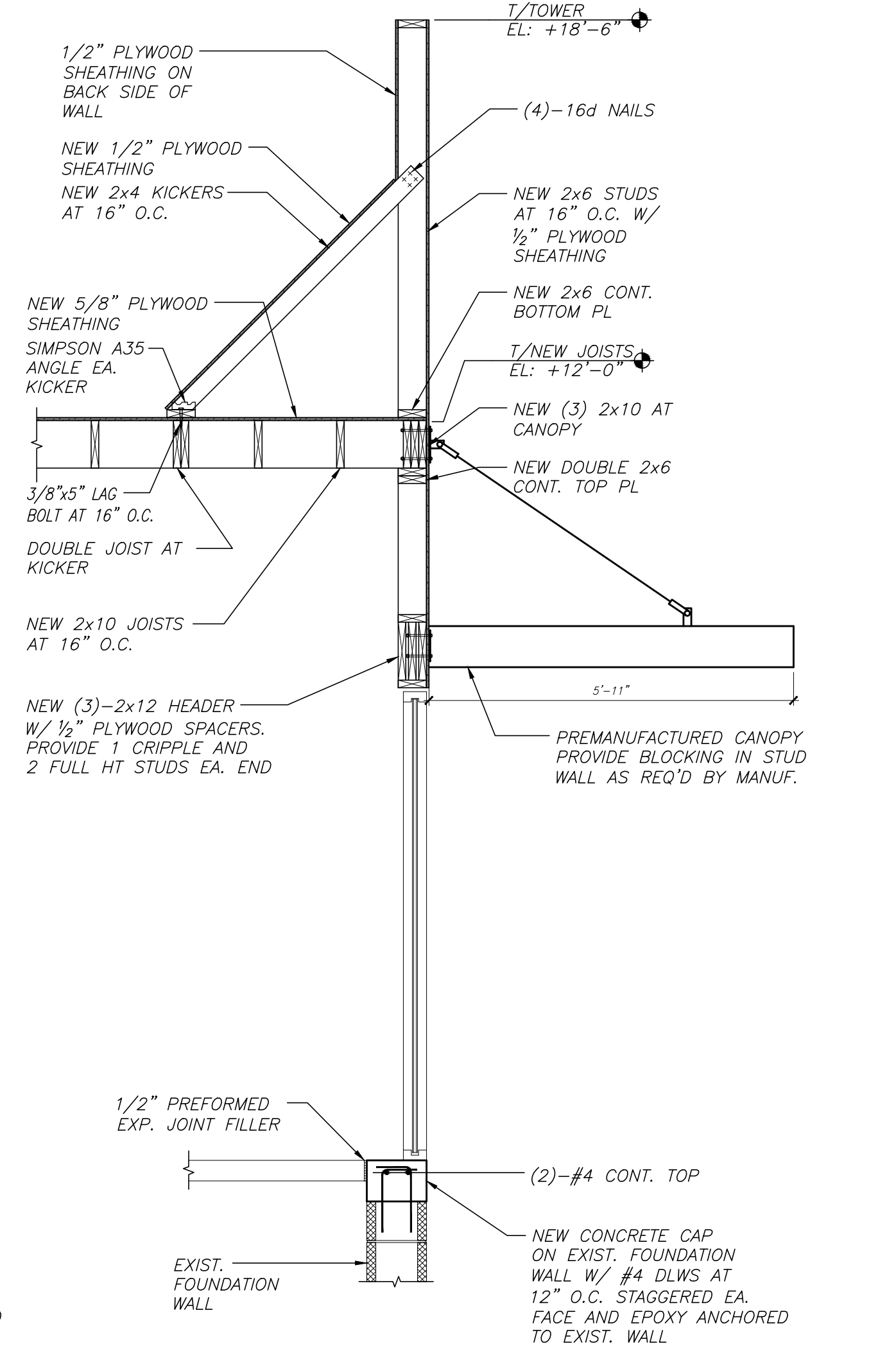
1 WALL SECTION AT FRONT TOWER



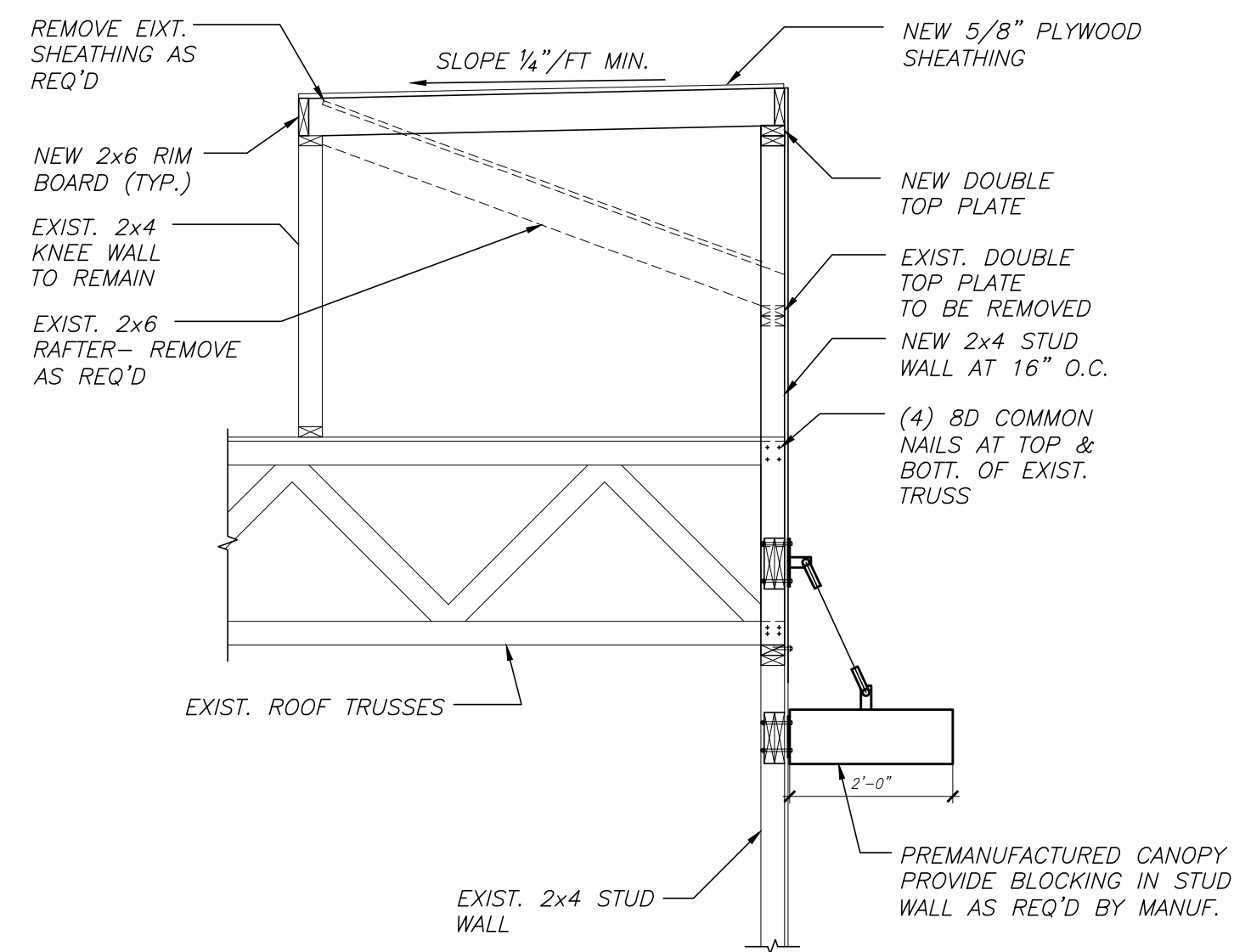
2 WALL SECTION AT FRONT TOWER




3 WALL SECTION AT SIDE ENTRY



4 WALL SECTION AT SIDE ENTRY



5 WALL SECTION



WARREN JOHNSON ARCHITECTS, INC.

19 N. GREELEY STREET
 PALATINE, ILLINOIS 60067
 TEL: 847.359.9616
 FAX: 847.359.9641



ISSUE DATES / REVISIONS

| NO. | DESCRIPTION | DATE: |
|-----|-------------|-------|
| | | |
| | | |
| | | |

PERMIT SUBMITTAL 1.8.16

© WARREN JOHNSON ARCHITECTS, INC. 2015
 THESE DOCUMENTS ARE THE PROPERTY OF WARREN JOHNSON ARCHITECTS, INC. & MAY NOT BE REPRODUCED, COPIED OR REPRODUCED WITHOUT WRITTEN PERMISSION FROM THE AUTHOR.

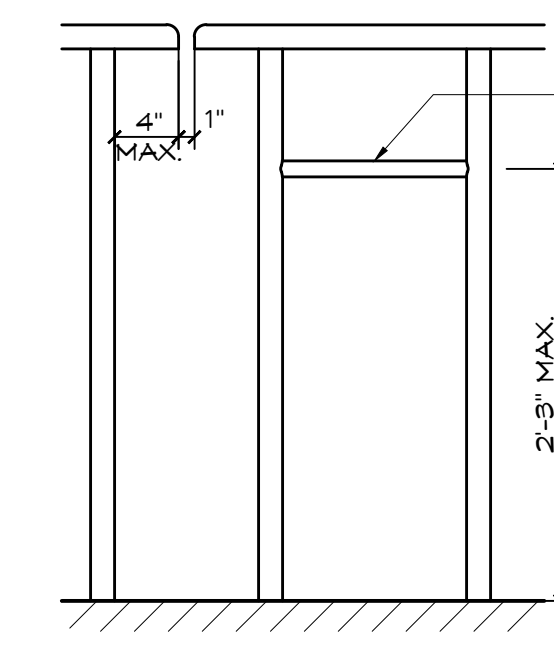

DRAWN BY: --
 CHECKED BY: VGC
 DATE: 12.28.15
 PROJECT No: 15006.09

BURGER KING
 STORE #5735
 2110 W. GALENA BLVD.
 AURORA, IL 60506

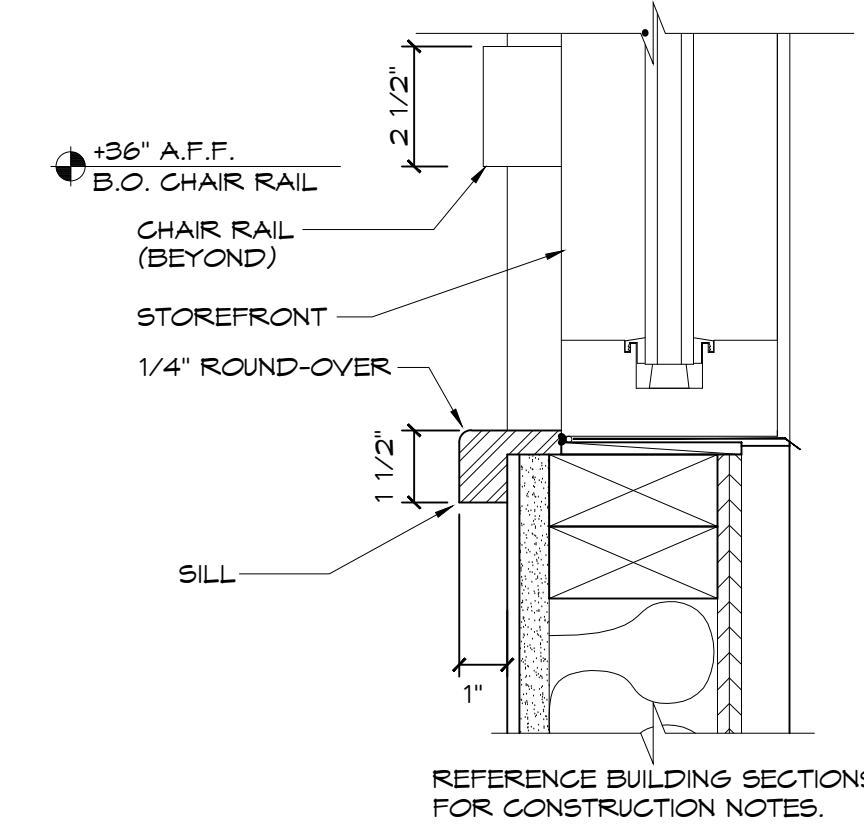
FRAMING DETAILS

SHEET

S2.2



1
A1 **QUEUE RAIL DETAIL**
SCALE: 1" = 1'-0"



2
A1 **SILL & CHAIR RAIL DETAIL**
SCALE: 3" = 1'-0"

KEY NOTES

- 1 NEW DOOR. SEE SHEET A-7.
- 2 SUBSTRATE PANELS:
KITCHEN - CREN - RESTROOMS
5/8" USG 'DUROCK' PANELS AT FINISH FLOOR TO 2'-0" A.F.F.
5/8" WATER RESISTANT GYPSUM BOARD FROM 2'-0" A.F.F. TO 6" ABOVE FINISHED CEILING.
PROVIDE ALTERNATE BID OF 5/8" USG 'FIBEROCK' PANELS IN LIEU OF DUROCK.
DINING ROOM - CORRIDOR
5/8" TYPE USG 'SHEETROCK', 'X' GYPSUM WALL BOARD.
FINISH: CORONADO PAINT - LIGHT ORANGE PEEL APPLIED WITH CORONADO AIR ASSIST TIP (Z-122KD) OR EQUAL
- 3 EXISTING COLUMN TO REMAIN. SEE STRUCTURAL DRAWINGS.
- 4 PROVIDE AND INSTALL NEW URINAL
- 5 PROVIDE AND INSTALL NEW LAVATORY, WRAP ALL EXPOSED PIPE
- 6 PROVIDE AND INSTALL NEW WATER CLOSET
- 7 PROVIDE ADDITIONAL BLOCKING IN WALL BEHIND PLUMBING FIXTURES FOR SUPPORT OF WATER LINES (TYP.)
- 8 INFILL EXISTING OPENING TO MATCH ADJACENT WALL CONSTRUCTION
- 9 LINE OF NEW AWNING / CANOPY ABOVE
- 10 PROVIDE NEW FLOOR TILE. SEE DECOR DRAWINGS.
- 11 NEW STOREFRONT WINDOWS WITH 1" INSULATED, TEMPERED GLASS
- 12 NEW DRIVE THRU WINDOW. READY ACCESS MODEL NO. 275 (SINGLE PANEL SLIDER SERIES - SLIDER SIZE: 47 1/2" W. X 43 1/2" H.). VERIFY WITH OWNER. FIELD VERIFY OPENING SIZE PRIOR TO ORDERING WINDOW.
- 13 EXISTING FREESTYLE MACHINE AND BEVERAGE CABINETS
- 14 NEW SERVICE COUNTER. SEE DECOR SHEETS.

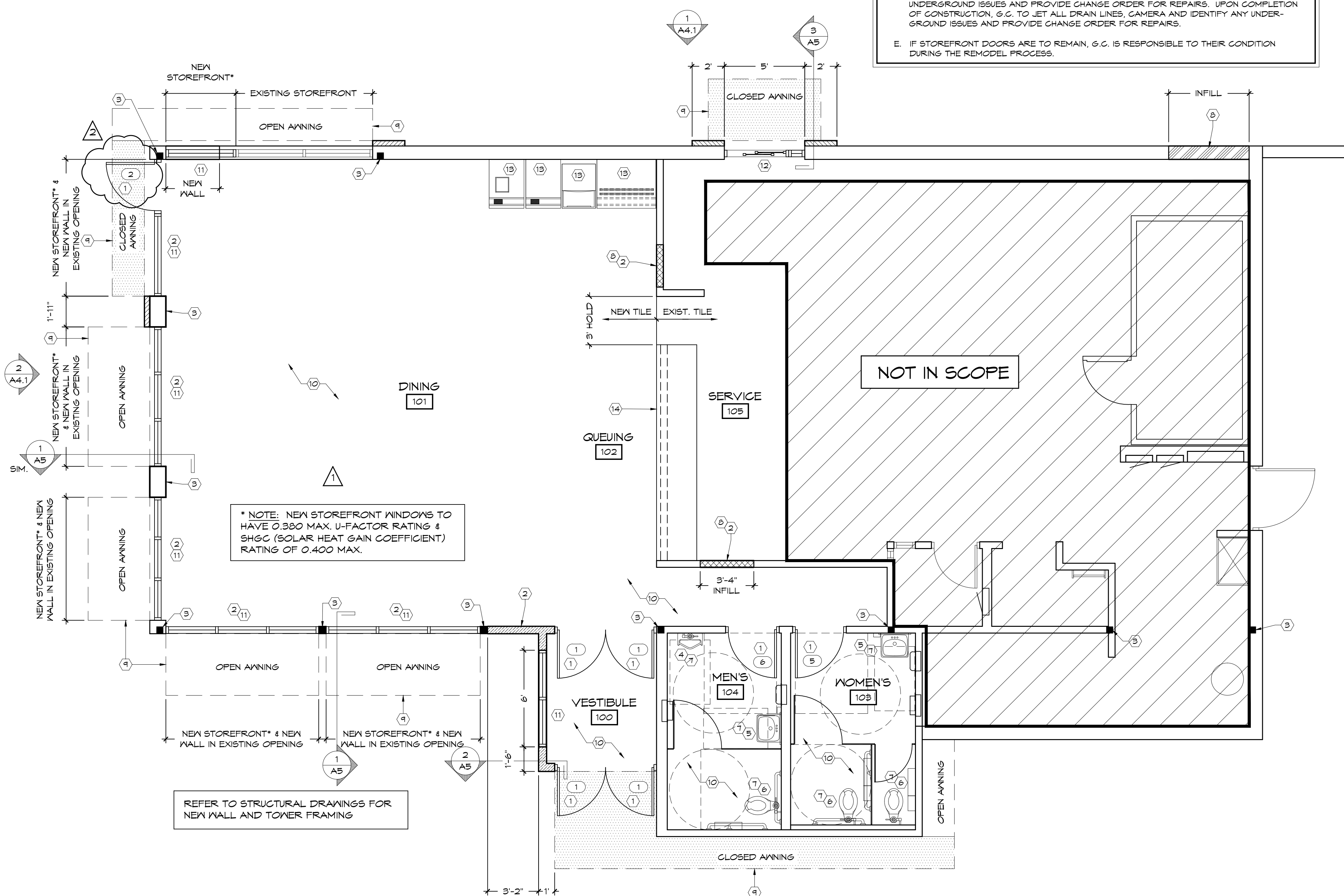
GENERAL CONTRACTOR NOTE:
ONCE ATRIUM HAS BEEN REMOVED, G.C. TO VERIFY LOCATION AND DEPTH OF EXISTING FOUNDATION WALL AT PREVIOUS, ORIGINAL BUILDING. G.C. TO NOTIFY ARCHITECT IMMEDIATELY IF THIS FOUNDATION WALL DOES NOT EXIST OR IF THERE ARE ANY DISCREPANCIES.

GENERAL NOTES

- A. EXTERIOR DIMENSIONS ARE TO FACE OF MASONRY. INTERIOR DIMENSIONS ARE TO FINISH.
- B. ALL ANGLED WALLS ARE AT 90° UNLESS NOTED OTHERWISE.
- C. PORTABLE FIRE EXTINGUISHERS SHALL COMPLY WITH APPLICABLE BUILDING CODES AND LOCAL RESTRICTIONS. PROVIDE PORTABLE FIRE EXTINGUISHERS AS REQUIRED PER INTERNATIONAL FIRE CODE & NFPA 10
- D. ON DAY (1) OF CONSTRUCTION, G.C. TO JET ALL DRAIN LINES, CAMERA AND IDENTIFY ANY UNDERGROUND ISSUES AND PROVIDE CHANGE ORDER FOR REPAIRS. UPON COMPLETION OF CONSTRUCTION, G.C. TO JET ALL DRAIN LINES, CAMERA AND IDENTIFY ANY UNDERGROUND ISSUES AND PROVIDE CHANGE ORDER FOR REPAIRS.
- E. IF STOREFRONT DOORS ARE TO REMAIN, G.C. IS RESPONSIBLE TO THEIR CONDITION DURING THE REMODEL PROCESS.

WALL TYPE LEGEND

| | |
|--|--|
| | EXISTING EXTERIOR WALL TO REMAIN FINISH AS SCHEDULED |
| | EXISTING INTERIOR WALL TO REMAIN FINISH AS SCHEDULED |
| | NEW EXTERIOR WALL TO MATCH ADJACENT WALL CONSTRUCTION (VERIFY EXISTING CONSTRUCTION IN FIELD) 4" BRICK (3'-0" AND BELOW) 1" AIR GAP 1/2" PLYWOOD 2x6 WOOD STUD FRAMING WITH R20 BATT INSULATION 5/8" GYPSUM BOARD FINISH AS SCHEDULED |
| | NEW EXTERIOR TOWER WALL 1/2" EXTERIOR GRADE PLYWOOD 2x6 WOOD STUD FRAMING WITH R20 BATT INSULATION 5/8" GYPSUM BOARD FINISH AS SCHEDULED |
| | NEW FRAMING FOR TOWER 1/2" EXTERIOR GRADE PLYWOOD 2x4 WOOD STUDS @ 16" O.C. 1/2" EXTERIOR GRADE PLYWOOD FINISH AS SCHEDULED |
| | NEW INTERIOR WALL 2x4 WOOD STUDS @ 16" O.C. 5/8" SUBSTRATE (AS SCHEDULED) FINISH AS SCHEDULED |



FLOOR PLAN
SCALE: 1/4" = 1'-0"

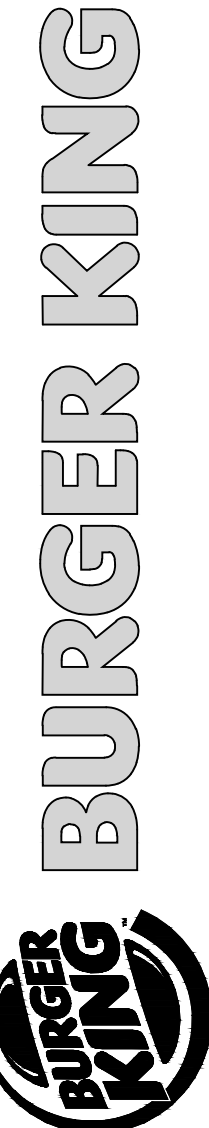
ISSUE DATES / REVISIONS

| NO. | DESCRIPTION | DATE |
|-----|--------------------------|---------|
| 2 | PLAN RE-REVIEW REVISIONS | 2/5/16 |
| 1 | PLAN REVIEW REVISIONS | 1/26/16 |
| | PERMIT SUBMITTAL | 1/5/16 |

© WARREN JOHNSON ARCHITECTS, INC. 2015
THESE DOCUMENTS ARE THE PROPERTY OF WARREN JOHNSON ARCHITECTS, INC. THEY MAY NOT BE REPRODUCED, COPIED OR REPRODUCED WITHOUT WRITTEN PERMISSION FROM THE AUTHOR.
DRAWN BY: T. WILLIE
CHECKED BY: M. JOHNSON
DATE: 11.30.15
PROJECT NO: 15014

BURGER KING STORE #5735
2110 W. GALENA BLVD.
AURORA, IL 60506

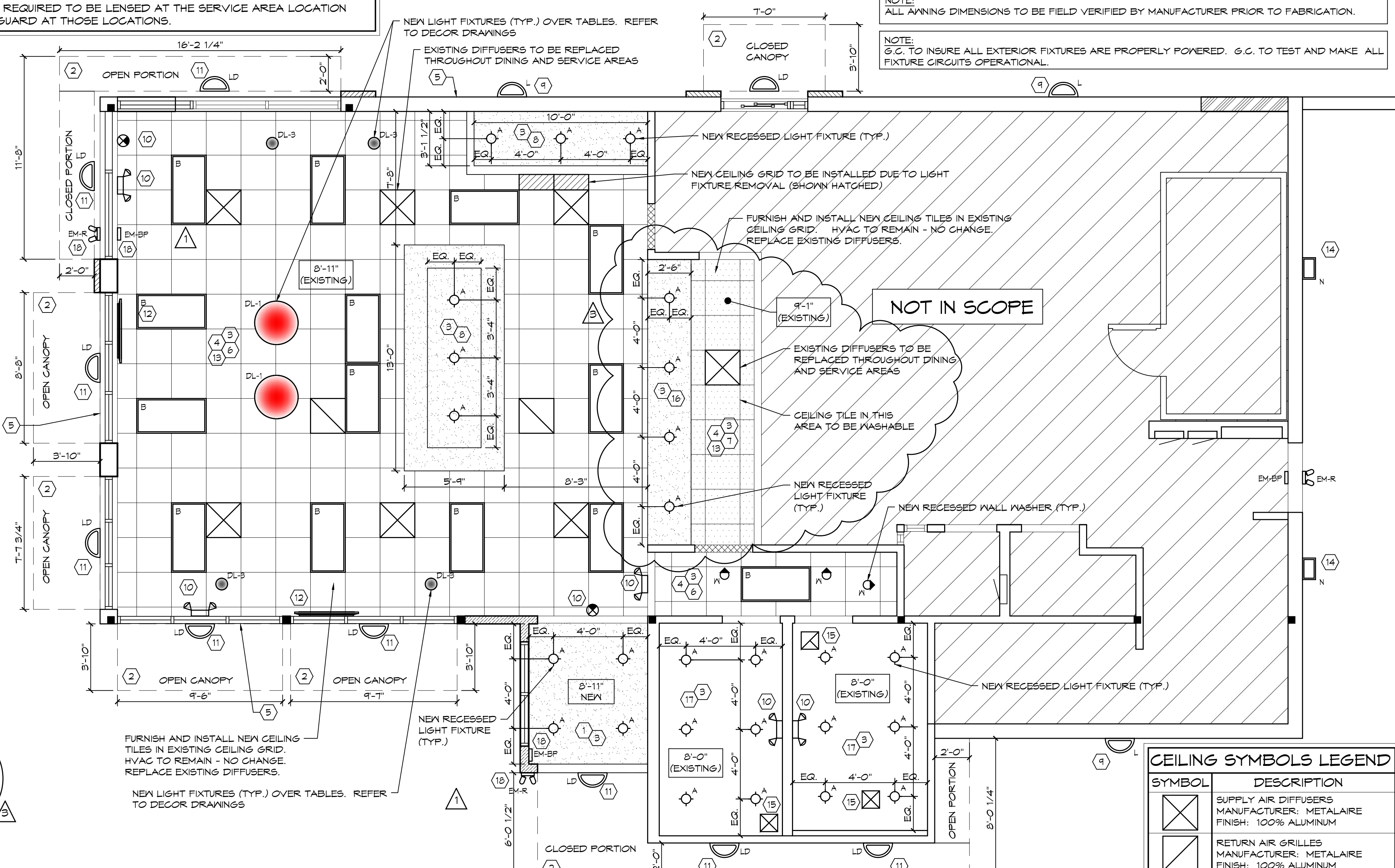
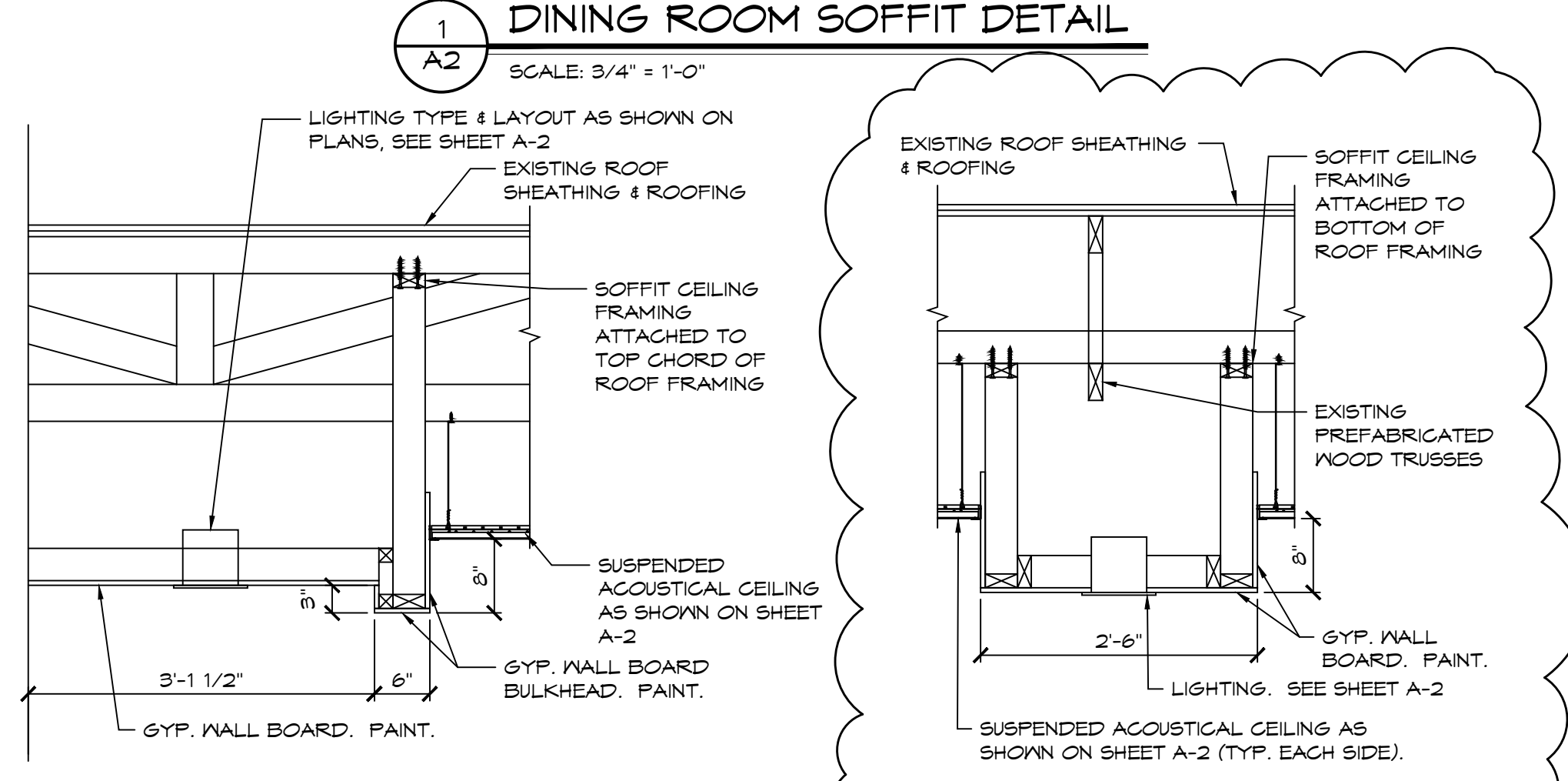
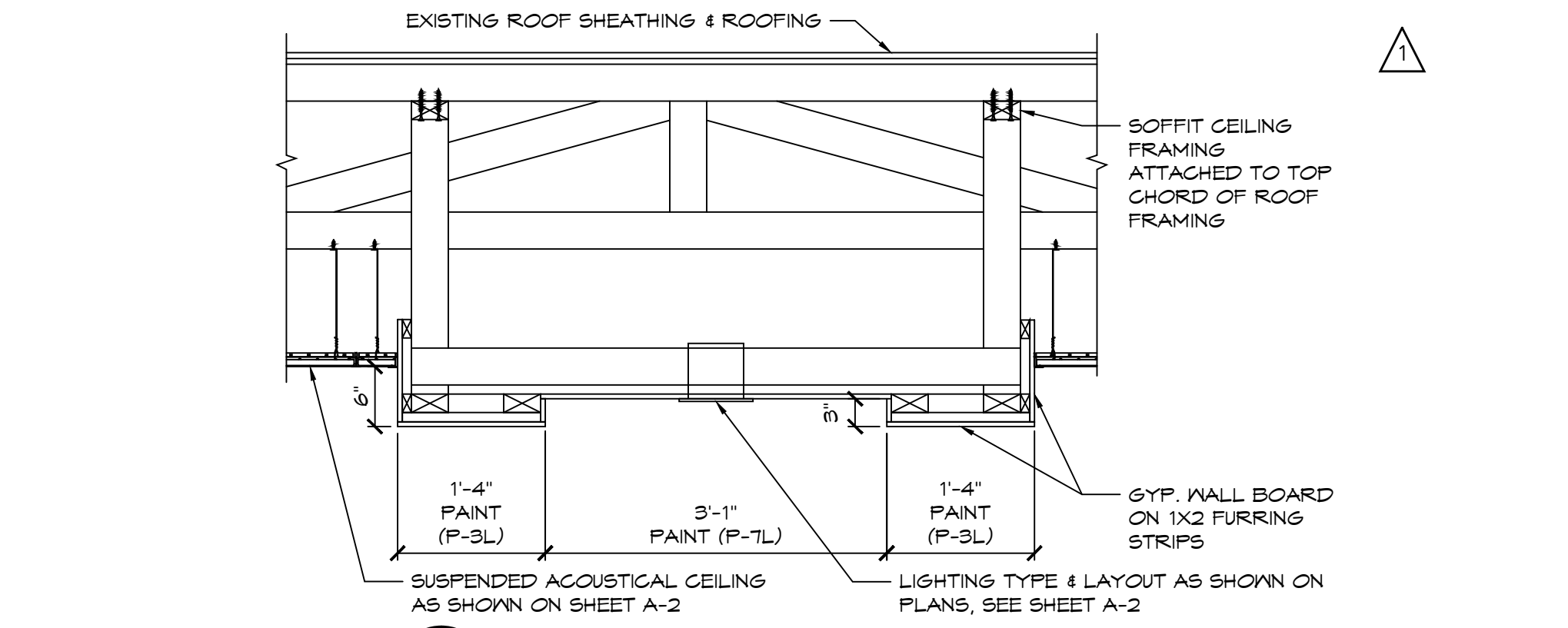
FLOOR PLAN AND DETAILS



| LIGHT FIXTURE SCHEDULE | | | | | |
|------------------------|-----------------------|---|---|---|---|
| TYPE | MANUFACTURER | CATALOG NO. | WATTAGE | REMARKS | |
| A | LSI | FDL6K-LED-HO-WN-120-SD | (2) 1 LED | 7" DIAMETER RECESSED DOWN LIGHT FURNISHED BY OWNER, INSTALLED BY G.C. | |
| | SECURITY | SLSDXBQL/LB6LEDA30K-WH | 14 | | |
| | CREE (RUUD)-HERMITAGE | LRS-10L-30K-120-A-DR IV/RC6-12W-GU24 | 11 | | |
| B | SECURITY | LT24-35MLG-FSA12-EU-C388 | 40.8 | 2X4 RECESSED LED FURNISHED BY OWNER, INSTALLED BY G.C. | |
| DL-1 | SEASCAPE LIGHTING | LUTHER DRUM PENDANT TOP SHADE: TAFFETA ROUGE BOTTOM SHADE: TAFFETA SILK CREAM HARDWARE: 4' BRAIDED CORD FIXTURE ADAPTED TO ACCOMMODATE LED BULB | 1 LED | DECORATIVE 30" DIA. LARGE DRUM LIGHT. SINGLE PENDANT (30" D. X 10" H.) LIGHT TO BE LOCATED OVER TABLES PER DECOR DRAWINGS. COORDINATE LOCATION & QUANTITY WITH DECOR SUPPLIER. TO BE MOUNTED 30" ABOVE TABLE TOP. ORDER FIXTURE WITH LED BULB. | |
| DL-3 | SEASCAPE LIGHTING | LUMIERE TOP SHADE: POLYCARBONATE BOTTOM SHADE: SILK CREAM HARDWARE: 4' BRAIDED CORD FIXTURE ADAPTED TO ACCOMMODATE LED BULB | 1 LED | DECORATIVE 8" DIAMETER SMALL, SINGLE PENDANT LIGHT. LIGHT TO BE CENTERED OVER TABLES PER DECOR DRAWINGS. COORDINATE LOCATION AND QUANTITY WITH DECOR SUPPLIER. TO BE MOUNTED 30" ABOVE TABLE TOP. FIXTURES FURNISHED WITH DECOR PACKAGE. ORDER FIXTURE WITH LED BULB. | |
| L | LD | SECURITY | RVSC-30LED-UD-PS-MT (UP/DOWN) | 30 | SURFACE MOUNTED EXTERIOR WALL SCONCE. BOTTOM OF 'L' LIGHT @ 9'-0" A.F.F. ALSO USED IN OPEN CANOPIES |
| | | LSI | XPAG3-FT-LED-48-480-GM-UE-MSV (DOWN ONLY) | 59 | |
| | | SECURITY | RVSC-30LED-KD-PS-MT (DOWN ONLY) | 30 | |
| | | CREE (RUUD)-HERMITAGE | RS-30WLED-DO-SV-120 (DOWN ONLY) | 30 | |
| N | SECURITY | PGM3-30LU-SK-PS | 69 | PERIMETER LED SURFACE MOUNTED EXTERIOR WALLPACK | |
| N | SECURITY | SLSDXBQL / LB6LEDA30K-WH | 12 | 6" LED WALL WASHER | |
| EM | LSI | LTEM-WH | (2) 1 LED | EMERGENCY LIGHT | |
| | SECURITY | CU2 | 0.56 | | |
| | CREE (RUUD)-HERMITAGE | EM22RW-H | 11 | | |
| EX | LSI | LPRX-R-U-WH-LD11 | (2) 1.1 LED | EXIT LIGHT | |
| | SECURITY | CCR | 4.12 | | |
| | CREE (RUUD)-HERMITAGE | EXDMBRWH | 11 | | |

NOTES:
 1. NOT ALL LIGHT FIXTURE TYPES SHOWN ON SCHEDULE MAY BE USED ON THIS PROJECT. REFER TO LIGHTING PLAN FOR PROJECT SPECIFIC TYPES/QUANTITIES.
 2. PENDANT FIXTURES MUST BE CENTERED OVER TABLE TOPS. COORDINATE WITH DECOR DRAWINGS.
 3. EXCEPT FOR DROPPED CEILING OPTION, ALL LIGHT FIXTURES IN DINING ROOM AREA AND RESTROOM CORRIDOR ARE TO BE SUPPORTED FROM EXPOSED ROOF TRUSSES. - USE 2X4 BETWEEN BOTTOM CORDS FOR SURFACE MOUNTED FIXTURES.
 4. CONTRACTOR TO NOTIFY LIGHTING SUPPLIER OF THE FOLLOWING: ALL FIXTURE TYPES WILL BE REQUIRED TO BE LENSED AT THE SERVICE AREA LOCATION AND OVER THE SELF-SERVE DRINK AREA. ALL FIXTURE TYPES WILL REQUIRE A LENS OR TUBE GUARD AT THOSE LOCATIONS.

| ADDITIONAL LIGHT FIXTURE SCHEDULE | | | | |
|-----------------------------------|-----------|------------|---------------------------------------|--|
| TYPE | MANUF. | CATALOG # | WATTAGE | REMARKS |
| EM-R | DUAL-LITE | EVO-D-B | SINGLE 3 WATT RATED LED PER LAMP-HEAD | OUTDOOR TWIN REMOTE HEAD COLOR: BLACK (VERIFY W/OWNER) REMOTE CAPACITY CORROSION RESISTANT FINISH |
| EM-BP | DUAL-LITE | EV4D-02L-0 | 4 | BATTERY PACK W/NO HEADS TO POWER EGRESS LIGHTING; BLANK FRONT; MOUNT ABOVE DROP CLG. MOUNT WITHIN 50'-0" OF EM-R |



- KEYED NOTES**
- NEW GYPSUM BOARD CEILING.
 - NEW PREFABRICATED METAL CANOPY OR AWNING.
 - EXTEND EXISTING LIGHTING CIRCUIT TO NEW LIGHT FIXTURE LOCATION & CONNECT AS REQUIRED TO CIRCUIT MADE AVAILABLE AFTER REMOVAL OF EXISTING LIGHT FIXTURES. SEE DEMO PLANS FOR ADDITIONAL INFO. VERIFY LOAD ON EXIST. CIRCUIT TO ENSURE CORRECT OVER CURRENT PROTECTION. FIELD VERIFY REQUIREMENTS.
 - NEW LED LIGHT FIXTURES IN DINING, VESTIBULE, RESTROOMS, HALLWAY & SERVICE AREA, SUPPLIED BY OWNER, INSTALLED BY G.C. PROVIDE NEW DOWN LIGHTS AS INDICATED. CONNECT TO EXISTING LIGHTING CIRCUIT AS REQUIRED. VERIFY LOAD ON EXISTING CIRCUIT TO ENSURE CORRECT OVER-CURRENT PROTECTION. FIELD VERIFY REQUIREMENTS.
 - RETROFIT EXISTING LIGHT BAND ON EXTERIOR FACADE. REUSE/CONNECT TO EXISTING CIRCUIT. SEE DEMOLITION PLANS & EXTERIOR ELEVATIONS FOR ADDITIONAL INFORMATION.
 - REPLACE CEILING TILES IN DINING AREA AND HALLWAY. NEW CEILING TILES TO BE: ARMSTRONG 2x2 FINE FIGURED - COLOR: HAZE. EXISTING CEILING GRID TO REMAIN. G.C. TO CLEAN EXISTING CEILING GRID.
 - REPLACE CEILING TILES IN SERVICE AREA. NEW CEILING TILES TO BE: ARMSTRONG #193 (2x2x5/8") GEORGIAN HIGHLY WASHABLE. EXISTING CEILING GRID TO REMAIN. G.C. TO CLEAN EXISTING CEILING GRID.
 - NEW PAINTED GYP. BD. SOFFIT BY G.C. SEE DECOR DRAWINGS AND DETAILS ON THIS SHEET FOR MORE INFORMATION.
 - NEW EXTERIOR WALL SCONCE TO REPLACE PREVIOUS MANSARD SOFFIT/EXTERIOR LIGHTING. CONNECT TO PREVIOUS MANSARD SOFFIT/EXTERIOR LIGHTING CIRCUIT. VERIFY LOAD ON EXISTING CIRCUIT TO ENSURE CORRECT OVER CURRENT PROTECTION. FIELD VERIFY REQUIREMENTS.
 - REPLACE EXISTING EXIT SIGNS & EMERGENCY LIGHTS THROUGHOUT. E.G. TO VERIFY EXISTING EXIT AND EMERGENCY EGRESS LIGHTING MEETS THE CURRENT ELECTRICAL CODE. IF EXISTING FIXTURES DO NOT MEET CURRENT CODE, E.G. SHALL FURNISH AND INSTALL NEW FIXTURES TO MEET CURRENT CODE REQUIREMENTS. NEW FIXTURES SHALL BE CONNECTED TO EXISTING CIRCUITRY.
 - NEW EXTERIOR WALL SCONCE MOUNTED INSIDE CANOPIES TO REPLACE PREVIOUS MANSARD SOFFIT/EXTERIOR LIGHTING. CONNECT TO PREVIOUS MANSARD SOFFIT/EXTERIOR LIGHTING CIRCUIT. VERIFY LOAD ON EXISTING CIRCUIT TO ENSURE CORRECT OVER CURRENT PROTECTION. FIELD VERIFY REQUIREMENTS.
 - NEW TV BY OWNER. SEE ELECTRICAL SHEETS & DECOR SHEETS. E.G. TO PROVIDE ROUGH-IN & FINAL CONNECTION FOR NEW TV. FIELD VERIFY DEVICE TYPE, MOUNTING HEIGHT, & LOCATION WITH OWNER PRIOR TO ROUGH-IN. FIELD VERIFY ALL REQUIREMENTS.
 - EXISTING DIFFUSERS TO BE REPLACED THROUGHOUT DINING AND SERVICE AREAS. ADJUST LOCATIONS AS NECESSARY FOR NEW WALLS, CEILING, ETC. EXISTING AIR DEVICES IN SEATING AREA TO BE REMOVED AND REPLACED WITH NEW AIR DEVICES OF SAME TYPE AND COLOR. MAINTAIN EXISTING CFM AND RECONNECT TO EXISTING DUCTWORK.
 - NEW EXTERIOR WALL PACK/WALL SCONCE TO REPLACE PREVIOUS WALL PACK LIGHTING. CONNECT TO PREVIOUS WALL PACK LIGHTING CIRCUIT. VERIFY LOAD ON EXISTING CIRCUIT TO ENSURE CORRECT OVER CURRENT PROTECTION. FIELD VERIFY REQUIREMENTS.
 - E.G. TO INSTALL AND CONNECT NEW EXHAUST FAN TO EXISTING FAN CIRCUITRY. FIELD VERIFY REQUIREMENTS. COORDINATE WITH MECHANICAL CONTRACTOR.
 - NEW PAINTED GYP. BD. SOFFIT AT FRONT SERVICE COUNTER BY G.C. SEE DECOR DRAWINGS AND DETAILS ON THIS SHEET.
 - EXISTING GYP. BD. CEILING TO REMAIN. PATCH/REPAIR/REPLACE GYP. BD. CEILING AS REQUIRED PER NEW LIGHT FIXTURE LAYOUT.
 - PROVIDE EXTERIOR GENERAL EGRESS LIGHTING IN COMPLIANCE WITH IBC SECTION 1006 AND NEC ARTICLE 700-16.

- GENERAL NOTES**
- ALL DIMENSIONS SHOWN ON REFLECTED CEILING PLAN ARE FROM FACE OF WALL FINISH UNLESS NOTED OTHERWISE.
 - THE REFERENCE HEIGHTS INDICATED ON PLAN ARE FROM APPROXIMATE FINISH FLOOR (A.F.F.).
 - GENERAL CONTRACTOR TO COORDINATE DINING ROOM LIGHTING WITH APPROVED INTERIOR DECOR DRAWINGS.
 - CONTRACTOR SHALL VERIFY FIXTURE QUANTITIES AND ALSO MAKE PROPER ADJUSTMENTS FOR ANY CHANGES IN PLAN DUE TO ADDITIONAL REQUIREMENTS, LOCAL CODES, ETC.
 - ALL FIXTURES SHALL BE LOCATED IN THE CENTER OF CEILING TILES UNLESS NOTED OTHERWISE.
 - REFERENCE INTERIOR DECOR SHEETS FOR FINISH SPECIFICATIONS.
 - CONTRACTOR TO COORDINATE PENDANT LIGHT LOCATIONS WITH DECOR SUPPLIER DRAWINGS.

CEILING SYMBOLS LEGEND

| SYMBOL | DESCRIPTION |
|--------|---|
| | SUPPLY AIR DIFFUSERS MANUFACTURER: METALAIR FINISH: 100% ALUMINUM |
| | RETURN AIR GRILLES MANUFACTURER: METALAIR FINISH: 100% ALUMINUM |
| | BATHROOM EXHAUST FAN GRILLES MANUFACTURER: METALAIR FINISH: 100% ALUMINUM |

WARREN JOHNSON ARCHITECTS, INC.
 19 N. GREELEY STREET
 PALATINE, ILLINOIS 60067
 TEL. 847.359.9616
 FAX 847.359.9641

1/5/16 DATE 11/30/16 LIC. EXPIRES

BURGER KING

ISSUE DATES / REVISIONS

| NO. | DESCRIPTION | DATE |
|-----|--------------------------|---------|
| 3 | CORPORATE CHANGES | 2/9/16 |
| 2 | PLAN RE-REVIEW REVISIONS | 2/5/16 |
| 1 | PLAN REVIEW REVISIONS | 1/26/16 |
| | PERMIT SUBMITTAL | 1/5/16 |

NO. DESCRIPTION DATE:
 0 WARREN JOHNSON ARCHITECTS, INC. 2013
 THESE DOCUMENTS ARE THE PROPERTY OF WARREN JOHNSON ARCHITECTS, INC. IF MAY NOT BE REPRODUCED, COPIED OR REPRODUCED WITHOUT WRITTEN PERMISSION FROM THE AUTHOR.
 DRAWN BY: T. WILLIE
 CHECKED BY: M. JOHNSON
 DATE: 11.30.15
 PROJECT NO: 15014


BURGER KING STORE #5735
 2110 W. GALENA BLVD.
 AURORA, IL 60506

CEILING PLAN

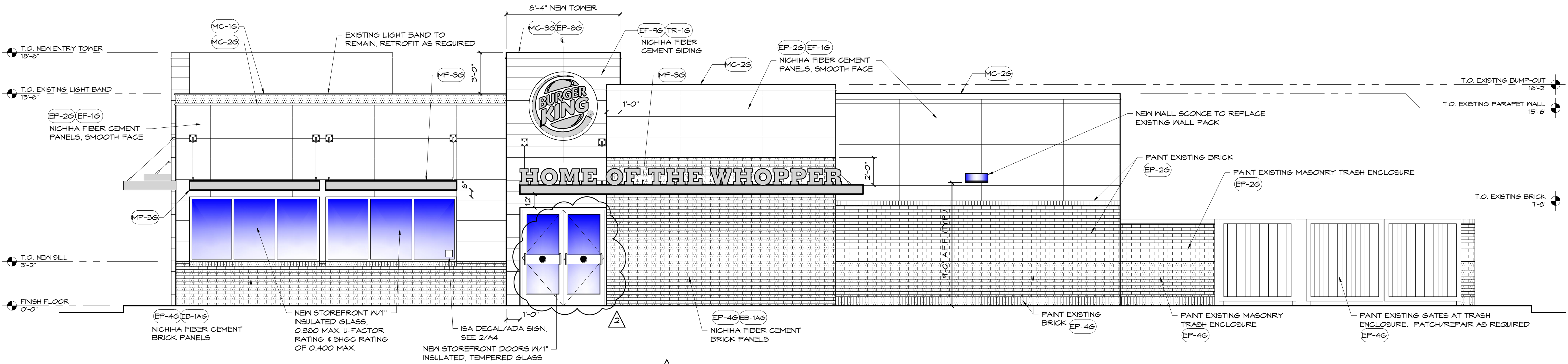
SHEET

A-2

TWO OF NINE



1/5/16 DATE 11/30/16 LIC. EXPIRES



1 WEST ELEVATION
A-4 SCALE: 1/4" = 1'-0"

EXTERIOR FINISH SCHEDULE

| CODE | MATERIAL | LOCATION | MANUFACTURER | DESCRIPTION | | | ADDITIONAL INFORMATION |
|--------|---|---------------------------------|--------------------------------|---|--|-----------------------------|---|
| | | | | PRODUCT | COLOR | DIMENSION | |
| EB-1A6 | EXTERIOR FINISH FIBER CEMENT BRICK PANELS | GENERAL | NICHIHA FIBER CEMENT | NICHIHA CANYON BRICK PANELS | UNFINISHED MUST BE PAINTED TO MATCH EP-46 | 18" X 6" | CONTACT: ANDREW BRIGGS T70.805.9466 OR 866.424.4211 EMAIL: ABRIGGS@NICHIHA.COM INSTALL PER MANUFACTURER'S SPECIFICATIONS |
| ECT-16 | EXTERIOR CERAMIC TILE | ACCENT AT BUILDING FRONT | GRANITE FIANDRE/EUROWEST | SENSIBLE STONE ED5052 (USE E6R-46) | RED NATURAL STACKED BOND PATTERN | 12" X 24" | CONTACT: JAN DETER AT EUROWEST PHONE: 714.304.4851 CONTACT: JOY KLEIN AT TRANS CERAMICA EMAIL: JKLEIN@TRANSCERAMICA.COM PHONE: 813.334.3302 |
| EF-16 | FIBER CEMENT SIDING PANELS | GENERAL | NICHIHA FIBER CEMENT | NICHIHA ARCHITECTURAL BLOCK - LARGE | COLOR TO MATCH EP-26 'TAUPE TONE' | | |
| EF-46 | EXTERIOR FINISH FIBER CEMENT | EXTERIOR SIGN ARCHONS | NICHIHA FIBER CEMENT | VINTAGE WOOD EF762 | CEDAR | 18" X 10" | CONTACT: ANDREW BRIGGS T70.805.9466 OR 866.424.4211 EMAIL: ABRIGGS@NICHIHA.COM INSTALL PER MANUFACTURER'S SPECIFICATIONS |
| TR-16 | ALUMINUM TRIMS | | | ALUMINUM TRIMS | | TO BE USED AT TOWER CORNERS | |
| EP-26 | EXTERIOR PAINT | EXTERIOR GENERAL ABOVE MAINSCOT | PPG | PRIMER: 17-421 PAINT: 6-2045X1 EXTERIOR SPEEDHIDE SATIN | TAUPE TONE | | CONTACT: RICK GARLIN, PPG CORPORATE NATIONAL ACCOUNTS MANAGER PHONE: 317.310.5800 EMAIL: GARLIN@PPG.COM |
| EP-46 | EXTERIOR PAINT | EXTERIOR MAINSCOT | | PRIMER: 17-421 PAINT: 6-2045X1 EXTERIOR SPEEDHIDE SATIN LATEX | MONTERREY CLIFFS | | |
| EP-86 | EXTERIOR PAINT | METAL COPING AT ARCHON TOWERS | | PRIMER: 17-421 PAINT: 6-2045X1 EXTERIOR SPEEDHIDE SATIN LATEX | CEDAR | | |
| EXT-6 | EXTERIOR PAINT | POLES & SIGNS | | PRIMER: 17-421 PAINT: 6-2045X1 EXTERIOR SPEEDHIDE SATIN LATEX | BLACK | | |
| E6R-36 | GROUT | MAINSCOT BRICK | MAPEI | #5 CHAMOIS (USE WITH EB-1A6) | #5 CHAMOIS | | NOTE: USE WITH EB-16 ON EXTERIOR FINISH SCHEDULE |
| E6R-46 | GROUT | CERAMIC TILE | CUSTOM BUILDING PRODUCTS | POLYBLEND SANDED | #335 WINTER GRAY | | NOTE: USE WITH ECT-1 ON EXTERIOR FINISH SCHEDULE |
| MC-16 | METAL COPING | TOP OF LIGHT BAND WALL GAP | W.P. HICKMAN SYSTEMS, INC. | PERMA SNAP PLUS | A-30 'SILVERSMITH' | | CONTACT: W.P. HICKMAN COMPANY PHONE: 828.676.1700 WEBSITE: WWW.WPH.COM |
| MC-26 | METAL COPING | BELOW LIGHT BAND | | | FACTORY FINISH TO MATCH EP-26 | | |
| MC-36 | METAL COPING | ABOVE EXTERIOR SIGN ARCHONS | | | COPING TO BE PAINTED EP-86 (CEDAR) | | |
| MP-36 | METAL CANOPY | ABOVE DOORS | *SEE APPROVED CANOPY SUPPLIERS | CUSTOM METAL CANOPY | COLOR: CLEAR ANODIZED | *SEE PLANS | |



+40" A.F.F.
ADA SYMBOL OF ACCESSIBILITY (ISA) DECAL TO BE LOCATED ON STOREFRONT GLASS ADJACENT TO ALL ACCESSIBLE DOORS.

2 ISA SIGN DECAL DETAIL
A-4 SCALE: N.T.S.

NOTE
SIGNS ARE NOT IN THIS SCOPE OF WORK OR INCLUDED IN THIS PERMIT. SIGNS WILL BE APPLIED FOR UNDER A SEPARATE PERMIT BY THE SIGN MANUFACTURER / INSTALLER.

NOTE
G.C. TO INSURE ALL EXTERIOR FIXTURES ARE PROPERLY POWERED. G.C. TO TEST AND MAKE RIGHT ALL FIXTURE CIRCUITS.

NOTE
G.C. RESPONSIBLE FOR CONDITION OF EXISTING DOORS TO REMAIN DURING THE REMODEL PROCESS.

BURGER KING




| ISSUE DATES / REVISIONS | | |
|-------------------------|--------------------------|---------|
| NO. | DESCRIPTION | DATE: |
| 2 | PLAN RE-REVIEW REVISIONS | 2/5/16 |
| 1 | PLAN REVIEW REVISIONS | 1/26/16 |
| | PERMIT SUBMITTAL | 1/5/16 |

© WARREN JOHNSON ARCHITECTS, INC. 2015
THESE DOCUMENTS ARE THE PROPERTY OF WARREN JOHNSON ARCHITECTS, INC. THEY MAY NOT BE REPRODUCED, COPIED OR REPRODUCED WITHOUT WRITTEN PERMISSION FROM THE AUTHOR.

DRAWN BY: T. WILLIE
CHECKED BY: M. JOHNSON
DATE: 11.30.15
PROJECT NO: 15014

BURGER KING STORE #5735
2110 W. GALENA BLVD.
AURORA, IL 60506

PROPOSED EXTERIOR ELEVATIONS



BURGER KING

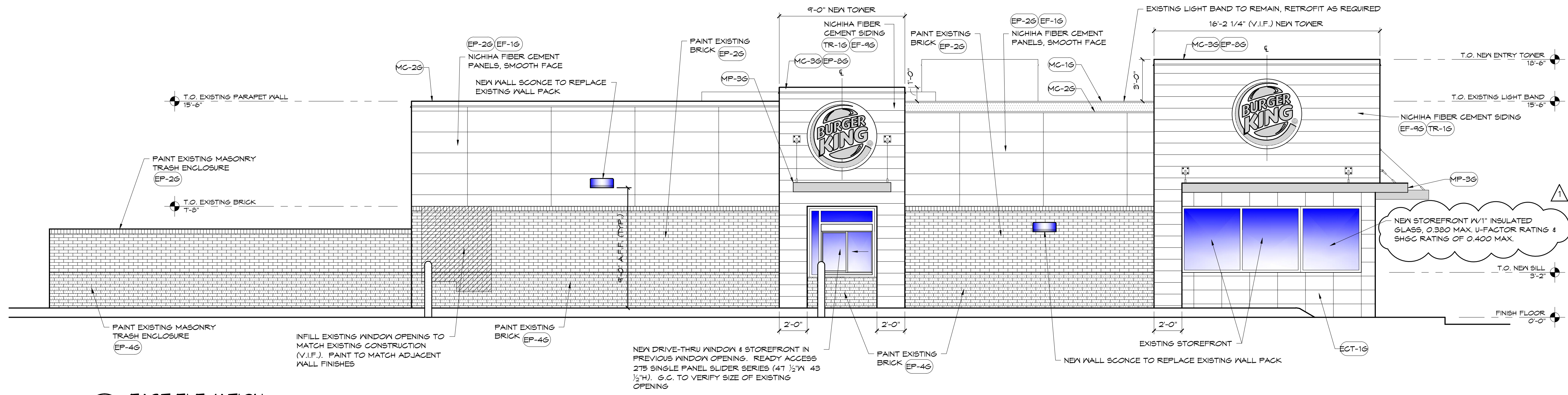


| ISSUE DATES / REVISIONS | | |
|---|-------------------------------|------|
| | | |
| | | |
| 1 | PLAN REVIEW REVISIONS 1/26/16 | |
| | PERMIT SUBMITTAL 1/5/16 | |
| NO. | DESCRIPTION | DATE |
| © WARREN JOHNSON ARCHITECTS, INC. 2015 THESE DOCUMENTS ARE THE PROPERTY OF WARREN JOHNSON ARCHITECTS, INC. & MAY NOT BE REPRODUCED, COPIED OR REPRODUCED WITHOUT WRITTEN PERMISSION FROM THE AUTHOR. | | |
| | DRAWN BY: T. WILLIE | |
| | CHECKED BY: M. JOHNSON | |
| | DATE: 11.30.15 | |
| | PROJECT NO: 15014 | |

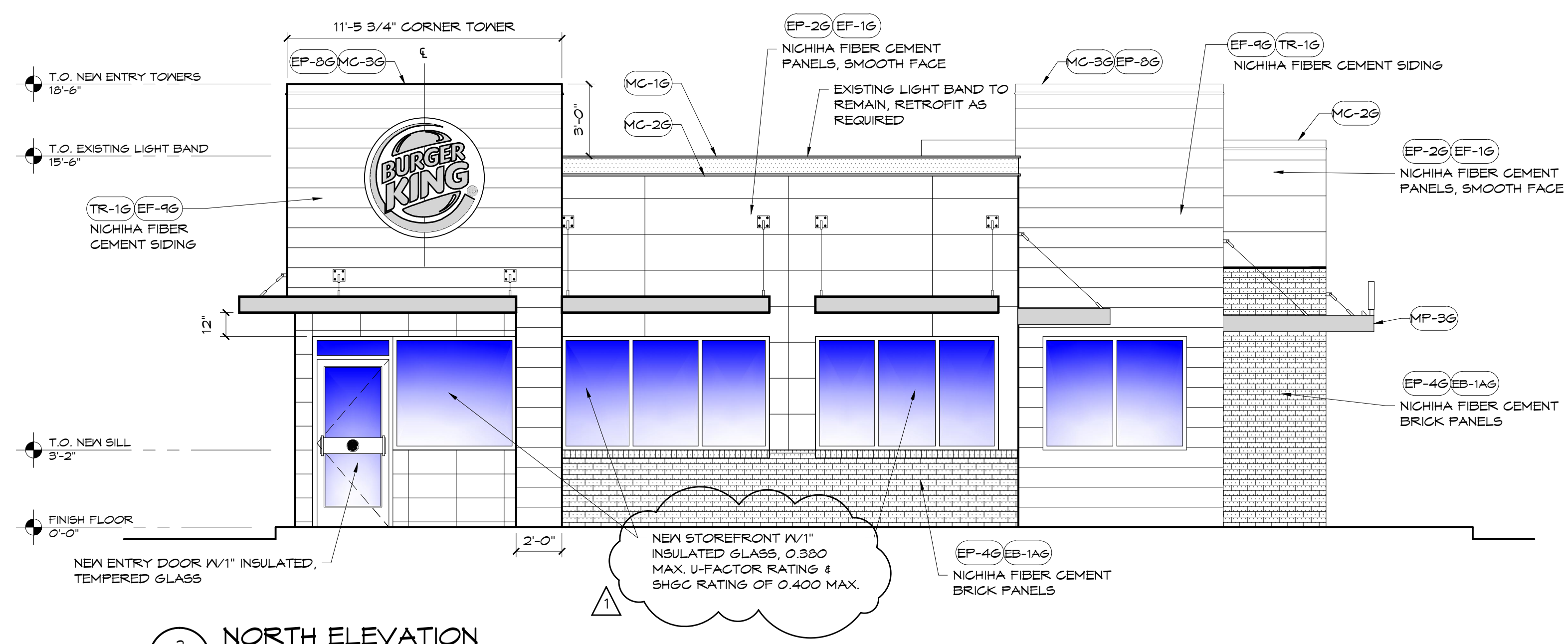
BURGER KING STORE #5735
2110 W. GALENA BLVD.
AURORA, IL 60506

PROPOSED EXTERIOR ELEVATIONS

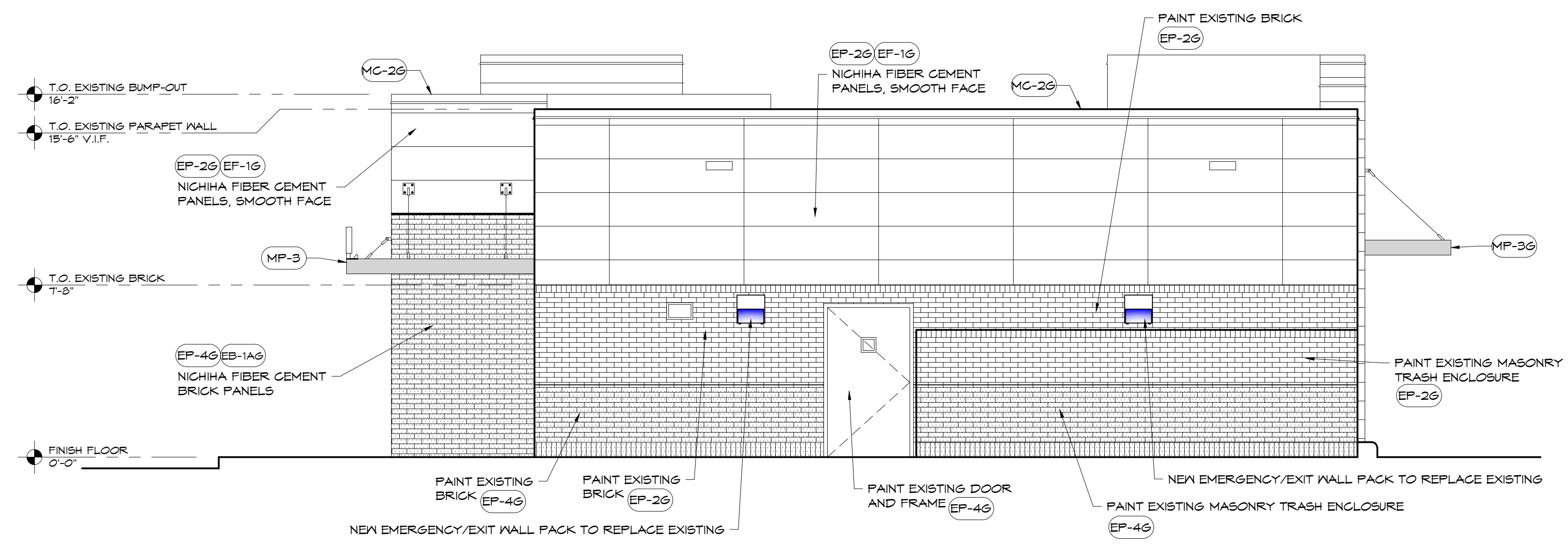
SHEET
A-4.1
FIVE OF NINE



1 EAST ELEVATION
A-4.1 SCALE: 1/4" = 1'-0"



2 NORTH ELEVATION
A-4.1 SCALE: 1/4" = 1'-0"

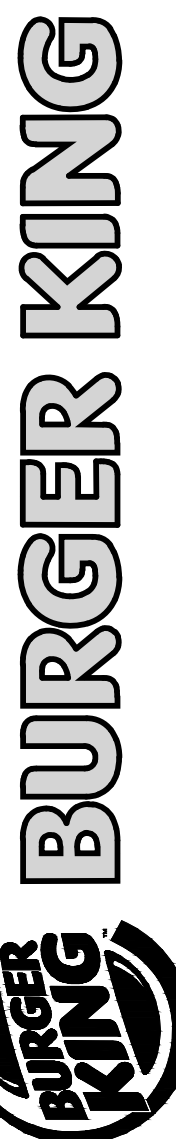



3 SOUTH ELEVATION
A-4.1 SCALE: 1/4" = 1'-0"

NOTE
SIGNS ARE NOT IN THIS SCOPE OF WORK OR INCLUDED IN THIS PERMIT. SIGNS WILL BE APPLIED FOR UNDER A SEPARATE PERMIT BY THE SIGN MANUFACTURER / INSTALLER.

NOTE
G.C. TO INSURE ALL EXTERIOR FIXTURES ARE PROPERLY POWERED. G.C. TO TEST AND MAKE RIGHT ALL FIXTURE CIRCUITS.

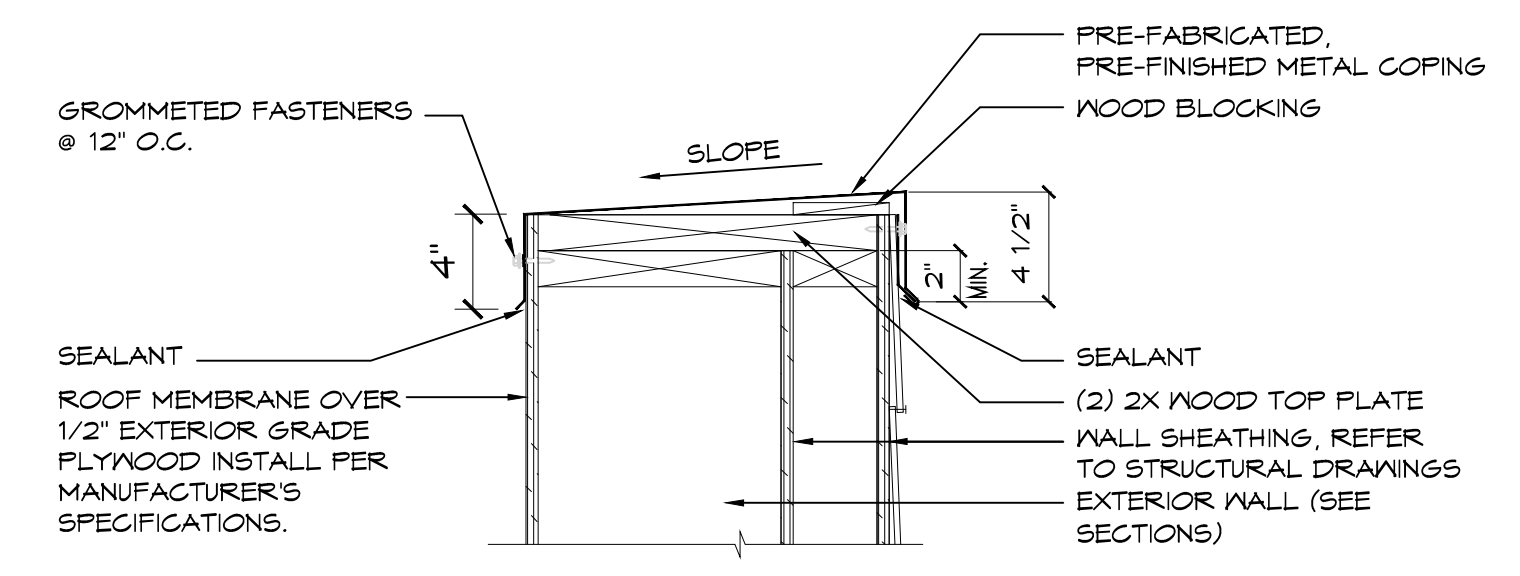
NOTE
G.C. RESPONSIBLE FOR CONDITION OF EXISTING DOORS TO REMAIN DURING THE REMODEL PROCESS.



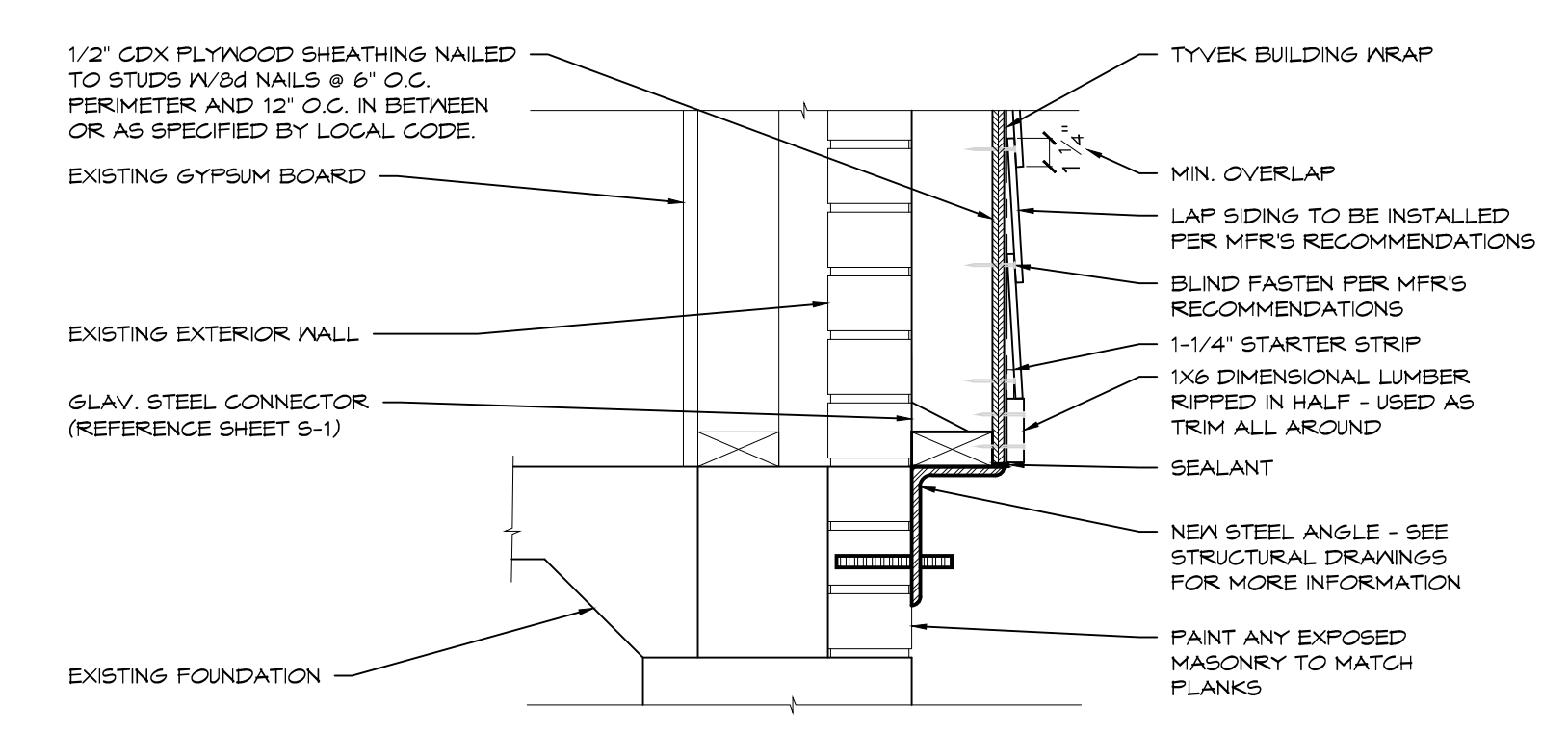
| ISSUE DATES / REVISIONS | | |
|--|-------------------------------|------|
| 1 | PLAN REVIEW REVISIONS 1/26/16 | |
| | PERMIT SUBMITTAL 1/5/16 | |
| NO. | DESCRIPTION | DATE |
| © WARREN JOHNSON ARCHITECTS, INC. 2015 THESE DOCUMENTS ARE THE PROPERTY OF WARREN JOHNSON ARCHITECTS, INC. THEY MAY NOT BE REPRODUCED, COPIED OR REPRODUCED WITHOUT WRITTEN PERMISSION FROM THE AUTHOR. | | |
| DRAWN BY: | T. WILLIE | |
| CHECKED BY: | M. JOHNSON | |
| DATE: | 11.30.15 | |
| PROJECT NO: | 15014 | |

BURGER KING STORE #5735
2110 W. GALENA BLVD.
AURORA, IL 60506

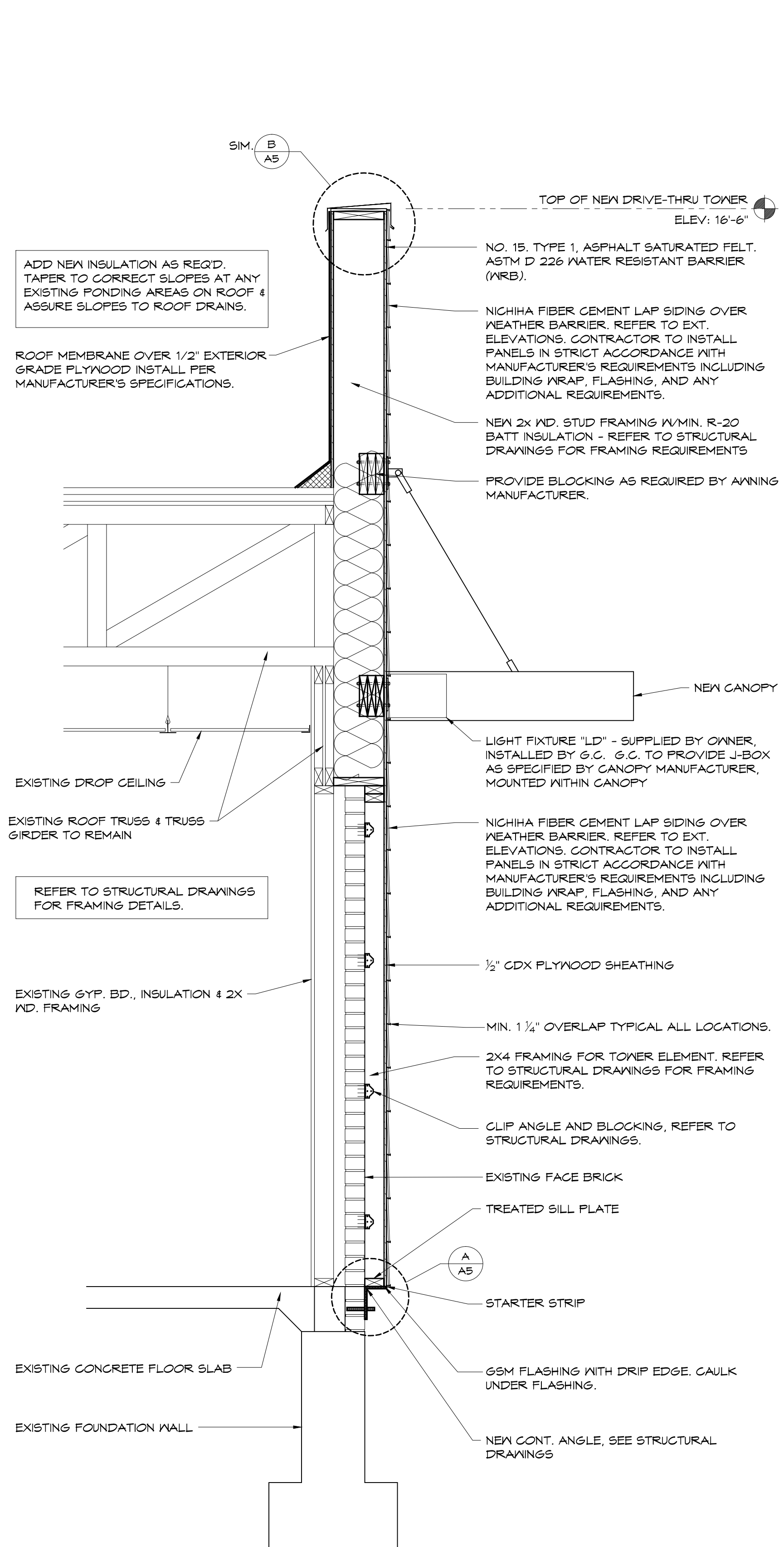
WALL SECTIONS & DETAILS



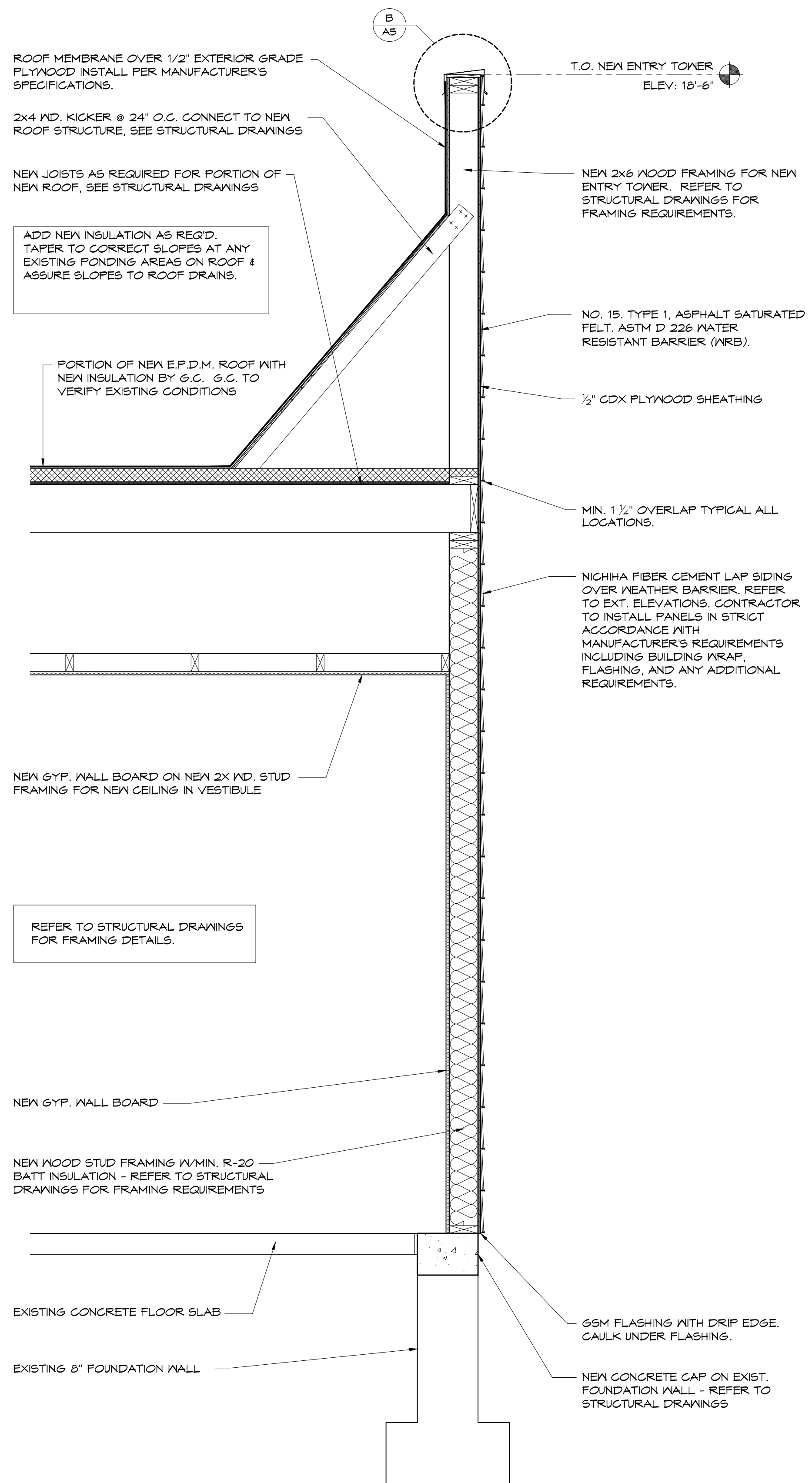
PARAPET CAP DETAIL
SCALE: 1/2" = 1'-0"



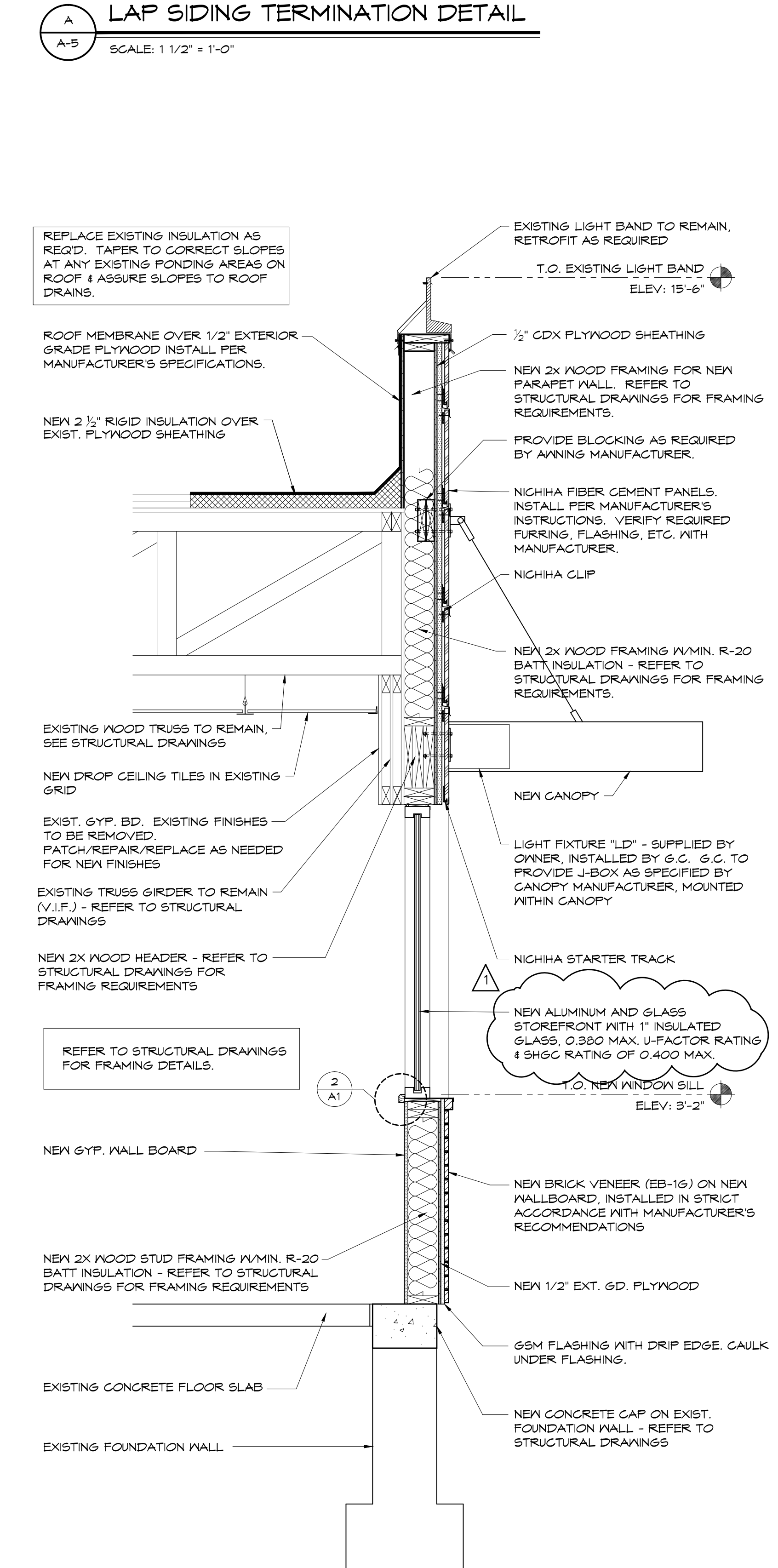
LAP SIDING TERMINATION DETAIL
SCALE: 1/2" = 1'-0"




3 WALL SECTION
SCALE: 3/4" = 1'-0"



2 WALL SECTION
SCALE: 3/4" = 1'-0"



1 WALL SECTION
SCALE: 3/4" = 1'-0"



1/5/16 DATE 11/30/16 LIC. EXPIRES

TOILET EQUIPMENT SCHEDULE

| ITEM NO. | ITEM | MANUF. # # | MOUNTING HEIGHT | REMARKS |
|----------|--------------------------|--|-----------------------------|--|
| (A) | GRAB BARS | BOBRICK 250 LBF. MIN. | 36" MAX. A.F.F. NOTE C | PEENED GRIP, POLISHED ENDS |
| (B) | TOILET TISSUE DISPENSER | NORTH AMERICAN CORP. MODEL #50250 | 24" A.F.F. NOTE C, D | SURFACE MOUNTED |
| (C) | WASTE RECEPTACLE | BOBRICK MODEL B-3644 | 41-45" A.F.F., NOTE C | RECESSED |
| (D) | SOAP DISPENSER | SUPPLIED BY ECOLAB | SEE NOTE A, C | SEE NATIONAL ACCOUNTS |
| (E) | HAND DRYER | EXCEL MODEL #XL-BN | SEE NOTE A, C | SEE SPECIFICATIONS #40502 FOR RECESS KIT BOBRICK THEFT RESISTANT SCREENS/APPROVED EQUIV. |
| (F) | MIRROR | MODEL#B-165-1836(18X36) | 40" A.F.F. TO BOTTOM NOTE C | |
| (G) | SANITARY NAPKIN DISPOSAL | BOBRICK CONTRA B-270 | | WOMEN'S ROOM ONLY |
| (H) | COAT HOOK (ACCESSIBLE) | BOBRICK MODEL B-6711 | 48" A.F.F., NOTE A | DOOR MOUNTED |
| (I) | PARTITION | BOBRICK 1080/1180 DURALINE SERIES #EO-09 | SEE NOTE B, C, E | COLOR: BLACK |

NOTE A: OPERATING CONTROLS OF ALL HAND DRYERS, SOAP DISPENSERS AND MULTI PURPOSE UNITS TO BE 42" A.F.F.
NOTE B: G.C. TO FIELD VERIFY ALL SIZES.
NOTE C: PROVIDE BLOCKING FOR ALL WALL MOUNTED FIXTURES AND ACCESSORIES.
NOTE D: TOILET TISSUE & PAPER TOWEL DISPENSERS SUPPLIED FREE FROM LOCAL DCP; INSTALLED BY G.C.
NOTE E: MARLITE LAMINATE OR PHENOLIC URINAL SCREEN AND TOILET PARTITIONS MAY BE USED AS AN ALTERNATE TO BOBRICK SPECIFICATION.

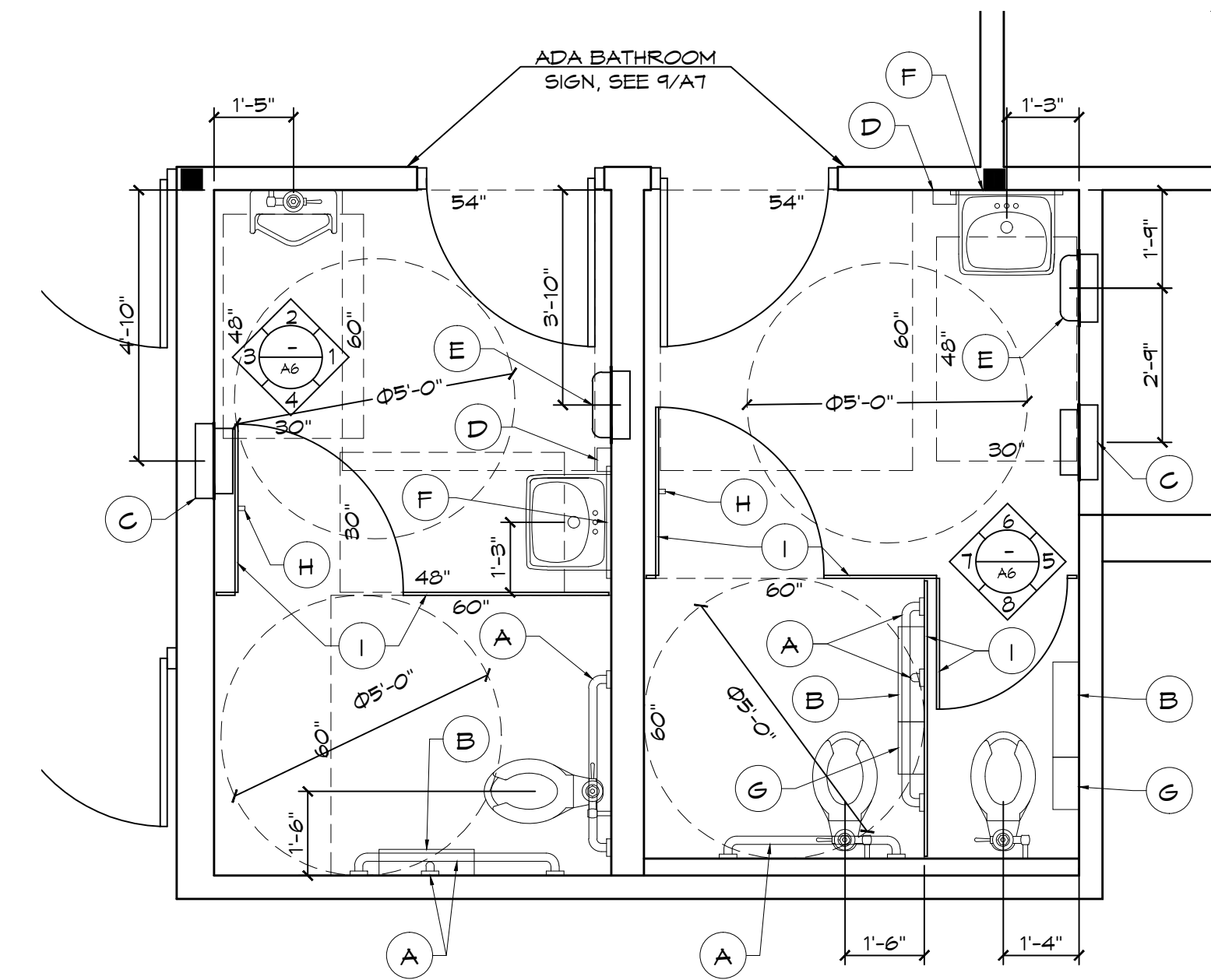
SEE 10/A7 FOR ACCESSIBLE MOUNTING HEIGHTS

NOTES:
LAVATORY MIRRORS TO BE MOUNTED SO THAT REFLECTING SURFACE IS 40" MAX. ABOVE THE FLOOR.
HOT WATER AND DRAIN PIPES EXPOSED UNDER SINK MUST BE INSULATED TO PROTECT AGAINST CONTACT.
PROVIDE FIRE TREATED WOOD BLOCKING AT ALL GRAB BAR LOCATIONS.

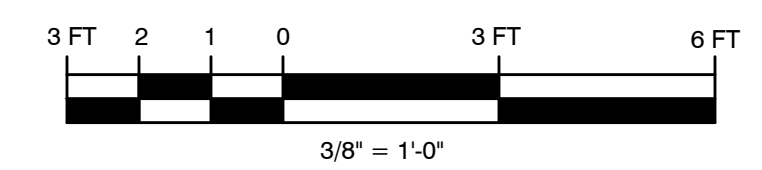
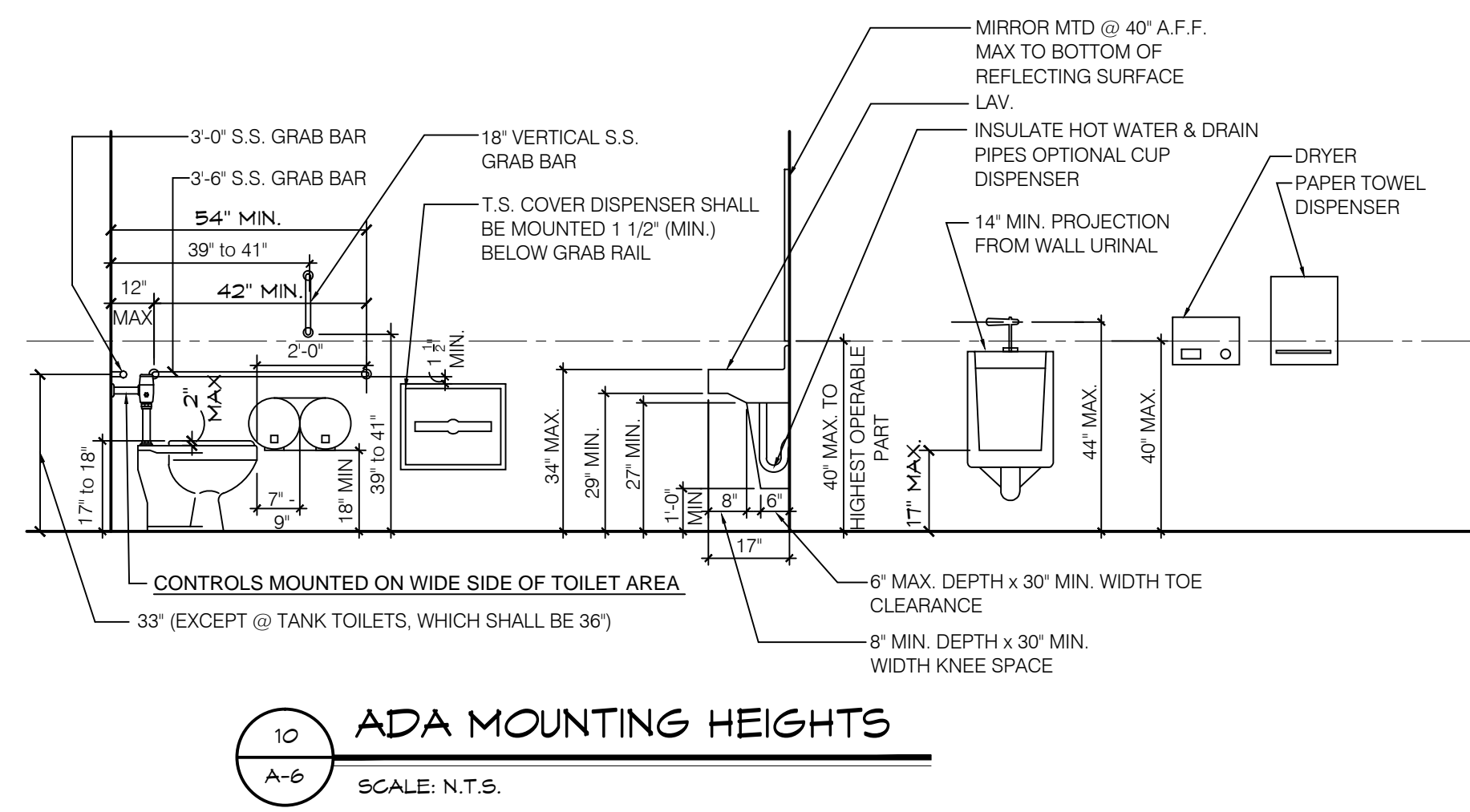
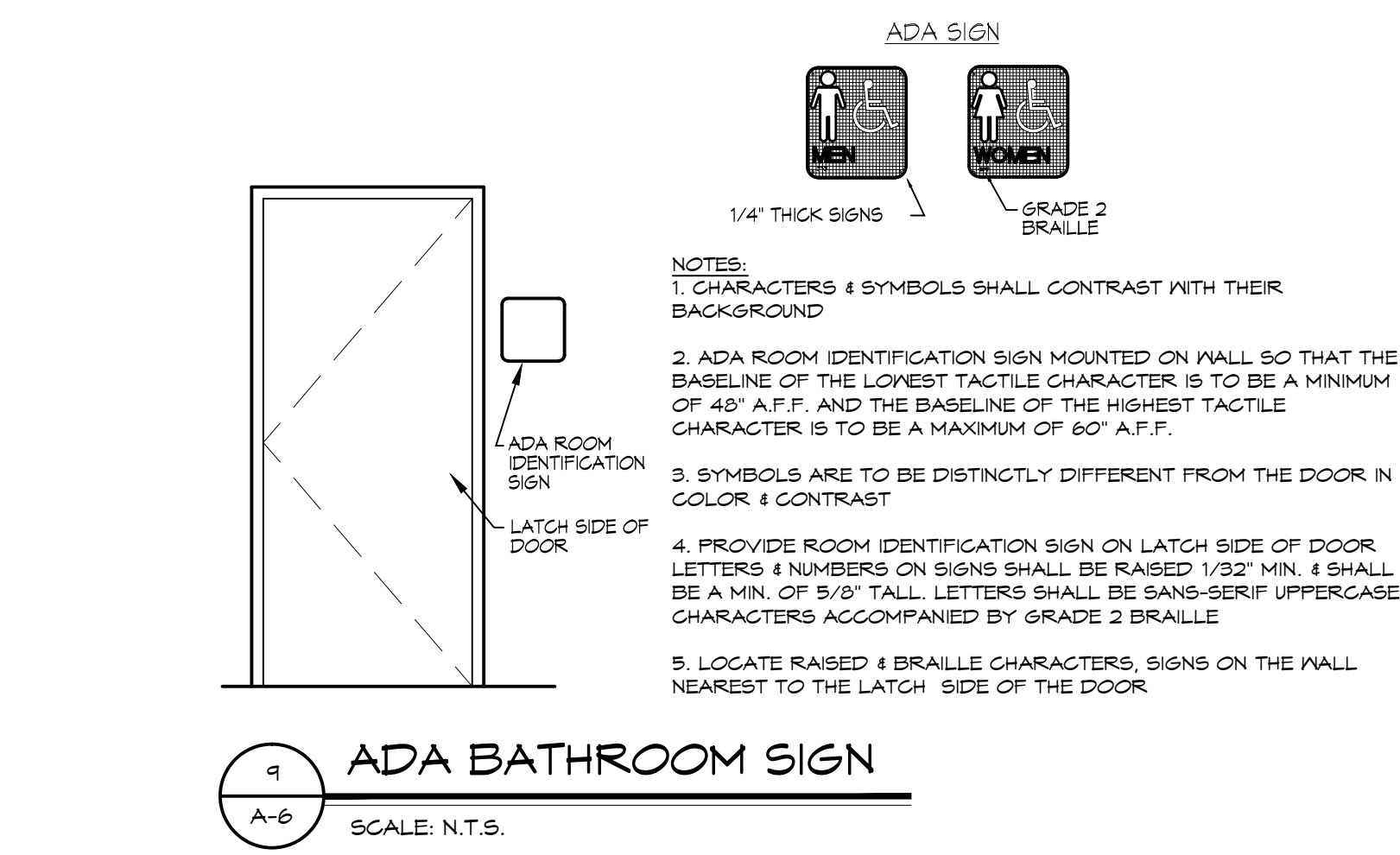
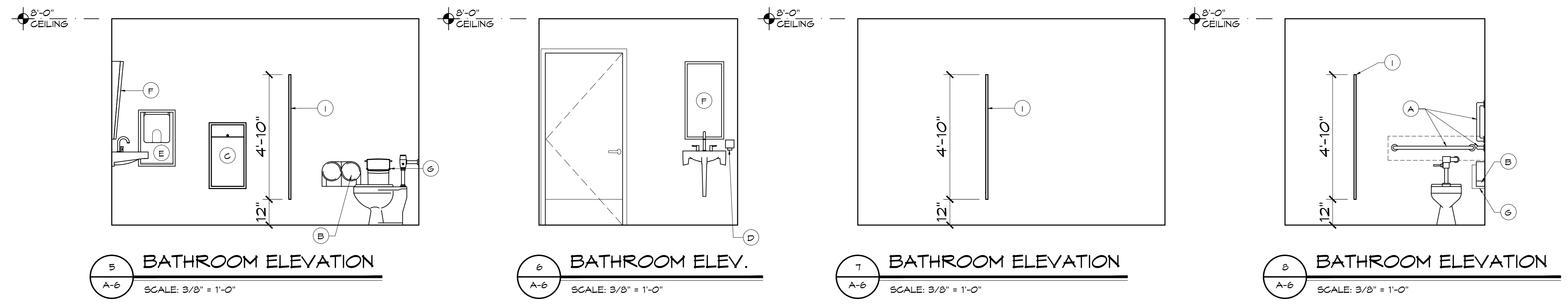
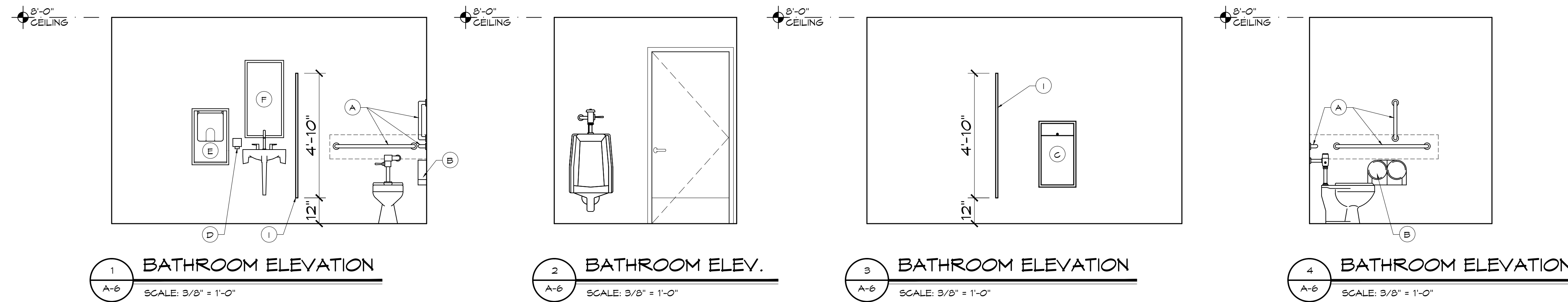
VERIFY ALL ACCESSORIES WITH OWNER

CLASS "C" FINISHES
FLAME SPREAD RATING 16 - 200
SMOKE DEVELOPED 0 - 450

SEE DECOR SHEETS FOR FINISHES



ENLARGED RESTROOM PLAN
SCALE: 3/8" = 1'-0"



BURGER KING



ISSUE DATES / REVISIONS

| NO. | DESCRIPTION | DATE |
|-----|-------------|------|
| | | |
| | | |
| | | |
| | | |

PERMIT SUBMITTAL 1/5/16 DATE:

NO. DESCRIPTION DATE:

© WARREN JOHNSON ARCHITECTS, INC. 2013
THESE DOCUMENTS ARE THE PROPERTY OF WARREN JOHNSON ARCHITECTS, INC. & MAY NOT BE REUSED, COPIED OR REPRODUCED WITHOUT WRITTEN PERMISSION FROM THE AUTHOR.

DRAWN BY: T. WILLIE
CHECKED BY: M. JOHNSON
DATE: 11.30.15
PROJECT NO: 15014

BURGER KING STORE #5735
2110 W. GALENA BLVD.
AURORA, IL 60506

BATHROOM DETAILS

DOOR SCHEDULE

DOOR

OPENING: 3'-0"x7'-0"x1 3/4"xADXF
 MATERIAL: ALUMINUM / GLASS
 FINISH: FACTORY FINISH - TO MATCH EXISTING

HARDWARE

ENTRANCE DOOR HARDWARE SHALL CONSIST OF OFFSET PIVOTS, ADAMS RITE MS1805 DEAD BOLT LOCK, NORTON 1605 SURFACE CLOSERS WITH BACK CHECK, STANDARD THRESHOLDS, LOCKS, CYLINDERS AND THRESHOLDS SHALL BE OMITTED ON INTERIOR VESTIBULE DOORS. (IF VESTIBULE IS PROVIDED) DUMMY CYLINDERS SHALL BE PROVIDED ON THE EXTERIOR OF ALL DOORS EXCEPT AT MAIN EXTERIOR ENTRY.

DOOR TYPE 1 TO HAVE ADAMS RITE 4024 EXIT INDICATOR, WHICH ALSO INCLUDES HEADER SIGN TO BE MOUNTED ON DOOR(S). THIS DOOR TO REMAIN UNLOCKED DURING BUSINESS HOURS. EXIT INDICATOR FINISH TO MATCH NEW ALUMINUM DOOR FINISH.

DOOR TYPE 2 TO HAVE SARGENT 0550 NARROW DESIGN RIM EXIT DEVICE (80) SERIES. EXIT DEVICE FINISH TO MATCH NEW ALUMINUM DOOR FINISH.

DOOR HANDLES:

NO. OF ITEMS PER DOOR: (2) ONE FOR INTERIOR SIDE, ONE FOR EXTERIOR SIDE

DESCRIPTION: IPE WOOD DOOR HANDLE 8" H. x 35" VL x 3/4" THK. WITH 1" x 1/8" POWDER COATED METAL BRACKETS TO MATCH DOOR FINISH. 6" BRANDED LOGO CENTERED AT HANDLE. TOP OF HANDLE 40" MAX. A.F.F.

SUPPLIER: NAUTICAL FURNISHINGS, LLC
 CONTACT: MICHAEL HOGLUND PHONE: 847.771.1100
 EMAIL: MHOGLUND@NAUTICALFURNISHINGS.COM

FRAME

MATERIAL: ALUMINUM
 FINISH: FACTORY FINISH TO MATCH DOORS

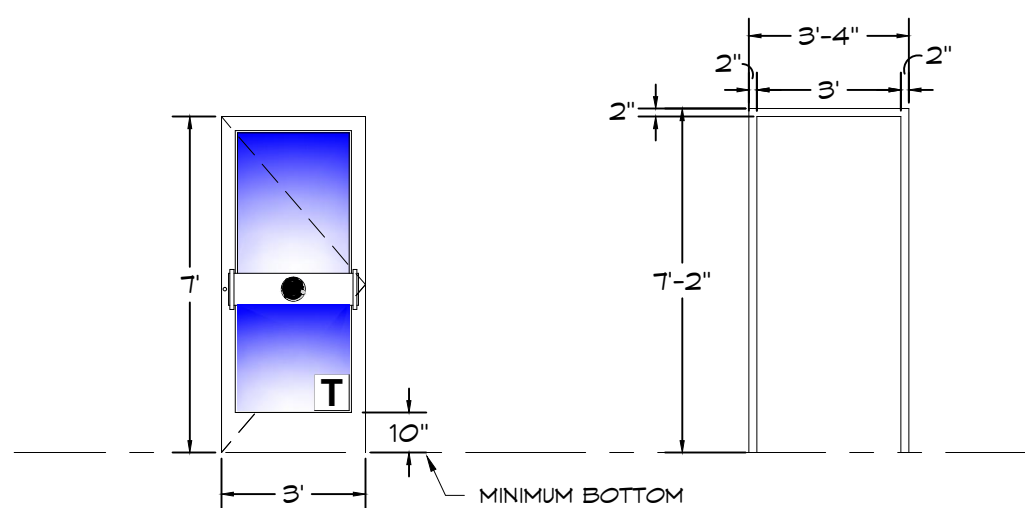
HEAD

REFER TO THIS SHEET

JAMB

REFER TO THIS SHEET

SILL (G) (H)



DOOR (1,2)
 SCALE: 1/4" = 1'-0"
 T = TEMPERED

DOOR FRAME
 SCALE: 1/4" = 1'-0"



DOOR

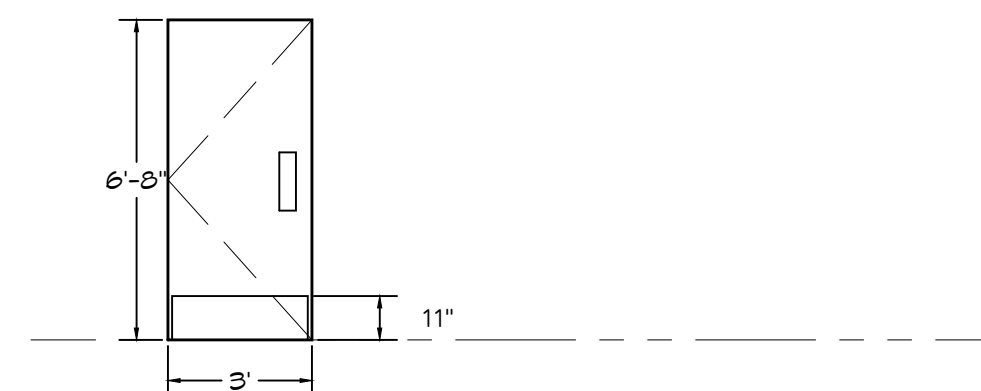
OPENING: 3'-0"x6'-8"x1 3/4"x WD x MF
 MATERIAL: SOLID CORE HPL
 FINISH: REFERENCE ID SHEETS

HARDWARE

EACH DOOR TO RECEIVE:

- HINGES: 3 EACH HAGER: BB1219 4 1/2 x 4 1/2 x 652
- LOCKSET: ** 1 EACH FALCON: D211 X 626
- CLOSER: 1 EACH LCN 1461 X 604
- PUSH PLATE: 1 EACH HAGER 305 4X16 620
- PULL PLATE: ** 1 EACH HAGER H33E 4X16 620
- FLOOR STOP: 1 EACH HAGER 241F X US200
- KICKPLATES: 2 EACH HAGER 1935 10'X2' LDM 620 (INSTALL W/FLAT HEAD PHILLIPS HEAD SCREWS)
- SILENCERS: 3 EACH HAGER 30TD RBR

NOTE: UNDERCUT DOOR 1" FOR AIR FLOW WHEN HVAC SUPPLY NOT PROVIDED.



DOOR (5,6)
 SCALE: 1/4" = 1'-0"

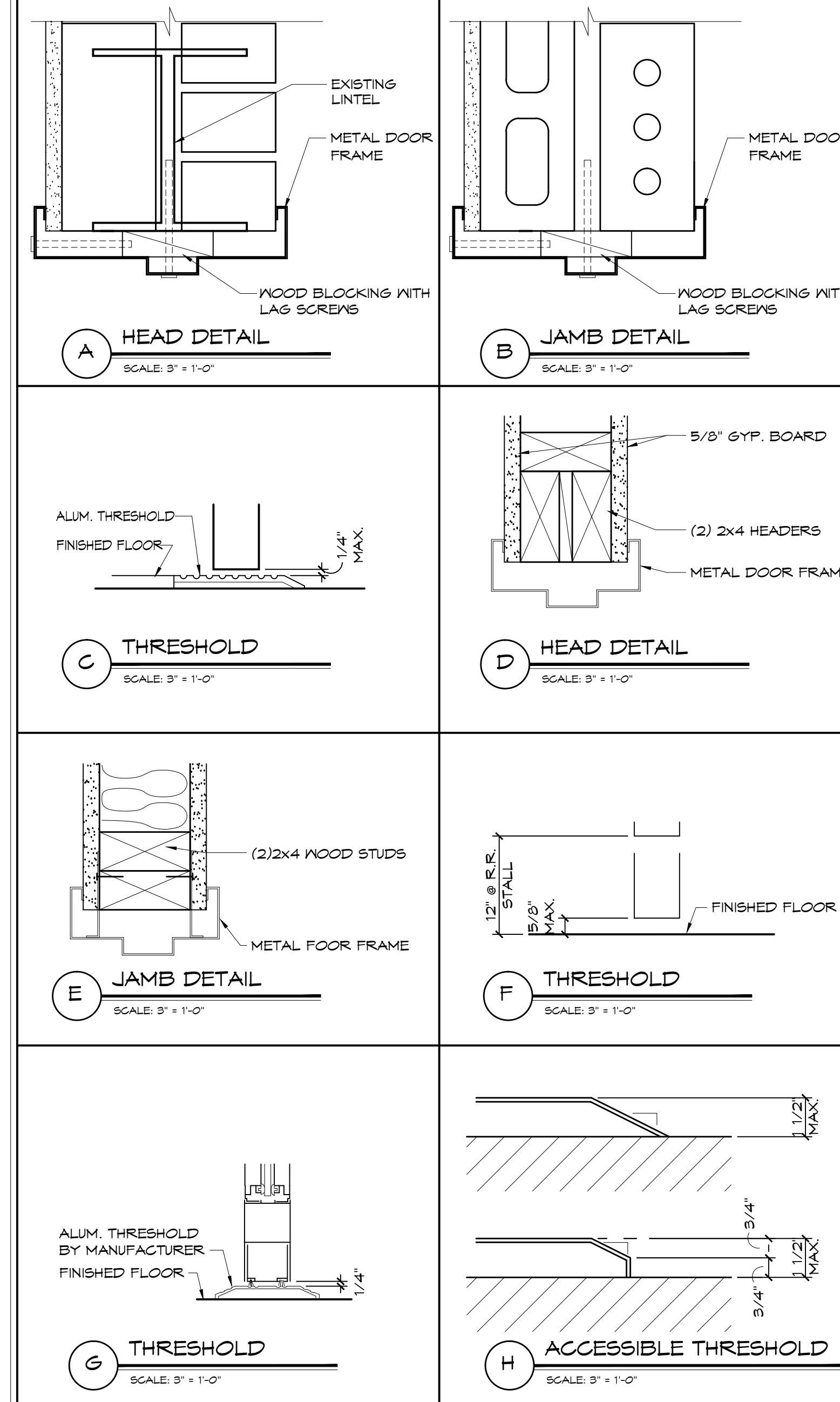
FRAME

MATERIAL: EXISTING TO REMAIN
 FINISH: REFERENCE ID SHEETS

REMARKS

SIGN PACKAGE: 1 "LADIES", 1 "GENTLEMEN" AND CORRESPONDING SIGNAGE IN GRADE TWO BRILLE PER ADA REQUIREMENTS. SIGNS FURNISHED BY DECOR SUPPLIER. SIGNS INSTALLED BY GENERAL CONTRACTOR PER ADA REQUIREMENTS.
 AS AN OPTION IN LIEU OF SOLID CORE DOORS AND HOLLOW METAL FRAMES, PROVIDE MARLITE HPL DOORS W/ALUMINUM FRAMES (REF. ID SHEETS FOR COLOR)
 ** DELETE IF MULTIPLE OCCUPANCY RESTROOM
 ***OPTIONAL SANITGRASP #56-101

DOOR DETAILS



Specified Products and Approved Equals

Hinges - Provide features, functions, size and finish as shown in hardware sets.

| | | | |
|----------|--------|---------|-----|
| HAGER | BB1279 | BB1168 | 253 |
| MCKINNEY | TA2714 | TA4378G | |
| BOMMER | BB5000 | BB5004 | |

Locks - Provide features, functions and finish as shown in hardware sets.

| | | | |
|-------------------|----------|----------|------------------|
| FALCON - DEADLOCK | D871 | | NO SUBSTITUTIONS |
| SCHLAGE | AL53PD | AL40S | |
| YALE | AUS3071N | AUS3021N | |
| FALCON | BS11D | B301D | |

Exit Device - Provide features, functions and finish as shown in hardware sets.

| | | | |
|------------|---------|--|--|
| VON DUFRIN | 22 ED | | |
| YALE | 2100 ED | | |
| SARGENT | 3828 ED | | |

Closers - Provide features, functions and finish as shown in hardware sets.

| | | | |
|-------|------|---------------------|--|
| LCN | 1461 | 4115 H-CUSH | |
| YALE | 3301 | 4425T / 4421T | |
| DORMA | 861G | 891G DST / 895G DST | |

Push/Pull, KP, Stops, Etc. - Provide features, functions, size and finish as shown in hardware sets.

| | | | | | | |
|----------|--------------|------------------|--------------|--------------|----------------|-------------|
| HAGER | KICKPLT 1935 | PULL FLT H33E | PUSH FLT 305 | FL STOP 241F | WALL STOP 236W | VIEWER 175G |
| ROCKWOOD | K1050 B3E | BF106 X 70C | 70C | 441 CU | 409 | 622 |
| TRIMCO | K0050 | 1017-3x2 # PROJ. | 1001-3 | 1211 | 1270WV | 976U |

Weatherstripping, Thresholds, Etc. - provide features, functions, size and finish as shown in hardware sets.

| | | | |
|----------------|----------------|-------------|--------------------|
| NATIONAL GUARD | THRESHOLD 325A | SWEEP 200NA | WEATHERSTRIP 1605A |
| PEMCO | 228A | 315CN | 303AB |
| ZERO | 1675A | 39A | 99A |

EXISTING DOOR NOTE:
 GENERAL CONTRACTOR TO VERIFY ALL EXISTING DOORS THAT ARE TO REMAIN, COMPLY WITH CLOSING SPEED OF 5 SECONDS OR MORE FROM 90° TO 12° FROM THE LATCH FOR ALL LEAVES OF THAT DOORWAY. SHOULD DOOR(S) NOT COMPLY, CLOSER SHALL BE REPLACED AND ADJUSTED TO MEET THIS REQUIREMENT.

GENERAL CONTRACTOR SHALL INSTALL ALL HARDWARE PER ADA REQUIREMENTS.


DOOR HARDWARE SHALL BE CAPABLE OF OPERATION WITH THE USE OF ONE HAND AND SHALL NOT REQUIRE TIGHT PINCHING OR TWISTING OF THE WRIST TO OPERATE. THUMBTURN DEADBOLTS ARE PROHIBITED; LEVER OR PADDLE DEADBOLT RELEASES ARE ACCEPTABLE. DOOR THRESHOLD SHALL NOT EXCEED ONE-HALF INCH (1/2") IN HEIGHT AND SHALL HAVE A 1:2 BEVEL. DOOR CLOSERS SHALL MEET FORCE AND SWEEP PERIOD REQUIREMENTS.

ALL JOINTS, PENETRATIONS, DOORS AND WINDOWS ARE TO BE CAULKED, GASKETED, WEATHER-STRIPPED, OR OTHERWISE SEALED.

BOTTOM 10" OF ALL DOORS WILL BE A SMOOTH, FLUSH SURFACE.

WARREN JOHNSON ARCHITECTS, INC.

19 N. GREELEY STREET
 PALATINE, ILLINOIS 60067
 TEL. 847.359.9616
 FAX 847.359.9641



BURGER KING

ISSUE DATES / REVISIONS

| | | |
|---|--------------------------|---------|
| 2 | PLAN RE-REVIEW REVISIONS | 2/5/16 |
| 1 | PLAN REVIEW REVISIONS | 1/26/16 |
| | PERMIT SUBMITTAL | 1/5/16 |

NO. DESCRIPTION DATE:

© WARREN JOHNSON ARCHITECTS, INC. 2015
 THESE DOCUMENTS ARE THE PROPERTY OF WARREN JOHNSON ARCHITECTS, INC. IT MAY NOT BE REPRODUCED, COPIED OR REPRODUCED WITHOUT WRITTEN PERMISSION FROM THE AUTHOR.

DRAWN BY: T. WILLIE
 CHECKED BY: M. JOHNSON
 DATE: 11.30.15
 PROJECT NO: 15014

BURGER KING STORE #5735
 2110 W. GALENA BLVD.
 AURORA, IL 60506

SCHEDULES

SHEET

A-7


EIGHT OF NINE

DIRECTORY OF MANUFACTURERS AND SUPPLIERS

THIS LIST IS INTENDED TO ASSIST THE CONTRACTOR IN SOURCING BUILDING MATERIALS AND PRODUCTS. IN MANY CASES APPROVED BURGER KING MATERIALS AND PRODUCTS MAY BE PURCHASED DIRECTLY FROM THESE SOURCES AT A NATIONAL ACCOUNTS PRICE FOR A COMPLETE LISTING OF APPROVED MANUFACTURERS, SEE PLANS AND SPECIFICATIONS + VISIT RS1'S eREDBOOK

| | | | | | | | | | | | | | | | |
|--|--|--|--|--|--|--|--|--|--|--|--|--|--|--|--|
| <p>DIVISION 4 - MASONRY</p> <p>-ACME BRICK CO. (FACE BRICK) P.O. BOX 425 FT. WORTH, TX. 76101-0425 713-681-4651 800-792-1234 (IN TEXAS)</p> <p>-BELDEN BRICK CO. (FACE BRICK) 100 WEST TUSCARAWAS CANTON, OH. 44702 330-456-0051</p> <p>DIVISION 5 - METALS</p> <p>-ADDISON STEEL (STRUCTURAL STEEL) 1351 OVERLAND ROAD LOCKHART, FL. 32010-3403 407-295-6434</p> <p>DIVISION 6 - WOOD/PLASTICS</p> <p>-JAMES HARDIE BUILDING PRODUCTS, INC. (SIDING, SOFFIT) 1255 LA QUINTA DRIVE SUITE 218 ORLANDO, FL. 32809 800-442-7343</p> <p>DIVISION 7 - THERMAL MOISTURE PROTECTION</p> <p>-MONIER ROOF TILE (BARREL TILE) P.O. BOX 5567 ORANGE, CA. 92613-5567 800-366-6431</p> <p>-LIFETILE, INC. (BARREL TILE) P.O. BOX 632 LAKE WALES, FL. 33859 813-676-9405</p> <p>-G.A.F. (FLAT ROOF) 1361 ALPS ROAD WAYNE, NJ. 07470 (201) 628-3000 800-766-3411</p> <p>-BERRIDGE ROOFING (METAL ROOF) TYLER HALL SAN ANTONIO, TX. 210-650-7047 THALL@berridge.com</p> | <p>-TRI-STATE BRICK & BLOCK, LLC. (TEXTURED BLOCK) 412 EAST ST. CATHERINE ST. LOUISVILLE, KY. 40203 502-587-7471</p> <p>-GLEN GERY BRICK (FACE BRICK) P.O. BOX 1001 WYOMISSING, PA. 19610-6001 610-374-4011</p> <p>DIVISION 8 - DOORS AND WINDOWS</p> <p>-MARLITE (DOOR, ALUMINUM FRAMES) 200 SINGLETON DRIVE WAXAHACHIE, TX. 75165-5094 800-621-6400</p> <p>-KAWNEER CO., INC. (STOREFRONT) P.O. BOX 516 JONESBORO, GA. 30237 770-478-8841</p> <p>-TUBELITE (STOREFRONT) P.O. BOX 118 8200 MACKINAW TRAIL REED CITY, MI. 49677 972-351-6100</p> <p>-VISTAWALL (STOREFRONT) P.O. BOX 624 805 AIRPORT RD. TERRELL, TX. 75160 800-869-4567</p> <p>-QUIKSERV (DRIVE-THRU WINDOWS) 11441 BRITMORE PARK DRIVE HOUSTON, TX. 77041 800-888-8307 713-849-5882</p> <p>-FULKERSON, LLC. (TOUCH FREE DOOR HANDLE) 4230 RHONA LANE CUMMING, GA. 30040 MATT FULDERSOHN. 404-693-5661 mfulderson@fulkersonllc.com www.santigrasp.com</p> <p>-READY ACCESS (DRIVE THRU WINDOWS & AIR CURTAINS) 1815 ARTHUR DRIVE WEST CHICAGO, IL. 60685 KIM MCKIBBEN 630-876-7167 800-821-5045 kim@ready-access.com</p> | <p>-INTERCERAMIC TILE COMPANY (FLOOR AND WALL TILE) 2333 SOUTH JUPITER ROAD GARLAND, TX. 75041 JEFF KELLIS - NATIONAL ACCOUNTS 817-851-2176 jkellis@interceramic.com www.interceramic.com</p> <p>-DAL-TILE (FLOOR TILE) 1707 OLD OKEECHOBEE ROAD WEST PALM BEACH, FL. 33409 VIVIAN TROUT 561-848-3675</p> <p>-SHERWIN WILLIAMS/DURON (PAINTS, COATINGS) 5790 HOFFNER AVENUE, SUITE 501 ORLANDO, FL. 32822 407-658-6280 (NATIONAL ACCTS. - LONN ROSELL)</p> <p>-GRANITE-FIANDRE (FLOOR TILE) 1159 BRYN MAWR ITASCA, IL. 60143 JAN DETER. 714-309-9551 jdet@eurowest.com</p> <p>-QUARRY TILE CO. (CERAMIC TILE) 509-556-2812 800-423-2808</p> <p>-ILLINOIS STATE PAINTERS (PAINT, COATINGS, NAT'L ACCT APPLICATORS) 650-904-4808</p> <p>-MARLITE (INTERIORS WALLS, DOORS & RESTROOMS COMPARTMENTS) 202 HARGER STREET DOVER, NH. 44622 800-377-1221 330-364-7561</p> <p>-CORONADO PAINT (PAINT, COATINGS) www.coronadpaint.com 336-626-6461</p> <p>-SCHULLER (FLAT ROOFING) P.O. BOX 5108 DENVER, CO. 80217-5108 800-654-3103</p> <p>-DURO-LAST ROOFING (FLAT ROOFING) 525 MORLEY DRIVE SASINAW, MI. 48601 JOHN DEAL - 800-248-0280</p> | <p>-D.J. PAINTING 789 LANDIS AVE BRIDGEPTON, NJ. 08802 DAN HAER. 609-685-0562 dan@djpainting.com</p> <p>-UNIVERSAL MANUFACTURING (F.R.P.) 5566 CRESTVIEW RD. MEMPHIS, TN. 38134 901-458-5881 EXT. 105 800-821-1414 EXT. 105</p> <p>-KEVLITE (F.R.P.) JOLIET, IL. 800-435-0080</p> <p>-WEATHER BARRIER, INC. (PAINT, COATINGS) 901 WASHINGTON ST. CONSHOHOCKEN, PA. 19428 800-843-9800 EXT. 302</p> <p>-CERTA PRO PAINTERS (PAINT, COATINGS, NAT'L ACCT APPLICATORS) ROB PETERSON - R.B. CONTRACTING. 800-591-6090 RPeterson@RJBContracting.net</p> <p>-ICI PAINTS - HGE (PAINT, COATINGS) 15885 WEST SPRAGUE RD. STRONGSVILLE, OH. 44136 RICK GARLIN 317-846-6920</p> <p>-INTERSTATE PAINTING LLC. (PAINT, COATINGS) 1759 BLACK OAK ROAD WILLIAMSTON, NJ 08094 DARREN LAVIN: 856-625-4476 www.interstatepaintingonline.com</p> <p>-OWENS CORNING (STONE EXTERIOR FINISH) 1 OWENS CORNING PARKWAY TOLEDO, OH. 43604 407-408-5477 PATRICK.LEACH@OWENSCORNING.COM</p> <p>-LATICRETE (GROUT) ONE LATICRETE PARK NORTH BETHANY, ST. 06524-3423 DAVID MYERS 800-243-4788 203-576-8115 dameyers@laticrete.com www.laticrete.com</p> | <p>-RHEEM/RUUD (WATER HEATERS) 101 BELL ROAD MONTGOMERY, AL. 36117 334-280-1512</p> <p>-UNIVERSAL MANUFACTURING (F.R.P.) 5566 CRESTVIEW RD. MEMPHIS, TN. 38134 901-458-5881 EXT. 105 800-821-1414 EXT. 105</p> <p>-KEVLITE (F.R.P.) JOLIET, IL. 800-435-0080</p> <p>-PALOMA (WATER HEATERS - CONDON CO.) 2916 S. FOX ENGLAND, CO. 80110 800-673-3507</p> <p>-PALOMA (WATER HEATERS - CONDON CO.) 1103 N. 36th STREET SEATTLE, WA. 98103 800-824-7337</p> <p>-CARRIER CORPORATION (AIR CONDITIONING) 6304 CARRIER PARKWAY SYRACUSE, NY. 13221 DEBORAH ROY-JONES 315-432-7441 800-690-1086</p> <p>-ICF PAINTS - HGE (PAINT, COATINGS) 15885 WEST SPRAGUE RD. STRONGSVILLE, OH. 44136 RICK GARLIN 317-846-6920</p> <p>-LATHING (GROUT) ONE LATICRETE PARK NORTH BETHANY, ST. 06524-3423 DAVID MYERS 800-243-4788 203-576-8115 dameyers@laticrete.com www.laticrete.com</p> | <p>-PENNBARRY VENTILATOR, INC. (ROOFTOP EXHAUST FANS) 1401 NORTH PLANO ROAD RICHARDSON, TX. 75081 972-497-0456</p> <p>-A.O. SMITH (WATER HEATERS) 600 E. JOHN CARPENTER FREEWAY SUITE 200 IRVING, TX. 75062 800-447-1953 972-719-5900</p> <p>-PALOMA (WATER HEATERS - CONDON CO.) 2916 S. FOX ENGLAND, CO. 80110 800-673-3507</p> <p>-PALOMA (WATER HEATERS - CONDON CO.) 1103 N. 36th STREET SEATTLE, WA. 98103 800-824-7337</p> <p>-CARRIER CORPORATION (AIR CONDITIONING) 6304 CARRIER PARKWAY SYRACUSE, NY. 13221 DEBORAH ROY-JONES 315-432-7441 800-690-1086</p> <p>-LOREN COOK COMPANY (EXHAUST FANS) 2015 E. DALE SPRINGFIELD, MISSOURI 65803-4637 417-869-6474</p> <p>-NORITZ AMERICA CORPORATION (HOT WATER HEATERS) 25172 ARCTIC OCEAN DR. SUITE 102 LAKE FOREST, CA. 92650 www.noritz.com</p> <p>-AMEREX CORPORATION (FIRE PROTECTION SYSTEMS) 1595 GADDEN HIGHWAY TRUSSVILLE, ALABAMA 35173-0081 205-655-3271 www.amerex-fire.com</p> <p>-HD SUPPLY (TOILETS, URINALS, FAUCETS) 1492 NORTH TECH BLVD. GILBERT, AZ. 85233-1022 RAY MYRABO. 480-747-0959 800-266-3400 EXT. 209 RAY MYRABO 782-980-3234</p> <p>-EVERPURE, INC. (WATER FILTERS) 3691 COMMERCIAL AVENUE NORTHEROOK, IL. 60062 800-227-5432 847-291-1674</p> | <p>-L.S.I. (MENU BOARDS) 3871 TURKEYFOOT ROAD ERLANGER, KY. 41018 RICK JORDON: 800-546-1515 EXT. 3607 513-793-3200</p> <p>-FEDERAL HEALTH SIGN CO. (SIGNS) 3985 TAMPA ROAD OLDSMAR, FL. 34677 FIONA PAUL. 813-855-4415 800-284-3284 EXT. 19</p> <p>-CUMMINGS SIGNS, INC. (SIGNS) 15 CENTURY BLVD. SUITE 200 NASHVILLE, TN. 37214 ANN BAKER. 800-489-1446 EXT. 358</p> <p>-ENTERA SIGNS (AWNINGS, CANOPIES & SIGNS) 1200 ENTERA DRIVE PANAMA CITY, FL. 32401 JOHN COLLINS 850-392-0823</p> <p>-SIGNASURESOURCE (EXTERIOR ILLUMINATED SIGNAGE) 6135 DISTRICT BLVD. MAYWOOD, CA. 90270 MICHAEL EHRENBERGER 323-216-0684</p> <p>-ALLEN INDUSTRIES, INC. (SIGNAGE) 4100 GHERATON COURT GREENSBORO, NC. 27410 BETTY SWAN. 888-294-2007 EXT. 3104</p> <p>-NORTHWEST SIGN INDUSTRIES (SIGNS) 360 CRIDER AVE. MOORESTOWN, NJ. 08057 MANISH JAISINGHANI 856-802-1677</p> <p>-LEKTRON INC. (PARAFIT LIGHT BANDS) 7450 E. 46th PL TULSA, OK. 74145 LARRY WARD OR JOHN FITZWILSON. 800-634-4059 OR 918-622-4978</p> <p>-FRANKE (KITCHEN EQUIPMENT, SMALLWARES) 800 AVIATION PARKWAY SMYRNA, TN. 37167 PETER DIAZ. 561-488-9422</p> <p>-QUALSERV (KITCHEN EQUIPMENT, SMALLWARES) 1400 SOUTH 28th STREET FORT SMITH, AR. 72408 DAVID KENSINGER. 803-776-2658 800-866-3774</p> <p>-H & K INTERNATIONAL (KITCHEN EQUIPMENT, SMALLWARES) 1845 SOUTH HENDERSON AVE DALLAS, TX. 75223 HEATHER VALVERDE. 214-818-3521 800-788-2445</p> <p>-INTERNATIONAL GOLD STORAGE (IGS) (WALK-IN COOLERS / FREEZERS, DRY STORAGE COMPARTMENTS) 215 EAST 13th STREET ANDOVER, KS. 67002 DAVE KONECNY. 800-835-0001 316-218-4135</p> <p>-HM ELECTRONICS, INC. (HME) (DRIVE-THRU WIRELESS INTERCOMS, DRIVE-THRU SPEED OF SERVICE TIMERS, DIGITAL SURVEILLANCE SYSTEMS) 1410 STONE DRIVE POWAY, CA. 92064 LISA JOKINEN. 800-848-4468</p> <p>-3M COMMERCIAL CARE DIVISION - FOOD SERVICE BUSINESS (DRIVE-THRU COMMUNICATION PRODUCTS, MAINTENANCE PRODUCTS, MATINGS AND TRACTION PRODUCTS, MONITOR STRIPS, TAPES AND DISPENSERS, LAMINATING SYSTEMS) 3M CENTER BLDG. 225-2N-20 ST. PAUL, MN. 55144-1000 651-737-0792 LILLIA TASHUK GENERAL PRODUCTS 800-648-4545</p> <p>-TEXAS DIGITAL SYSTEMS, INC. (ORDER/PRICE CONFIRMATION DISPLAYS) 400 TECHNOLOGY PARKWAY COLLEGE STATION, TX. 77845 DAVID MCDONALD. 979-695-9378 800-468-3031</p> | <p>-INTEGRATED CONTROL CORP. (KITCHEN MINDER) 748 PARK AVENUE HUNTINGTON, NY 11743 ROBERTA SALERNO. 631-673-5100 OR 877-422-8788</p> <p>-DUKE MANUFACTURING (PRODUCT HOLDING UNTIS) 2305 NORTH BROADWAY ST. LOUIS MO. 63102 BILL ROSE 314-231-1180 EXR. 335 800-735-3853</p> <p>-FRYMASTER CORPORATION (FRYERS) 9995 SW 12nd STREET SUITE 108 MIAMI, FL. 33173 RICK GARCIA. 800-271-5035 800-221-4583</p> <p>-GAYLORD INDUSTRIES (HOODS) 10900 SOUTH AVERY STREET TUALATIN, OR. 97062 503-691-2010 800-547-4040</p> <p>-HALTON COMPANY (HOODS) 101 INDUSTRIAL DRIVE SCOTTSVILLE, KY. 42164 JEFF HILBERT 800-565-2981 EXT. 4479</p> <p>-NIEGO CORPORATION (BROLLERS) 7950 CAMERON DRIVE WINDSOR, CA. 95492 EDWARD BAKER SR. 707-284-7100 800-821-2141</p> <p>-FITCO (FRYERS) 10 FERRY STREET CONCORD, NH. 03301 MARK MCCABE. 603-230-5563 800-258-3708</p> <p>-TAYLOR COMPANY (SHAKE MACHINE, FROZEN BEVERAGE MACHINE) 1780 NORTH COMMERCE PKWY WESTON, FL. 33326 RAUL PIEDRA. 954-217-9100 EXT. 122 800-940-4848 EXT. 122</p> <p>-KDZ PLAY INC. (KIDSPACE) (PLAYGROUND MANUFACTURER) 55 SANFORD FLEMING DR. COLLINGWOOD, ONTARIO CANADA L4Y 4B2 ROB BUTLER. 800-668-0206 EXT. 223</p> <p>-PLAY SYSTEMS (DIV. OF SUPERIOR INT. INDUSTRIES, INC.) (PLAYGROUND MANUFACTURER) 1050 COLUMBIA DR. CARROLLTON, GA. 30117 DAVID HYAMS. 800-327-8774</p> <p>-SFI INDUSTRIES (PLAYGROUND MANUFACTURER) BOX 100, R.S. #2, JOINT ST. SHALLOW LAKE ON, NOH 2KO CANADA ROB WALKER 519-935-3543 EXT. 243 rcad@spiplastics.com</p> <p>-SOFT PLAY, LLC. (PLAYGROUND MANUFACTURER) (SAFETY SURFACING) (NON-CONTAINED PLAY EQUIPMENT) 13620 EAST REESE BLVD. SUITE 300 HUNTERSVILLE, NC. 28078 KEN SCHOEBER. 800-782-5729 704-948-3448 kens@softplay.com</p> <p>-SOFT PLAY EUROPE USA - 705-875-6550 INTERNATIONAL EXCEPT EUROPE 704-875-6550 EUROPE 013243840560</p> <p>-HAINES, JONES, AND CADBURY (PACKAGE PRICING ON MULTIPLE ITEMS - PLUMBING, TILE, RESTROOM ACCESSORIES, ETC.) 310 SW 24TH STREET BENTONVILLE, AR. 72712 KATHERINE HARRIS 800-459-7099</p> | | | | | | | | |
| <p>DIVISION 9 - FINISHES</p> <p>-INTERCERAMIC TILE COMPANY (FLOOR AND WALL TILE) 2333 SOUTH JUPITER ROAD GARLAND, TX. 75041 JEFF KELLIS - NATIONAL ACCOUNTS 817-851-2176 jkellis@interceramic.com www.interceramic.com</p> <p>-DAL-TILE (FLOOR TILE) 1707 OLD OKEECHOBEE ROAD WEST PALM BEACH, FL. 33409 VIVIAN TROUT 561-848-3675</p> <p>-SHERWIN WILLIAMS/DURON (PAINTS, COATINGS) 5790 HOFFNER AVENUE, SUITE 501 ORLANDO, FL. 32822 407-658-6280 (NATIONAL ACCTS. - LONN ROSELL)</p> <p>-GRANITE-FIANDRE (FLOOR TILE) 1159 BRYN MAWR ITASCA, IL. 60143 JAN DETER. 714-309-9551 jdet@eurowest.com</p> <p>-QUARRY TILE CO. (CERAMIC TILE) 509-556-2812 800-423-2808</p> <p>-ILLINOIS STATE PAINTERS (PAINT, COATINGS, NAT'L ACCT APPLICATORS) 650-904-4808</p> <p>-MARLITE (INTERIORS WALLS, DOORS & RESTROOMS COMPARTMENTS) 202 HARGER STREET DOVER, NH. 44622 800-377-1221 330-364-7561</p> <p>-CORONADO PAINT (PAINT, COATINGS) www.coronadpaint.com 336-626-6461</p> <p>-SCHULLER (FLAT ROOFING) P.O. BOX 5108 DENVER, CO. 80217-5108 800-654-3103</p> <p>-DURO-LAST ROOFING (FLAT ROOFING) 525 MORLEY DRIVE SASINAW, MI. 48601 JOHN DEAL - 800-248-0280</p> | | | | <p>DIVISION 15 - MECHANICAL</p> <p>-RHEEM/RUUD (WATER HEATERS) 101 BELL ROAD MONTGOMERY, AL. 36117 334-280-1512</p> <p>-UNIVERSAL MANUFACTURING (F.R.P.) 5566 CRESTVIEW RD. MEMPHIS, TN. 38134 901-458-5881 EXT. 105 800-821-1414 EXT. 105</p> <p>-KEVLITE (F.R.P.) JOLIET, IL. 800-435-0080</p> <p>-PALOMA (WATER HEATERS - CONDON CO.) 2916 S. FOX ENGLAND, CO. 80110 800-673-3507</p> <p>-PALOMA (WATER HEATERS - CONDON CO.) 1103 N. 36th STREET SEATTLE, WA. 98103 800-824-7337</p> <p>-CARRIER CORPORATION (AIR CONDITIONING) 6304 CARRIER PARKWAY SYRACUSE, NY. 13221 DEBORAH ROY-JONES 315-432-7441 800-690-1086</p> <p>-LOREN COOK COMPANY (EXHAUST FANS) 2015 E. DALE SPRINGFIELD, MISSOURI 65803-4637 417-869-6474</p> <p>-NORITZ AMERICA CORPORATION (HOT WATER HEATERS) 25172 ARCTIC OCEAN DR. SUITE 102 LAKE FOREST, CA. 92650 www.noritz.com</p> <p>-AMEREX CORPORATION (FIRE PROTECTION SYSTEMS) 1595 GADDEN HIGHWAY TRUSSVILLE, ALABAMA 35173-0081 205-655-3271 www.amerex-fire.com</p> <p>-HD SUPPLY (TOILETS, URINALS, FAUCETS) 1492 NORTH TECH BLVD. GILBERT, AZ. 85233-1022 RAY MYRABO. 480-747-0959 800-266-3400 EXT. 209 RAY MYRABO 782-980-3234</p> <p>-EVERPURE, INC. (WATER FILTERS) 3691 COMMERCIAL AVENUE NORTHEROOK, IL. 60062 800-227-5432 847-291-1674</p> | | | | <p>SIGN, EQUIPMENT, PLAYGROUND AND DECOR</p> <p>-L.S.I. (MENU BOARDS) 3871 TURKEYFOOT ROAD ERLANGER, KY. 41018 RICK JORDON: 800-546-1515 EXT. 3607 513-793-3200</p> <p>-FEDERAL HEALTH SIGN CO. (SIGNS) 3985 TAMPA ROAD OLDSMAR, FL. 34677 FIONA PAUL. 813-855-4415 800-284-3284 EXT. 19</p> <p>-CUMMINGS SIGNS, INC. (SIGNS) 15 CENTURY BLVD. SUITE 200 NASHVILLE, TN. 37214 ANN BAKER. 800-489-1446 EXT. 358</p> <p>-ENTERA SIGNS (AWNINGS, CANOPIES & SIGNS) 1200 ENTERA DRIVE PANAMA CITY, FL. 32401 JOHN COLLINS 850-392-0823</p> <p>-SIGNASURESOURCE (EXTERIOR ILLUMINATED SIGNAGE) 6135 DISTRICT BLVD. MAYWOOD, CA. 90270 MICHAEL EHRENBERGER 323-216-0684</p> <p>-ALLEN INDUSTRIES, INC. (SIGNAGE) 4100 GHERATON COURT GREENSBORO, NC. 27410 BETTY SWAN. 888-294-2007 EXT. 3104</p> <p>-NORTHWEST SIGN INDUSTRIES (SIGNS) 360 CRIDER AVE. MOORESTOWN, NJ. 08057 MANISH JAISINGHANI 856-802-1677</p> <p>-LEKTRON INC. (PARAFIT LIGHT BANDS) 7450 E. 46th PL TULSA, OK. 74145 LARRY WARD OR JOHN FITZWILSON. 800-634-4059 OR 918-622-4978</p> <p>-FRANKE (KITCHEN EQUIPMENT, SMALLWARES) 800 AVIATION PARKWAY SMYRNA, TN. 37167 PETER DIAZ. 561-488-9422</p> <p>-QUALSERV (KITCHEN EQUIPMENT, SMALLWARES) 1400 SOUTH 28th STREET FORT SMITH, AR. 72408 DAVID KENSINGER. 803-776-2658 800-866-3774</p> <p>-H & K INTERNATIONAL (KITCHEN EQUIPMENT, SMALLWARES) 1845 SOUTH HENDERSON AVE DALLAS, TX. 75223 HEATHER VALVERDE. 214-818-3521 800-788-2445</p> <p>-INTERNATIONAL GOLD STORAGE (IGS) (WALK-IN COOLERS / FREEZERS, DRY STORAGE COMPARTMENTS) 215 EAST 13th STREET ANDOVER, KS. 67002 DAVE KONECNY. 800-835-0001 316-218-4135</p> <p>-HM ELECTRONICS, INC. (HME) (DRIVE-THRU WIRELESS INTERCOMS, DRIVE-THRU SPEED OF SERVICE TIMERS, DIGITAL SURVEILLANCE SYSTEMS) 1410 STONE DRIVE POWAY, CA. 92064 LISA JOKINEN. 800-848-4468</p> <p>-3M COMMERCIAL CARE DIVISION - FOOD SERVICE BUSINESS (DRIVE-THRU COMMUNICATION PRODUCTS, MAINTENANCE PRODUCTS, MATINGS AND TRACTION PRODUCTS, MONITOR STRIPS, TAPES AND DISPENSERS, LAMINATING SYSTEMS) 3M CENTER BLDG. 225-2N-20 ST. PAUL, MN. 55144-1000 651-737-0792 LILLIA TASHUK GENERAL PRODUCTS 800-648-4545</p> <p>-TEXAS DIGITAL SYSTEMS, INC. (ORDER/PRICE CONFIRMATION DISPLAYS) 400 TECHNOLOGY PARKWAY COLLEGE STATION, TX. 77845 DAVID MCDONALD. 979-695-9378 800-468-3031</p> | | | | <p>SIGN, EQUIPMENT, PLAYGROUND AND DECOR</p> <p>-CHARTER HOUSE INC. (SEATING & DECOR) 500 EAST 8th STREET, SUITE 1000 HOLLAND, MI. 49423 BARB ZILM. 800-314-7659 317-774-8880</p> <p>-SEATING CONCEPTS (SEATING & DECOR) 125 CONNELL STREET ROCKDALE, IL. 60436 BILLY OVERTON: 815-730-7980</p> <p>-FCC COMMERCIAL FURNITURE (DECOR) 8452 OLD HWY. 99 NORTH ROSEBURG, OR. 97470 VIRGIL OSBORNE: 541-673-3351 800-322-7329</p> <p>-CASABLANCA DESIGN GROUP (DECOR) 811 PICKENS INDUSTRIAL DRIVE MARIETTA, GA. 30026 COLLEEN SMITH: 770-672-6010 COLLEEN.SMITH@CDG.COM</p> <p>-FACILITY CONCEPTS, INC (DECOR) 7676 ZIENSVILLE ROAD INDIANAPOLIS, IN. 46268 CALVIN DURR: 800-418-8990 EXT. 303 CDURR@FACILITY-CONCEPTS.COM</p> <p>-INTERIOR SYSTEMS, INC (DECOR) 241 NORTH BROADWAY, SUITE 600 MILWAUKEE, WI. 53202 JIM ZIELINSKI: 414-232-3502 JZIELINSKI@IAMERICA.COM</p> <p>-RESTAURANT INTERIORS, INC. (DECOR ITEMS EXCEPT FURNITURE AND DIVIDER WALLS) MOUNTAIN CITY BUSINESS PARK 210 CONFEDERATE AVENUE JASPER, GA. 30143 STEVE BOURDEAU 706-253-4755 STEVE@RESTAURANTINTERIORSINC.US</p> <p>-ARMSTRONG STRATEGIC ACCOUNTS (AXIOM DECOR CEILING ELEMENTS) 2500 COLUMBIA AVENUE LANCASTER, PA. 17604 LOUIS JOHN: 407-697-6768 800-442-4212</p> | | | |
| <p>DIVISION 10 - SPECIALTIES</p> <p>-BOBRICK PRODUCTS (RESTROOM ACCESSORIES, TOILET PARTITIONS* AND HARDWARE) 225 HARGER STREET DOVER, NH. 44622 800-377-1221 330-364-7561</p> <p>-AMERICAN STANDARD (RESTROOM ACCESSORIES) 1 CENTENNIAL AVENUE PISCATAWAY, NJ. 08854 732-980-3234</p> <p>-ZURN INDUSTRIES (PLUMBING FIXTURES) 180 PITTSBURG AVENUE ERIE, PA. 16502 PAT MCQUILLAN: 877-575-4483</p> <p>-UNI-STRUCTURES, INC. (CANOPIES & AWNINGS) 8540 COBB CENTER DR. KENNESAW, GA. 30152 KRISTIN MATTS: 800-386-9864 EXT. 208 k.matts@unistructures.com</p> <p>-SAN JAMAR (RESTROOM ACCESSORIES & SUPPLIES) 555 KOOPMAN LANE ELKHORN, WI. 800-248-9826 EXT. 113 262-723-6133 EXT. 113 www.sanjamar.com</p> <p>-UNIVERSAL MANUFACTURING (RESTROOM ACCESSORIES) 5566 CRESTVIEW DR. MEMPHIS, TN. 38134 901-458-5881 EXT. 105 800-821-1414 EXT. 105</p> <p>-WORLD DRYER, CO. (HAND DRYERS) 5700 McDERMOTT DR. BERKELEY, IL. 60163 RICK STEFFEN: 708-449-6950</p> | | | | <p>DIVISION 16 - ELECTRICAL</p> <p>-LSI INDUSTRIES, INC. (INTERIOR AND EXTERIOR LIGHTING SURVEYS AND PHOTOMETRICS) 10000 ALLIANCE ROAD CINCINNATI, OH. 45242 RON LAMORE. 800-498-1800 EXT. 3375 513-793-3200</p> <p>-RUID LIGHTING, INC. (LIGHTING EQUIPMENT, SURVEYS AND PHOTOMETRICS) 9201 WASHINGTON AVENUE RACINE, WI. 53406-3712 800-236-7000 EXT. 3129 262-884-3104</p> <p>-3M SOUND PRODUCTS (DRIVE-THRU SOUND SYSTEM & SATELLITE ANTENNA) 3M CENTER BUILDING 551-W-01 ST. PAUL, MN. 55144 800-328-0033 612-733-8027</p> <p>-SECURITY PRODUCTS, INC. (REAR DOOR ALARM) 3050 CORAEL DRIVE SUITE B COARSEGOLD, CA. 95614 BOB BARR. 554-462-2710 800-452-5276</p> <p>-N.C.A. NATIONAL HVAC PRODUCTS, LLC. (MASTER CONTROL SYSTEM) 4585 140 AVENUE NORTH CLEARWATER, FL. 33762 877-550-0078</p> <p>-HILL PHOENIX POWER SYSTEMS DIVISION (FACTORY INTEGRATED SWITCH GEAR) 2050 EAST PARK DRIVE CONYERS, GA. 30015 PRICING: 770-285-3251 eop@powerkinghillphoenix.com</p> | | | | <p>MISCELLANEOUS</p> <p>-HAINES, JONES, AND CADBURY (PACKAGE PRICING ON MULTIPLE ITEMS - PLUMBING, TILE, RESTROOM ACCESSORIES, ETC.) 310 SW 24TH STREET BENTONVILLE, AR. 72712 KATHERINE HARRIS 800-459-7099</p> | | | | | | | |

WARREN JOHNSON ARCHITECTS, INC.
19 N. GREELEY STREET
PALATINE, ILLINOIS 60067
TEL. 847.359.4616
FAX 847.359.4641



| | |
|--|------------|
| ISSUE DATES / REVISIONS | |
| | |
| | |
| | |
| | |
| | |
| | |
| | |
| | |
| | |
| | |
| PERMIT SUBMITTAL | 0/00/15 |
| NO. DESCRIPTION | DATE |
| 01 WARREN JOHNSON ARCHITECTS, INC. 2015 | |
| THESE DOCUMENTS ARE THE PROPERTY OF WARREN JOHNSON ARCHITECTS, INC. IF THEY ARE TO BE REUSED, COPIED OR REPRODUCED WITHOUT WRITTEN PERMISSION FROM THE AUTHOR. | |
| DRAWN BY: | T. WILLIE |
| CHECKED BY: | N. JOHNSON |
| DATE: | 11.30.15 |
| PROJECT No: | 15014 |

BURGER KING STORE #5735
2110 W. GALENA BLVD.
AURORA, IL 60506

MANUFACTURER CONTACTS

This drawing contains proprietary information by Seating Concepts. Unauthorized use or reproduction is prohibited without expressed written consent of Seating Concepts.

Seating Concepts 125 Connell Ave. Rockdale, IL 60436

Decor Drawings:

* These plans are produced from architects drawings received:11-30-15 REV

General Notes

1. Do not scale off plans. Call Seating Concepts to verify any questionable dimensions - 815.730.7980
2. Dimensions are for design intent only.
3. Seating Concepts has prepared these pages as accurately as possible with the information provided. The owner understands that adjustments to the final locations of equipment and/or furniture placement may be required at the owner's expense due to discrepancies based on actual job site dimensions and conditions.
4. Refer to architectural drawings for complete and accurate dimensions of building structure.
5. These documents are the property of Seating Concepts.
6. These documents may not be copied, reproduced, used, or implemented in any way, without the consent of Seating Concepts.
7. Seating Concepts is not responsible for deviations, changes, additions, or deletions not reviewed and approved in advance by Seating Concepts.

Construction

1. The GC shall verify all dimensions and conditions on the job site and notify Seating Concepts of all discrepancies prior to starting work.
2. GC is to review Seating Concepts plans against the architectural drawing set they are using on site. GC shall notify Seating Concepts immediately if they notice discrepancies.
3. Dimensions marked GC to Verify must be verified and the measurements recorded to Seating Concepts. Failure to communicate verified dimensions to Seating concepts could result in a delay of decor fabrication and possible delay of shipment.
4. GC to locate thermostats and sensors and move accordingly so they do not interfere with decor.
5. GC to refer to elevations for typical wall finishes.

Finish Specification & Ordering of Materials

1. The building specifications have multiple options to choose from. Seating Concepts shows all the options in the specification sheets for the Owner/GC to select from. Seating Concepts does not select the option to be used. This is for the wall tile, floor tile, paint, and ceiling finishes.
2. GC to order by complete specification, including series, item number and color. Any discrepancies should be communicated to Seating Concepts immediately.
3. Changes to finishes as requested by owner after materials are ordered may result in owner assuming restocking fees or other additional costs associated with a re-selection.

Tile

Wall Tile

1. All outside corners of the tile walls to receive edge protection per trim schedule TR-3L. TR-3L trim is also located where tile transitions to paint or vinyl wall covering. GC is responsible for ordering the correct size trim system for installation.
2. Tile patterns are shown on elevations for representation of install pattern only. Do not scale from drawings.
3. GC to insure wall tile specified in restrooms and food service/prep areas meet the local health code requirements.
4. Recommended grout joint is 1/8".

Floor Tile

1. Base tile to be located from elevations.
2. Base tile in kitchen must match floor finish specification for kitchen tile.
3. It is the responsibility of the GC to account for variance in tile thickness to insure a flush floor tile installation.
4. If cove base tile is used the GC must install cove base to be flush with floor tile.
5. Recommended grout joint is 1/8".
6. GC must apply grout sealer.

Decor Package:

* All Designs must be approved by Burger King Corporation.

Ceiling

1. GC must coordinate all existing HVAC and lighting with interior decor.

Electrical

1. All electrical outlets are located 18" A.F.F. unless otherwise noted.
2. All power and data to come from ceiling unless noted otherwise.
3. All electrical fixtures, wiring, and installation to be UL approved.
4. Pendants are to be centered over table top once final installation of seating is complete.

Installation

1. GC is to inspect Seating Concepts product upon delivery. Notice of damage must be given within 24 hours of delivery. Any damage noted after this time period will become the responsibility of the GC and will be repaired or replaced at the GC's expense.
2. GC is responsible to protect product during and after installation. Seating Concepts will not be responsible for product replacement due to misuse by others during and/or after installation.
3. GC to refer to installation pages included in the installation instructions packet sent with the decor.
4. GC is responsible to insure appropriate installation of metalwork as required for table tops designated as ADA compliant.

Drawing Index:

- * ID-1 Cover Sheet
- * ID-2 Seating Layout
- * ID-3 Furniture Finish Layout
- * ID-4 Wall Finish Layout
- * ID-5 Pendant, Soffit, Graphic Layout
- * ID-6 Flooring Layout
- * ID-7 Interior Elevations
- * ID-8.0 Interior Elevations
- * ID-9 Furniture Finish Specifications
- * ID-10 Interior Building Specifications
- * ID-11 Interior Building Specifications
- * ID-12 Interior Building Specifications
- * ID-13 Interior Building Specifications
- * ID-14 Product Images
- * ID-15 Product Details
- * ID-16 FSC Details

Project Contacts:

Please contact one of the following Seating Concepts team members to address any concerns you may have:

Customer Service:
Ken Hibben 815.730.7980 x 2253
Linda Bender 815.730.7980 x 2224
Alyson Simek 815.730.7980 x 2206

Interior Design:
Samantha Uthe 815.730.7980 x 2251
Lori Manion 815.730.7980 x 2242
Iwona Letocha 815.730.7980 x 2273
Sandra Chavez: 815.730.7980 x 2221
Niha Prasad: 815.730.7980

**After delivery of decor if you have any questions please contact customer service at 815.730.7980



| | |
|------------------|----------------------|
| PROJECT: | Improved 20/20 Light |
| LOCATION: | AURORA, IL |
| ADDRESS: | 2110 W. GALENA BLVD. |
| STORE #: | 5735 |
| DRAWN BY: | NP |
| PROJECT MANAGER: | Zach DePyssler |
| SALES MANAGER: | Linda Bender |

| DATE: | 09-02-15 | | |
|------------------|----------|--------------------------|----------|
| REVISION HISTORY | | | |
| DATE | REV # | DESCRIPTION | INITIALS |
| 09-02-15 | 1 | REVISE PER SCI REVIEW | NP |
| 09-06-15 | 2 | NEW CAD | NP |
| 09-09-15 | 3 | REVISE PER SCI REVIEW | NP |
| 12-01-15 | 4 | NEW SHELL | NP |
| 01-08-16 | 5 | ADD WASHERS FOR GRAPHICS | NP |
| 02-01-16 | 6 | NOTES/ DIMENSIONS | NP |
| 02-01-16 | 7 | REVISE PER SCI REVIEW | NP |
| 02-05-16 | 8 | REVISE BOOTH & DW HEIGHT | NP |
| 02-09-16 | 9 | PER SALES & ARCHITECT | LCM |

| | |
|----------------|-------------|
| DRAWING TITLE: | Cover Sheet |
| SCALE: | NTS |
| ID-1 | |

| STEEL KEY | TTOP | TTOP/OFF | FREE STANDING | SP | SP-522 | SP-522-HC | MISC. SYMBOLS | RETOFIT PRODUCT (NEW OF EXISTING STEEL) | FREESTANDING CHAIR | FREESTANDING BARSTOOL | DRUM STOOL | SOFT SEATING |
|--------------|------|----------|---------------|----|--------|-----------|---------------|---|--------------------|-----------------------|------------|--------------|
| CORE DRILLED | | | | | | | | | | | | |

| SEATING AND TABLE SCHEDULE | TABLE TOP STYLES | | | | | | | | | | |
|----------------------------|------------------|--------|--------|--------|--------|--------|--------|---------|---------|--|---------------------------|
| | SINGLES | 2 TOPS | 3 TOPS | 4 TOPS | 5 TOPS | 6 TOPS | 8 TOPS | 10 TOPS | 12 TOPS | | |
| TABLE TOP QUANTITY | 1 | 2 | - | 7 | - | - | - | 1 | - | | |
| SEAT QUANTITY | 2 | 4 | - | 28 | - | - | - | 10 | - | | |
| ADA ACCESSIBLE SEATING: 3 | | | | | | | | | | | TOTAL NUMBER OF SEATS: 44 |

FLOOR PLAN KEY

ELEVATION TAG **1**

SEATING Concepts

125 Connell Ave
Rockdale, IL 60436

www.seating-concepts.com

T: 815.730.7980 F: 815.730.7969

This drawing contains proprietary information by Seating Concepts. Unauthorized use or reproduction is prohibited without expressed written consent of Seating Concepts.

Project Contacts:

Please contact one of the following Seating Concepts team members to address any concerns you may have:

Customer Service:
 Ken Hibben 815.730.7980 x 2253
 Linda Bender 815.730.7980 x 2224
 Alyson Simek 815.730.7980 x 2206

Interior Design:
 Samantha Uthe 815.730.7980 x 2251
 Lori Manion 815.730.7980 x 2242
 Iwona Letocha 815.730.7980 x 2273
 Sandra Chavez 815.730.7980 x 2221
 Niha Prasad 815.730.7980

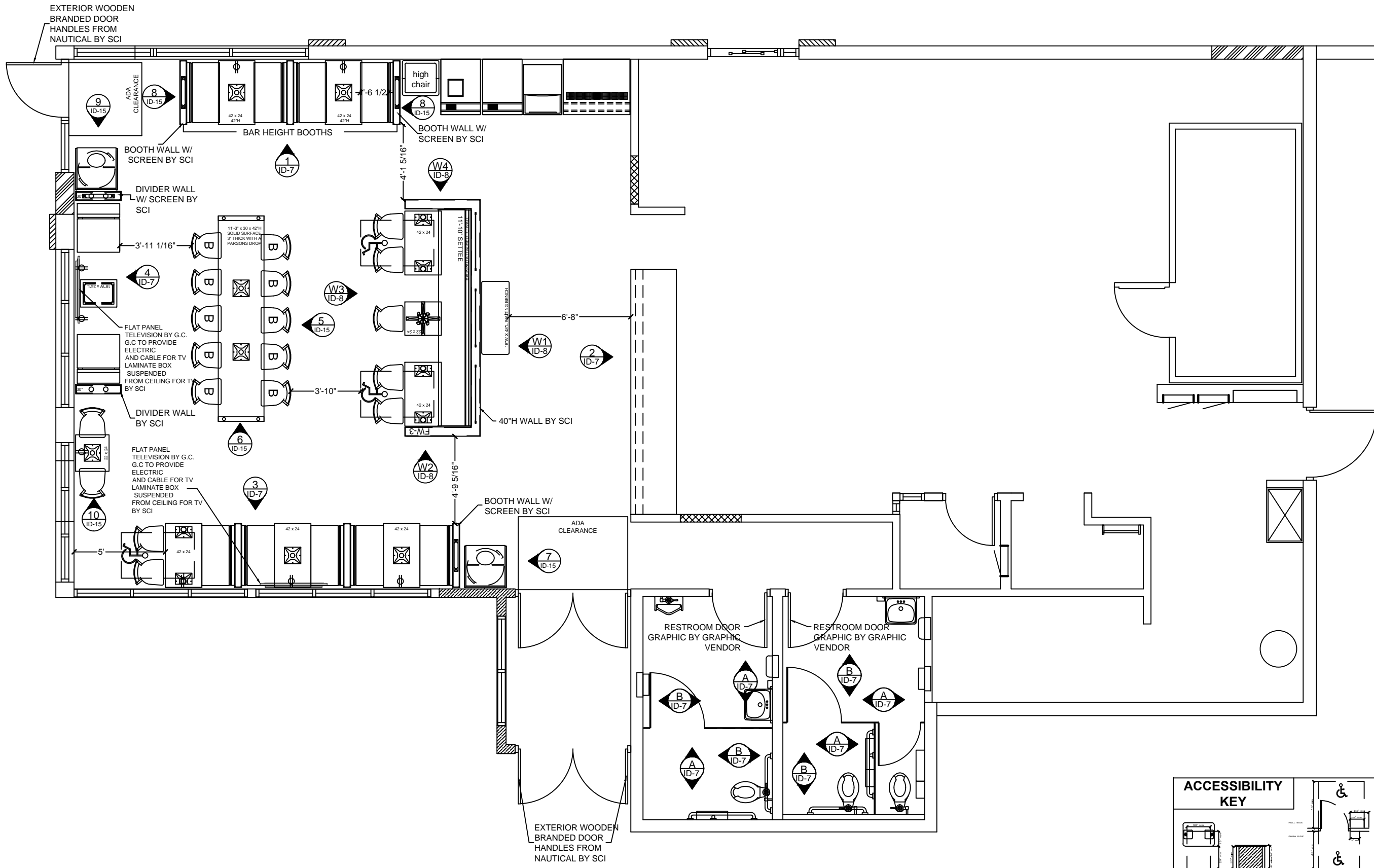
**After delivery of decor if you have any questions please contact customer service at 815.730.7980



| | |
|------------------|----------------------|
| PROJECT: | Improved 20/20 Light |
| LOCATION: | AURORA, IL |
| ADDRESS: | 2110 W. GALENA BLVD. |
| STORE #: | 5735 |
| DRAWN BY: | NP |
| PROJECT MANAGER: | Zach DePyssler |
| SALES MANAGER: | Linda Bender |

| DATE: | 09-02-15 | | |
|------------------|----------|--------------------------|----------|
| REVISION HISTORY | | | |
| DATE | REV # | DESCRIPTION | INITIALS |
| 09-02-15 | 1 | REVISE PER SCI REVIEW | NP |
| 09-06-15 | 2 | NEW CAD | NP |
| 09-09-15 | 3 | REVISE PER SCI REVIEW | NP |
| 12-01-15 | 4 | NEW SHELL | NP |
| 01-06-16 | 5 | ADD WASHERS FOR GRAPHICS | NP |
| 02-01-16 | 6 | NOTES/ DIMENSIONS | NP |
| 02-01-16 | 7 | REVISE PER SCI REVIEW | NP |
| 02-05-16 | 8 | REVISE BOOTH & DW HEIGHT | NP |
| 02-09-16 | 9 | PER SALES & ARCHITECT | LCM |

| | |
|----------------|----------------|
| DRAWING TITLE: | Seating Layout |
| SCALE: | 3/16" = 1'-0" |
| ID-2 | |



ACCESSIBILITY KEY

ADA COMPLIANT MIN. CLEARANCES AT TABLES

MANEUVERING CLEARANCES AT DOORS

11 x 17 SIZE FORMAT

This drawing contains proprietary information by Seating Concepts. Unauthorized use or reproduction is prohibited without expressed written consent of Seating Concepts.

Project Contacts:

Please contact one of the following Seating Concepts team members to address any concerns you may have:

Customer Service:
Ken Hibben 815.730.7980 x 2253
Linda Bender 815.730.7980 x 2224
Alyson Simek 815.730.7980 x 2206

Interior Design:
Samantha Uthe 815.730.7980 x 2251
Lori Manion 815.730.7980 x 2242
Iwona Letocha 815.730.7980 x 2273
Sandra Chavez: 815.730.7980 x 2221
Niha Prasad: 815.730.7980

**After delivery of decor if you have any questions please contact customer service at 815.730.7980



PROJECT:
Improved 20/20 Light

LOCATION:
AURORA, IL

ADDRESS:
2110 W. GALENA BLVD.

STORE #:
5735

DRAWN BY:
NP

PROJECT MANAGER:
Zach DePyssler

SALES MANAGER:
Linda Bender

DATE:
09-02-15

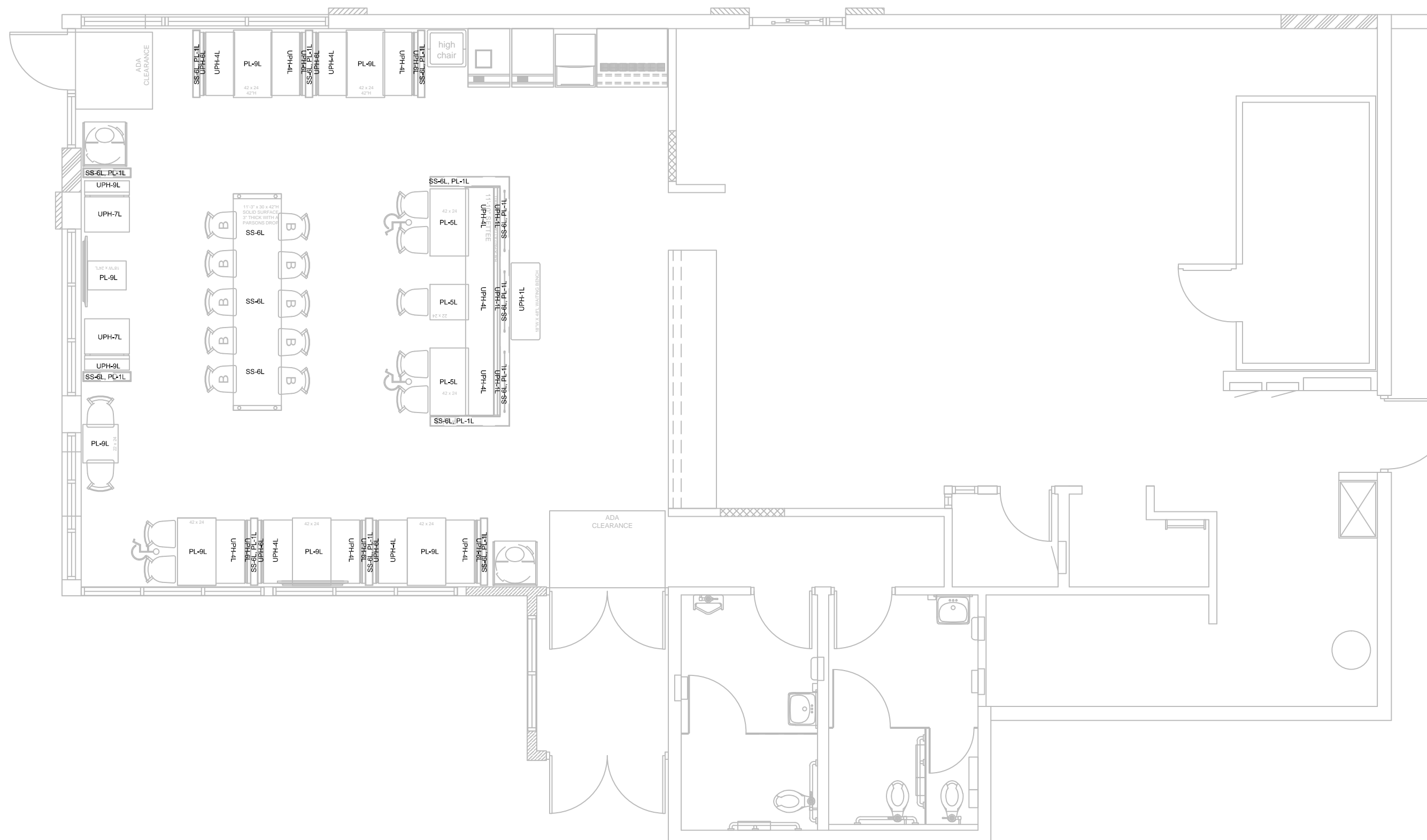
| REVISION HISTORY | | | |
|------------------|-------|--------------------------|----------|
| DATE | REV # | DESCRIPTION | INITIALS |
| 09-02-15 | 1 | REVISE PER SCI REVIEW | NP |
| 09-06-15 | 2 | NEW CAD | NP |
| 09-09-15 | 3 | REVISE PER SCI REVIEW | NP |
| 12-01-15 | 4 | NEW SHELL | NP |
| 01-06-16 | 5 | ADD WASHERS FOR GRAPHICS | NP |
| 02-01-16 | 6 | NOTES/ DIMENSIONS | NP |
| 02-01-16 | 7 | REVISE PER SCI REVIEW | NP |
| 02-05-16 | 8 | REVISE BOOTH & DW HEIGHT | NP |
| 02-09-16 | 9 | PER SALES & ARCHITECT | LCM |

DRAWING TITLE:
Finish Layout

SCALE:
3/16" = 1'-0"

ID-3

11 x 17 SIZE FORMAT



This drawing contains proprietary information by Seating Concepts. Unauthorized use or reproduction is prohibited without expressed written consent of Seating Concepts.

Project Contacts:

Please contact one of the following Seating Concepts team members to address any concerns you may have:

Customer Service:
Ken Hibben 815.730.7980 x 2253
Linda Bender 815.730.7980 x 2224
Alyson Simek 815.730.7980 x 2206

Interior Design:
Samantha Uthe 815.730.7980 x 2251
Lori Manion 815.730.7980 x 2242
Iwona Letocha 815.730.7980 x 2273
Sandra Chavez: 815.730.7980 x 2221
Niha Prasad: 815.730.7980

**After delivery of decor if you have any questions please contact customer service at 815.730.7980



PROJECT: Improved 20/20 Light

LOCATION: AURORA, IL

ADDRESS: 2110 W. GALENA BLVD.

STORE #: 5735

DRAWN BY: NP

PROJECT MANAGER: Zach DePyssler

SALES MANAGER: Linda Bender

DATE: 09-02-15

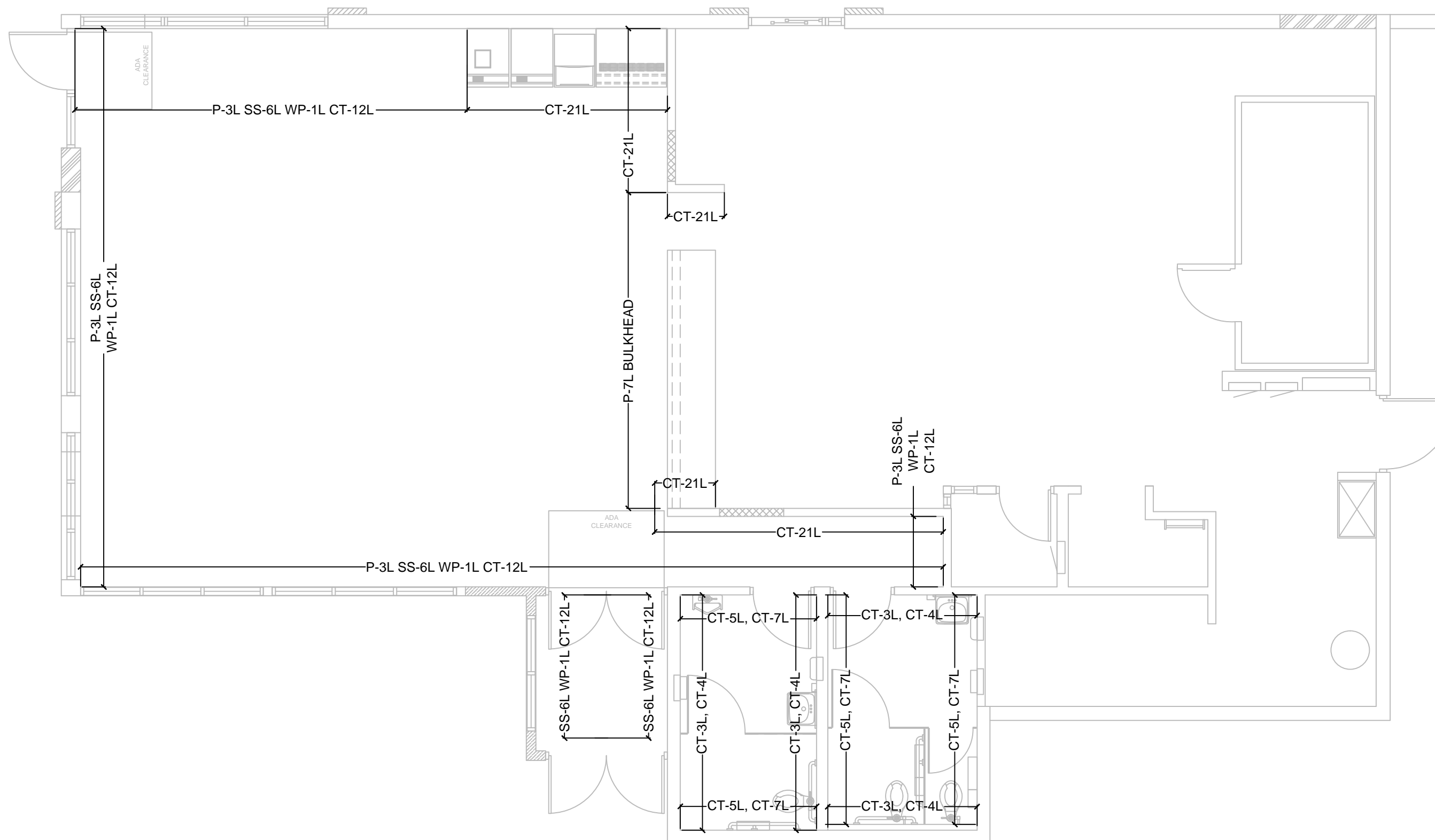
| REVISION HISTORY | | | |
|------------------|-------|--------------------------|----------|
| DATE | REV # | DESCRIPTION | INITIALS |
| 09-02-15 | 1 | REVISE PER SCI REVIEW | NP |
| 09-06-15 | 2 | NEW CAD | NP |
| 09-09-15 | 3 | REVISE PER SCI REVIEW | NP |
| 12-01-15 | 4 | NEW SHELL | NP |
| 01-06-16 | 5 | ADD WASHERS FOR GRAPHICS | NP |
| 02-01-16 | 6 | NOTES/ DIMENSIONS | NP |
| 02-01-16 | 7 | REVISE PER SCI REVIEW | NP |
| 02-05-16 | 8 | REVISE BOOTH & DW HEIGHT | NP |
| 02-09-16 | 9 | PER SALES & ARCHITECT | LCM |

DRAWING TITLE: Wall Finish Layout

SCALE: 3/16" = 1'-0"

ID-4

11 x 17 SIZE FORMAT



SEE SHEET ID-8 FOR MORE SOFFIT DETAILS

ALL PENDANTS TO BE HUNG @78" AFF FROM BOTTOM OF GLASS SHADE

GRAPHIC KEY

GRAPHIC DISPLAY

SEATING Concepts

125 Connell Ave
Rockdale, IL 60436

www.seating-concepts.com

T: 815.730.7980 F: 815.730.7969

This drawing contains proprietary information by Seating Concepts. Unauthorized use or reproduction is prohibited without expressed written consent of Seating Concepts.

Project Contacts:

Please contact one of the following Seating Concepts team members to address any concerns you may have:

Customer Service:
Ken Hibben 815.730.7980 x 2253
Linda Bender 815.730.7980 x 2224
Alyson Simek 815.730.7980 x 2206

Interior Design:
Samantha Uthe 815.730.7980 x 2251
Lori Manion 815.730.7980 x 2242
Iwona Letocha 815.730.7980 x 2273
Sandra Chavez 815.730.7980 x 2221
Niha Prasad: 815.730.7980

**After delivery of decor if you have any questions please contact customer service at 815.730.7980



PROJECT: Improved 20/20 Light

LOCATION: AURORA, IL

ADDRESS: 2110 W. GALENA BLVD.

STORE #: 5735

DRAWN BY: NP

PROJECT MANAGER: Zach DePyssler

SALES MANAGER: Linda Bender

DATE: 09-02-15

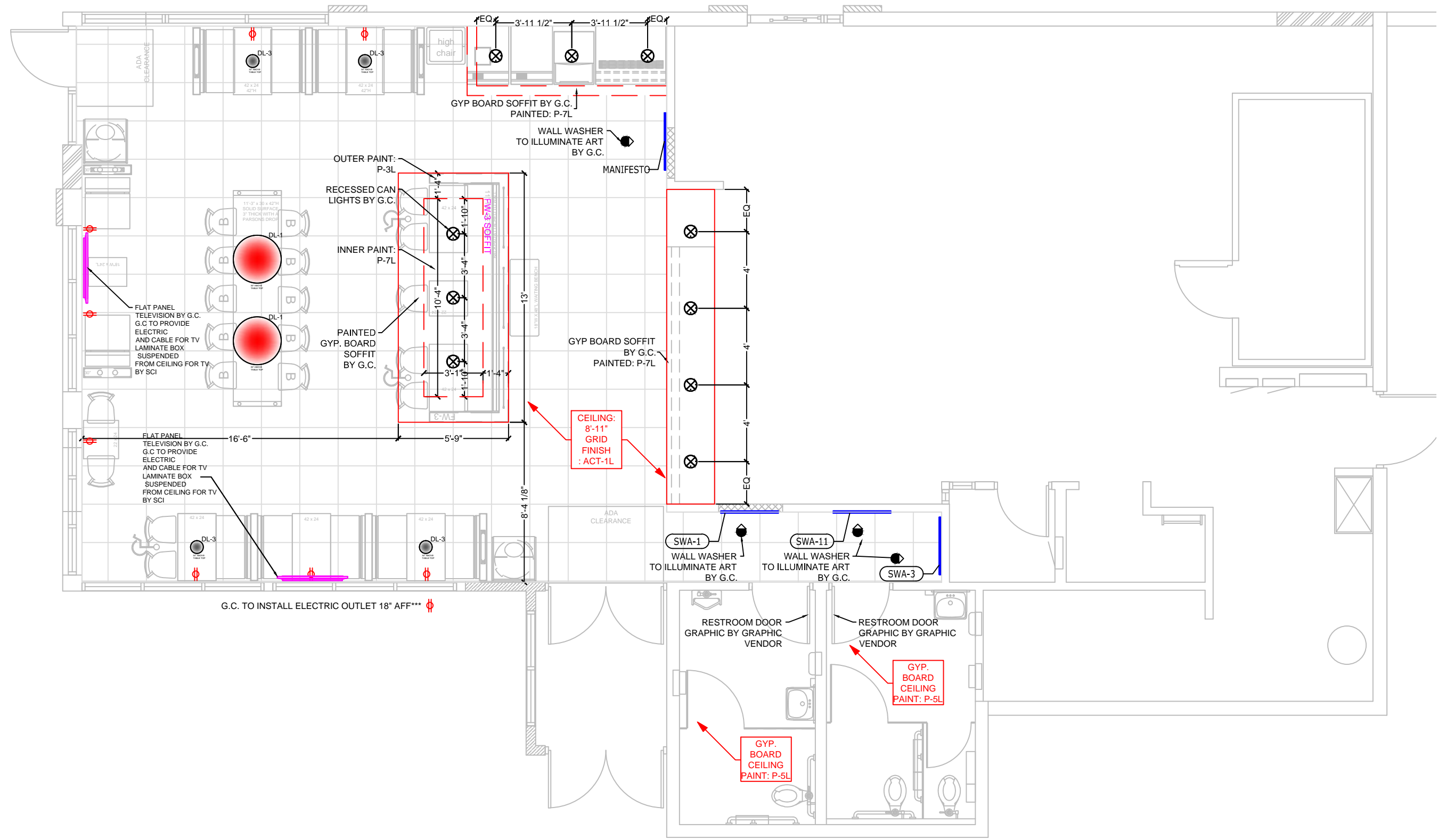
| REVISION HISTORY | | | |
|------------------|-------|--------------------------|----------|
| DATE | REV # | DESCRIPTION | INITIALS |
| 09-02-15 | 1 | REVISE PER SCI REVIEW | NP |
| 09-08-15 | 2 | NEW CAD | NP |
| 09-09-15 | 3 | REVISE PER SCI REVIEW | NP |
| 12-01-15 | 4 | NEW SHELL | NP |
| 01-08-16 | 5 | ADD WASHERS FOR GRAPHICS | NP |
| 02-01-16 | 6 | NOTES/ DIMENSIONS | NP |
| 02-01-16 | 7 | REVISE PER SCI REVIEW | NP |
| 02-05-16 | 8 | REVISE BOOTH & DW HEIGHT | NP |
| 02-09-16 | 9 | PER SALES & ARCHITECT | LCM |

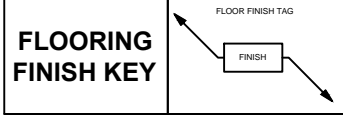
DRAWING TITLE: Pendant Soffit Graphic Layout

SCALE: 3/16" = 1'-0"

ID-5

11 x 17 SIZE FORMAT





SEATING Concepts
 125 Connell Ave
 Rockdale, IL 60436
www.seating-concepts.com
 T: 815.730.7980 F: 815.730.7969

This drawing contains proprietary information by Seating Concepts. Unauthorized use or reproduction is prohibited without expressed written consent of Seating Concepts.

Project Contacts:
 Please contact one of the following Seating Concepts team members to address any concerns you may have:

Customer Service:
 Ken Hibben 815.730.7980 x 2253
 Linda Bender 815.730.7980 x 2224
 Alyson Simek 815.730.7980 x 2206

Interior Design:
 Samantha Uthe 815.730.7980 x 2251
 Lori Manion 815.730.7980 x 2242
 Iwona Letocha 815.730.7980 x 2273
 Sandra Chavez: 815.730.7980 x 2221
 Niha Prasad: 815.730.7980

**After delivery of decor if you have any questions please contact customer service at 815.730.7980



PROJECT: Improved 20/20 Light

LOCATION: AURORA, IL

ADDRESS: 2110 W. GALENA BLVD.

STORE #: 5735

DRAWN BY: NP

PROJECT MANAGER: Zach DePyssler

SALES MANAGER: Linda Bender

DATE: 09-02-15

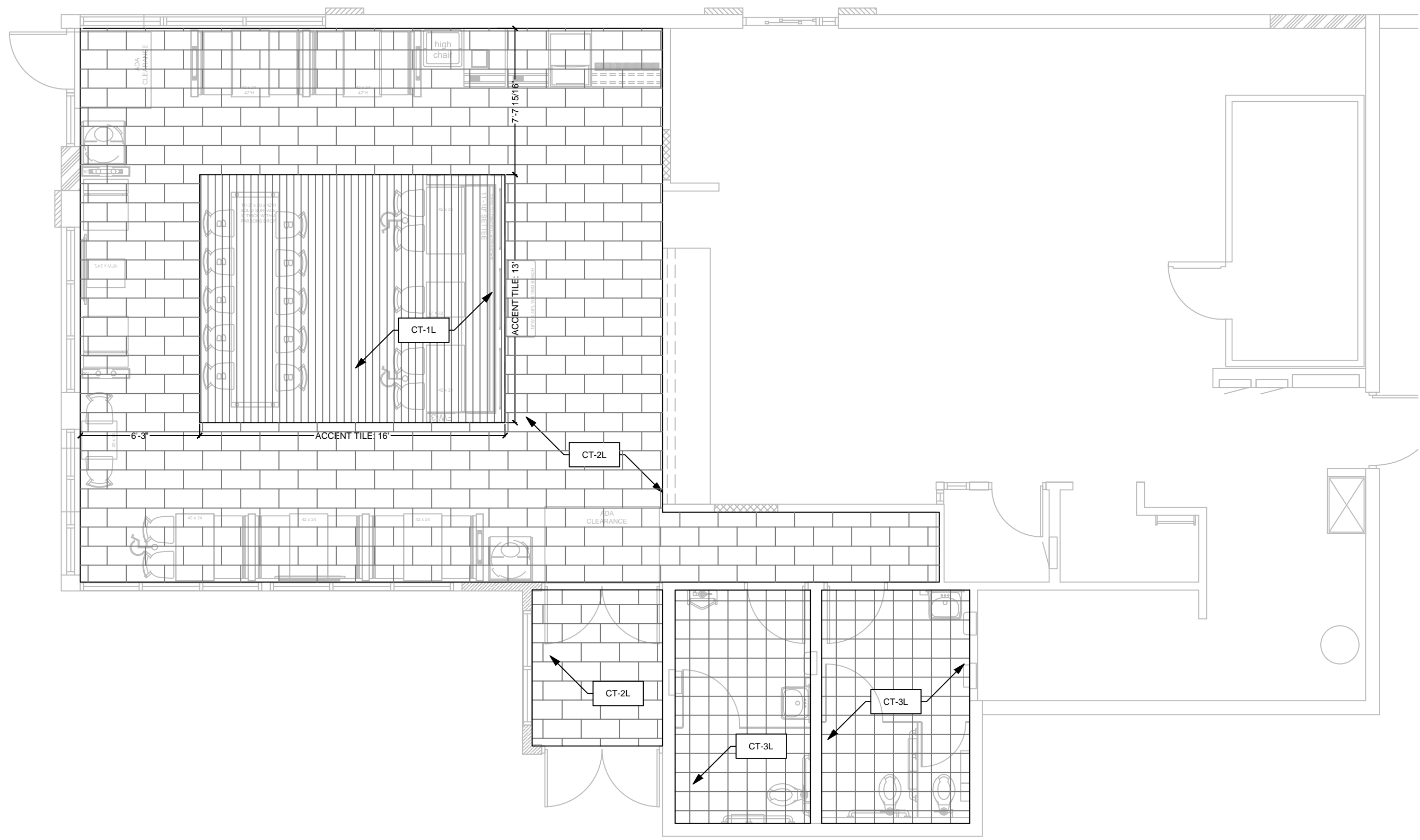
| REVISION HISTORY | | | |
|------------------|-------|--------------------------|----------|
| DATE | REV # | DESCRIPTION | INITIALS |
| 09-02-15 | 1 | REVISE PER SCI REVIEW | NP |
| 09-06-15 | 2 | NEW CAD | NP |
| 09-09-15 | 3 | REVISE PER SCI REVIEW | NP |
| 12-01-15 | 4 | NEW SHELL | NP |
| 01-06-16 | 5 | ADD WASHERS FOR GRAPHICS | NP |
| 02-01-16 | 6 | NOTES/ DIMENSIONS | NP |
| 02-01-16 | 7 | REVISE PER SCI REVIEW | NP |
| 02-05-16 | 8 | REVISE BOOTH & DW HEIGHT | NP |
| 02-09-16 | 9 | PER SALES & ARCHITECT | LCM |

DRAWING TITLE: Flooring Layout

SCALE: 3/16" = 1'-0"

ID-6

11 x 17 SIZE FORMAT



This drawing contains proprietary information by Seating Concepts. Unauthorized use or reproduction is prohibited without expressed written consent of Seating Concepts.

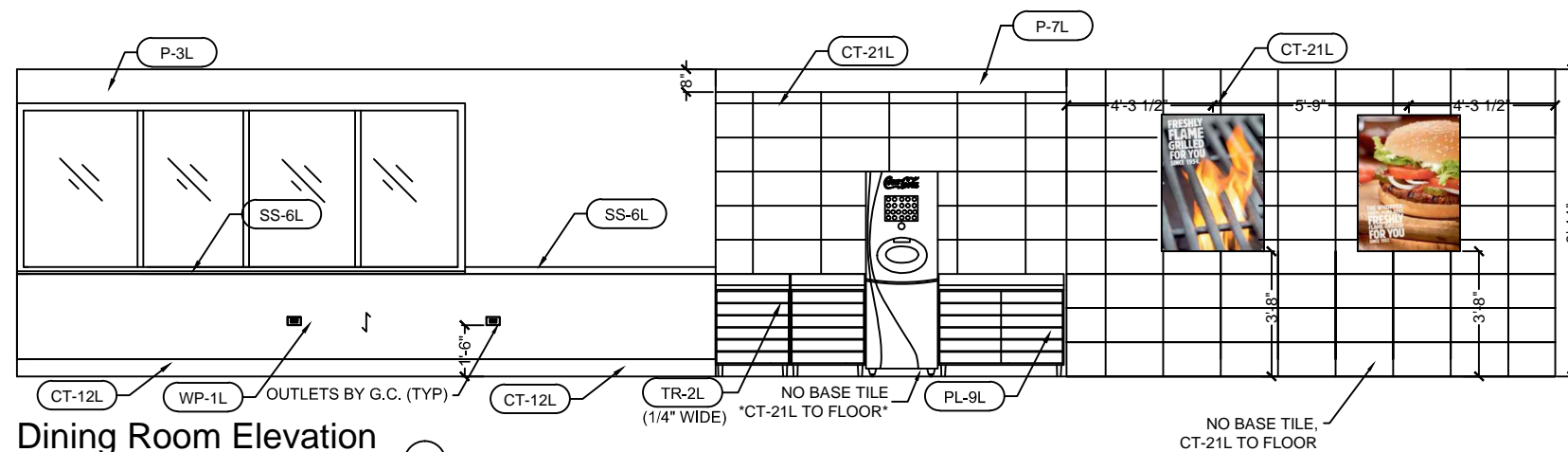
Project Contacts:

Please contact one of the following Seating Concepts team members to address any concerns you may have:

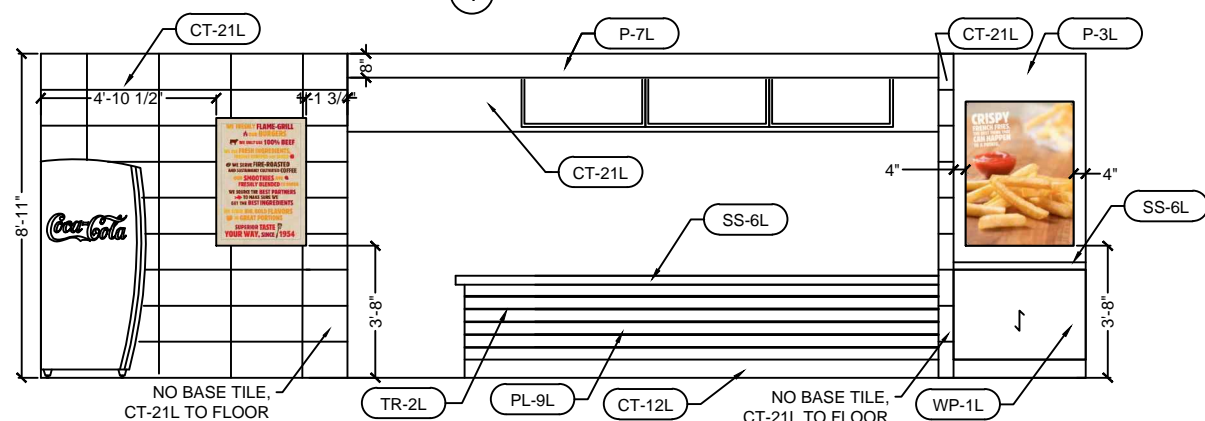
Customer Service:
Ken Hibben 815.730.7980 x 2253
Linda Bender 815.730.7980 x 2224
Alyson Simek 815.730.7980 x 2206

Interior Design:
Samantha Uthe 815.730.7980 x 2251
Lori Manion 815.730.7980 x 2242
Iwona Letocha 815.730.7980 x 2273
Sandra Chavez: 815.730.7980 x 2221
Niha Prasad: 815.730.7980

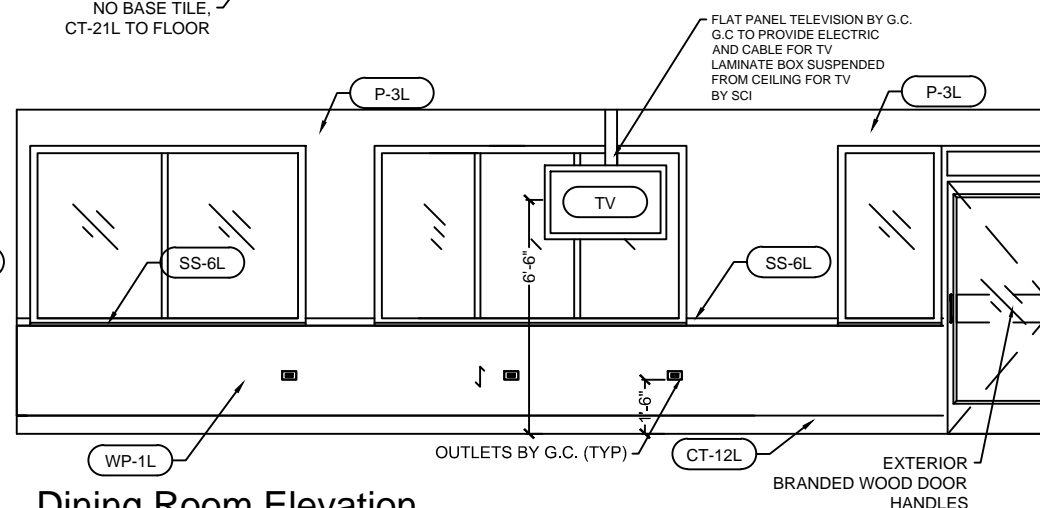
**After delivery of decor if you have any questions please contact customer service at 815.730.7980



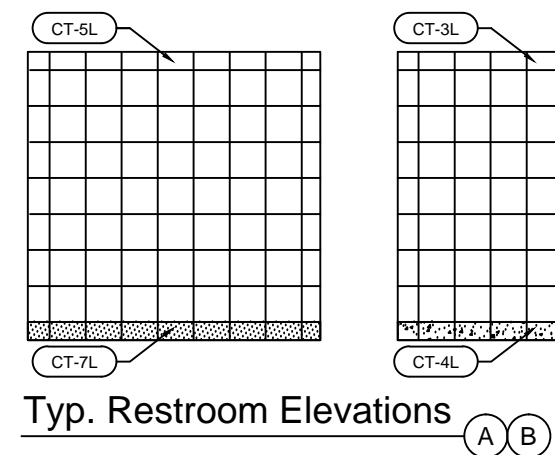
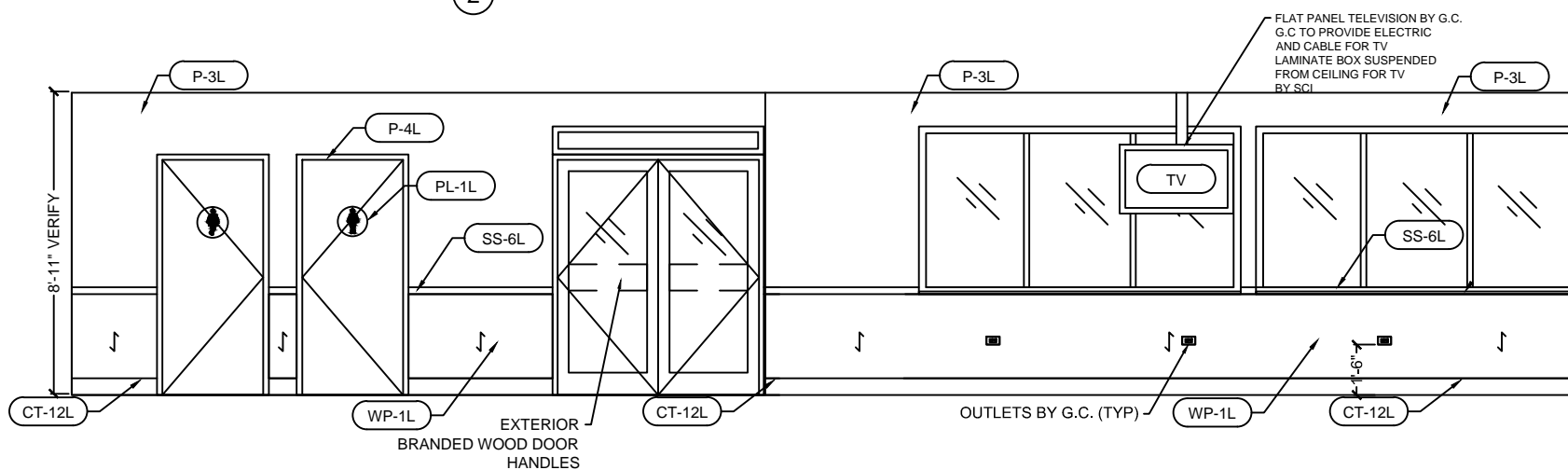
Dining Room Elevation 1



Dining Room Elevation 2



Dining Room Elevation 4



Typ. Restroom Elevations A B

PROJECT: Improved 20/20 Light

LOCATION: AURORA, IL

ADDRESS: 2110 W. GALENA BLVD.

STORE #: 5735

DRAWN BY: NP

PROJECT MANAGER: Zach DePyssler

SALES MANAGER: Linda Bender

DATE: 09-02-15

| REVISION HISTORY | | | |
|------------------|-------|--------------------------|----------|
| DATE | REV # | DESCRIPTION | INITIALS |
| 09-02-15 | 1 | REVISE PER SCI REVIEW | NP |
| 09-06-15 | 2 | NEW CAD | NP |
| 09-09-15 | 3 | REVISE PER SCI REVIEW | NP |
| 12-01-15 | 4 | NEW SHELL | NP |
| 01-08-16 | 5 | ADD WASHERS FOR GRAPHICS | NP |
| 02-01-16 | 6 | NOTES/ DIMENSIONS | NP |
| 02-01-16 | 7 | REVISE PER SCI REVIEW | NP |
| 02-05-16 | 8 | REVISE BOOTH & DW HEIGHT | NP |
| 02-09-16 | 9 | PER SALES & ARCHITECT | LCM |

DRAWING TITLE: Elevations

SCALE: 3/16" = 1'-0"

ID-7

11 x 17 SIZE FORMAT

This drawing contains proprietary information by Seating Concepts. Unauthorized use or reproduction is prohibited without expressed written consent of Seating Concepts.

Project Contacts:

Please contact one of the following Seating Concepts team members to address any concerns you may have:

Customer Service:
Ken Hibben 815.730.7980 x 2253
Linda Bender 815.730.7980 x 2224
Alyson Simek 815.730.7980 x 2206

Interior Design:
Samantha Uthe 815.730.7980 x 2251
Lori Manion 815.730.7980 x 2242
Iwona Letocha 815.730.7980 x 2273
Sandra Chavez 815.730.7980 x 2221
Niha Prasad 815.730.7980

**After delivery of decor if you have any questions please contact customer service at 815.730.7980



PROJECT: Improved 20/20 Light

LOCATION: AURORA, IL

ADDRESS: 2110 W. GALENA BLVD.

STORE #: 5735

DRAWN BY: NP

PROJECT MANAGER: Zach DePyssler

SALES MANAGER: Linda Bender

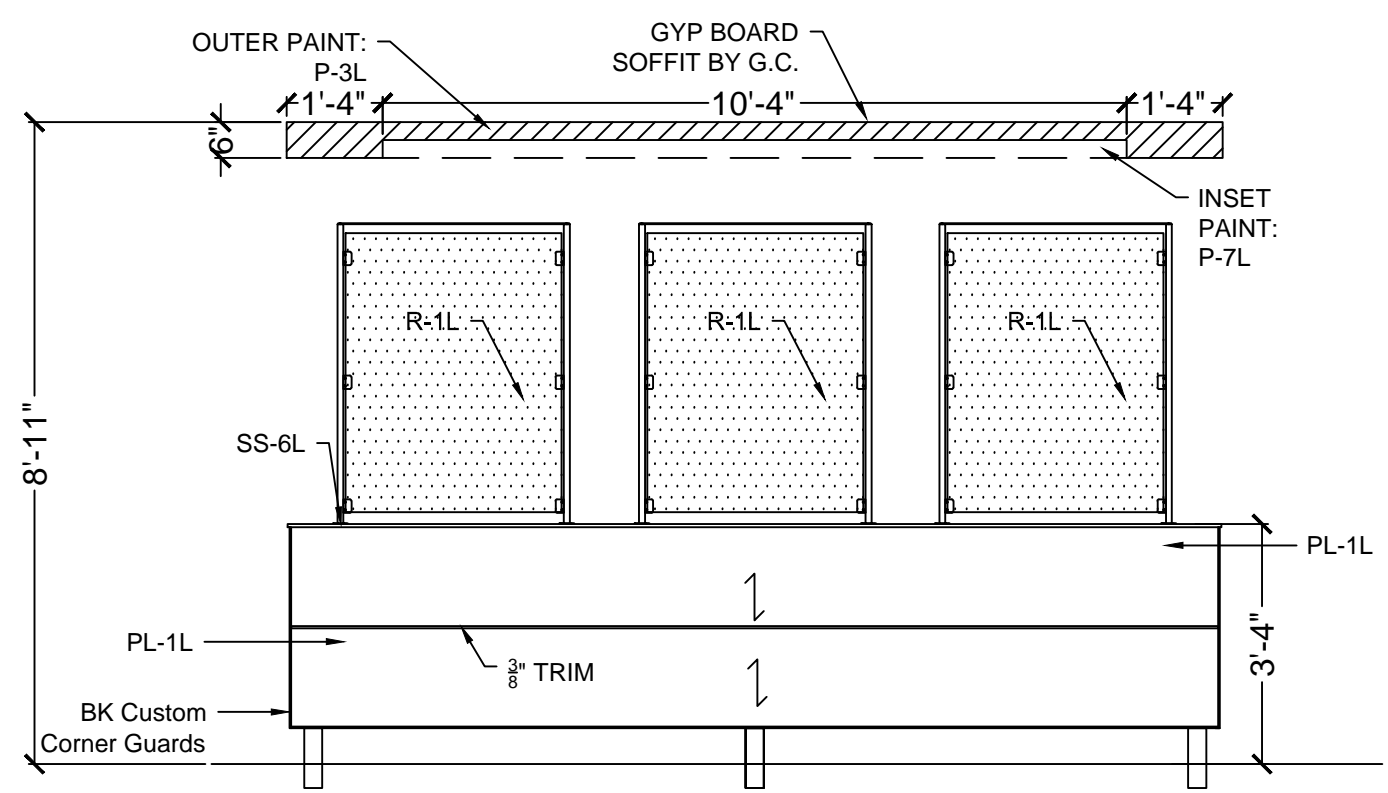
DATE: 09-02-15

| DATE | REV # | DESCRIPTION | INITIALS |
|----------|-------|--------------------------|----------|
| 09-02-15 | 1 | REVISE PER SCI REVIEW | NP |
| 09-08-15 | 2 | NEW CAD | NP |
| 09-09-15 | 3 | REVISE PER SCI REVIEW | NP |
| 12-01-15 | 4 | NEW SHELL | NP |
| 01-08-16 | 5 | ADD WASHERS FOR GRAPHICS | NP |
| 02-01-16 | 6 | NOTES/ DIMENSIONS | NP |
| 02-01-16 | 7 | REVISE PER SCI REVIEW | NP |
| 02-05-16 | 8 | REVISE BOOTH & DW HEIGHT | NP |
| 02-09-16 | 9 | PER SALES & ARCHITECT | LCM |

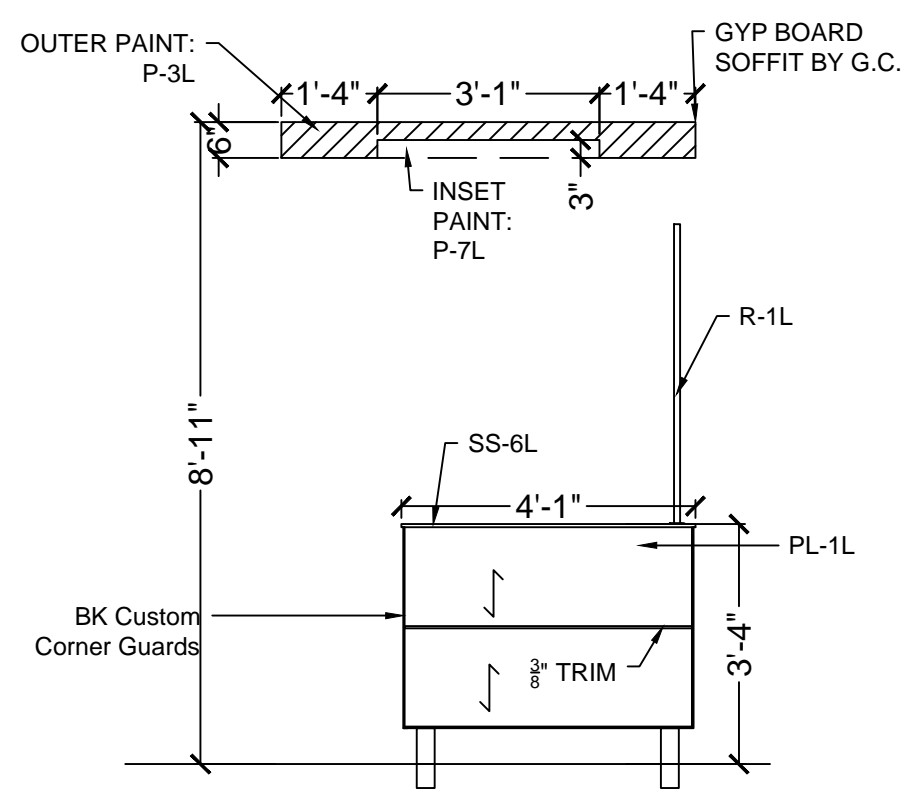
DRAWING TITLE: Elevations

SCALE: 3/8" = 1'-0"

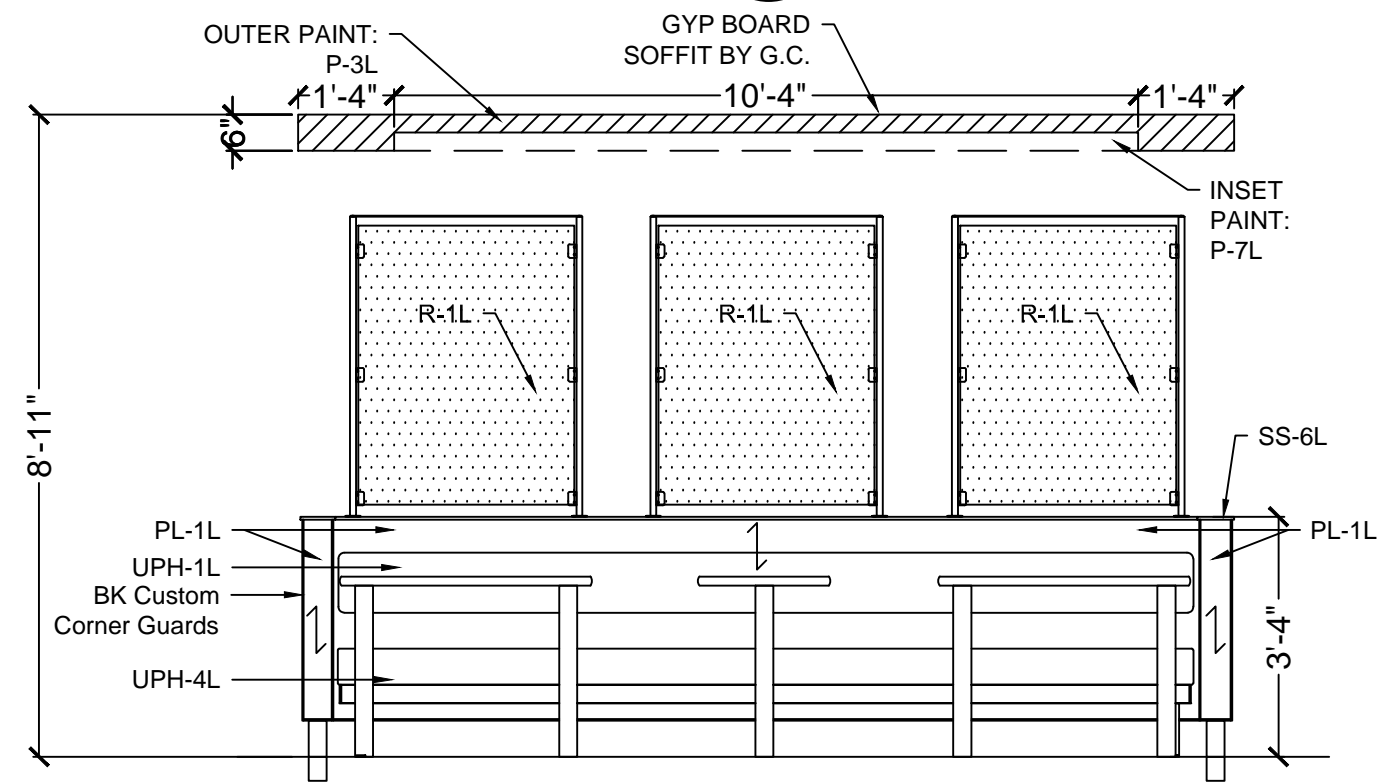
ID-8.0



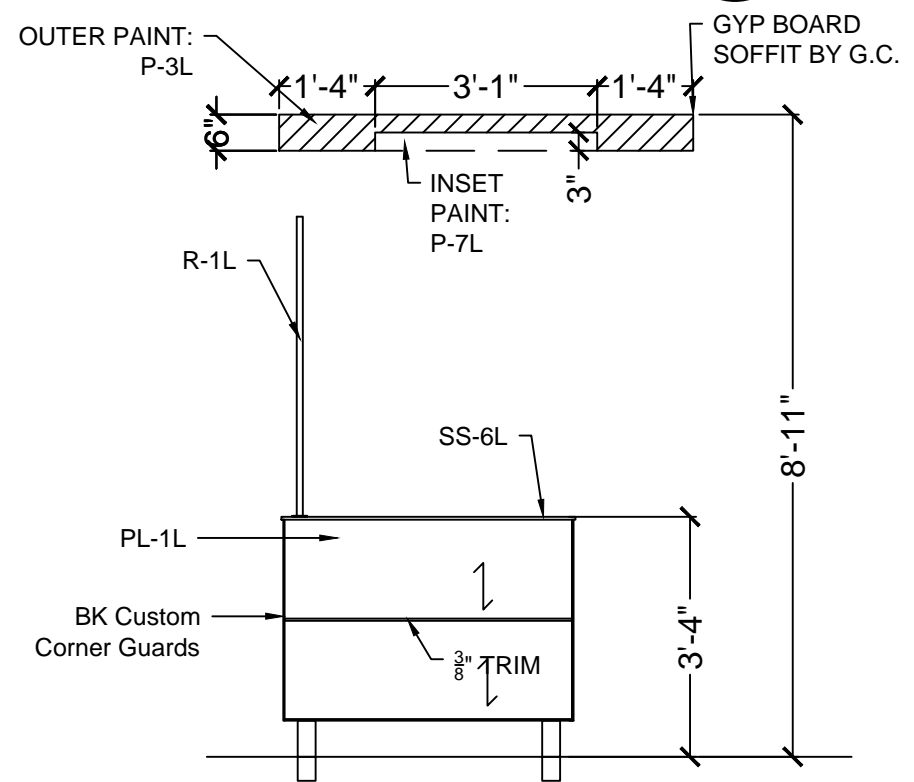
FW-Elevation W1



FW-Elevation W2



FW-Elevation W3



FW-Elevation W4

SEATING CONCEPTS SPECIFICATIONS

SEATING

40"H PERIMETER BOOTHS

STYLE: BK 2020 (ON LEGS)
 BACK PAD: **UPH-6L** CF STINSON - MOXIE - MOJO MOX 70
 VINYL SEAT PAD: **UPH-4L** CF STINSON - LAREDO - BRINDLE - L 19
 LAMINATE: **PL-1L** WILSONART - NORTHERN PINE 11101K-12
 SOLID SURFACE TOP CAP: **SS-6L** STARON -TEMPEST - ASPEN LILY AL646
 POWDERCOATED LEGS: SHERWIN WILLIAMS CHROME #PAF8-C0008-50
 BOOTH EDGING: REHAU - APPEARS LIKATRE 15/16" x 3mm CP20728

STRAIGHT SETTEE AT FEATURE WALL

BACK PAD STYLE: BK 2020 (ON LEGS)
 BACK PAD ATTACHED TO WALL: **UPH-1L** CF STINSON -AVANT - TOMATO
 VINYL SEAT PAD: **UPH-4L** CF STINSON - LAREDO - BRINDLE - L 19
 BASE BOX LAMINATE: **PL-1L** WILSONART - NORTHERN PINE 11101K-12
 POWDER COATED LEGS: SHERWIN WILLIAMS CHROME #PAF8-C0008-50
 BOOTH EDGING: REHAU - APPEARS LIKATRE 15/16" x 3mm CP20728

CHAIR AND BARSTOOL

CHAIR STYLE: UT-230
 WOOD BACK: **WS-1** CLEAR MAPLE
 VINYL SEAT PAD: **UPH-1L** CF STINSON -AVANT - TOMATO
 FRAME FINISH: SHERWIN WILLIAMS CHROME #PAF8-C0008-50

BARSTOOL STYLE: UTBS-1230
 WOOD BACK: **WS-1** CLEAR MAPLE
 VINYL SEAT PAD: **UPH-1L** CF STINSON -AVANT - TOMATO
 FRAME FINISH: SHERWIN WILLIAMS CHROME #PAF8-C0008-50

TABLE TOPS

EDGE STYLE: SERIES S200 EDGE BAND
 LAMINATE: **PL-9L** NEVAMAR- VENERABLE OLD OAK- WK0017T
 LAMINATE: **PL-5L** PIONITE - ABSOLUTE ACAJOU - WY160-N
 PREMIUM TABLE EDGE: REHAU - MULTIPLEX #592E
 BASES: SHERWIN WILLIAMS CHROME #PAF8-C0008-50

WAITING BENCH

BACK PAD STYLE: BK 2020 LIGHT
 SEAT PAD VINYL: **UPH-1L** CF STINSON -AVANT - TOMATO
 POSTS: SHERWIN WILLIAMS CHROME #PAF8-C0008-50

ARMLESS LOUNGE CHAIR

STYLE: ADDISON
 BACK PAD: **UPH-9L** MAHARAM - LINEAGE - TUSSOCK 466127 002
 SEAT PAD: **UPH-7L** MAHARAM - LARIAT - TAUPE 440401 010
 FRAME FINISH: SHERWIN WILLIAMS CHROME #PAF8-C0008-50

OCCASIONAL TABLE

EDGE STYLE: SERIES S200 EDGE BAND
 LAMINATE: **PL-9L** NEVAMAR- VENERABLE OLD OAK- WK0017T
 PREMIUM TABLE EDGE: REHAU - MULTIPLEX #592E
 BASES: SHERWIN WILLIAMS CHROME #PAF8-C0008-50

COMM. TABLE

SOLID SURFACE TOP - PARSONS
 SOLID SURFACE: **SS-6L** STARON -TEMPEST - ASPEN LILY AL646 3" DROP
 POSTS: SHERWIN WILLIAMS CHROME #PAF8-C0008-50

BOOTH WALL WITH LAMINATED SCREEN

POSTS TO CEILING: SHERWIN WILLIAMS CHROME #PAF8-C0008-50
 WALLS & SCREEN LAMINATE: **PL-1L** WILSONART - NORTHERN PINE 11101K-12
 SOLID SURFACE TOP CAP: **SS-6L** STARON -TEMPEST - ASPEN LILY AL646 1/2" THICKNESS
 BK CUSTOM CORNER GURADS

BRANDED WOOD DOOR HANDLE

EXTERIOR
 NAUTICAL FURNISHINGS, LLC.
 CONTACT: MICHAEL HOGLUND (954) 771-1100
 MHOGLUND@NAUTICALFURNISHINGS.COM
 **G.C. TO COORDINATE WITH NAUTICAL
 FURNISHINGS FOR DOOR FRAME FINISH & SIZE
 OF DOOR HANDLE. G.C. TO PROVIDE PHOTOS
 AND TO CONFIRM IF EXISTING CONDITION OF
 DOOR WILL ALLOW FOR INSTALLATION OF
 DOOR HANDLE. DOOR HANDLE IS NOT
 REQUIRED IF EXISTING ENTRY DOOR DOES
 NOT ALLOW INSTALLATION**

DIVIDER WALL WITH LAMINATED SCREEN

POSTS TO CEILING : SHERWIN WILLIAMS CHROME #PAF8-C0008-50
 WALLS & SCREEN LAMINATE: **PL-1L** WILSONART - NORTHERN PINE 11101K-12
 SOLID SURFACE TOP CAP: **SS-6L** STARON -TEMPEST - ASPEN LILY AL646 1/2" THICKNESS
 BK CUSTOM CORNER GURADS

DIVIDER WALL WITH NO SCREEN

POSTS : SHERWIN WILLIAMS CHROME #PAF8-C0008-50
 WALL LAMINATE: **PL-1L** WILSONART - NORTHERN PINE 11101K-12
 SOLID SURFACE TOP CAP: **SS-6L** STARON -TEMPEST - ASPEN LILY AL646 1/2" THICKNESS
 BK CUSTOM CORNER GURADS

BAR HEIGHT PERIMETER BOOTHS

STYLE: BK 2020 LIGHT
 BACK PAD: **UPH-6L** CF STINSON - MOXIE - MOJO MOX 70
 VINYL SEAT PAD: **UPH-4L** CF STINSON - LAREDO - BRINDLE - L 19
 LAMINATE: **PL-1L** WILSONART - NORTHERN PINE 11101K-12
 SOLID SURFACE TOP CAP: **SS-6L** STARON -TEMPEST - ASPEN LILY AL646
 POWDERCOATED LEGS: SHERWIN WILLIAMS CHROME #PAF8-C0008-50
 BOOTH EDGING: REHAU - APPEARS LIKATRE 15/16" x 3mm CP20728

SEATING CONCEPTS SPECIFICATIONS

MILLWORK

TRASH ENCLOSURE

STYLE: BK 2020 LIGHT
 BASE CABINET FINISH: **PL-1L** WILSONART - NORTHERN PINE 11101K-12
 TOP SOLID SURFACE: **SS-6L** STARON -TEMPEST - ASPEN LILY AL646
 T-MOLD: METALLIC SILVER
 'FEED ME' GRAPHIC BY GRAPHICS VENDOR

FRONT COUNTER TOP

SOLID SURFACE COUNTER W/ 4" FRONT DROP: **SS-6L** STARON -TEMPEST - ASPEN LILY AL646
 BASE CT-12: BY G.C.

FSC FASCIA

LAMINATE WITH 1/4 ALUMINUM INSERTS:
 LAMINATE: **PL-9L** NEVAMAR- VENERABLE OLD OAK- WK0017T
 BASE CT-12: BY G.C.

40"H IMPROVED FEATURE WALL

WALLS: **PL-1L** WILSONART - NORTHERN PINE 11101K-12
 SOLID SURFACE TOP CAP: **SS-6L** STARON -TEMPEST - ASPEN LILY AL646 1/2" THICKNESS
 RESIN PANEL: **R-1L** 3-FORM - TING TING 3/8" THICKNESS (PATENT FINISH ON FRONT & BACK)
 BK CUSTOM CORNER GURADS
 POWDER COATED POSTS: SHERWIN WILLIAMS CHROME #PAF8-C0008-50

DRUM LIGHTS

DL-1- SINGLE PENDANT (30"D X 10" H)
 SEASCAPE LIGHTING: LUTHER
 TOP SHADE: TAFFETA ROUGE
 BOTTOM SHADE: SILK CREAM
 HARDWARE: 4' BRAIDED CORD
 WATTS 60
 (800) 444-0233
 SEASCAPELAMPS.COM
 **TO BE INSTALLED @ 30" ABOVE TABLE TOP

DL-3- SINGLE PENDANT (8"D X 10" HIGH)
 SEASCAPE LIGHTING: LUMIERE
 TOP SHADE: POLYCARBONATE
 BOTTOM SHADE: SILK CREAM
 HARDWARE: 4' BRAIDED CORD
 WATTS 60
 (800) 444-0233
 SEASCAPELAMPS.COM
 **TO BE INSTALLED @ 30" ABOVE TABLE TOP

LAMINATED TV BOX

LAMINATE: **PL-1L** WILSONART - NORTHERN PINE 11101K-12
 POWDER COATED POSTS: SHERWIN WILLIAMS CHROME #PAF8-C0008-50

GENERAL CONTRACTOR SPECIFICATIONS - BK CUSTOM RED

DRINK STATION

SUPPLIED BY KES (LAMINATE: **PL-9L** NEVAMAR- VENERABLE OLD OAK- WK0017T - IF USING LAMINATED FSC FASCIA)

WAINSCOT

WP-1L GENERAL WAINSCOT - WILSONART - NORTHERN PINE 11101K-12
 LAMINATE ADHERED TO 1/4" PVC SUBSTRATE WITH Z LOCK VERTICAL JOINTS
 CONTACT: PATTY GOFFE @ WILSONART (678) 296-7271

CHAIR RAIL & WINDOW SILLS

SOLID SURFACE: **SS-6L** STARON -TEMPEST - ASPEN LILY AL646

PAINTED GYP BOARD SOFFIT

OUTER: **P-3L** GLIDDEN PROFESSIONAL - WRIGHT STONE
 INNER: **P-7L** GLIDDEN PROFESSIONAL - RED LETTER DAY
 PLEASE SEE PAINT SPECS FOR DETAILED INFORMATION

BK GRAPHICS INCLUDING 'MANIFESTO' & RESTROOM SIGNAGE

GRAPHIC VENDORS:
 Moss Retail, Contact: Ruth Eichler (773) 435-7655
 OR
 VGS, Inc. Contact: Greg Moroz (201) 528-9680

NOTE: RECOMMENDED ITEMS MAY HAVE LONG LEAD TIMES OR LIMITED AVAILABILITY. GC IS RESPONSIBLE FOR ORDERING ITEMS WITH SUFFICIENT TIME FRAME TO ENSURE DELIVERY ON SCHEDULE. ALTERNATE FINISHES MAY BE AVAILABLE.



125 Connell Ave
 Rockdale, IL 60436

www.seating-concepts.com

T: 815.730.7980 F: 815.730.7969

This drawing contains proprietary information by Seating Concepts. Unauthorized use or reproduction is prohibited without expressed written consent of Seating Concepts.

Project Contacts:

Please contact one of the following Seating Concepts team members to address any concerns you may have:

Customer Service:
 Ken Hibben 815.730.7980 x 2253
 Linda Bender 815.730.7980 x 2224
 Alyson Simek 815.730.7980 x 2206

Interior Design:
 Samantha Uthe 815.730.7980 x 2251
 Lori Manion 815.730.7980 x 2242
 Ivona Letocha 815.730.7980 x 2273
 Sandra Chavez: 815.730.7980 x 2221
 Niha Prasad: 815.730.7980

**After delivery of decor if you have any questions please contact customer service at 815.730.7980



PROJECT:
Improved 20/20 Light

LOCATION:
 AURORA, IL

ADDRESS:
 2110 W. GALENA BLVD.

STORE #:
 5735

DRAWN BY:
 NP

PROJECT MANAGER:
 Zach DePyssler

SALES MANAGER:
 Linda Bender

DATE:
 09-02-15

| REVISION HISTORY | | | |
|------------------|-------|--------------------------|----------|
| DATE | REV # | DESCRIPTION | INITIALS |
| 09-02-15 | 1 | REVISE PER SCI REVIEW | NP |
| 09-08-15 | 2 | NEW CAD | NP |
| 09-09-15 | 3 | REVISE PER SCI REVIEW | NP |
| 12-01-15 | 4 | NEW SHELL | NP |
| 01-08-16 | 5 | ADD WASHERS FOR GRAPHICS | NP |
| 02-01-16 | 6 | NOTES/ DIMENSIONS | NP |
| 02-01-16 | 7 | REVISE PER SCI REVIEW | NP |
| 02-05-16 | 8 | REVISE BOOTH & DW HEIGHT | NP |
| 02-09-16 | 9 | PER SALES & ARCHITECT | LCM |

DRAWING TITLE:
 Specifications

SCALE:
 NTS

ID-9

11 x 17 SIZE FORMAT

INTERIOR BUILDING SPECIFICATIONS -- ACT CEILING TILE, FLOOR TILE



125 Connell Ave
Rockdale, IL 60436

www.seating-concepts.com

T: 815.730.7980 F: 815.730.7969

This drawing contains proprietary information by Seating Concepts. Unauthorized use or reproduction is prohibited without expressed written consent of Seating Concepts.

Project Contacts:

Please contact one of the following Seating Concepts team members to address any concerns you may have:

Customer Service:
 Ken Hibben 815.730.7980 x 2253
 Linda Bender 815.730.7980 x 2224
 Alyson Simek 815.730.7980 x 2206

Interior Design:
 Samantha Uthe 815.730.7980 x 2251
 Lori Manion 815.730.7980 x 2242
 Iwona Letocha 815.730.7980 x 2273
 Sandra Chavez: 815.730.7980 x 2221
 Niha Prasad: 815.730.7980

**After delivery of decor if you have any questions please contact customer service at 815.730.7980



| | |
|-------------------------|----------------------|
| PROJECT: | Improved 20/20 Light |
| LOCATION: | AURORA, IL |
| ADDRESS: | 2110 W. GALENA BLVD. |
| STORE #: | 5735 |
| DRAWN BY: | NP |
| PROJECT MANAGER: | Zach DePyssler |
| SALES MANAGER: | Linda Bender |

| | | | |
|-------------------------|----------|--------------------------|----------|
| DATE: | 09-02-15 | | |
| REVISION HISTORY | | | |
| DATE | REV # | DESCRIPTION | INITIALS |
| 09-02-15 | 1 | REVISE PER SCI REVIEW | NP |
| 09-06-15 | 2 | NEW CAD | NP |
| 09-09-15 | 3 | REVISE PER SCI REVIEW | NP |
| 12-01-15 | 4 | NEW SHELL | NP |
| 01-06-16 | 5 | ADD WASHERS FOR GRAPHICS | NP |
| 02-01-16 | 6 | NOTES/ DIMENSIONS | NP |
| 02-01-16 | 7 | REVISE PER SCI REVIEW | NP |
| 02-05-16 | 8 | REVISE BOOTH & DW HEIGHT | NP |
| 02-09-16 | 9 | PER SALES & ARCHITECT | LCM |

| | |
|-----------------------|----------------------------------|
| DRAWING TITLE: | Interior Building Specifications |
| SCALE: | NTS |
| ID-10 | |

11 x 17 SIZE FORMAT

| BURGER KING- 20/20 LIGHT INTERIOR | | | | | | | |
|---|-------------------------|--|--------------------------|-------------------------------|--|--|--|
| INTERIOR MATERIALS & FINISH SCHEDULE ** TO BE USED WITH 20/20 LIGHT GUIDELINES DOC. | | | | | | | |
| 1/27/2016 | CODE | MATERIAL | LOCATION | MANUFACTURER | DESCRIPTION | ADDITIONAL INFORMATION | |
| | | | | | COLOR | DIMENSION | |
| ACOUSTICAL CEILING | | | | | | | |
| ACT-1L | ACOUSTICAL CEILING TILE | DINING | ARMSTRONG | FINE FISSURED | WHITE | 2' X 2' X 3/4" | |
| | | | | #173E | GRID: 2 x2 ANGLED REGULAR 15/16 | | CONTACT: LOUIS J. JOHN - NATIONAL ACCOUNTS MANAGER 407-697-6788 LJJOHN@ARMSTRONG.COM |
| ACT-1L | ACOUSTICAL CEILING TILE | DINING | | FINE FISSURED | ADOBE | 2' X 2' X 3/4" | |
| UPGRADE | | | | #173E | GRID: 2 x2 ANGLED REGULAR 15/16 | | |
| ACT-2L | ACOUSTICAL CEILING TILE | BACK OF HOUSE | ARMSTRONG | *BP672 | PANEL COLOR: WHITE | 2' X 4' X 1/2" | |
| | | | | KITCHEN ZONE | GRID: PRELUDE 15/16" EXPOSED TEE GRID | | CONTACT: ARMSTRONG STRATEGIC ACCOUNTS (800) 442-4212 |
| ACT-1L | ACOUSTICAL CEILING TILE | DINING | | WHITE | PANEL COLOR: WHITE | 2' X 2' X 3/4" | CONTACT: CHRIS BENJAMIN @ USG 312-436-5458 CBENJAMIN@USG.COM |
| | | | | RADAR CLIMA PLUS #2210 | GRID: Dome DX/DXL GRID COLOR: WHITE | | |
| ACT-1L | ACOUSTICAL CEILING TILE | DINING | USG INTERIORS | TALPE | PANEL COLOR: TALPE | 2' X 2' X 3/4" | |
| | | | | RADAR CLIMA PLUS #2210 | GRID: Dome DX/DXL GRID COLOR: TALPE | | |
| ACT-2L | ACOUSTICAL CEILING TILE | BACK OF HOUSE | | SHEETROCK BRAND LAY-IN | PANEL COLOR: WHITE | 2' X 4' X 1/2" | |
| | | | | CEILING PANEL CLIMAPLUS #3270 | GRID: Dome DX/DXL GRID COLOR: WHITE | | |
| FLOOR & WALL FINISHES AT DINING, RESTROOMS & BACK OF HOUSE | | | | | | | |
| DECORATIVE FLOOR & WALL TILES OPTION A | | | | | | | |
| CT-1L | CERAMIC TILE | ACCENT TILE | INTERCERAMIC | FORESTLAND | CYPRESS | 6" X 24" | |
| | | | | | | | CONTACT: INTERCERAMIC NATIONAL ACCOUNTS - 214-563-4812 JOSE VALDEZ jvaldez@interceramic.com Phone: (214) 503-5507 MICHAEL MORRIS - CORPORATE ACCOUNTS MANAGER 704-907-7918 MMORRIS@INTERCERAMIC.COM |
| CT-2L | CERAMIC TILE | FIELD TILE | | ADVANCED GRIGIO | ADVANCED GRIGIO | 12" X 24" | NOTE: USE WITH GR-1L NOTE: USE WITH GR-8L |
| CT-3L | CERAMIC TILE | RESTROOMS FLOORING/WALL | | CONCRETE | DARK GRAY | 12" X 12" | NOTE: USE WITH GR-3L |
| CT-4L | CERAMIC TILE | COVE BASE RESTROOMS | | CONCRETE | DARK GRAY | 6" X 8" | NOTE: USE WITH GR-3L |
| CT-5L | CERAMIC TILE | RESTROOMS | | CONCRETE | BEIGE | 12" X 12" | NOTE: USE WITH GR-4L |
| CT-7L | CERAMIC TILE | COVE BASE RESTROOMS | | CONCRETE | BEIGE | 6" X 8" | NOTE: USE WITH GR-4L |
| CT-8L | CERAMIC TILE | BULLNOSE RESTROOMS | | CONCRETE | BEIGE | 4" X 12" | NOTE: USE WITH GR-4L |
| CT-9L | CERAMIC TILE | FOOD PREP | | IC BRITE | ULTRA WHITE | 8" X 10" | NOTE: USE WITH GR-5L |
| CT-12L | CERAMIC TILE | DINING AREA BASE | | ADVANCED GRIGIO | ADVANCED GRIGIO | 6" x 24" (CUT TILE) | NOTE: USE WITH GR-8L |
| CT-12L | CERAMIC TILE | BULLNOSE DINING AREA BASE | | ADVANCED GRIGIO | ADVANCED GRIGIO | 3" x 24" BULLNOSE | NOTE: USE WITH GR-8L |
| DECORATIVE FLOOR & WALL TILES OPTION B | | | | | | | |
| CT-1L | CERAMIC TILE | ACCENT TILE | GRANITI FIANDRE | EUROWEST | COCO WOOD | 6" X 24" | |
| | | | | | | | CONTACT: JAN DETER AT EUROWEST (714) 309-9551 JOY KLEIN 813-334-3302 jklein@tranceramica.com NOTE: USE WITH GR-1L |
| CT-1L (ALT) | CERAMIC TILE | ACCENT TILE | | EUROWEST | COCO WOOD | 12" X 24" | NOTE: USE WITH GR-1L |
| CT-2L | CERAMIC TILE | FIELD TILE | | EUROWEST | BK CLASSIC HONED | 12" X 24" | NOTE: USE WITH GR-8L |
| CT-3L | CERAMIC TILE | RESTROOMS FLOORING/WALL | | EUROWEST | NIHON NORI FINISH: HONED | 12" X 24" or 12" X 12" | NOTE: USE WITH GR-3L |
| CT-4L | CERAMIC TILE | COVE BASE RESTROOMS | | EUROWEST | NIHON NORI COVEBASE | 6" X 12" | NOTE: USE WITH GR-3L |
| CT-5L | CERAMIC TILE | RESTROOMS | | EUROWEST | YUKI | 12" X 24" or 12" X 12" | NOTE: USE WITH GR-4L |
| CT-6L | CERAMIC TILE | WALL ACCENT RESTROOMS TOILET WALL | | EUROWEST | FINISH: HONED ISHII BAMBOO MOSAIC | MOSAIC | NOTE: USE WITH GR-12L TO BE APPLIED BEHIND TOILET. RUN VERTICALLY. |
| CT-7L | CERAMIC TILE | COVE BASE RESTROOMS | | EUROWEST | YUKI | 6" X 12" | NOTE: USE WITH GR-4L |
| CT-8L | CERAMIC TILE | BULLNOSE RESTROOMS | | EUROWEST | YUKI | 3" X 12" | NOTE: USE WITH GR-4L |
| CT-9L | CERAMIC TILE | FOOD PREP | | TCL | 752060 BIANCO WHITE GLOSS | 10" X 18" | NOTE: USE WITH GR-5L |
| CT-12L | CERAMIC TILE | DINING AREA BASE | | EUROWEST | BK CLASSIC HONED (CUT TILE) | 6" X 24" | NOTE: USE WITH GR-1L |
| CT-14L | CERAMIC TILE | BEVERAGE STATION TILE (SEE NOTE FOR USAGE) | EUROWEST | RITMO ROSSO | 8" X 13" | CONTACT: JAN DETER AT EUROWEST (714) 309-9551 JOY KLEIN 813-334-3302 jklein@tranceramica.com NOTE: USE WITH GR-13L TO BE USED WITH P-14L / PL-6L / UPH-8L REFER TO 2020 LIGHT GUIDELINES | |
| DECORATIVE FLOOR & WALL TILES OPTION C | | | | | | | |
| CT-1L | CERAMIC TILE | ACCENT TILE | EMSER TILE | ALPINE | ESPRESSO | 6" X 36" | |
| | | | | | | | CONTACT: TAMARA RAMSEY (303) 902-3992 NOTE: USE WITH GR-1L |
| CT-2L | CERAMIC TILE | FIELD TILE | | SANDSTONE | BEIGE | 12" X 24" | NOTE: USE WITH GR-8L |
| CT-3L | CERAMIC TILE | RESTROOMS | | SPECULAR | NYSHIRA | 12" X 12" | NOTE: USE WITH GR-3L |
| CT-4L | CERAMIC TILE | COVE BASE RESTROOMS | | SPECULAR | NYSHIRA COVE | 6" X 12" | NOTE: USE WITH GR-3L |
| CT-5L | CERAMIC TILE | RESTROOMS | | SPECULAR | ACAMAR | 12" X 12" | NOTE: USE WITH GR-4L |
| CT-7L | CERAMIC TILE | COVE BASE RESTROOMS | | SPECULAR | ACAMAR | 6" X 12" | NOTE: USE WITH GR-4L |
| CT-8L | CERAMIC TILE | BULLNOSE RESTROOMS | | SPECULAR | ACAMAR | 3" X 12" | NOTE: USE WITH GR-4L |
| CT-9L | CERAMIC TILE | FOOD PREP | | BASIX F88BASTWHD416P | WHITE GLOSS | 4" X 16" | NOTE: USE WITH GR-5L |
| CT-12L | CERAMIC TILE | DINING AREA BASE | | SANDSTONE | BEIGE | 6" X 24" (CUT TILE) | NOTE: USE WITH GR-1L |
| DECORATIVE FLOOR & WALL TILES OPTION D | | | | | | | |
| CT-1L | CERAMIC TILE | ACCENT TILE | | DAL-TILE | TIMBER GLEN | P6114241P | 4" X 24" |
| | | | **PENDING BKC APPROVAL** | | HICKORY | | CONTACT: DAL TILE SUPPORT CENTER @ (877) 556-5728 NOTE: USE WITH GR-1L |
| CT-2L | CERAMIC TILE | FIELD TILE | **PENDING BKC APPROVAL** | | SAN MICHELLE S140 | 12" X 24" | NOTE: USE WITH GR-8L |
| CT-3L | CERAMIC TILE | RESTROOMS | **PENDING BKC APPROVAL** | | CREMA (VEIN CUT) | | |
| | | | | | TORREON TN99 | 12" X 12" | NOTE: USE WITH GR-3L |
| CT-4L | CERAMIC TILE | COVE BASE RESTROOMS | | | COAL | | CONTACT: DAL TILE SUPPORT CENTER @ (877) 556-5728 OR ALEXANDRA STEFAN (305) 975-0889 (3-4 WEEKS LEAD TIME) NOTE: USE WITH GR-3L |
| CT-5L | CERAMIC TILE | RESTROOMS | | | TORREON TN99 | 6" X 12" | NOTE: USE WITH GR-3L |
| | | | | | COAL | | |
| CT-7L | CERAMIC TILE | COVE BASE RESTROOMS | | | TORREON TN95 | 12" X 12" | NOTE: USE WITH GR-4L |
| | | | | | CLOUD | | |
| CT-8L | CERAMIC TILE | BULLNOSE RESTROOMS | | | TORREON TN95 | 6" X 12" | NOTE: USE WITH GR-4L |
| | | | | | CLOUD | | |
| CT-9L | CERAMIC TILE | FOOD PREP | | TORREON TN99 | 6" X 12" | NOTE: USE WITH GR-4L | |
| | | | | P-38C9T | | | |
| CT-12L | CERAMIC TILE | DINING AREA BASE | | POLARIS P102 | 12" X 18" | NOTE: USE WITH GR-5L | |
| | | | | GLOSS WHITE | | | |
| CT-24L | CERAMIC TILE | BEVERAGE STATION TILE (SEE NOTE FOR USAGE) | | SAN MICHELLE S140 | 6" X 24" (CUT TILE) | NOTE: USE WITH GR-1L | |
| | | | | **PENDING BKC APPROVAL** | CREMA (VEIN CUT) | | |
| | | | | CANDY APPLE RED Q-P93 | 6" X 8" | CONTACT: DAL TILE SUPPORT CENTER @ (877) 556-5728 NOTE: USE WITH UPH-1L / P-1L / P-7L / PL-7L NOTE: USE WITH GROUT GR-13L | |

GENERAL CONTRACTOR SPECIFICATIONS -- GROUT, WALL TILE



125 Connell Ave
Rockdale, IL 60436

www.seating-concepts.com

T: 815.730.7980 F: 815.730.7969

This drawing contains proprietary information by Seating Concepts. Unauthorized use or reproduction is prohibited without expressed written consent of Seating Concepts.

Project Contacts:

Please contact one of the following Seating Concepts team members to address any concerns you may have:

Customer Service:
Ken Hibben 815.730.7980 x 2253
Linda Bender 815.730.7980 x 2224
Alyson Simek 815.730.7980 x 2206

Interior Design:
Samantha Uthe 815.730.7980 x 2251
Lori Manion 815.730.7980 x 2242
Iwona Letocha 815.730.7980 x 2273
Sandra Chavez: 815.730.7980 x 2221
Niha Prasad: 815.730.7980

**After delivery of decor if you have any questions please contact customer service at 815.730.7980



| | |
|------------------|----------------------|
| PROJECT: | Improved 20/20 Light |
| LOCATION: | AURORA, IL |
| ADDRESS: | 2110 W. GALENA BLVD. |
| STORE #: | 5735 |
| DRAWN BY: | NP |
| PROJECT MANAGER: | Zach DePyssler |
| SALES MANAGER: | Linda Bender |

| | | | |
|-------------------------|----------|--------------------------|----------|
| DATE: | 09-02-15 | | |
| REVISION HISTORY | | | |
| DATE | REV # | DESCRIPTION | INITIALS |
| 09-02-15 | 1 | REVISE PER SCI REVIEW | NP |
| 09-08-15 | 2 | NEW CAD | NP |
| 09-09-15 | 3 | REVISE PER SCI REVIEW | NP |
| 12-01-15 | 4 | NEW SHELL | NP |
| 01-08-16 | 5 | ADD WASHERS FOR GRAPHICS | NP |
| 02-01-16 | 6 | NOTES/ DIMENSIONS | NP |
| 02-01-16 | 7 | REVISE PER SCI REVIEW | NP |
| 02-05-16 | 8 | REVISE BOOTH & DW HEIGHT | NP |
| 02-09-16 | 9 | PER SALES & ARCHITECT | LCM |

DRAWING TITLE:
Interior Building Specifications

SCALE:
NTS

ID-11

11 x 17 SIZE FORMAT

| GROUT | | | | | | | |
|--------------------------|-----------------------------|---------------------------------|--------------------------|--|--|--------------------------|--|
| GR-1L | GROUT | ACCENT TILE | CUSTOM BUILDING PRODUCTS | POLYBLEND SANDED | #185 - NEW TAUPE | | NOTE: USE WITH CT-1L *** FOR SETTING MATERIALS USE COMPLETE CONTACT RAPID SET |
| | | | MAPEI | SANDED | #09 GRIS | | NOTE: USE WITH CT-1L *** FOR SETTING MATERIALS USE MAPEI ULTRA-CONTACT-GRAY |
| GR-2L | GROUT | WALL TILE | CUSTOM BUILDING PRODUCTS | POLYBLEND SANDED | #101 QUARTZ | | NOTE: USE WITH CT-16L *** FOR SETTING MATERIALS USE COMPLETE CONTACT RAPID SET |
| | | | MAPEI | SANDED | #14 BISCUIT | | NOTE: USE WITH CT-16L *** FOR SETTING MATERIALS USE MAPEI ULTRA-CONTACT-GRAY |
| GR-3L | GROUT | RESTROOMS | CUSTOM BUILDING PRODUCTS | POLYBLEND SANDED | #19 PEWTER | | NOTE: USE WITH CT-3L, CT-4L *** FOR SETTING MATERIALS USE COMPLETE CONTACT RAPID SET |
| | | | MAPEI | SANDED | #47 CHARCOAL | | NOTE: USE WITH CT-3L, CT-4L *** FOR SETTING MATERIALS USE MAPEI ULTRA-CONTACT-GRAY |
| GR-4L | GROUT | RESTROOMS | CUSTOM BUILDING PRODUCTS | POLYBLEND SANDED | #101 QUARTZ | | NOTE: USE WITH CT-5L, CT-7L, CT-8L *** FOR SETTING MATERIALS USE COMPLETE CONTACT RAPID SET |
| | | | MAPEI | SANDED | #44 PALE UMBER | | NOTE: USE WITH CT-5L, CT-7L, CT-8L *** FOR SETTING MATERIALS USE MAPEI ULTRA-CONTACT-GRAY |
| GR-5L | GROUT | FOOD PREP | CUSTOM BUILDING PRODUCTS | POLYBLEND SANDED | #381 - BRIGHT WHITE | | NOTE: USE WITH CT-9L *** FOR SETTING MATERIALS USE COMPLETE CONTACT RAPID SET |
| | | | MAPEI | ULTRA COLOR UNSANDED | #38 AVALANCHE | | NOTE: USE WITH CT-9L *** FOR SETTING MATERIALS USE MAPEI ULTRA-CONTACT-GRAY |
| GR-8L | GROUT | FIELD TILE | CUSTOM BUILDING PRODUCTS | POLYBLEND SANDED | #386 OYSTER GRAY | | NOTE: USE WITH CT-2L *** FOR SETTING MATERIALS USE COMPLETE CONTACT RAPID SET |
| | | | MAPEI | ULTRA COLOR UNSANDED | #02 PEWTER | | NOTE: USE WITH CT-2L *** FOR SETTING MATERIALS USE MAPEI ULTRA-CONTACT-GRAY |
| GR-9L | GROUT | FSC & ACCENT WALL TILE | LATICRETE | POLYBLEND SANDED | #66 CHESTNUT BROWN | | NOTE: USE WITH CT-18L *** FOR SETTING MATERIALS USE COMPLETE CONTACT RAPID SET |
| | | | | | | | |
| GR-11L | GROUT | FIELD TILE | CUSTOM BUILDING PRODUCTS | POLYBLEND SANDED | #145 LIGHT SMOKE | | NOTE: USE WITH WP-1L *** FOR SETTING MATERIALS USE COMPLETE CONTACT RAPID SET |
| | | | MAPEI | ULTRA COLOR UNSANDED | #05 CHAMOIS | | NOTE: USE WITH WP-1L |
| GR-12L | GROUT | RESTROOM | LATICRETE | POLYBLEND SANDED | #24 NATURAL GREY | | NOTE: USE WITH CT-6L *** FOR SETTING MATERIALS USE COMPLETE CONTACT RAPID SET |
| | | | | | | | |
| GR-13L | GROUT | BEVERAGE STATION TILE | MAPEI | ULTRA COLOR UNSANDED | #05 CHAMOIS | | NOTE: USE WITH CT-14L AND CT-24L *** FOR SETTING MATERIALS USE MAPEI ULTRA-CONTACT-GRAY |
| | | | | | | | |
| GR-14L | GROUT | FSC KNEEWALL / ACCENT WALL | CUSTOM BUILDING PRODUCTS | POLYBLEND SANDED | #52 TOBACCO BROWN | | NOTE: USE WITH CT-20L *** FOR SETTING MATERIALS USE COMPLETE CONTACT RAPID SET |
| | | | | | | | |
| BACK OF HOUSE FLOOR TILE | | | | | | | |
| CT-10L | QUARRY TILE | BACK OF HOUSE FLOORING | DAL-TILE | QUARRY TILE | 0Q42 ARID GRAY | 6" X 6" | NOTE: USE WITH GR-6L |
| CT-11L | QUARRY TILE BASE | BACK OF HOUSE COVE BASE | DAL-TILE | QUARRY TILE | Q-3565 | 5" X 6" | NOTE: USE WITH GR-6L |
| GR-6L | GROUT | BACK OF HOUSE | LATICRETE | SPECTRALOCK 2000 IG | # 45 "RAVEN" | | NOTE: USE WITH CT-10L, CT-11L CONTACT: KIRBY DAVIS AT LATICRETE (203) 671-7210 |
| TS -1L | TRANSITION STRIP | CERAMIC TILE TO CERAMIC TILE | SCHLUTER SYSTEMS | TRANSITION PROFILES FOR FLOORS | SCHIENE (RADIUS) AE 100 - R, SATIN ANODIZED ALUMINUM | | CONTACT: EARL MAICUS AT SCHLUTER SYSTEMS 800-267-0817 EMAICUS@SCHLUTER.COM |
| | | | | | 3/8" - 10MM | | |
| WALL FINISHES / PAINT | | | | | | | |
| CT-16L | STONE | WALL ACCENT | DAL-TILE | MOONGLOW | MS80 | 12" x 12" | CONTACT: DAL TILE SUPPORT CENTER @ (877) 556-5728 OR ALEXANDRA STEFAN (305)975-0689 (3-4 WEEKS LEAD TIME) |
| | | | | IMPERIAL STACK STONE - MESA GRAY (VENEERSTONE) | CHISELED READY STACK | | NOTE: G.C TO SEAL STONE |
| | | | EMSER TILE | SPLIT FACE OFFSET BEIGE | ANTIQUE & TUMBLED STONE MOSAIC | 12" x 12" | CONTACT: TAMARA RAMSEY (303) 902-3992 NOTE: USE WITH GR-2L |
| | | | INTERCERAMIC | DESERT TRAVONYA SPLIT FACE STONE | ANTIQUE & TUMBLED STONE | 12" x 12" | NOTE: GC TO SEAL STONE CONTACT: JOSE VALDEZ jvaldez@interceramic.com Phone: (214) 503-5507 JOSE VALDEZ jvaldez@interceramic.com Phone: (214) 503-5507 MI CHAEL MORRIS - CORPORATE ACCOUNTS MANAGER 704-907-7918 MMORRIS@INTERCERAMIC.COM |
| CT-20L | CERAMIC TILE | FSC KNEE WALL & ACCENT WALL | GRANITI FIANDRE | LENGI HIGH TECH | ROVERE MOKA | 6" X 36" STACKED BOND | CONTACT: JAN DETER AT EUROWEST (714) 309-9551 JOY KLEIN 813-334-3302 jklein@transceramica.com NOTE: USE WITH GR-14L |
| CT-21L | CERAMIC TILE | WALL ACCENT | DAL-TILE | KIMONA SILK | P320 | 12" x 24" | CONTACT: DAL TILE SUPPORT CENTER @ (877) 556-5728 NOTE: CAN BE PROVIDED FOR LOCATION THAT REQUIRES LIGHTER COLOR TILES BEHIND BEVERAGE STATION NOTE: USE WITH GR-2L |
| | | | | | WHITE ORCHID | | Exception form to include building department health requirements which does not allow the use of a natural stone on the FSC corner wall. |
| | | | GRANITI FIANDRE | T577 | WILD SILK | 12" x 24" | CONTACT: JAN DETER AT EUROWEST (714) 309-9551 JOY KLEIN 813-334-3302 jklein@transceramica.com NOTE: CAN BE PROVIDED FOR LOCATION THAT REQUIRES LIGHTER COLOR TILES BEHIND BEVERAGE STATION NOTE: USE WITH GR-2L |
| | | | | | | | Exception form to include building department health requirements which does not allow the use of a natural stone on the FSC corner wall. |
| CT-24L | CERAMIC TILE | BEVERAGE STATION TILE BACK WALL | DAL-TILE | CANDY APPLE RED | Q-F93 | 6" x 8" | CONTACT: DAL TILE SUPPORT CENTER @ (877) 556-5728 NOTE: USE WITH UPH-1L / P-1L / P-7L / PL-7L |
| FRP-1L | FIBERGLASS REINFORCED PANEL | BACK OF HOUSE | MARLITE | STANDARD FRP | S100 S2S | | CONTACT: MIKE FREW AT MARLITE (330) 260-7623 MFREW@marlite.com |
| MT-1L | METAL | FRONT COUNTER ACCENT | | BAR STOCK | CLEAR ALUMINUM | 1/4" X 1/4" | CUSTOMER SERVICE - (330) 343-6621 |

GENERAL CONTRACTOR SPECIFICATIONS -- PAINT, LAMINATES



125 Connell Ave
Rockdale, IL 60436

www.seating-concepts.com

T: 815.730.7980 F: 815.730.7969

This drawing contains proprietary information by Seating Concepts. Unauthorized use or reproduction is prohibited without expressed written consent of Seating Concepts.

Project Contacts:

Please contact one of the following Seating Concepts team members to address any concerns you may have:

Customer Service:
Ken Hibben 815.730.7980 x 2253
Linda Bender 815.730.7980 x 2224
Alyson Simek 815.730.7980 x 2206

Interior Design:
Samantha Uthe 815.730.7980 x 2251
Lori Manion 815.730.7980 x 2242
Iwona Letocha 815.730.7980 x 2273
Sandra Chavez: 815.730.7980 x 2221
Niha Prasad: 815.730.7980

**After delivery of decor if you have any questions please contact customer service at 815.730.7980



| | |
|------------------|----------------------|
| PROJECT: | Improved 20/20 Light |
| LOCATION: | AURORA, IL |
| ADDRESS: | 2110 W. GALENA BLVD. |
| STORE #: | 5735 |
| DRAWN BY: | NP |
| PROJECT MANAGER: | Zach DePyssler |
| SALES MANAGER: | Linda Bender |

| DATE: | 09-02-15 | | |
|------------------|----------|--------------------------|----------|
| REVISION HISTORY | | | |
| DATE | REV # | DESCRIPTION | INITIALS |
| 09-02-15 | 1 | REVISE PER SCI REVIEW | NP |
| 09-06-15 | 2 | NEW CAD | NP |
| 09-09-15 | 3 | REVISE PER SCI REVIEW | NP |
| 12-01-15 | 4 | NEW SHELL | NP |
| 01-06-16 | 5 | ADD WASHERS FOR GRAPHICS | NP |
| 02-01-16 | 6 | NOTES/ DIMENSIONS | NP |
| 02-01-16 | 7 | REVISE PER SCI REVIEW | NP |
| 02-05-16 | 8 | REVISE BOOTH & DW HEIGHT | NP |
| 02-09-16 | 9 | PER SALES & ARCHITECT | LCM |

| | |
|----------------|----------------------------------|
| DRAWING TITLE: | Interior Building Specifications |
| SCALE: | NTS |
| ID-12 | |

11 x 17 SIZE FORMAT

| ITEM # | DESCRIPTION | FINISH | BRAND | NOTES |
|--------------------------------|--|--|--|--|
| P-1L (SEE NOTE FOR USAGE) | PAINT INTERIOR BULKHEAD & SOFFIT | PRIMER: 17-921 (Primer Color Grey) PAINT: PPG 6-411 (A/R. PPG 25-250) Eggshell | RED LETTER DAY 10YR 15/500 | ABOVE FSC REMODELS Contact: Rick Garlin PPG Corporate National Accounts Manager phone: 317-318-5800 email: garlin@ppg.com P-1L AND P-7L TO BE USED WITH UPH-1L AND PL-7L REFER TO 2020 LIGHT GUIDELINES FOR FURTHER DIRECTIONS |
| P-2L | PAINT EXPOSED CEILING ACCENT: BLACK MENU BOARD SOFFIT | PRIMER: 17-921 (Primer Color Grey) PAINT: PPG 6-411 (A/R. PPG 25-250) Eggshell | DEEP ONYX 00NN 07/000 | SOFFIT PLASTER FINISH TO BE "ORANGE PEEL" TYPE (EGGSHELL/SPLATTER) WALL PLASTER FINISH TO BE "ORANGE PEEL" TYPE (EGGSHELL/SPLATTER) |
| P-3L | PAINT INTERIOR WALLS | PRIMER: 6-2 PAINT: PPG 6-411 Eggshell | WRIGHT STONE 10YY 30/106 | |
| P-4L | PAINT INTERIOR DOOR FRAMES | PRIMER: 6-212 PAINT: 6-1110XI | WRIGHT STONE 10YY 30/106 | Contact: Rick Garlin PPG Corporate National Accounts Manager phone: 317-318-5800 email: garlin@ppg.com SOFFIT PLASTER FINISH TO BE "ORANGE PEEL" TYPE (EGGSHELL/SPLATTER) WALL PLASTER FINISH TO BE "ORANGE PEEL" TYPE (EGGSHELL/SPLATTER) |
| P-5L | PAINT RESTROOM CEILING | PRIMER: 6-2 PAINT: PPG 6-411 Eggshell | WHITE ON WHITE 30CY 88/014 | |
| P-6L | PAINT EXPOSED DECKING, WOOD TRUSSES EXPOSED CEILING | PRIMER: 17-921 (Primer Color Grey) PAINT: PPG 6-411 Eggshell | SLATE BROWN 00YY 09/087 | |
| P-7L (SEE NOTE FOR USAGE) | PAINT METAL PANEL ACCENT - RED | PRIMER: 17-921 (Primer Color Grey) PAINT: PPG 6-411 (A/R. PPG 25-250) Eggshell | RED LETTER DAY 10YR 15/500 | ABOVE FSC EDGE BUILDING P-1L AND P-7L TO BE USED WITH UPH-1L AND PL-7L REFER TO 2020 LIGHT GUIDELINES FOR FURTHER DIRECTIONS |
| P-8L | PAINT INTERIOR WALLS | PRIMER: 6-2 PAINT: PPG 6-411 (A/R. PPG 25-250) Eggshell | WRIGHT STONE 10YY 30/106 | |
| P-9L | PAINT DOOR FRAMES | PRIMER: 6-212 PAINT: 6-1110XI | WRIGHT STONE 10YY 30/106 | |
| P-11L | PAINT INTERIOR WALLS ACCENT | PRIMER: 6-2 PAINT: PPG 6-411 Eggshell | TRADITIONAL TAN | NOTE: USE 1" NAP ROLLER FOR LIGHT ORANGE PEEL TEXTURE |
| P-14L (SEE NOTE FOR USAGE) | PAINT ACCENT PAINT SOFFIT | PRIMER: 6-212 PAINT: PPG 6-411 (A/R. PPG 25-250) Eggshell | FLAMING RED Custom Formula | NOTE: TO BE USED WITH UPH-8L AND PL-6L REFER TO 2020 LIGHT GUIDELINES FOR FURTHER DIRECTIONS |
| PL-1L | PLASTIC LAMINATE WAINSCOT/BOOTH/DOORS (SEE PLANS) | PLASTIC LAMINATE | APPEARS LIKATRE WP115-SUPERMATTE | CONTACT: KATHLEEN ANDREOLA AT PANOLAM INDUSTRIES 407-415-0443 BK LAMINATE ORDER THROUGH JOHN TRULOCK Note: BK finish is Super matte. No finish substitutions |
| PL-5L | PLASTIC LAMINATE ACCENT TABLE TOPS | PLASTIC LAMINATE | ABSOLUTE ACAJOU WY180-N | |
| PL-11L (SEE NOTE FOR USAGE) | PLASTIC LAMINATE BARSTOOL BACK & FRONT | PLASTIC LAMINATE | NUBIAN BROWN ST604-S | NOTE: TO BE USED WITH PL-6L |
| PL-13L (SEE NOTE FOR USAGE) | PLASTIC LAMINATE BARSTOOL BACK & FRONT | PLASTIC LAMINATE | NUBIAN BROWN ST604-I | NOTE: TO BE USED WITH PL-8L |
| PL-1L | PLASTIC LAMINATE WAINSCOT/BOOTH/DOORS (SEE PLANS) | PLASTIC LAMINATE | 11101K-12 NORTHERN PINE | CONTACT: PATTY GOFFE@ WILSONART 678-296-7271 |
| PL-4L | PLASTIC LAMINATE FRONT COUNTER FACE ACCENT | PLASTIC LAMINATE | 4830-07 SATIN STAINLESS | |
| PL-10L (SEE NOTE FOR USAGE) | PLASTIC LAMINATE TABLE TOPS AT FEATURE ELEMENT | PLASTIC LAMINATE | 7968K-12 LOFT OAK | NOTE: TO BE USED FOR ENHANCED PACKAGE ONLY REFER TO 2020 LIGHT GUIDELINES FOR FURTHER DIRECTIONS |
| PL-12L (SEE NOTE FOR USAGE) | PLASTIC LAMINATE TABLE TOPS COMMUNITY TABLE OR OCCASIONAL TABLE | PLASTIC LAMINATE | 7911-60 MANITOBA MAPLE | NOTE: TO BE USED FOR IMPROVED PACKAGE OPTION |
| WP-1L | WALL PANEL SYSTEM GENERAL WAINSCOTTING | PLASTIC LAMINATE | 707.0000 RIBBONWOOD | CONTACT: MIKE FREW AT MARLITE (330) 260-7623 MFREW@marlite.com CUSTOMER SERVICE - (330) 343-6621 |
| PL-6L (SEE NOTE FOR USAGE) | PLASTIC LAMINATE CHAIRS BACK & FRONT SOFFIT ACCENT | PLASTIC LAMINATE | 6902-58 GRENADINE | *CONTACT: RICK LUDERS 678-206-8297 Rick.Luders@formica.com NOTE: TO BE USED ONLY WITH UPH-8L AND P-14L REFER TO 2020 LIGHT GUIDELINES FOR FURTHER DIRECTIONS |
| PL-8L (SEE NOTE FOR USAGE) | PLASTIC LAMINATE CHAIRS BACK & FRONT | PLASTIC LAMINATE | S1027 WE LIBERTY RED | CONTACT: KATHLEEN ANDREOLA AT PANOLAM INDUSTRIES 407-415-0443 NOTE: TO BE USED WITH UPH-1L / P-1L AND P-7L |
| PL-9L (SEE NOTE FOR USAGE) | PLASTIC LAMINATE FEATURE ELEMENT LOW WALL TABLE TOPS (OPTION FOR FSC KNEEWALL) | PLASTIC LAMINATE | WOOD ESSENCE WK0017T VENERABLE OLD OAK | REFER TO 2020 LIGHT GUIDELINES FOR FURTHER DIRECTIONS NOTE: TO BE USED FOR ENHANCED PACKAGE ONLY REFER TO 2020 LIGHT GUIDELINES FOR FURTHER DIRECTIONS |
| PL-7L (SEE NOTE FOR USAGE) | PLASTIC LAMINATE GENERAL DINING | PLASTIC LAMINATE | LIBERTY RED | PL-9L FOR FSC KNEEWALL TO BE USED WITH PL-4L TRIM NOTE: TO BE USED WITH UPH-1L / P-1L AND PL-7L REFER TO 2020 LIGHT GUIDELINES FOR FURTHER DIRECTIONS |
| TR-1L | METAL TRIM DINING FLOOR TRANSITION | AE 100 D | S-1027T SATIN ANODIZED ALUMINUM | 3/8" TILE THICKNESS CONTACT: EARL MAICUS @ SCHLUTER SYSTEMS 800-267-0817 EMAICUS@SCHLUTER.COM |
| TR-2L | METAL TRIM GENERAL DINING TRANSITION | RECTANGULAR BAR STOCK | BRUSHED ALUMINUM | 1" X 1/4" |
| TR-3L | METAL TRIM GENERAL WALL TRANSITION | CORNER GUARD | BRUSHED ALUMINUM | 1/2" X 1/2" |
| WP-1L UPGRADE | CERAMIC TILE GENERAL WAINSCOTTING | GRANITI FIANDRE | EUROWEST HAZELNUT TAN | 12" X 24" CONTACT: JAN DETER AT EUROWEST (714) 309-9551 JOY KLEIN 813-334-3302 jklein@transceramica.com NOTE: USE WITH GR-11L |

GENERAL CONTRACTOR SPECIFICATIONS --SOLID SURFACE, UPHOLSTERY, RESIN



125 Connell Ave
Rockdale, IL 60436

www.seating-concepts.com

T: 815.730.7980 F: 815.730.7969

This drawing contains proprietary information by Seating Concepts. Unauthorized use or reproduction is prohibited without expressed written consent of Seating Concepts.

Project Contacts:

Please contact one of the following Seating Concepts team members to address any concerns you may have:

Customer Service:
Ken Hibben 815.730.7980 x 2253
Linda Bender 815.730.7980 x 2224
Alyson Simek 815.730.7980 x 2206

Interior Design:
Samantha Uthe 815.730.7980 x 2251
Lori Manion 815.730.7980 x 2242
Iwona Letocha 815.730.7980 x 2273
Sandra Chavez: 815.730.7980 x 2221
Niha Prasad: 815.730.7980

**After delivery of decor if you have any questions please contact customer service at 815.730.7980



PROJECT:
Improved 20/20 Light

LOCATION: AURORA, IL

ADDRESS: 2110 W. GALENA BLVD.

STORE #: 5735

DRAWN BY: NP

PROJECT MANAGER: Zach DePyssler

SALES MANAGER: Linda Bender

DATE: 09-02-15

| REVISION HISTORY | | | |
|------------------|-------|--------------------------|----------|
| DATE | REV # | DESCRIPTION | INITIALS |
| 09-02-15 | 1 | REVISE PER SCI REVIEW | NP |
| 09-06-15 | 2 | NEW CAD | NP |
| 09-09-15 | 3 | REVISE PER SCI REVIEW | NP |
| 12-01-15 | 4 | NEW SHELL | NP |
| 01-08-16 | 5 | ADD WASHERS FOR GRAPHICS | NP |
| 02-01-16 | 6 | NOTES/ DIMENSIONS | NP |
| 02-01-16 | 7 | REVISE PER SCI REVIEW | NP |
| 02-05-16 | 8 | REVISE BOOTH & DW HEIGHT | NP |
| 02-09-16 | 9 | PER SALES & ARCHITECT | LCM |

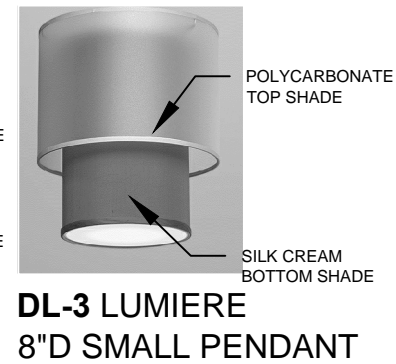

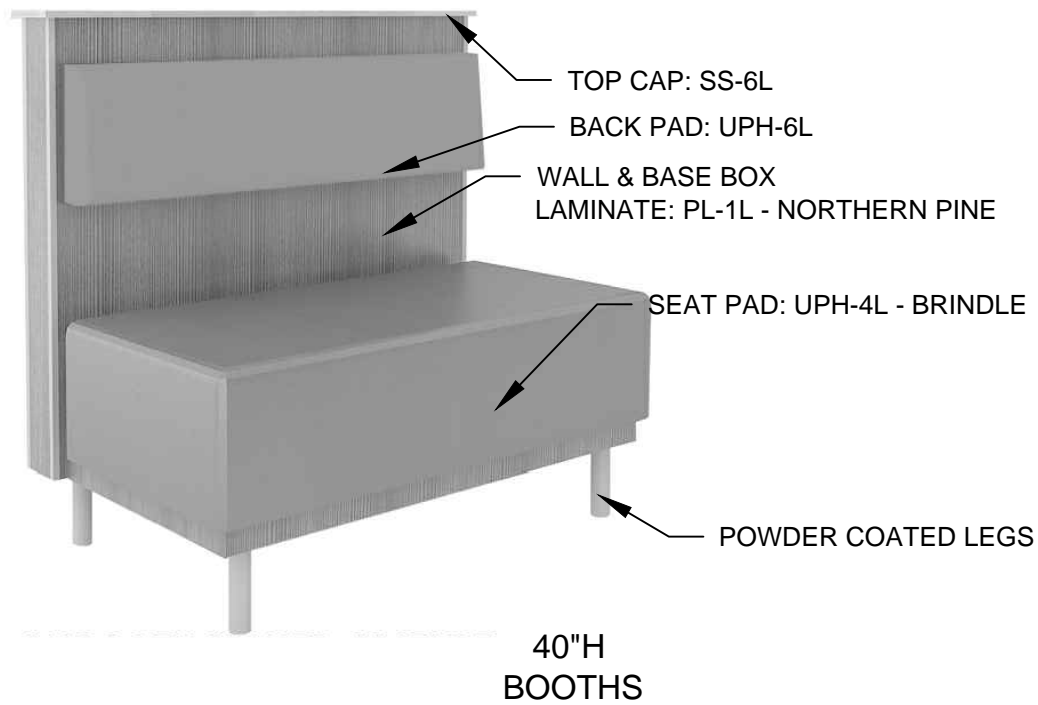
DRAWING TITLE:
Interior Building Specifications

SCALE: NTS

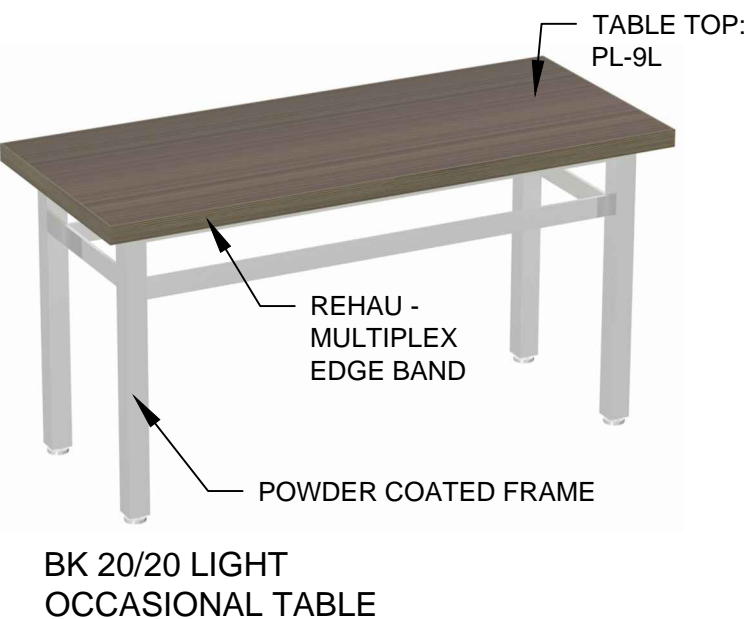
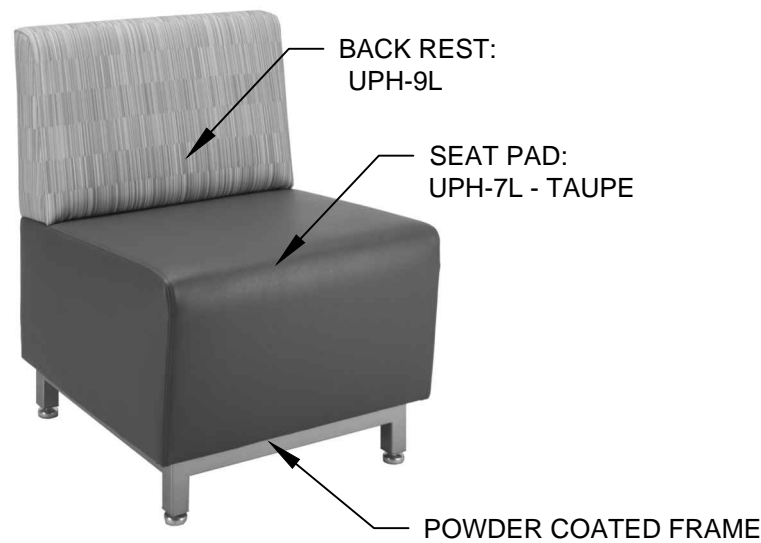

ID-13

11 x 17 SIZE FORMAT

| SOLID SURFACE | | | | | | |
|--------------------------------|---------------|--|-------------------|----------------------------|--|--|
| SS-1L | SOLID SURFACE | FIXTURES AS NOTED FSC | CORIAN | SOLID SURFACE | SANDALWOOD PRIVATE COLLECTION | 1/2" THICKNESS CONTACT: RANDY HOUSTON @ 404-274-3047 |
| SS-2L | SOLID SURFACE | FIXTURES AS NOTED TOP CAP/ SILL | | SOLID SURFACE | SANDALWOOD PRIVATE COLLECTION | 1/2" THICKNESS |
| SS-3L | SOLID SURFACE | FIXTURES AS NOTED FEATURE ELEMENT/TOP CAP | | SOLID SURFACE | SANDALWOOD PRIVATE COLLECTION | 1/2" THICKNESS |
| SS-7L | SOLID SURFACE | FIXTURES AS NOTED | | SOLID SURFACE | WITCH HAZEL | 1/2" THICKNESS |
| SS-1L | SOLID SURFACE | FIXTURES AS NOTED | | SOLID SURFACE | TERNI M201 | 1/2" THICKNESS CONTACT: CHERI RUKAVINA @ LG SURFACES (404) 435-8092 |
| | | FSC | | | | |
| SS-2L | SOLID SURFACE | FIXTURES AS NOTED | LG SURFACES | SOLID SURFACE | TERNI M201 | 1/2" THICKNESS |
| | | TOP CAP/ SILL | | | | |
| SS-3L | SOLID SURFACE | FIXTURES AS NOTED | | SOLID SURFACE | TERNI M201 | 1/2" THICKNESS |
| | | FEATURE ELEMENT/TOP CAP | | | | |
| SS-6L | SOLID SURFACE | FIXTURES AS NOTED | | SOLID SURFACE | HI-MACS COCONUT | 1/2" THICKNESS |
| | | FSC | | | | |
| SS-6L | SOLID SURFACE | FIXTURES AS NOTED | SAMSUNG / STARON | SOLID SURFACE | ASPEN LILY AL646 | 1/2" THICKNESS CONTACT: BILL MISKA@ 813-404-2876 bill.miska@samsung.com |
| FABRICS | | | | | | |
| UPH-1L (SEE NOTE FOR USAGE) | FABRIC | SEATING SEAT PAD/ BACK PAD/ SOFT SEATING | CF STINSON | AVANT | AV108 TOMATOE | NOTE: TO BE USED ONLY WITH P-1L / P-7L AND PL-7L |
| UPH-3L | FABRIC | SEATING BACK PAD/ SOFT SEATING | | AVANT | AV130 BONE | REFER TO 2020 LIGHT GUIDELINES FOR FURTHER DIRECTIONS |
| UPH-4L | FABRIC | SEATING SEAT PAD/ SOFT SEATING | | LAREDO | L 19 BRINDLE | CONTACT: GLENN STINSON @ 248-299-3800 |
| UPH-4L | FABRIC | SEATING SEAT PAD/ SOFT SEATING | | AVANT | BK CUSTOM DESERT | |
| UPH-5L | FABRIC | SEATING BACK PAD / BACK REST SOFT SEATING | | BK INTERLACE | NATURAL | |
| UPH-6L | FABRIC | SEATING BACK PAD / BACK REST SOFT SEATING | | MOXIE | MOX 70 MOJO | |
| | | SEATING SEAT PAD/ BACK PAD/ SOFT SEATING | | | | |
| UPH-8L (SEE NOTE FOR USAGE) | FABRIC | SEATING SEAT PAD/ BACK PAD/ SOFT SEATING | | AVANT | BK CUSTOM RED | NOTE: TO BE USED ONLY WITH P-14L AND PL-6L |
| UPH-7L | FABRIC | SEATING SOFT SEAT SEAT | | LARIAT 440401 | 010 TAUPE | CONTACT: ZANDY RODON 404-909-8444 zrodon@maharam.com |
| | | SEATING BACK PAD / BACK REST SOFT SEATING | | LINEAGE 466127 | 002 TUSOCK | |
| WALLPAPERS | | | | | | |
| WC-1L | WALL PAPER | WALL FINISH DINING ROOM | WOLF GORDON | WALL COVERING | BROOKLYN FULTON G-7938684 | CONTACT: VALERIE PEDERSON - NATIONAL SALES REPRESENTATIVE 612-251-5330 VALERIE.PEDERSON@WOLFGORDON.COM |
| WC-2L | WALL PAPER | WALL FINISH DINING ROOM | MDC WALL COVERING | WALL COVERING | CHI, SABLE 1162 CI | CONTACT: 800-621-4006 |
| | | | | | | |
| WC-3L | WALL PAPER | WALL FINISH DINING ROOM | | LEDA | ALABASTER WC1033/2 | CONTACT: KATE KOLACKI 561-262-8932 KKOLACKI@KNOLL.COM WW.KNOLLTEXTILES.COM |
| WC-4L | WALL PAPER | WALL FINISH PLAYGROUND | | THE INK COLLECTION DRIP | PUNCH WC1408/1 | NOTE: (4 WEEKS LEAD TIME) |
| WC-5L | WALL PAPER | WALL FINISH PLAYGROUND | KNOLL TEXTILES | THE INK COLLECTION DRIP | SAKE WC1408/3 | |
| | | | | | | |
| WC-6L | WALL PAPER | WALL FINISH PLAYGROUND | | THE INK COLLECTION RUN | CORAL WC1409/1 | |
| RESIN PANEL | | | | | | |
| R-1L | RESIN | DIVIDER SCREENS | 3-FORM | VARIA ECORESIN | TING TING PATENT FINISH FRONT & BACK | 3/8" THICK CONTACT: JULIANA SHARKEY (954.579.6545) & JANICE ELDREDGE (801.649.2599) (3 WEEKS LEAD TIME) |
| R-2L | RESIN | SMOOTHIE STATION DIVIDER SCREEN | | VARIA ECORESIN | TING TING SUPERMATTE | 3/8" THICK NOTE: R1-L TO BE USED WITH R2-L |
| R-1L (ALT1) | RESIN | DIVIDER SCREENS | | MODERNA | COURRIER SANDSTONE FINISH FRONT & BACK | 3/8" THICK NOTE: R1-L (ALT1) TO BE USED WITH R2-L (ALT1) |
| R-2L (ALT1) | RESIN | SMOOTHIE STATION DIVIDER SCREEN | | MODERNA | COURRIER SUPERMATTE | 3/8" THICK RESIN PANEL TYPE CANNOT BE MIX/ MATCH WITHIN RESTAURANT |
| R-1L (ALT2) | RESIN | DIVIDER SCREENS | LUMICOR | WHITE HAVEN COLLECTION | KAURI - FRONT & BACK FINISH: SATIN | 3/8" THICK CONTACT: DOROTHY L. DAVIS (305.213.3364) EMAIL - DDAVIS@THEAREYNOLDS.COM (3 WEEKS LEAD TIME) |
| R-2L (ALT2) | RESIN | SMOOTHIE STATION DIVIDER SCREENS | | WHITE HAVEN COLLECTION | KAURI - FRONT FINISH: SATIN | 3/8" THICK NOTE: R1-L (ALT2) TO BE USED WITH R2-L (ALT2) |
| | | | | | BACK FINISH- FROST | |



PENDANT / DRUM SHADE COLORS



SEATING Concepts
 125 Connell Ave
 Rockdale, IL 60436
 www.seating-concepts.com
 T: 815.730.7980 F: 815.730.7969

This drawing contains proprietary information by Seating Concepts. Unauthorized use or reproduction is prohibited without expressed written consent of Seating Concepts.

Project Contacts:
 Please contact one of the following Seating Concepts team members to address any concerns you may have:

Customer Service:
 Ken Hibben 815.730.7980 x 2253
 Linda Bender 815.730.7980 x 2224
 Alyson Simek 815.730.7980 x 2206

Interior Design:
 Samantha Uthe 815.730.7980 x 2251
 Lori Manion 815.730.7980 x 2242
 Iwona Letocha 815.730.7980 x 2273
 Sandra Chavez: 815.730.7980 x 2221
 Niha Prasad: 815.730.7980

**After delivery of decor if you have any questions please contact customer service at 815.730.7980



PROJECT: Improved 20/20 Light
 LOCATION: AURORA, IL
 ADDRESS: 2110 W. GALENA BLVD.
 STORE #: 5735
 DRAWN BY: NP
 PROJECT MANAGER: Zach DePyssler
 SALES MANAGER: Linda Bender

DATE: 09-02-15

| REVISION HISTORY | | | |
|------------------|-------|--------------------------|----------|
| DATE | REV # | DESCRIPTION | INITIALS |
| 09-02-15 | 1 | REVISE PER SCI REVIEW | NP |
| 09-06-15 | 2 | NEW CAD | NP |
| 09-09-15 | 3 | REVISE PER SCI REVIEW | NP |
| 12-01-15 | 4 | NEW SHELL | NP |
| 01-06-16 | 5 | ADD WASHERS FOR GRAPHICS | NP |
| 02-01-16 | 6 | NOTES/ DIMENSIONS | NP |
| 02-01-16 | 7 | REVISE PER SCI REVIEW | NP |
| 02-05-16 | 8 | REVISE BOOTH & DW HEIGHT | NP |
| 02-09-16 | 9 | PER SALES & ARCHITECT | LCM |

DRAWING TITLE: Product Images
 SCALE: NTS
ID-14
 11 x 17 SIZE FORMAT

This drawing contains proprietary information by Seating Concepts. Unauthorized use or reproduction is prohibited without expressed written consent of Seating Concepts.

Project Contacts:

Please contact one of the following Seating Concepts team members to address any concerns you may have:

Customer Service:
Ken Hibben 815.730.7980 x 2253
Linda Bender 815.730.7980 x 2224
Alyson Simek 815.730.7980 x 2206

Interior Design:
Samantha Uthe 815.730.7980 x 2251
Lori Manion 815.730.7980 x 2242
Iwona Letocha 815.730.7980 x 2273
Sandra Chavez: 815.730.7980 x 2221
Niha Prasad: 815.730.7980

**After delivery of decor if you have any questions please contact customer service at 815.730.7980

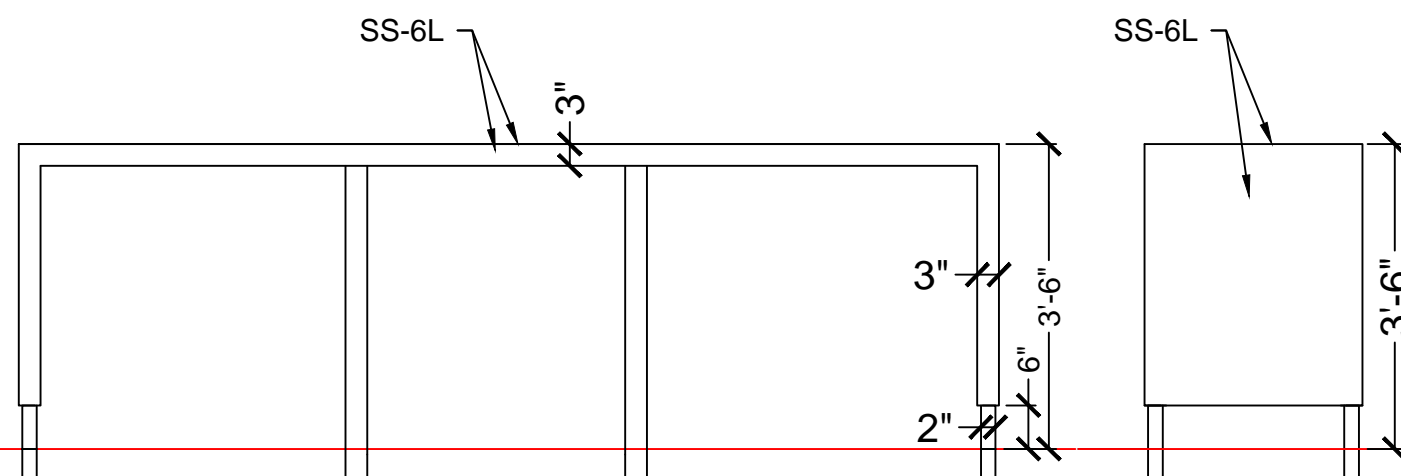


PROJECT: Improved 20/20 Light
LOCATION: AURORA, IL
ADDRESS: 2110 W. GALENA BLVD.
STORE #: 5735
DRAWN BY: NP
PROJECT MANAGER: Zach DePyssler
SALES MANAGER: Linda Bender

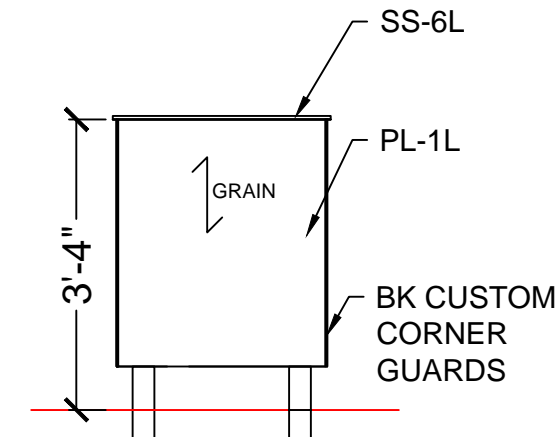
DATE: 09-02-15

| REVISION HISTORY | | | |
|------------------|-------|--------------------------|----------|
| DATE | REV # | DESCRIPTION | INITIALS |
| 09-02-15 | 1 | REVISE PER SCI REVIEW | NP |
| 09-06-15 | 2 | NEW CAD | NP |
| 09-09-15 | 3 | REVISE PER SCI REVIEW | NP |
| 12-01-15 | 4 | NEW SHELL | NP |
| 01-06-16 | 5 | ADD WASHERS FOR GRAPHICS | NP |
| 02-01-16 | 6 | NOTES/ DIMENSIONS | NP |
| 02-01-16 | 7 | REVISE PER SCI REVIEW | NP |
| 02-05-16 | 8 | REVISE BOOTH & DW HEIGHT | NP |
| 02-09-16 | 9 | PER SALES & ARCHITECT | LCM |

DRAWING TITLE: Product Details
SCALE: NTS
ID-15

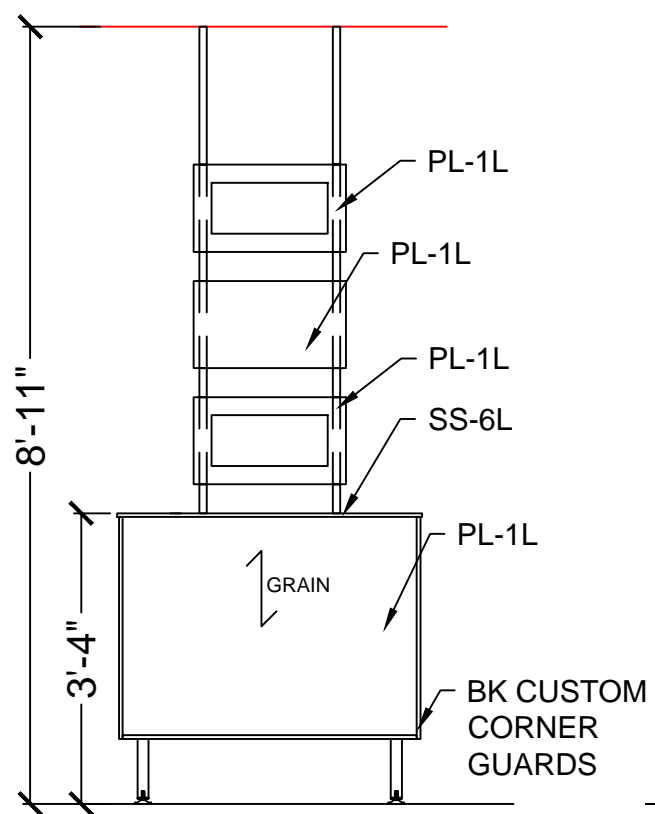


5 6

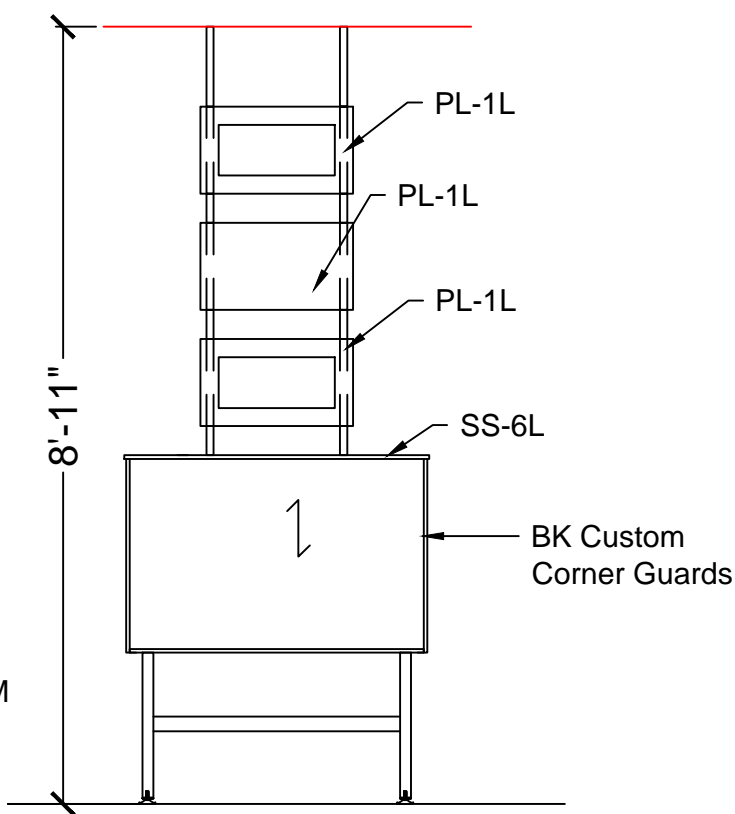


10

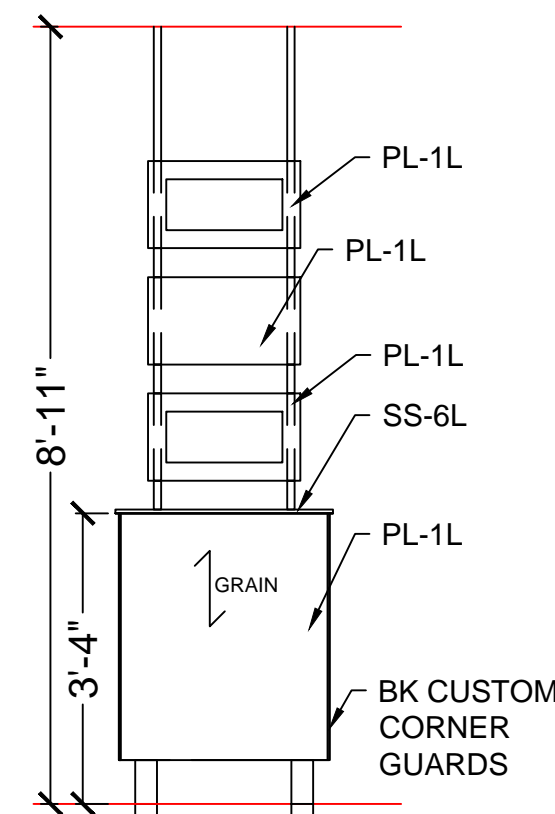
Community Table Elevations



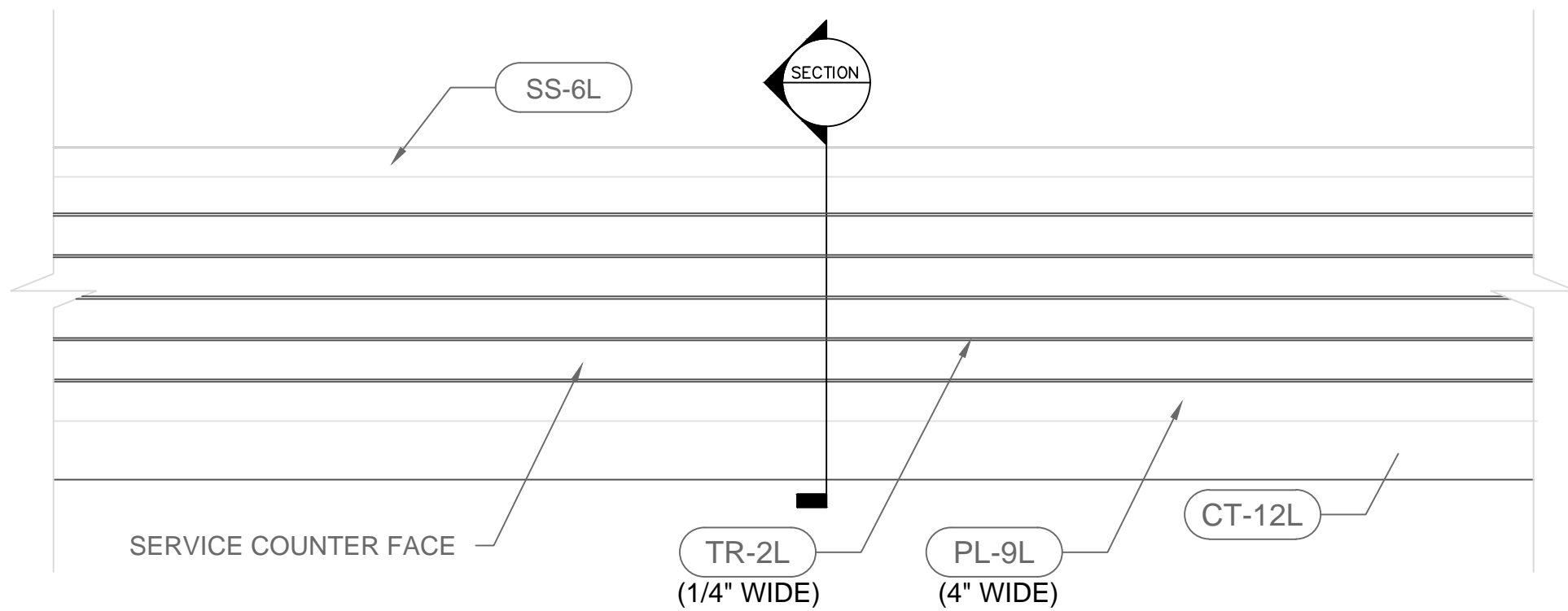
7



8

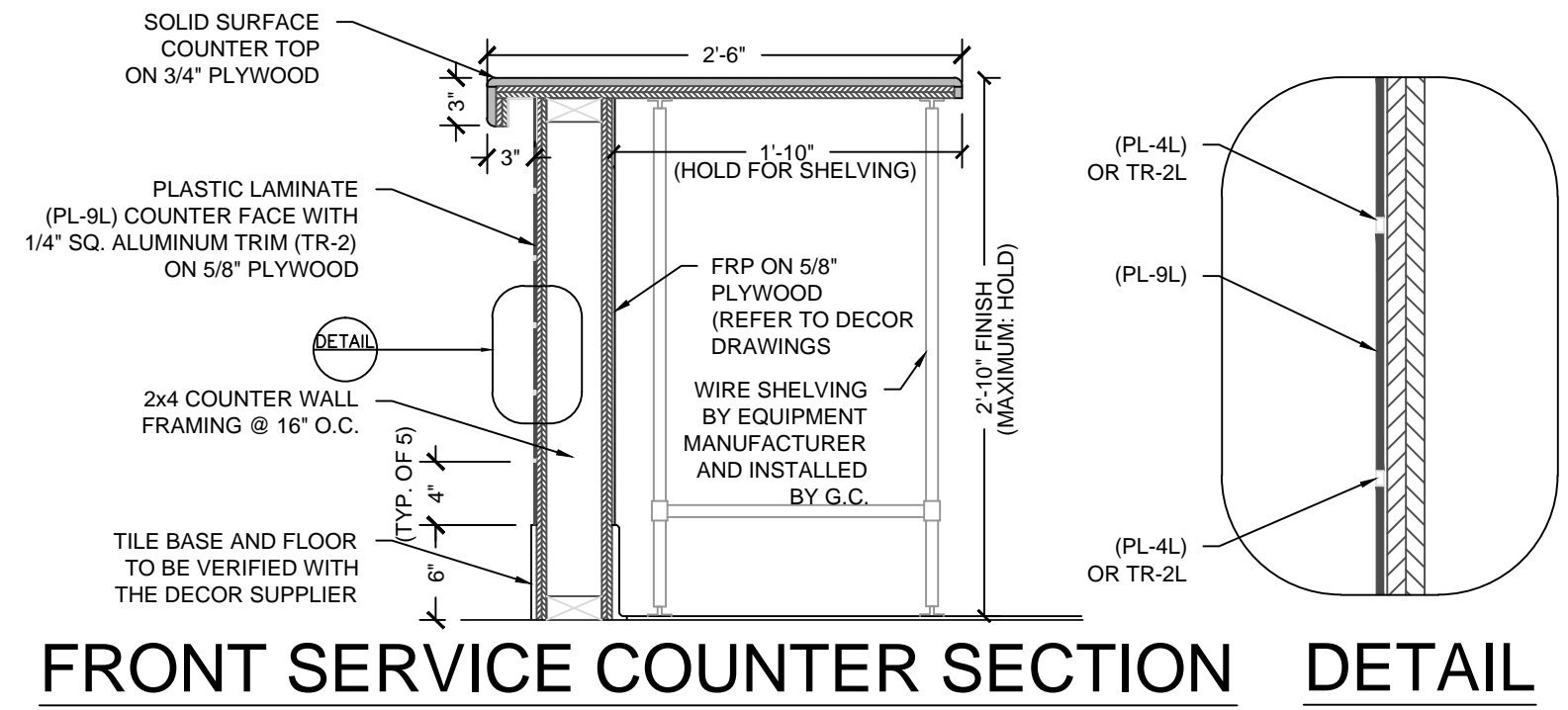


9



FRONT SERVICE COUNTER ELEVATION VIEW

SCALE: $\frac{3}{4}$ " = 1'-0"



SCALE: 1" = 1'-0"

SEATING Concepts
 125 Connell Ave
 Rockdale, IL 60436
www.seating-concepts.com
 T: 815.730.7980 F: 815.730.7969

This drawing contains proprietary information by Seating Concepts. Unauthorized use or reproduction is prohibited without expressed written consent of Seating Concepts.

Project Contacts:
 Please contact one of the following Seating Concepts team members to address any concerns you may have:

Customer Service:
 Ken Hibben 815.730.7980 x 2253
 Linda Bender 815.730.7980 x 2224
 Alyson Simek 815.730.7980 x 2206

Interior Design:
 Samantha Uthe 815.730.7980 x 2251
 Lori Manion 815.730.7980 x 2242
 Iwona Letocha 815.730.7980 x 2273
 Sandra Chavez: 815.730.7980 x 2221
 Niha Prasad: 815.730.7980

**After delivery of decor if you have any questions please contact customer service at 815.730.7980



PROJECT: Improved 20/20 Light

LOCATION: AURORA, IL

ADDRESS: 2110 W. GALENA BLVD.

STORE #: 5735

DRAWN BY: NP

PROJECT MANAGER: Zach DePyssler

SALES MANAGER: Linda Bender

DATE: 09-02-15


| REVISION HISTORY | | | |
|------------------|-------|--------------------------|----------|
| DATE | REV # | DESCRIPTION | INITIALS |
| 09-02-15 | 1 | REVISE PER SCI REVIEW | NP |
| 09-06-15 | 2 | NEW CAD | NP |
| 09-09-15 | 3 | REVISE PER SCI REVIEW | NP |
| 12-01-15 | 4 | NEW SHELL | NP |
| 01-06-16 | 5 | ADD WASHERS FOR GRAPHICS | NP |
| 02-01-16 | 6 | NOTES/ DIMENSIONS | NP |
| 02-01-16 | 7 | REVISE PER SCI REVIEW | NP |
| 02-05-16 | 8 | REVISE BOOTH & DW HEIGHT | NP |
| 02-09-16 | 9 | PER SALES & ARCHITECT | LCM |

DRAWING TITLE: FSC Details

SCALE: VARIES

ID-16

11 x 17 SIZE FORMAT



ISSUE DATES / REVISIONS

| NO. | DESCRIPTION | DATE |
|-----|-------------|------|
| | | |
| | | |
| | | |
| | | |
| | | |

PERMIT SUBMITTAL 1/5/16
NO. DESCRIPTION DATE

DRAWN BY: T. WILLIE
CHECKED BY: W. JOHNSON
DATE: 11.30.15
PROJECT NO: 15014

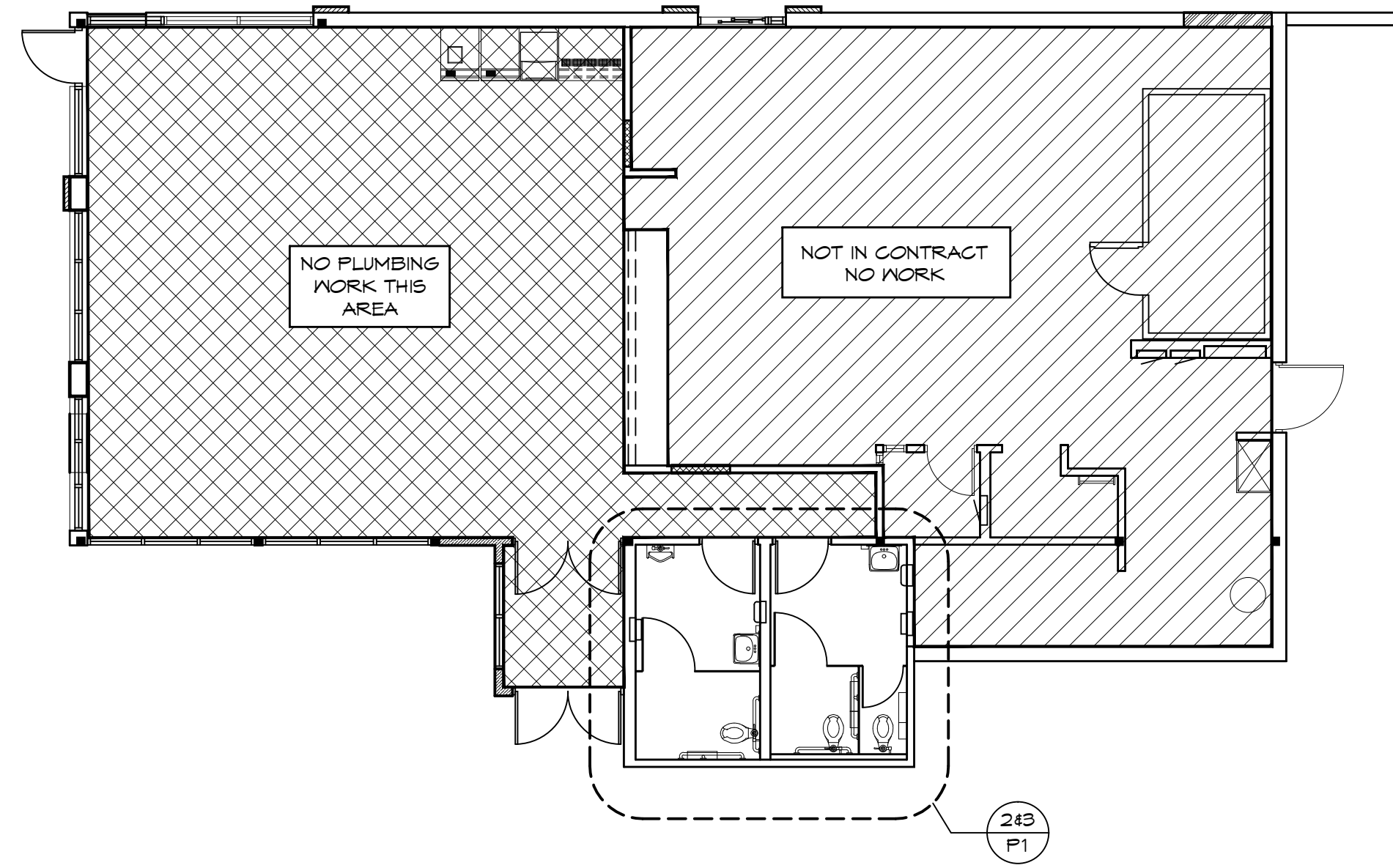
BURGER KING
STORE #5735
2110 W. GALENA BLVD.
AURORA, IL 60506

PLUMBING PLANS

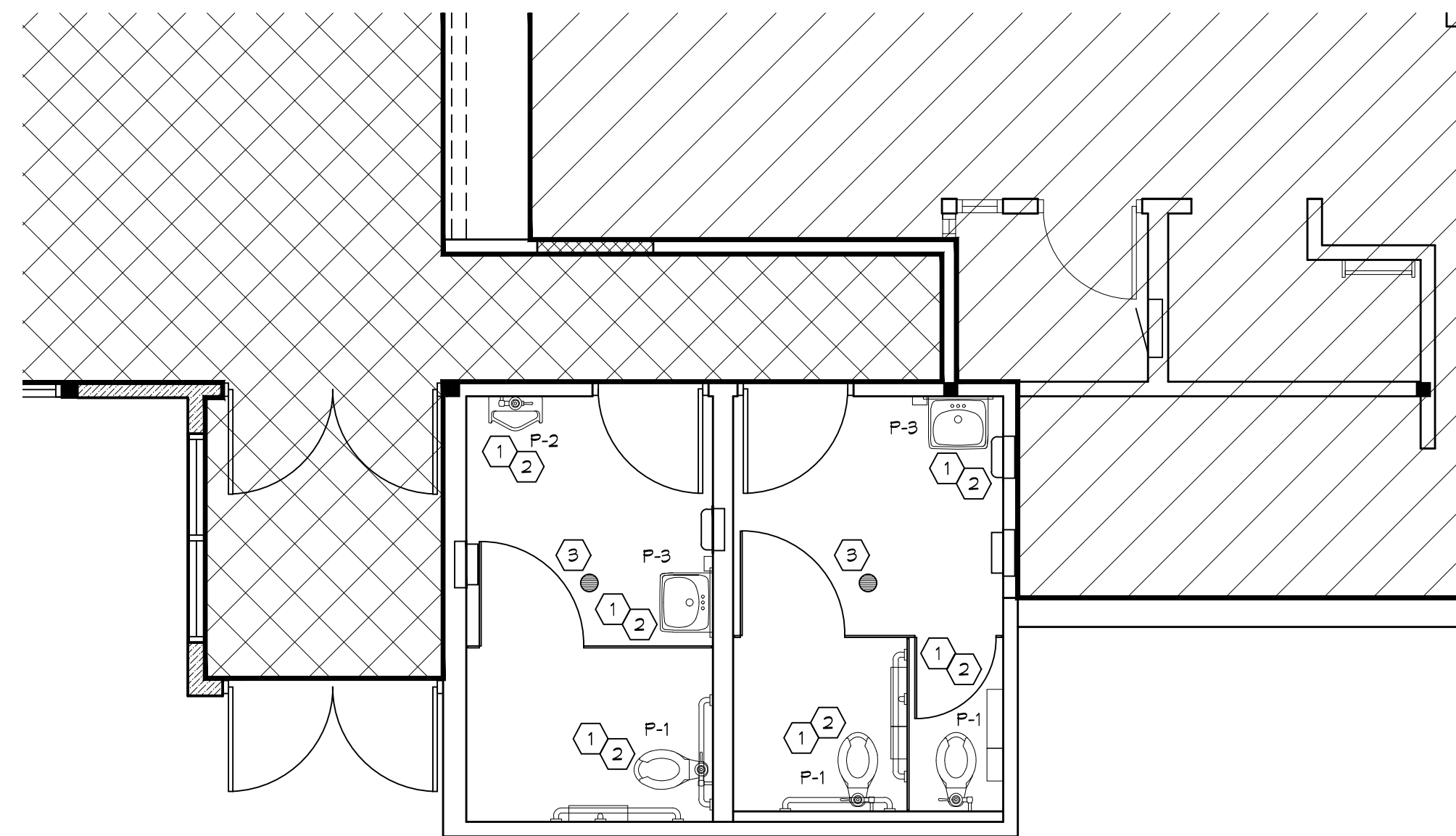
SHEET

P-1

ONE OF TWO



1 KEY PLAN
1/8" = 1'-0"



2 SANITARY PLUMBING PLAN
1/4" = 1'-0"

INSULATION SCHEDULE

| ZONE | PIPE SIZE UNDER 1" DIA. | PIPE SIZE OVER 1" DIA. |
|------|-------------------------|------------------------|
| A&B | 4" THICK | 3" THICK |
| C | 3" THICK | 2" THICK |
| D&E | 3/4" THICK | 1" THICK |

LEGEND

LEGEND MAY CONTAIN ITEMS NOT USED IN THIS BUILDING. CONTRACTOR TO VERIFY.

| | |
|--------------------|---|
| (Solid line) | SANITARY LINE |
| (Dashed line) | V - VENT PIPING |
| (Line with dashes) | CA - COLD WATER |
| (Line with dots) | HW - HOT WATER (120°) |
| (Lighter shade) | EXISTING PIPING TO BE SHOWN IN A LIGHTER SHADE. |

PLUMBING FIXTURE SCHEDULE

| MARK | FIXTURE | MANUFACTURER | MODEL NUMBER | MODEL NAME | VALVE |
|------|------------------------------|-------------------|--------------|------------|---|
| P-1 | WATER CLOSET ADA FLUSH VALVE | AMERICAN STANDARD | 3043.001 | MADERA | SLOAN ROYAL #110 -OR- ZURN #Z6000AV-HET 1.25GPF |
| P-2 | URINAL ADA FLUSH VALVE | AMERICAN STANDARD | 6501.010 | WASHBROOK | SLOAN ROYAL #186 |
| P-3 | LAVATORIES ADA - NEW | ZURN | Z5344 | | KOHLER K-15548 FAUCET |
| | | KOHLER | K-2054 | SOHO | ZURN #T440-XL FAUCET |

NOTES:
1. COMPARABLE FIXTURES BY AMERICAN STANDARD, ELJER AND KOHLER ARE ACCEPTABLE.
2. TOILET SEATS TO BE CHURCH #800554, KOHLER K-4611-G, OLSONITE #106 OR EQUAL.
3. IN SINGLE USE RESTROOMS ALL FIXTURE MUST BE ADA COMPLIANT.
4. WATER CLOSET CONTROLS MOUNTED ON WIDE (OPEN) SIDE OF TOILET AREA.

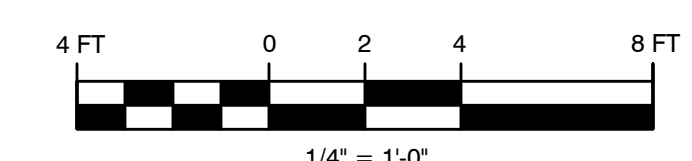
- PLUMBING GENERAL NOTES:**
- DO NOT SCALE DRAWINGS
 - ALL HOT AND COLD WATER PIPING LOCATED ABOVE CEILING AREAS BUT BELOW ROOF INSULATION SHALL BE INSULATED WITH 3/4" FIBERGLASS LOW PRESSURE TYPE WITH DUAL TEMPERATURE JACKET. ALL HOT AND COLD WATER PIPING LOCATED OUTSIDE OF BUILDING INSULATION ENVELOPE SHALL BE INSULATED TO THICKNESS SPECIFIED IN INSULATION SCHEDULE SHOWN ON THIS SHEET. ALL UNDERGROUND PIPES LOCATED INSIDE BUILDING TO BE ENCASED IN FLEXIBLE POLYETHYLENE.
 - LOCATE COLD WATER PIPES IN FURRED OUT SPACES AT TOILET ROOMS (ZONES A AND B ONLY).
 - ALL PIPING SHOWN ON THIS PLAN IS CONCEALED ABOVE THE LAY-IN CEILING, BELOW THE FLOOR AND IN WALLS. EXPOSE PIPING IN SPACE ONLY AT EQUIPMENT AND FIXTURES.
 - PROVIDE SEPARATE SHUT-OFF VALVES FOR ALL EQUIPMENT AND PLUMBING FIXTURES REQUIRING WATER CONNECTIONS.
 - PROVIDE COUPLINGS TO ALL EQUIPMENT AS REQUIRED.
 - PROVIDE APPROPRIATE BACK FLOW PREVENTER AT EQUIPMENT AS REQUIRED BY CODE.
 - PROVIDE WOOD BLOCKING AS REQUIRED FOR FIXTURES AND PIPING. (REFERENCE SHEET A-1)
 - CUTTING AND NOTCHING OF 2x4 BEARING WALL NOT TO EXCEED 1/8". BORED HOLES IN 2x4 BEARING WALLS NOT TO EXCEED 2-1/8".
 - PEX PIPING TO BE USED UNLESS NOT ALLOWED BY LOCAL CODES.
 - FURNISH TUBING AND FITTINGS, AS REQUIRED, FOR ALL FINAL CONNECTIONS.
 - SANITARY WASTE CAST IRON PIPE TO BE USED UNDER SLAB AS REQUIRED BY CODE.
 - RESEAL FLOOR DRAINS ACCORDING TO LOCAL REQUIREMENTS.
 - PROVIDE AIR CHAMBER TYPE WATER HAMMER ARRESTORS OR ACCEPTABLE FACTORY MANUFACTURED SUBSTITUTES AT ALL WATER ROUGH-IN LOCATIONS.
 - FURNISH BURST PROOF BRAIDED FLEXIBLE CONNECTORS FOR FINAL CONNECTIONS TO SINKS AND OTHER EQUIPMENT.

- PLUMBING DEMOLITION NOTES**
- REMOVE ALL UNUSED, ABOVE FLOOR PIPING AND ACCESSORIES AND HANGERS COMPLETELY TO A POINT JUST BEYOND THE DEMISING PARTITIONS - CAP OFF AS INSTRUCTED BY LANDLORD
 - REMOVE UNUSED FLOOR DRAINS FROM SLAB AND PLUG WASTE ROUGH-IN AT A POINT BELOW THE SLAB WITH GAS-TIGHT PLUG. BELOW SLAB WASTE PIPING SHALL BE ABANDONED IN PLACE. TAG ALL ABANDONED PIPING PER LANDLORD'S REQUIREMENTS. FLOOR PENETRATION SHALL BE PATCHED PER LANDLORD'S REQUIREMENTS AND FINISHED TO RECEIVE NEW FLOOR FINISH
 - REMOVE WASTE ROUGH-IN TO A POINT BELOW THE SLAB AND PLUG WASTE LINE WITH A GAS-TIGHT PLUG. BELOW SLAB WASTE PIPING SHALL BE ABANDONED IN PLACE. TAG ALL ABANDONED PIPING PER LANDLORD'S REQUIREMENTS. FLOOR PENETRATION SHALL BE PATCHED PER LANDLORD'S REQUIREMENTS AND FINISHED TO RECEIVE NEW FLOOR FINISH
 - REMOVE ALL UNUSED VENT(S)-THRU-ROOF COMPLETELY AND PATCH PER LANDLORD'S REQUIREMENTS

- KEYED NOTES:**
- PROVIDE AND INSTALL NEW PLUMBING FIXTURES AS SPECIFIED IN THE PLUMBING FIXTURE SCHEDULE ON THIS SHEET. NEW PLUMBING FIXTURES TO BE INSTALLED AT EXISTING FIXTURE LOCATIONS.
 - CONNECT NEW PLUMBING FIXTURE AT EXISTING FIXTURE LOCATION. FIELD VERIFY EXACT LOCATION PRIOR TO COMMENCING WORK.
 - EXISTING FLOOR DRAIN TO REMAIN.

PLUMBING NOTE:
EXISTING PLUMBING FIXTURES TO BE REMOVED. NEW PLUMBING FIXTURES TO BE INSTALLED AT THE REMOVED FIXTURE LOCATIONS.

G.C. PLUMBING NOTE:
ON DAY (1) OF CONSTRUCTION, G.C. TO JET ALL DRAIN LINES, CAMERA AND IDENTIFY ANY UNDERGROUND ISSUES AND PROVIDE CHANGE ORDER FOR REPAIRS. UPON COMPLETION OF CONSTRUCTION, G.C. TO JET ALL DRAIN LINES, CAMERA AND IDENTIFY ANY UNDERGROUND ISSUES AND PROVIDE CHANGE ORDER FOR REPAIRS.



PLUMBING SPECIFICATIONS

NOTE! MANUFACTURERS' NAMES ON WHICH THIS SPECIFICATION IS BASED INDICATE THE MINIMUM QUALITY OF PRODUCT REQUIRED. SUBSTITUTION MAY BE MADE TO THOSE SPECIFIED IF DEEMED EQUIVALENT BY THE OWNER'S REPRESENTATIVE. ALL WORK AND PRODUCTS SHALL MEET THE REQUIREMENTS OF THE OWNER.

1. ALL WORK SHALL BE PERFORMED IN CONFORMANCE WITH ALL APPLICABLE CODES AND THE OWNER'S MINIMUM REQUIREMENTS AS STATED HEREIN, OR OTHERWISE INDICATED BY THE OWNER.
2. SEE ARCHITECTURAL GENERAL AND SPECIAL CONDITIONS. CONDITION REQUIREMENTS SHALL APPLY UNLESS OTHERWISE NOTED.
3. ALL WORK SHALL BE PERFORMED AS INDICATED ON DRAWINGS UNLESS FIELD CONDITIONS REQUIRE MINOR CHANGES BE MADE. MINOR CHANGES SHALL BE MADE WITH NO ADDITIONAL COST.
4. ALL WORK SHALL BE GUARANTEED FOR ONE YEAR AFTER ACCEPTANCE OF THE WORK BY OWNER.
5. THE CONTRACTOR SHALL VISIT THE SITE PRIOR TO SUBMITTING HIS BID. BIDS SHALL SERVE AS EVIDENCE OF KNOWLEDGE OF EXISTING CONDITIONS.
ACTUAL LOCATIONS OF EXISTING SERVICE STUBS MUST BE FIELD VERIFIED. CHANGES TO CONFORM TO ACTUAL POINTS-OF-CONNECTION SHALL BE MADE AT NO ADDITIONAL COST.
6. CONTRACTOR SHALL PREPARE AND SUBMIT AS-BUILT DRAWINGS TO OWNER AND ENGINEER.
AS-BUILT DRAWINGS SHALL INDICATE ACTUAL MANUFACTURER OF THE EQUIPMENT INSTALLED, THE EXACT LOCATION OF EQUIPMENT AND THE ACTUAL CAPACITY.
7. EQUIPMENT, FIXTURES, AND ACCESSORIES SHALL NOT BE SUPPORTED FROM CEILING, SOFFIT, PIPING, DUCTWORK, METAL ROOF DECK, LATERAL BRACINGS, BRIDGINS, OR OR CONDUIT. ITEMS SHALL ONLY BE SUPPORTED FROM STRUCTURE WHICH HAS BEEN APPROVED BY THE ARCHITECT.
8. ALL ROOF WORK, PENETRATIONS, AND REPAIRS SHALL BE TOTALLY PERFORMED BY ONLY THOSE ROOFING CONTRACTORS APPROVED BY THE OWNER AND GENERAL CONTRACTOR.
9. DEFICIENCIES AND NON-CONFORMING ITEMS SHALL BE CORRECTED BY THE CONTRACTOR. FAILURE TO CORRECT SUCH ITEMS SHALL PERMIT THE OWNER TO CORRECT SAME AT A COST TO THE CONTRACTOR.
10. THE CONTRACTOR SHALL BE RESPONSIBLE FOR SECURING ALL PERMITS AND PAYING FOR SAME. HE SHALL INCLUDE IN HIS BID CHARGES FOR ALL FEES ASSOCIATED WITH THE CONSTRUCTION OF THE SPACE INCLUDING BUT NOT LIMITED TO LOCAL, COUNTY, OR STATE SERVICE CHARGES AND PERMIT FEES, AND LANDLORD'S UTILITY, AND/OR EQUIPMENT CHARGES.
11. SCOPE OF WORK:
FURNISH ALL LABOR, MATERIALS, SUPPLIES, EQUIPMENT, AND FEES REQUIRED TO COMPLETELY INSTALL, TEST AND PLACE THE SPECIFIED EQUIPMENT, COMPONENTS, CONTROLS AND SYSTEMS IN SERVICE.
SOIL, WASTE AND VENT SYSTEM
DOMESTIC WATER SYSTEM
DOMESTIC WATER HEATER
PLUMBING FIXTURES AND TRIM
MISCELLANEOUS STEEL WORK, FLOOR AND WALL SLEEVES, SLOTS AND INSERTS, PLATES, SUPPORTS AND HANGERS
ALL OTHER PLUMBING ITEMS INDICATED ON THE DRAWINGS, SPECIFIED HEREIN, OR NEEDED FOR A COMPLETE AND FUNCTIONAL PLUMBING INSTALLATION IN ACCORDANCE WITH ALL PERTINENT CODES AND REGULATIONS.
CLEANING AND TESTING OF ALL SYSTEMS
WARRANTY OF ALL WORK FOR A PERIOD OF ONE YEAR
12. MATERIALS:
12.1 SANITARY DRAIN, WASTE, AND VENT SHALL BE:
SOIL AND WASTE, UNDERFLOOR - SERVICE WEIGHT CAST IRON, HUB AND SPIGOT SOIL PIPE AND FITTINGS, COATED INSIDE AND OUT.
SOIL, WASTE, AND VENT, ABOVE FLOOR - HUBLESS CAST IRON PIPE AND FITTINGS, COATED INSIDE AND OUT. NO PVC ALLOWED.
- 12.2 DOMESTIC WATER PIPING SHALL BE:
UNDERGROUND: TYPE K COPPER, HARD DRAWN
ABOVE GROUND: TYPE L COPPER, HARD DRAWN TYPE M COPPER MAY BE USED WHERE APPROVED BY OWNER AND ENGINEER AND ALLOWED BY ALL AUTHORITIES HAVING JURISDICTION.
- 12.3 INSULATION:
INSULATE ALL DOMESTIC WATER PIPING AND ALL HORIZONTAL WASTE PIPING ABOVE CEILINGS.
DOMESTIC WATER PIPING SHALL BE COVERED WITH 1/2" THICK GLASSFIBER COLD WATER PIPE INSULATION WITH VAPOR BARRIER AND ALL SERVICE JACKET.
CONTRACTOR MAY PROVIDE PRE-FORMED PIPE INSULATION OF CLOSED CELL ELASTOMERIC FOAM.
HORIZONTAL WASTE PIPING SHALL BE COVERED WITH 1" THICK GLASSFIBER INSULATION WITH VAPOR BARRIER AND ALL SERVICE JACKET.
GLASSFIBER INSULATION SHALL BE OF THE TYPE HAVING A 4.0 LB DENSITY AND A K-FACTOR OF 0.25.
ALL EXPOSED AND CONCEALED INSULATED PIPING TO HAVE AN ALL-SERVICE JACKET SIMILAR TO OWENS-CORNING FIBERGLASS ASJ25 WITH SELF SEALING LAP AND JOINT SEALING STRIPS.
- 12.4 WATERHAMMER ARRESTORS SHALL BE PROVIDED ON ALL HOT AND COLD WATER LINES, AT INDIVIDUAL FIXTURES, AND OTHER SUCH LOCATIONS TO BRING WATER SYSTEM IN CONFORMANCE WITH PLUMBING AND DRAINAGE INSTITUTE STANDARDS.
IN LIEU OF MANUFACTURED WATERHAMMER ARRESTORS, CONTRACTOR MAY PROVIDE 12" HIGH AIR CHAMBERS.
13. EXECUTION
13.1 PIPING INSTALLATION:
EXCEPT AS OTHERWISE INDICATED, PROVIDE FACTORY-FABRICATED HANGER & SUPPORTS COMPLYING WITH MSS SP-58. HANGERS AND SUPPORTS SELECTED BY INSTALLER TO SUIT FIELD CONDITIONS SHALL COMPLY WITH MANUFACTURERS' PUBLISHED PRODUCT INFORMATION.
PIPE TO BE SUPPORTED SECURELY FROM HANGERS AS FOLLOWS:
PIPE HANGERS TO BE SUPPORTED FROM STRUCTURAL STEEL BEAMS BY MEANS OF BEAM CLAMPS HANGERS ARE NOT TO BE SUPPORTED FROM STEEL FLOOR AND/OR ROOF DECKING.
CONTRACTOR SHALL BE RESPONSIBLE FOR INSTALLATION OF ANY REQUIRED AUXILIARY STEEL FOR SUPPORT OF HANGERS.
DRAIN, WASTE AND VENT
CAST IRON PIPE MUST HAVE HANGERS THAT ARE 10 FEET ON CENTER MAXIMUM, WITH A MINIMUM OF ONE HANGER FOR EACH SECTION OF PIPE, AND AT CHANGES IN DIRECTION.
THE BASE OF EACH RISER OR STACK SHALL BE SUPPORTED AT EACH FLOOR AND AT THE ROOF, IF APPROPRIATE.
ALL HORIZONTAL DRAINAGE AND VENT PIPING SHALL BE RUN AT A MINIMUM OF 1/8" PER LINEAR FOOT.

CHANGES IN DIRECTION OR SIZE OF DRAINAGE PIPING SHALL BE MADE WITH APPROPRIATE FITTINGS HAVING LONG RADIUS.

SLIP JOINT FITTINGS WILL BE PERMITTED ONLY ON TRAP CONNECTIONS.

DOMESTIC WATER PIPING

HORIZONTAL PIPING SHALL BE SUPPORTED FROM STRUCTURE ABOVE AS REQUIRED BY LOCAL PLUMBING CODE, OR AT A MINIMUM AS FOLLOWS:

- 1/2" COPPER TUBE - 5'-0"
- 3/4" & 1" COPPER TUBE - 6'-0"

WATER LINES SHALL RUN PARALLEL OR PERPENDICULAR TO THE LINES OF THE BUILDING.

PROVIDE FITTINGS AT EACH CHANGE IN DIRECTION OR CHANGE IN PIPE SIZE.

PROPER ALLOWANCE SHALL BE MADE FOR EXPANSION, AND ALL BRANCHES SHALL BE BLOCKED AS MAY BE NECESSARY TO PREVENT NOISE OR VIBRATION. HOT WATER PIPE SHALL BE PROVIDED WITH PROPERLY CONSTRUCTED SWING JOINT OR EXPANSION LOOP AS REQUIRED.

PROVIDE SHUT OFF VALVE AT CONNECTION TO EACH FIXTURE.

13.2 FLOOR DRAINS, INSTALLED ABOVE GRADE, SHALL BE FLASHED WITH 6 LB. SHEET LEAD (AS DIRECTED BY THE LANDLORD) CLAMPED UNDER FLASHING RING, EXTENDING 18" FROM DRAIN IN ALL DIRECTIONS.

ALL DRAINS SHALL BE PROVIDED WITH DEEP SEAL TRAP.

13.3 THIS CONTRACTOR SHALL BE RESPONSIBLE FOR ALL CUTTING AND PATCHING REQUIRED TO PERFORM HIS WORK. STATED CUTTING AND PATCHING SHALL CONFORM TO RELEVANT "GENERAL CONDITIONS" SPECIFICATIONS.

13.4 IF REQUIRED, THIS CONTRACTOR SHALL BE RESPONSIBLE FOR EXCAVATION AND BACKFILL OF TRENCHES AND ANY CONCRETE SLAB REPLACEMENT.

13.5 FLASH VENT PIPES PASSING THROUGH ROOF WITH LEAD ROOF FLASHING CONSTRUCTED OF NUMBER 4 SHEET LEAD, WITH BASE EXTENDING NO THAN 12 INCHES ON EACH SIDE OF VENT. THE VERTICAL PORTION OF FLASHING SHALL EXTEND UPWARD THE ENTIRE LENGTH OF THE PIPE AND BE TURNED DOWN INSIDE THE PIPE.

MINIMUM VENT THRU THE ROOF SHALL BE 4".

13.6 THIS CONTRACTOR SHALL MAKE ARRANGEMENTS WITH THE OWNER AND/OR THE LOCAL UTILITY FOR INSTALLATION OF REQUIRED WATER METER. THIS INCLUDES PURCHASE OF REQUIRED METER, AND INSTALLATION OF SAME IN LOCATION DESIGNATED BY THE OWNER/ARCHITECT.

THIS CONTRACTOR SHALL EXTEND DOMESTIC WATER LINE FROM METER LOCATION TO THE LEASED PREMISES.

THIS CONTRACTOR SHALL PAY ALL FEES REQUIRED, FOR INSTALLATION OF WATER SERVICE AND METER.

14. CONTRACTOR SHALL TEST ALL SYSTEMS INSTALLED.

14.1 DOMESTIC WATER PIPING SHALL BE TESTED AT 100 PSI. PRESSURE SHALL BE MAINTAINED FOR PERIOD OF ONE HOUR. IF LEAKS APPEAR LINES SHALL BE DRAINED AND REPAIRED AND RETESTED.

14.2 SOIL WASTE AND VENT PIPING SHALL BE TESTED WITH WATER. THE WATER SHALL MAINTAIN A CONSTANT LEVEL AT THE HIGHEST POINT OR AT LEAST TEN FEET ABOVE THE MEAN ELEVATION OF THE PIPING UNDER TEST FOR AT LEAST 4 HOURS. IF LEAKS APPEAR, LINES SHALL BE DRAINED, LEAKS REPAIRED AND RETESTED.


15. DOMESTIC WATER SYSTEMS SHALL BE CHLORINATED IN ACCORDANCE WITH RECOGNIZED INDUSTRY STANDARDS. AFTER CHLORINATION, THE SYSTEM SHALL BE FLUSHED AND PUT INTO SERVICE.

16. MATERIALS, EQUIPMENT, AND INSTALLATION SHALL BE GUARANTEED FOR A PERIOD OF ONE YEAR FROM THE DATE OF ACCEPTANCE. DEFECTS WHICH APPEAR FROM THAT PERIOD SHALL BE CORRECTED AT THIS CONTRACTOR'S EXPENSE.

FOR THE SAME PERIOD, THIS CONTRACTOR SHALL BE RESPONSIBLE FOR ANY DAMAGE TO THE PREMISES CAUSED BY DEFECTS IN WORKMANSHIP OR IN THE WORK OR EQUIPMENT FURNISHED AND/OR INSTALLED BY HIM.

WARREN JOHNSON ARCHITECTS, INC.

19 N. GREELEY STREET
PALATINE, ILLINOIS 60067
TEL. 847.359.9616
FAX 847.359.9641



BURGER KING



| ISSUE DATES / REVISIONS | | |
|-------------------------|-------------|-------|
| | | |
| | | |
| | | |
| | | |
| | | |
| | | |
| PERMIT SUBMITTAL | 0/00/15 | |
| NO. | DESCRIPTION | DATE: |
| | | |

© WARREN JOHNSON ARCHITECTS, INC. 2013
THESE DOCUMENTS ARE THE PROPERTY OF WARREN JOHNSON ARCHITECTS, INC. THEY MAY NOT BE REPRODUCED, COPIED OR REPRODUCED WITHOUT WRITTEN PERMISSION FROM THE AUTHOR.

| | |
|-------------|------------|
| DRAWN BY: | T. WILLIE |
| CHECKED BY: | M. JOHNSON |
| DATE: | 11.30.15 |
| PROJECT NO: | 15014 |

**BURGER KING
STORE #5735
2110 W. GALENA BLVD.
AURORA, IL 60506**

PLUMBING SPECS

PANELBOARD SCHEDULE

| DESIGNATION: EXISTING PANEL MDP | | MAIN BKR: 600A | |
|---------------------------------|-------------------------------------|-------------------------------|-----|
| VOLTAGE: 120/208V | | BUS SIZE: 600A | |
| PHASE: 3PH, 4W | | MOUNTING: RECESSED (EXISTING) | |
| CKT | DESCRIPTION | BKR | BKR |
| 1 | A/C UNIT # 1 (PACKAGE UNIT ON ROOF) | 3/100 | |
| 2 | A/C UNIT # 2 (PACKAGE UNIT ON ROOF) | 3/100 | |
| 3 | A/C UNIT # 3 (PACKAGE UNIT ON ROOF) | 3/100 | |
| 4 | A/C UNIT # 4 (PACKAGE UNIT ON ROOF) | 3/100 | |
| 5 | PANEL 'A' | 3/225 | |
| 6 | PANEL 'B' | 3/225 | |
| 7 | PANEL 'C' | 3/225 | |
| 8 | SPACE | | |
| 9 | SPACE | | |
| 10 | SPACE | | |

PANELBOARD SCHEDULE

| DESIGNATION: EXISTING PANEL A | | MAIN BKR: 225A | |
|-------------------------------|-----------------------|-------------------------------|------|
| VOLTAGE: 120/208V | | BUS SIZE: 225A | |
| PHASE: 3PH, 4W | | MOUNTING: RECESSED (EXISTING) | |
| CKT | DESCRIPTION | BKR | BKR |
| 1 | AREA LIGHTS | 20/2 | 20/1 |
| 3 | | 20/1 | 20/1 |
| 5 | AREA LIGHTS | 20/2 | 20/1 |
| 7 | | 20/1 | 20/1 |
| 9 | PYLON SIGN | 20/2 | 20/1 |
| 11 | | 20/1 | 20/1 |
| 13 | DRIVE-THRU ORDER SIGN | 20/1 | 20/1 |
| 15 | SPARE | 20/1 | 20/1 |
| 17 | PARAPET LIGHTS | 20/1 | 20/1 |
| 19 | MANSARD SIGN | 20/1 | 20/1 |
| 21 | | 20/1 | 20/1 |
| 23 | LOGO SIGN | 20/1 | 20/1 |
| 25 | EXT. SOFFIT LIGHTS | 20/1 | 20/1 |
| 27 | SPARE | 20/1 | 20/1 |
| 29 | SPARE | 20/1 | 20/1 |
| 31 | SPARE | 20/1 | 20/1 |
| 33 | SPARE | 20/1 | 20/1 |
| 35 | SPARE | 20/1 | 20/1 |
| 37 | EXHAUST FANS 1 & 2 | 20/2 | 20/2 |
| 39 | | | |
| 41 | SPARE | 20/1 | 20/1 |

PANELBOARD SCHEDULE

| DESIGNATION: EXISTING PANEL B | | MAIN BKR: 225A | |
|-------------------------------|-----------------------------|-------------------------------|------|
| VOLTAGE: 120/208V | | BUS SIZE: 225A | |
| PHASE: 3PH, 4W | | MOUNTING: RECESSED (EXISTING) | |
| CKT | DESCRIPTION | BKR | BKR |
| 1 | DINING ROOM RECEPTACLES | 20/1 | 20/1 |
| 3 | P.O.S. RECEPTACLES | 20/1 | 20/1 |
| 5 | IN-STORE PROCESSOR | 20/1 | 20/1 |
| 7 | ENERGY PANEL | 20/1 | 20/1 |
| 9 | CLOCK/STOCK LEVEL/BELL | 20/1 | 20/1 |
| 11 | TIME CLOCK/FOOD PROCESSOR | 20/1 | 20/1 |
| 13 | COFFEE MACHINE | 30/2 | 20/1 |
| 15 | ICE MACHINE | 30/2 | 20/1 |
| 17 | | 20/1 | 20/1 |
| 19 | COFFEE MACHINE | 40/2 | 20/1 |
| 21 | ICE & DRINK DISPENSERS | 20/1 | 20/1 |
| 23 | BUN GRILL & V.G. FREEZER | 20/1 | 20/1 |
| 25 | MICROWAVE OVEN | 20/2 | 30/2 |
| 27 | | 20/1 | 20/1 |
| 29 | HOLDING CABINET & HEAT LAMP | 20/1 | 20/1 |
| 31 | TOASTER | 20/2 | 20/1 |
| 33 | | 20/1 | 20/1 |
| 35 | | 20/1 | 20/1 |
| 37 | | 20/1 | 20/1 |
| 39 | | 20/1 | 20/1 |
| 41 | SPARE | 20/1 | 20/1 |

PANELBOARD SCHEDULE

| DESIGNATION: EXISTING PANEL C | | MAIN BKR: 225A | |
|-------------------------------|-------------------------------|-------------------------------|-------|
| VOLTAGE: 120/208V | | BUS SIZE: 225A | |
| PHASE: 3PH, 4W | | MOUNTING: RECESSED (EXISTING) | |
| CKT | DESCRIPTION | BKR | BKR |
| 1 | RECEPTACLES | 20/1 | |
| 3 | AIR COMPRESSOR | 20/1 | 30/3 |
| 5 | SODA FACTORY | 30/2 | 30/3 |
| 7 | | | 30/3 |
| 9 | VESTIBULE DUCT HEATER | 20/3 | |
| 11 | RESTROOM DUCT HEATER | 20/2 | 100/3 |
| 13 | | | |
| 15 | | | |
| 17 | | | |
| 19 | | | |
| 21 | W.I.B. REMOTE REFRIG. PACKAGE | 20/3 | 30/2 |
| 23 | | | |
| 25 | COOLER LTS., EVAP./DOOR HTR. | 20/1 | 50/2 |
| 27 | FREEZER LIGHTS/DOOR HTR. | 20/1 | 20/1 |
| 29 | SPARE | 20/1 | 20/1 |
| 31 | SPARE | | |
| 33 | SPARE | | |
| 35 | SPARE | | |
| 37 | SPARE | | |
| 39 | SPARE | | |
| 41 | SPARE | | |

WIRE SIZING SCHEDULE

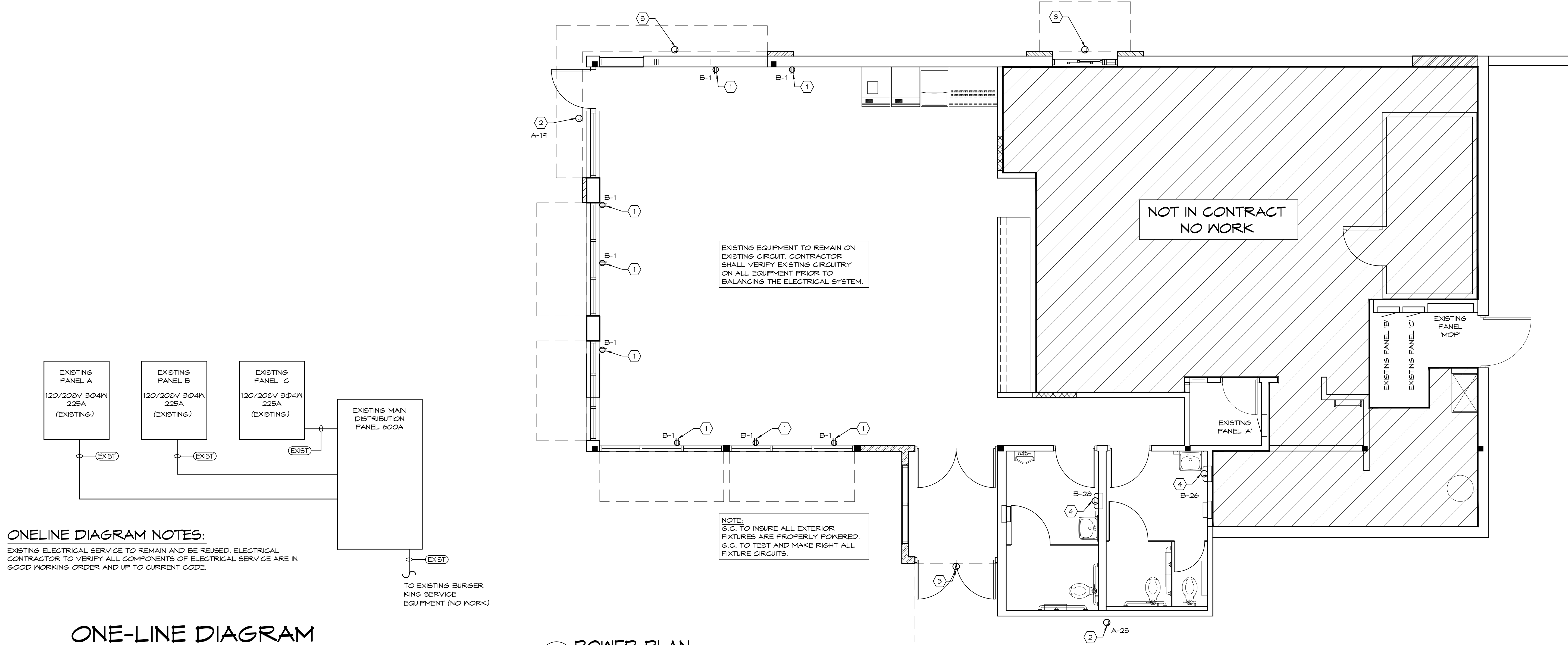
| BREAKER | WIRE SIZE | GROUND | CONDUIT | BREAKER | WIRE SIZE | GROUND | CONDUIT |
|---------|-----------|--------|---------|---------|-----------|--------|---------|
| 20A-1P | (2) #12 | #12 | 3/4" | 60A-2P | (3) #4 | #10 | 1" |
| 20A-2P | (3) #12 | #12 | 3/4" | 60A-3P | (4) #4 | #10 | 1-1/4" |
| 20A-3P | (4) #12 | #12 | 3/4" | 70A-3P | (4) #4 | #8 | 1-1/4" |
| 30A-1P | (2) #10 | #10 | 3/4" | 80A-3P | (4) #3 | #8 | 1-1/4" |
| 30A-2P | (3) #10 | #10 | 3/4" | 90A-3P | (4) #2 | #8 | 1-1/4" |
| 30A-3P | (4) #10 | #10 | 3/4" | 100A-3P | (4) #2 | #8 | 1-1/4" |
| 40A-2P | (3) #8 | #10 | 3/4" | 125A-3P | (4) #1 | #6 | 1-1/2" |
| 40A-3P | (4) #8 | #10 | 1" | 150A-3P | (4) #1/0 | #6 | 2" |
| 50A-2P | (3) #6 | #10 | 1" | 200A-3P | (4) #3/0 | #6 | 2" |
| 50A-3P | (4) #6 | #10 | 1" | | | | |

- ### KEYED NOTES:
- FURNISH AND INSTALL RECEPTACLE AT 18" AFF. FIELD VERIFY REQUIREMENTS AND LOCATION WITH OWNER PRIOR TO ROUGH-IN.
 - E.G. TO PROVIDE FINAL CONNECTION TO NEW BUILDING SIGN. EXTEND EXISTING SIGN CIRCUITRY FROM BUILDING SIGN BEING REMOVED AND CONNECT TO NEW SIGN. FIELD VERIFY REQUIREMENTS AND LOCATION. COORDINATE WITH SIGN VENDOR.
 - E.G. TO PROVIDE ROUGH-IN AND FINAL CONNECTION TO NEW BUILDING SIGN. CONNECT TO CIRCUIT AND EXISTING TIMECLOCK/PHOTOCELL AS INDICATED. FIELD VERIFY REQUIREMENTS AND LOCATION. SEE DEMOLITION PLANS FOR ADDITIONAL INFORMATION. COORDINATE WITH SIGN VENDOR.
 - PROVIDE ROUGH-IN AND FINAL CONNECTION TO HAND DRYER. VERIFY ALL REQUIREMENTS WITH MANUFACTURER PRIOR TO COMMENCING WORK. CIRCUIT AS INDICATED.

SYMBOL LEGEND

| DETAIL | DESCRIPTION |
|--------|---|
| | DUPLEX 125V-20A STRAIGHT BLADE RECEPTACLE OUTLET - WALL MTD. (18" A.F.F., - U.O.N.) |
| | CABLE TV OUTLET - WALL MTD. (FIELD VERIFY MOUNTING HEIGHT) |
| U.O.N. | UNLESS OTHERWISE NOTED |

CONTRACTOR SHALL VERIFY CIRCUIT NUMBER FOR NEW ITEMS IS AN EXISTING SPARE. IF NOT, USE AVAILABLE SPARE IN PANEL INDICATED AND MAINTAIN PANEL PHASE BALANCE WITHIN 10%.



ONE-LINE DIAGRAM NOTES:
 EXISTING ELECTRICAL SERVICE TO REMAIN AND BE REUSED. ELECTRICAL CONTRACTOR TO VERIFY ALL COMPONENTS OF ELECTRICAL SERVICE ARE IN GOOD WORKING ORDER AND UP TO CURRENT CODE.

ONE-LINE DIAGRAM
 SCALE: NTS

POWER PLAN
 1/4" = 1'-0"

WARREN JOHNSON ARCHITECTS, INC.

19 N. GREELEY STREET
 PALATINE, ILLINOIS 60067
 TEL. 847.359.4616
 FAX 847.359.4641

1/5/16 DATE 11/30/16 LIC. EXPIRES

BURGER KING

ISSUE DATES / REVISIONS

| NO. | DESCRIPTION | DATE |
|-----|-------------|------|
| | | |
| | | |

PERMIT SUBMITTAL 1/5/16

BURGER KING
STORE #5735
2110 W. GALENA BLVD.
AURORA, IL 60506

ELECTRICAL
POWER PLAN

SHEET

E-1

ONE OF TWO

