

OPTIONS LIST

☐ = OPTION NOT INCLUDED IN SET ■ = OPTION INCLUDED IN SET

INTERIOR OPTIONS			EXTERIOR OPTIONS			OPTIONS PER PLAN		
DESCRIPTION	DESCRIPTION	DESCRIPTION	DESCRIPTION	DESCRIPTION	DESCRIPTION	DESCRIPTION	DESCRIPTION	DESCRIPTION
■ NEW STATIC MENU BOARD	■ NEW CEILING TILES	■ MUSIC W/ CEILING MOUNTED SPEAKERS (EXISTING)	■ FREESTANDING FIREPLACE	■ NEW BUILDING SIGNAGE	☐ NEW PICK-UP WINDOW			
■ NEW STATIC QUEUING BOARD	☐ NEW CEILING GRID	☐ SEPARATE ORDER/PAY FROM PICK-UP	☐ WINDOW SHADES	■ REMOVE DIRECTIONALS	■ F.A.R ITEMS (PARTIAL)			
■ NEW STATIC RHR	■ NEW PENDANT LIGHTS	☐ REPLACE WINDOW SILLS W/ SOLID SURFACE	☐ WIFI BAR (EXISTING)	■ LANDSCAPING	■ NEW PICK-UP WINDOW AWNING (SOFT)			
■ SELF SERVE DRINK - ONE FREESTYLE (EXISTING)	■ REPLACE SERVICE COUNTER BACK WALL FINISHES	☐ CARPET	☐ NEW GREASE TANK	■ FLAG BLADE	☐ NEW ORDER STATION CANOPY			
■ CONDIMENT STAND (EXISTING)	■ ARTPACK	■ REPLACE RESTROOM FINISHES & FIXTURES	■ F.A.R ITEMS (PARTIAL)	■ NEW CORRUGATED PANELS				
■ DRINK STAND (EXISTING)	■ WIFI SERVICE	■ ONE BEVARITY IN DT	☐ PUW VESTIBULE	☐ PAINT (E) WALL SCONCES				
	■ ALL WOOD LOOK PORCELAIN PLANK TILE	■ (1) - 55" TV		☐ PAINT (E) STOREFRONT				

GENERAL NOTES

- DISCREPANCIES BETWEEN THESE DOCUMENTS AND THE ACTUAL FIELD CONDITIONS SHALL BE BROUGHT TO THE ATTENTION OF THE ARCHITECT BEFORE PROCEEDING WITH WORK.
- REVIEW DOCUMENTS AND VERIFY DIMENSIONS AND FIELD CONDITIONS AND CONFIRM THAT WORK IS CONSTRUCTIBLE AS SHOWN. CONFLICTS OR OMISSIONS, ETC., SHALL BE IMMEDIATELY REPORTED TO THE ARCHITECT FOR CLARIFICATION PRIOR TO THE PERFORMANCE OF WORK IN QUESTION.
- DO NOT SCALE DRAWINGS. WRITTEN DIMENSIONS GOVERN PARTITION LOCATIONS. IN CASE OF CONFLICT, NOTIFY THE ARCHITECT OF RECORD. FLOOR PLAN BY ARCHITECT OF RECORD SUPERSEDES OTHER PLANS. DIMENSIONS MARKED "CLEAR" SHALL BE MAINTAINED AND SHALL ALLOW FOR THICKNESS OF FINISHES INCLUDING CARPET, PAD, CERAMIC TILE, V.C.T., ETC.
- INTERIOR DIMENSIONS ARE TO THE FACE OF NEW STUD, UNLESS NOTED OTHERWISE.
- COLUMN CENTER LINE (OR GRID LINES) ARE SHOWN FOR DIMENSIONING. VERIFY EXACT LOCATIONS IN FIELD.
- MARK LOCATIONS OF PARTITIONS AND DOORS FOR REVIEW BY THE OWNER'S REPRESENTATIVE PRIOR TO INSTALLATION. REVIEW WILL BE FOR DESIGN INTENT. COORDINATE AND VERIFY CONDITIONS TO ENSURE PROPER FIT.
- CONTRACTOR IS REQUIRED TO SCHEDULE A PRE-CONSTRUCTION MEETING WITH THE OWNER'S REPRESENTATIVE TO REVIEW SPECIFIC REQUIREMENTS. CONTRACTOR IS RESPONSIBLE TO FOLLOW THE WENDY'S COMPANY RULES AND REGULATIONS.
- WHEN CONTRACTOR ACCEPTS DELIVERY OF ALL ITEMS NOTED ON PLANS WHETHER IN CONTRACT OR NOT IN CONTRACT, HE SHALL BE RESPONSIBLE FOR LOSS AND/OR DAMAGE TO THESE ITEMS.
- THE CONTRACTOR SHALL MAINTAIN, FOR THE ENTIRE DURATION OF THE WORK, ALL EXITS, EXIT/EGRESS LIGHTING, FIRE PROTECTION DEVICES AND ALARMS IN CONFORMANCE WITH ALL APPLICABLE CODES AND ORDINANCES.
- EXISTING WORK: WITH PRIOR APPROVAL OF THE OWNER'S REPRESENTATIVE AND RETURN OF PROPER CREDIT, EXISTING WORK WHICH FITS THE SCHEME MAY BE RE-USED.
- DEMOLITION: REMOVE INTERIOR PARTITIONS, CASEWORK, STOREFRONTS, CEILING, FINISHED FLOORING AND OTHER ITEMS NOT USED IN NEW SCHEME. REMOVE UTILITIES, ELECTRICAL, PLUMBING, PIPING AS REQUIRED BACK TO EXISTING CONSTRUCTION AND TERMINATE AND/OR CAP AS REQUIRED BY LOCAL AUTHORITIES.
- SAW CUTTING AND CORING LOCATIONS SHALL BE REVIEWED IN FIELD AND COORDINATED WITH THE OWNER'S REPRESENTATIVE PRIOR TO CUTTING/CORING.
- DURING ALL PHASES OF WORK, DO NOT DISTURB THE DELIVERIES AND FUNCTIONS OF ADJACENT AND NEIGHBORING TENANTS.
- "TYP." MEANS THAT THE CONDITION IS REPRESENTATIVE FOR SIMILAR CONDITIONS THROUGHOUT, UNLESS OTHERWISE NOTED.
- PROVIDE PORTABLE FIRE EXTINGUISHER(S) IN ACCORDANCE WITH NFPA 10, WITH U.L. LABEL AND A RATING OF NOT LESS THAN 2-A WITH 75 FT. TRAVEL DISTANCE TO ALL POSITIONS OF RESTAURANT OR AS DIRECTED BY THE FIRE DEPARTMENT FIELD INSPECTOR. PROVIDE CLASS K FIRE EXTINGUISHER WITHIN 30 FT. OF COMMERCIAL FOOD HEAT-PROCESSING EQUIPMENT.
- EXTERIOR BUILDING SIGNS SHALL BE SUBMITTED UNDER SEPARATE PERMIT APPLICATION FOR REVIEW AND APPROVAL AS REQUIRED BY LOCAL AUTHORITIES. EXTERIOR SIGNS ARE NOT WITHIN THE SCOPE OF BUILDING DEPARTMENT APPROVAL.
- PRIOR TO COMMENCEMENT OF WORK, AS REQUIRED BY GOVERNING JURISDICTION, OBTAIN A COPY OF THE BUILDING CONSTRUCTION PERMIT FROM THE AUTHORITY HAVING JURISDICTION (AHJ) AND A COPY OF THE SET OF CONSTRUCTION DOCUMENTS SIGNED AND SEALED BY A LICENSED DESIGN PROFESSIONAL FOR ALL DISCIPLINES AS REQUIRED AND USED TO OBTAIN THE BUILDING PERMIT.

ABBREVIATIONS

ACM	CENTERLINE	I.D.	INSIDE DIAMETER
ACT	ALUMINUM COMPOSITE PANEL	INSUL.	INSULATION
ADJ.	ACOUSTICAL CEILING TILE	JT.	JOINT
A.F.F.	ADJUSTABLE	KES	KITCHEN EQUIPMENT SUPPLIER
A.H.J.	ABOVE FINISH FLOOR	LAM	LAMINATE
ALUM.	AUTHORITY HAVING JURISDICTION	LB(S)	POUND(S)
A.O.R.	ALUMINUM	MAX.	MAXIMUM
ARCH.	ARCHITECT OF RECORD	MECH.	MECHANICAL
ARCH.	ARCHITECTURAL	MFR.	MANUFACTURER
BD.	BOARD	MGR.	MANAGER
BLDG.	BUILDING	MIN.	MINIMUM
BLKG.	BLOCKING	MISC	MISCELLANEOUS
BM.	BEAM	MTL.	METAL
BOT.	BOTTOM	N.	NORTH
CAB.	CABINET	N.I.C.	NOT IN CONTRACT
CER.	CERAMIC	N.T.S.	NOT TO SCALE
CLG.	CEILING	(N)	NEW
CLKG.	CAULKING	NO.	NUMBER
CLR.	CLEAR	NOM.	NOMINAL
COL.	COLUMN	O.D.	OUTSIDE DIAMETER
CONC.	CONCRETE	OPNG.	OPENING
CONT.	CONTINUOUS	OPP.	OPPOSITE
COORD.	COORDINATE	P.LAM.	PLASTIC LAMINATE
DBL.	DOUBLE	PL.	PLATE
DET.	DETAIL	PLAS.	PLASTER
DIA.	DIAMETER	PLYWD.	PLYWOOD
DIM.	DIMENSION	PR.	PAIR
DND	DO NOT DISTURB	PT.	POINT
DR.	DOOR	P.T.	PRESSURE-TREATED
DS.	DOWNSPOUT	P.U.W.	PULL UP WINDOW
DWG.	DRAWING	RAD.	RADIUS
(E)	EXISTING	REF.	REFERENCE
EA.	EACH	REG.	REGISTER
ELEV.	ELEVATION	REQ'D.	REQUIRED
ELEC.	ELECTRICAL	RM.	ROOM
EMER.	EMERGENCY	S.	SOUTH
EQ.	EQUAL	S.C.	SOLID CORE
F/MAS	FACE OF MASONRY	S.F.	SQUARE FOOT
F.D.	FLOOR DRAIN	S.S.	STAINLESS STEEL
F.E.	FIRE EXTINGUISHER	SCHED.	SCHEDULE
F.O.	FACE OF FINISH	SHT.	SHEET
F.O.F.	FACE OF FINISH	SIM.	SIMILAR
F.O.S.	FACE OF STUDS	S.O.W.	SCOPE OF WORK
F/F	FINISH TO FINISH	SPEC.	SPECIFICATION
F.R.	FIRE RETARDANT	SQ.	SQUARE
FIN.	FINISH	STD.	STANDARD
FL.	FLOOR	STL.	STEEL
FLUOR.	FLUORESCENT	STOR.	STORAGE
FT.	FOOT, FEET	SUSP.	SUSPENDED
F.V.	FIELD VERIFY	T.C.	TIME CLOCK
G.B.	GRAB BAR	T.O.	TOP OF
G.C.	GENERAL CONTRACTOR	TEL.	TELEPHONE
GA.	GAUGE	THK.	THICK
GL.	GLASS	TYP.	TYPICAL
GYP.	GYPSUM	U.N.O.	UNLESS NOTED OTHERWISE
H.	HIGH	VERT.	VERTICAL
H.C.	HOLLOW CORE	V.I.F.	VERIFY IN FIELD
H.M.	HOLLOW METAL	W.	WEST
HC.	HANDICAPPED	W/	WITH
HDWD.	HARDWOOD	W/C	WATER CLOSET
HORIZ.	HORIZONTAL	W/O	WITHOUT
HGT.	HEIGHT	W/R	WATER RESISTANT
H.T.	HANGER-TIGHT UNIT	WD.	WOOD
HVAC	HEATING, VENTILATION, AIR CONDITIONING		

CODE DATA AND SQUARE FOOTAGE

STORE TYPE:	CONVERSION				
LOCATION:	747 SOUTH STATE ROAD 135, GREENWOOD, IN 46143				
BUILDING LEVEL:	1 OF 1				
APPLICABLE CODES:	BUILDING: 2012 INTERNATIONAL BUILDING CODE w/ INDIANA AMMENDMENTS PLUMBING: 2006 INTERNATIONAL PLUMBING CODE w/ INDIANA AMMENDMENTS ELECTRICAL: 2008 NATIONAL ELECTRIC CODE w/ INDIANA AMMENDMENTS MECHANICAL: 2012 INTERNATIONAL MECHANICAL CODE w/ INDIANA AMMENDMENTS ENERGY: ASHRAE 90.1 2007 w/ INDIANA AMMENDMENTS ACCESSIBILITY CODE: 2012 INTERNATIONAL BUILDING CODE (ANSI A117.1-2003) FIRE: 2012 INTERNATIONAL FIRE CODE w/ INDIANA AMMENDMENTS				
OCCUPANCY CLASSIFICATION EXISTING	A-2 (RESTAURANT)				
CONSTRUCTION TYPE:	V B				
BUILDING SUMMARY:	EXISTING: 3,647 SQ.FT. FLAG BLADE ADDITION: 5 SQ.FT. REVISED TOTAL: 3,652 SQ.FT.				
OCCUPANCY CALCULATIONS:					
FLOOR	USE	SQUARE FOOTAGE	OCCUPANT LOAD FACTOR	NUMBER OF OCCUPANTS	NUMBER OF SEATS
1 OF: 1	DINING	1224 SQ.FT.	1:15	82	66
1 OF: 1	KITCHEN	1,602 SQ.FT.	1:200	8	-
1 OF: 1	RESTROOMS	271 SQ.FT.	-	-	-
1 OF: 1	UNOCCUPIED AREAS*	555 SQ.FT.	-	-	-
TOTAL NUMBER OF OCCUPANTS:				90	-
*UNOCCUPIED AREAS INCLUDE: FREEZER/COOLER, WALLS, CLOSET, RESTROOMS, AND VESTIBULE					
**BOOTH (FIXED SEATING CALCULATIONS BASED ON LENGTH OF BOOTHS: 1 PER 24" OF BOOTH LENGTH.					
EGRESS CALCULATION:	TOTAL OCCUPANTS	INCH PER OCCUPANT	EGRESS WIDTH REQUIRED:	EGRESS WIDTH PROVIDED:	
	90	0.20"	18"	108" TOTAL	
TOTAL EXITS REQUIRED:	2	TOTAL EXITS PROVIDED:	3		
EGRESS WIDTH PROVIDED PER EXIT: 36"					
THE LOSS OF ONE REQUIRED MEANS OF EGRESS SHALL NOT REDUCE THE EGRESS CAPACITY TO LESS THAN 50% OF REQUIRED.					
FIRE RESISTIVE REQUIREMENTS:	EXTERIOR BEARING WALL(0 HOUR) (EXISTING) ROOF CONSTRUCTION(0 HOUR) CEILING.....(0 HOUR)				
FIRE SPRINKLERS:	NONE REQUIRED				
MAX. TRAVEL DISTANCE:	200'-0"				
RESTROOM REQUIREMENTS:	WATER CLOSETS: 1 REQUIRED FOR MALE, 1 REQUIRED FOR FEMALE (2 PROVIDED) LAVATORIES: 1 REQUIRED FOR MALE, 1 REQUIRED FOR FEMALE URINALS.....1 PROVIDED DRINKING FOUNTAINS.....NOT REQUIRED PUBLIC ACCESS.....PROVIDED UNISEX IS PERMITTED...NA				

SHEET INDEX

G1.1	COVER SHEET
AS1.1	SITE PLAN
D1.1	DEMOLITION FLOOR PLAN
D2.1	DEMOLITION CEILING PLAN
D3.1	DEMOLITION ELEVATIONS
D3.2	DEMOLITION ELEVATIONS
A1.1	FLOOR & FINISH PLAN
A2.1	EXTERIOR ELEVATIONS
A2.2	EXTERIOR ELEVATIONS
A3.1	WALL SECTIONS & DETAILS
A3.2	WALL SECTIONS & DETAILS
A5.1	FINISH DETAILS
A6.1	FINISH SCHEDULES
A6.2	APPROVED SUPPLIERS
A7.1	INTERIOR ELEVATIONS - DINING ROOM
A7.2	INTERIOR ELEVATIONS - RESTROOMS
EQ1.1	EQUIPMENT PLAN & SCHEDULE
P1.1	PLUMBING PLAN & SCHEDULE
E1.1	REFLECTED CEILING & LIGHTING PLAN
E2.1	ELECTRICAL PLAN
SP1	SPECIFICATIONS
SP2	SPECIFICATIONS
SP3	SPECIFICATIONS

DESCRIPTIVE SUMMARY OF WORK

THE WORK INCLUDES ALL LABOR, MATERIALS, AND EQUIPMENT TO REPLACE EXISTING PRE-FABRICATED FASCIA AND INTERIOR FINISHES FOR A PROPOSED REFRESH OF AN EXISTING RESTAURANT FOR THE "OWNER". THE WORK SHALL INCLUDE ALL ITEMS REQUIRED AS SHOWN ON THE DRAWINGS. ALL ELECTRICAL SYSTEMS AND PLUMBING ARE TO BE INCLUDED FOR A COMPLETE OPERATING SYSTEM WITH COORDINATION AND INSTALLATION INCLUDED.

SYMBOLS LEGEND

⊗	NEW GRID LINE	⊕	DETAIL REFERENCE SHEET NUMBER
⓪	DOOR MARK	9	ELEVATION NUMBER & DIRECTION SHEET NUMBER
Ⓛ	WINDOW MARK	11(6A)X12	ELEVATION HEIGHT TARGET LOCATION IN SPACE
⊗	KEY NOTE	±15'-0" T.O. PARAPET	FINISH CODE (SEE SCHEDULE)
⊗	EQUIPMENT NOTE	CEILING FLOOR WALL BASE	REVISION SYMBOL
Ⓢ	ELEVATION REFERENCE SHEET NUMBER	△	REVISION CLOUD
Ⓢ	SECTION DETAIL REFERENCE SHEET NUMBER		
NAME 101A	ROOM NAME		
	ROOM NUMBER		

VICINITY MAP



SITE NUMBER:	07588
BASE MODEL:	CONVERSION
ASSET TYPE:	FRANCHISE
CLASSIFICATION:	REFRESH
OWNER:	JARO FOODS
BASE VERSION:	2015 OCT 16
UPGRADE CLASSIFICATION:	STANDARD
PROJECT YEAR:	2015
FURNITURE PACKAGE:	2015
DESIGN BULLETINS:	

Wallin • Gomez Architects, Ltd.
711 South Dearborn Street
Suite 606
Chicago, IL 60605
Tel: 312-427-4702
Fax: 312-427-6611
e-mail: admin@wgald.com

Wendy's
STORE #07588
747 SOUTH STATE ROAD 135
GREENWOOD, IN

REV.	DATE	DESCRIPTION
	01-08-16	ISSUED FOR PERMIT & BID

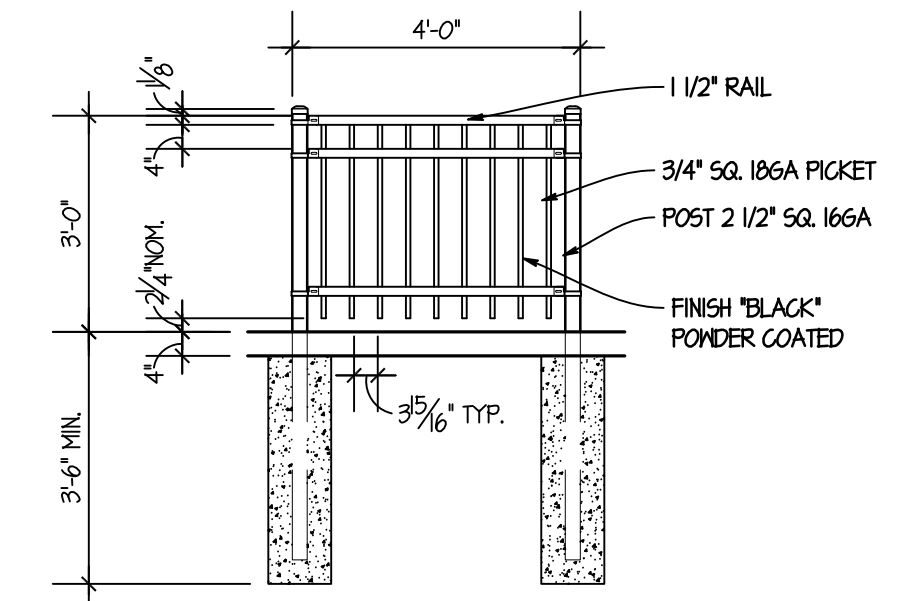
NOTICE: THIS DOCUMENT CONTAINS PROPRIETARY INFORMATION. IT SHALL NOT BE USED OR REPRODUCED OR ITS CONTENTS DISCLOSED, IN WHOLE OR IN PART WITHOUT THE PRIOR WRITTEN CONSENT OF WALLIN / GOMEZ ARCHITECTS, LTD.
THESE DRAWINGS HAVE BEEN PREPARED AT AND / OR UNDER MY SUPERVISION AND TO THE BEST OF MY KNOWLEDGE AND BELIEF CONFORM AND COMPLY WITH THE REQUIREMENTS OF THE DEPARTMENT OF BUILDING AND CODES HAVING JURISDICTION.
STATE OF INDIANA
AP 19500637
REGISTERED ARCHITECT
DONALD J. WALLIN
EXPIRATION DATE: 12/31/2017

SEAL

SHEET NAME
COVER SHEET

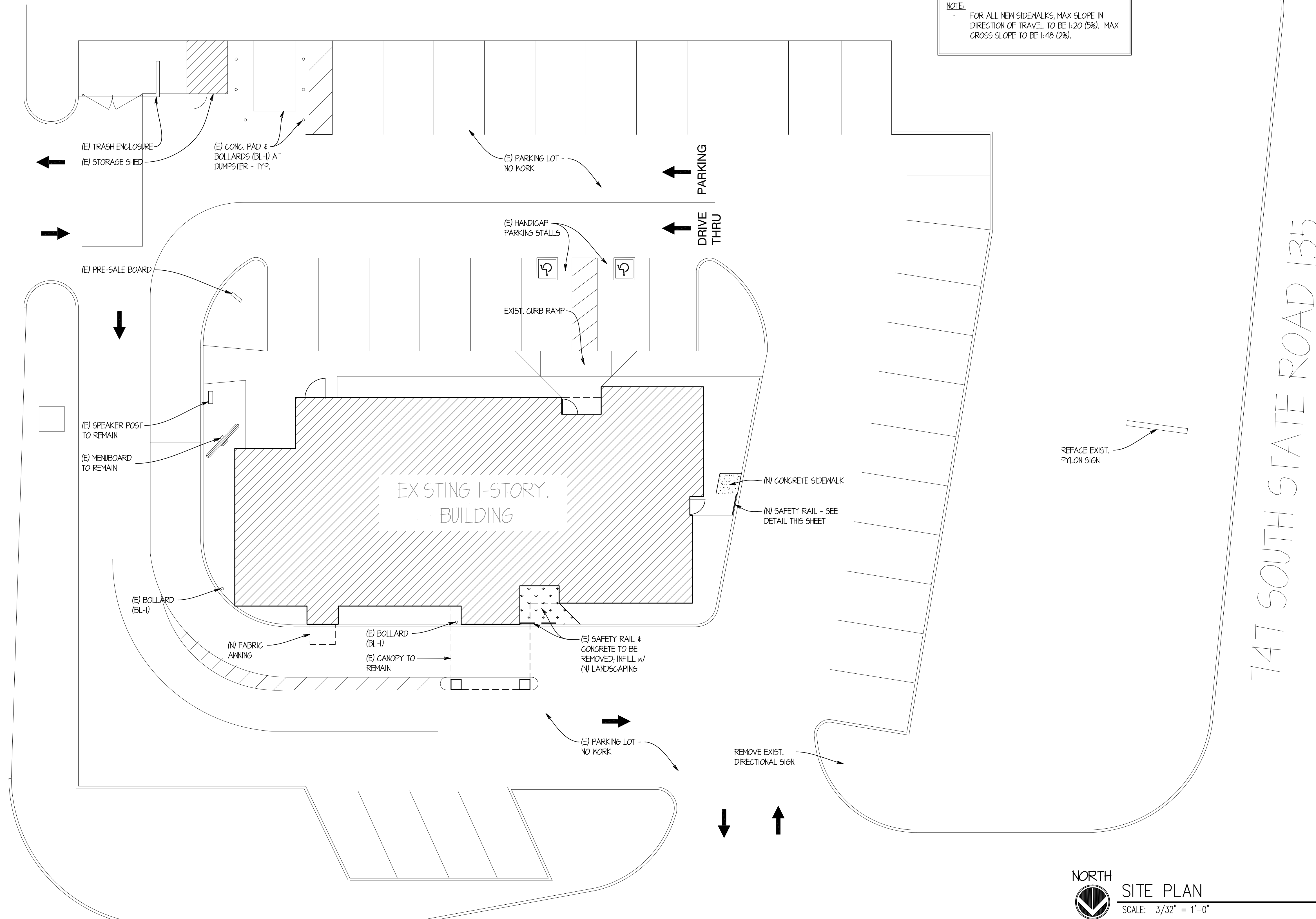
SHEET NUMBER
G1.1

18/2016, 6:50 PM, P:\2015\15100 - J&B Foods - Wendy's - 747 S. State Road 135 - Greenwood, IN\Sheet Set\015-10-15 Permit and Bid\01 - COVER SHEET.dwg, 3/2/2016 10:07:00 AM



2 SAFETY RAIL DETAIL
SCALE: NTS

NOTE:
FOR ALL NEW SIDEWALKS, MAX SLOPE IN DIRECTION OF TRAVEL TO BE 1:20 (5%). MAX CROSS SLOPE TO BE 1:40 (2%).



NORTH
SITE PLAN
SCALE: 3/32" = 1'-0"

SITE NUMBER:	07588
BASE MODEL:	CONVERSION
ASSET TYPE:	FRANCHISE
CLASSIFICATION:	REFRESH
OWNER:	JARO FOODS
BASE VERSION:	2015 OCT 16
UPGRADE CLASSIFICATION:	STANDARD
PROJECT YEAR:	2015
FURNITURE PACKAGE:	2015
DESIGN BULLETINS:	

Wallin • Gomez Architects, Ltd.
711 South Dearborn Street
Suite 606
Chicago, IL 60605
Tel: 312-427-4702
Fax: 312-427-6611
e-mail: admin@wgaltd.com

Wendy's
STORE #07588
747 SOUTH STATE ROAD 135
GREENWOOD, IN

REV.	DATE	DESCRIPTION
01	08-16	ISSUED FOR PERMIT & BID

PLOT DATE: 1/8/2016
PROJECT NUMBER: 15130
DRAWN BY: CL/KH
CHECKED BY: DJW

NOTICE: THIS DOCUMENT CONTAINS PROPRIETARY INFORMATION. IT SHALL NOT BE USED OR REPRODUCED OR ITS CONTENTS DISCLOSED, IN WHOLE OR IN PART WITHOUT THE PRIOR WRITTEN CONSENT OF WALLIN / GOMEZ ARCHITECTS, LTD.

THESE DRAWINGS HAVE BEEN PREPARED AT AND / OR UNDER MY SUPERVISION AND TO THE BEST OF MY KNOWLEDGE AND BELIEF CONFORM AND COMPLY WITH THE REQUIREMENTS OF THE DEPARTMENT OF BUILDING AND CODES HAVING JURISDICTION.

STATE OF INDIANA
A/R19500067
REGISTERED ARCHITECT
DONALD J. WALLIN
EXPIRATION DATE: 12/31/2017

SHEET NAME
SITE PLAN

SHEET NUMBER
AS1.1

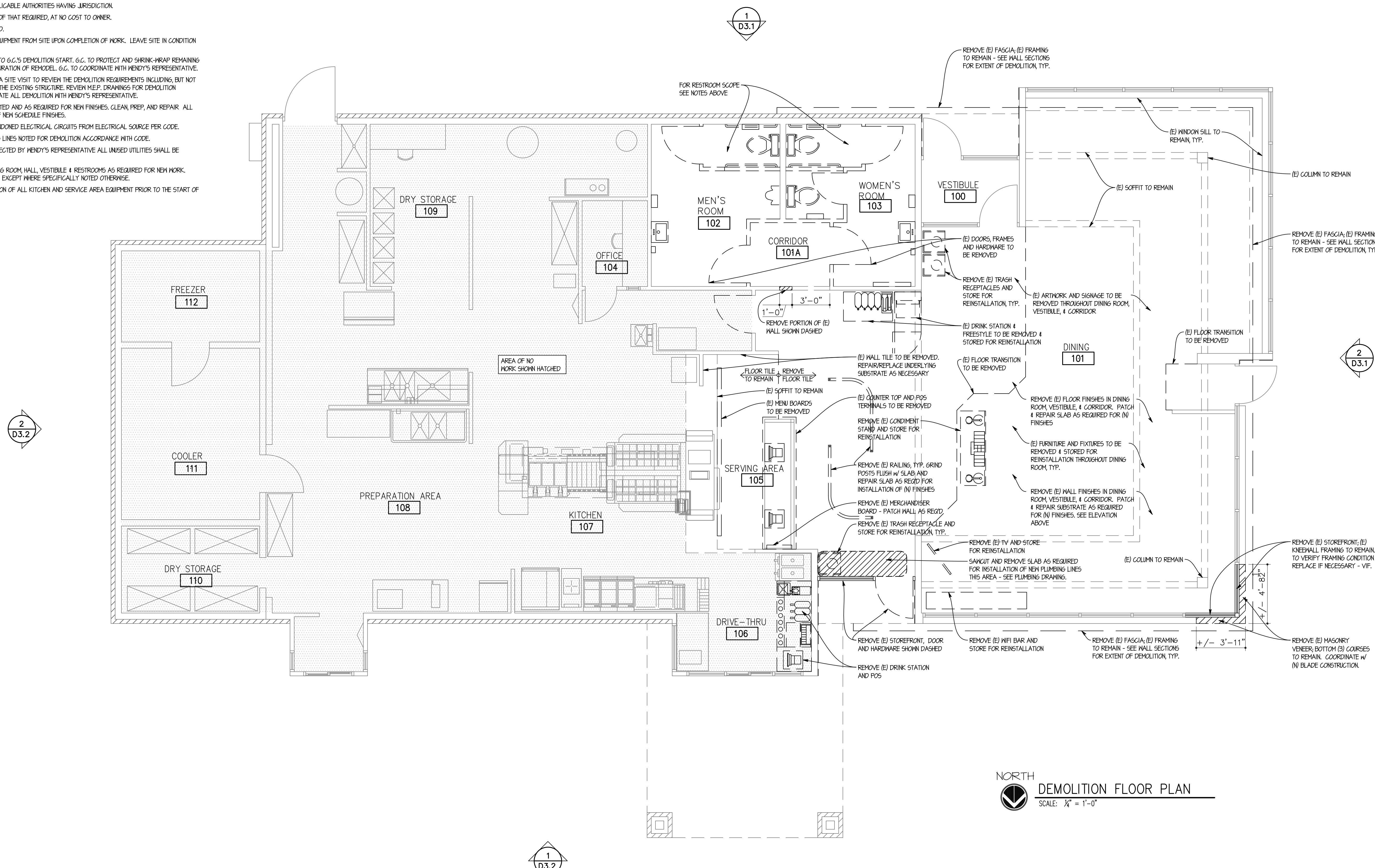
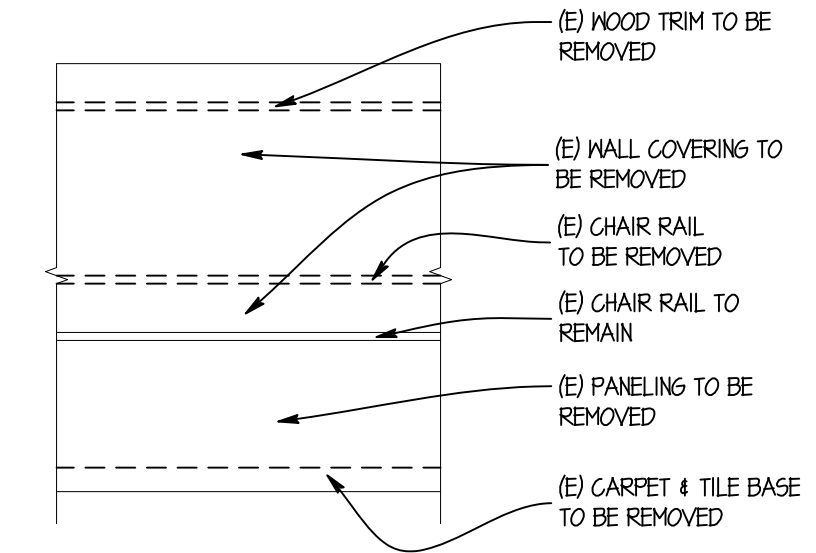
1/8/2016 5:03 PM P:\2015\15130 - JARO FOODS - WENDY'S - 747 S STATE ROAD 135 - GREENWOOD, IN\Sheet Set\15130-15130-15130-CONVERSION_ASI_Site Plan.dwg, agdmg

DEMOLITION GENERAL NOTES:

- THE GENERAL CONTRACTOR SHALL BE RESPONSIBLE FOR ALL DEMOLITION WORK REQUIRED TO IMPLEMENT NEW WORK, AS SHOWN ON OTHER DRAWINGS. THIS PLAN INDICATES ONLY THE APPROXIMATE DEMOLITION REQUIRED FOR COMPLETION OF THIS REMODEL. EXISTING CONDITIONS NOT SHOWN OR NOTED SHALL REMAIN UNCHANGED UNLESS APPROVED BY THE ARCHITECT OR OWNER'S REPRESENTATIVE. ALL EXISTING MATERIALS ADJACENT TO THE NEW CONSTRUCTION SHALL BE PATCHED, REPAIRED, AND FINISHED TO PROVIDE A SMOOTH, LEVEL AND UNNOTICEABLE TRANSITION BETWEEN NEW AND EXISTING FINISHES.
- CONTRACTOR SHALL VERIFY FIELD CONDITIONS AND NOTIFY WENDY'S REPRESENTATIVE AND ARCHITECT OF ALL DISCREPANCIES BEFORE PROCEEDING WITH WORK.
- PREVENT MOVEMENT OR SETTLEMENT OF STRUCTURE(S). PROVIDE AND PLACE BRACING OR SHORING TO ENSURE SAFETY AND SUPPORT OF STRUCTURE. G.G. TO ASSUME LIABILITY FOR SUCH MOVEMENT, DAMAGE, OR INJURY.
- CEASE OPERATIONS AND NOTIFY THE WENDY'S REPRESENTATIVE IMMEDIATELY IF SAFETY OF STRUCTURE APPEARS TO BE COMPROMISED. TAKE PRECAUTIONS TO PROPERLY SUPPORT STRUCTURE. DO NOT RESUME OPERATIONS UNTIL SAFETY IS RESTORED.
- PROVIDE, ERECT, AND MAINTAIN BARRICADES, LIGHTING, AND GUARD RAILS AS REQUIRED BY APPLICABLE CODES TO PROTECT OCCUPANTS OF BUILDING, WORKERS, AND PEDESTRIANS.
- BEFORE DISCONNECTING, REMOVING, AND CAPPING UTILITY SERVICES WITHIN AREAS OF DEMOLITION, NOTIFY THE LOCAL UTILITY COMPANY AND WENDY'S REPRESENTATIVE IN ADVANCE AND OBTAIN APPROVAL BEFORE STARTING THE WORK.
- HVAC SUBCONTRACTOR TO INSPECT EXISTING CONDITIONS PRIOR TO DEMOLITION, AND DETERMINE WHETHER ANY COMPRESSOR REFRIGERANT LINES ARE PRESENT THAT MUST BE PROPERLY DRAINED (TO EPA STANDARDS) PRIOR TO DEMOLITION.
- PLACE MARKERS TO INDICATE LOCATION OF DISCONNECTED SERVICES. IDENTIFY SERVICE LINES AND CAPPING LOCATIONS ON PROJECT RECORD DOCUMENTS.
- EXCEPT WHERE NOTED OTHERWISE, MAINTAIN POSSESSION OF MATERIALS BEING DEMOLISHED. IMMEDIATELY REMOVE FROM SITE.
- DEMOLISH IN AN ORDERLY AND CAREFUL MANNER AS REQUIRED TO ACCOMMODATE NEW WORK, INCLUDING THAT REQUIRED FOR CONNECTION TO THE EXISTING BUILDING. PROTECT EXISTING FOUNDATIONS AND SUPPORTING STRUCTURAL MEMBERS.
- PERFORM DEMOLITION IN ACCORDANCE WITH APPLICABLE AUTHORITIES HAVING JURISDICTION.
- REPAIR ALL DEMOLITION PERFORMED IN EXCESS OF THAT REQUIRED, AT NO COST TO OWNER.
- BURNING OF MATERIALS ON SITE IS NOT PERMITTED.
- REMOVE DEMOLISHED MATERIALS, TOOLS, AND EQUIPMENT FROM SITE UPON COMPLETION OF WORK. LEAVE SITE IN CONDITION ACCEPTABLE TO WENDY'S REPRESENTATIVE.
- WENDY'S VENDOR TO REMOVE ALL F.F.A.E. PRIOR TO G.G.'S DEMOLITION START, G.G. TO PROTECT AND SHRINK-WRAP REMAINING F.F.A.E. NOT AFFECTED BY REMODEL WORK FOR DURATION OF REMODEL. G.G. TO COORDINATE WITH WENDY'S REPRESENTATIVE.
- PRIOR TO BID SUBMISSION, THE G.G. SHALL MAKE A SITE VISIT TO REVIEW THE DEMOLITION REQUIREMENTS INCLUDING, BUT NOT LIMITED TO SITE WORK, EXTERIOR & INTERIOR OF THE EXISTING STRUCTURE. REVIEW M.E.P. DRAWINGS FOR DEMOLITION REQUIREMENTS / UTILITY RELOCATIONS. COORDINATE ALL DEMOLITION WITH WENDY'S REPRESENTATIVE.
- REMOVE EXISTING FLOOR & WALL FINISHES AS NOTED AND AS REQUIRED FOR NEW FINISHES. CLEAN, PREP, AND REPAIR ALL SUBSTRATES TO SPECIFICATION REQUIREMENTS OF NEW SCHEDULE FINISHES.
- DISCONNECT AND/OR REMOVE ALL UNUSED / ABANDONED ELECTRICAL CIRCUITS FROM ELECTRICAL SOURCE PER CODE.
- CAP, DISCONNECT AND/OR REMOVE ALL PLUMBING LINES NOTED FOR DEMOLITION ACCORDANCE WITH CODE.
- WHenever PRACTICAL TO DO SO AND/OR AS DIRECTED BY WENDY'S REPRESENTATIVE ALL UNUSED UTILITIES SHALL BE REMOVED IN THEIR ENTIRETY.
- REMOVE (E) FINISHES AND TRIM THROUGHOUT DINING ROOM, HALL, VESTIBULE & RESTROOMS AS REQUIRED FOR NEW WORK. EXISTING GYPSUM BOARD TO REMAIN IF POSSIBLE EXCEPT WHERE SPECIFICALLY NOTED OTHERWISE.
- G.G. TO PHOTOGRAPH AND DOCUMENT THE LOCATION OF ALL KITCHEN AND SERVICE AREA EQUIPMENT PRIOR TO THE START OF CONSTRUCTION.

RESTROOM NOTES:

- DISCONNECT & REMOVE EXISTING PLUMBING FIXTURES INCLUDING BUT NOT LIMITED TO WATER CLOSETS, URINALS, AND LAVATORIES AS REQUIRED FOR NEW WORK.
- REMOVE EXISTING RESTROOM ACCESSORIES.
- REMOVE EXISTING FLOOR & WALL FINISHES THROUGHOUT THE RESTROOMS. CLEAN, PREP, & REPAIR ALL SUBSTRATES TO SPECIFICATION REQUIREMENTS OF NEW SCHEDULE FINISHES. REPLACE SUBSTRATES AS REQUIRED. DO NOT ADD LAYERS OF SUBSTRATES, ADA CLEARANCES MAY BE VIOLATED WITH THE ADDITION OF (N) LAYERS OF MATERIALS.
- REMOVE EXISTING TOILET PARTITIONS AND ASSOCIATED HARDWARE.
- REMOVE & REPLACE DAMAGED SUBSTRATES AS REQUIRED AND IN ACCORDANCE WITH REQUIREMENTS OF NEW SCHEDULE FINISHES. NOTIFY PROJECT ARCHITECT & WENDY'S REPRESENTATIVE OF ANY HAZARDOUS CONTAINING MATERIALS ENCOUNTERED DURING DEMOLITION THAT MAY NEED TESTING OR REMEDIATION.



SITE NUMBER: 07588
BASE MODEL: CONVERSION
ASSET TYPE: FRANCHISE
CLASSIFICATION: REFRESH
OWNER: JARO FOODS
BASE VERSION: 2015 OCT 16
UPGRADE CLASSIFICATION: STANDARD
PROJECT YEAR: 2015
FURNITURE PACKAGE: 2015
DESIGN BULLETINS:

Wallin-Gomez Architects, Ltd.
711 South Dearborn Street
Suite 606
Chicago, IL 60605
Tel: 312-427-4702
Fax: 312-427-6611
e-mail: admin@wgatl.com

Wendy's
STORE #07588
747 SOUTH STATE ROAD 135
GREENWOOD, IN


REV.	DATE	DESCRIPTION
01-08-16		ISSUED FOR PERMIT & BID

PLOT DATE: 1/8/2016
PROJECT NUMBER: 15130
DRAWN BY: CLAKH
CHECKED BY: DJW

NOTICE: THIS DOCUMENT CONTAINS PROPRIETARY INFORMATION. IT SHALL NOT BE USED OR REPRODUCED OR ITS CONTENTS DISCLOSED, IN WHOLE OR IN PART WITHOUT THE PRIOR WRITTEN CONSENT OF WALLIN / GOMEZ ARCHITECTS, LTD.

THESE DRAWINGS HAVE BEEN PREPARED AT AND/OR UNDER MY SUPERVISION AND TO THE BEST OF MY KNOWLEDGE AND BELIEF CONFORM AND COMPLY WITH THE REQUIREMENTS OF THE DEPARTMENT OF BUILDING AND CODES HAVING JURISDICTION.

STATE OF INDIANA
AP15050067
REGISTERED ARCHITECT
DONALD J. WALLIN
EXPIRATION DATE: 12/31/2017



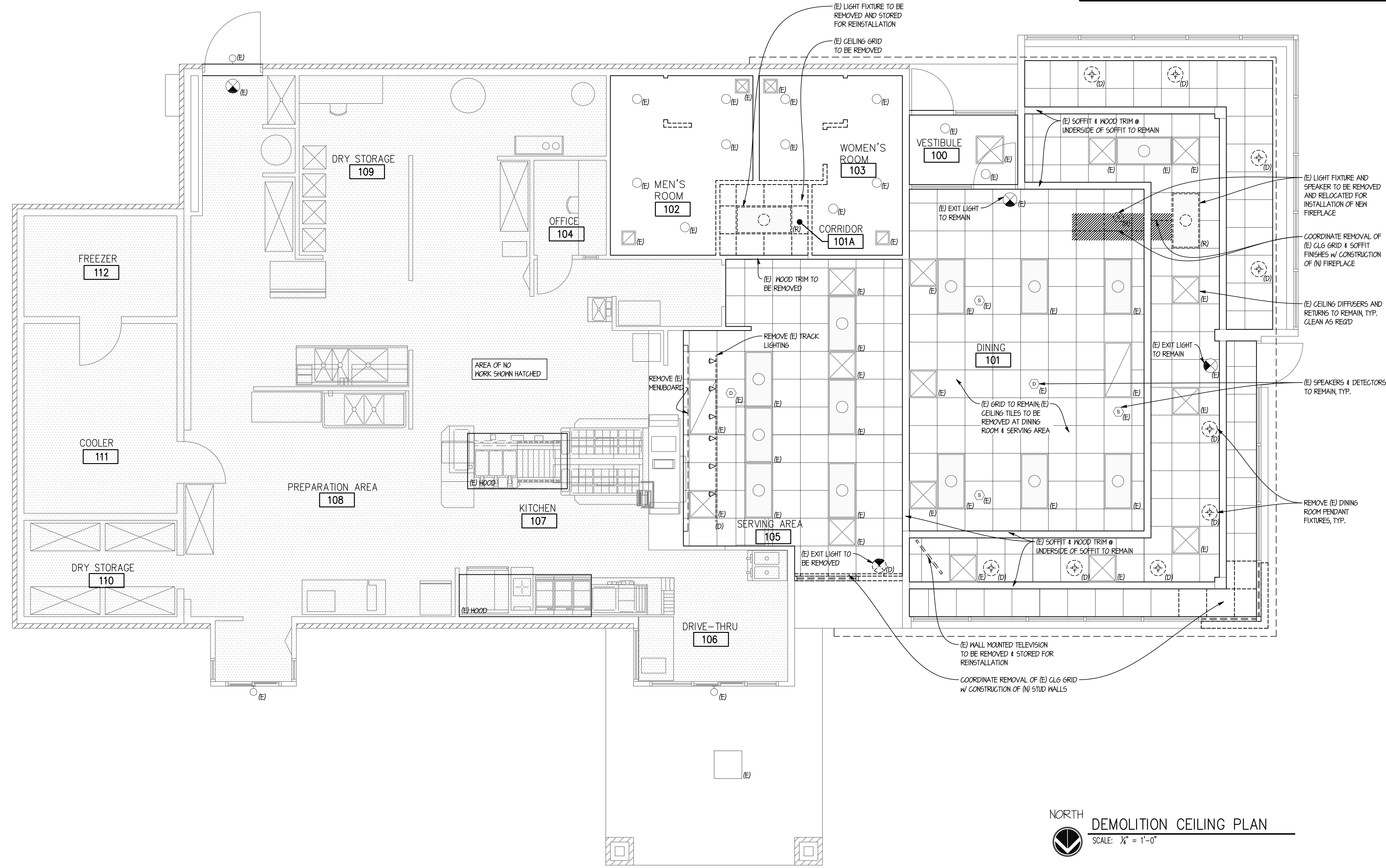
SHEET NAME: DEMOLITION FLOOR PLAN
SHEET NUMBER: D1.1

18/2016, 6:50 PM, P:\2015\15130 - Wendy's - 747 S. State Road - 135 - Greenwood, IN\Sheet Set\2015-10-16-Demolition Floor Plan.dwg, 1/8/2016

REFLECTED CEILING PLAN LEGEND

	EXISTING GRID TO REMAIN, CEILING TILES TO BE REMOVED		EXTERIOR LIGHT SCONCE
	EXISTING GRID & CEILING TILES TO BE REMOVED		EXIT LIGHT FIXTURE
	EXISTING ACOUSTICAL CEILING TILE & GRID TO REMAIN		DETECTOR
	FLUORESCENT LIGHTING FIXTURE		SPEAKER
	RETURN AIR DIFFUSER		RECESSED CAN LIGHT
	SUPPLY AIR DIFFUSER		CEILING MOUNTED TRACK LIGHT
			PENDANT LIGHT FIXTURE

(R) INDICATES EXISTING CEILING MOUNTED ITEMS TO BE RELOCATED
 (E) INDICATES EXISTING CEILING MOUNTED ITEMS TO REMAIN
 (D) INDICATES EXISTING CEILING MOUNTED ITEMS TO BE DEMOLISHED



NORTH
DEMOLITION CEILING PLAN
 SCALE: 1/4" = 1'-0"

SITE NUMBER:	07588
BASE MODEL:	CONVERSION
ASSET TYPE:	FRANCHISE
CLASSIFICATION:	REFRESH
OWNER:	JARO FOODS
BASE VERSION:	2015 OCT 16
UPGRADE CLASSIFICATION:	STANDARD
PROJECT YEAR:	2015
FURNITURE PACKAGE:	2015
DESIGN BULLETINS:	

Wallin • Gomez Architects, Ltd.
 711 South Dearborn Street
 Suite 606
 Chicago, IL 60605
 Tel: 312-427-4702
 Fax: 312-427-6611
 e-mail: admin@wgatd.com

Wendy's
 STORE #07588
 747 SOUTH STATE ROAD 135
 GREENWOOD, IN

REV.	DATE	DESCRIPTION
	01-08-16	ISSUED FOR PERMIT & BID

PLOT DATE: 1/8/2016
 PROJECT NUMBER: 15130
 DRAWN BY: CLJKH
 CHECKED BY: DJW

NOTICE: THIS DOCUMENT CONTAINS PROPRIETARY INFORMATION. IT SHALL NOT BE USED OR REPRODUCED OR ITS CONTENTS DISCLOSED, IN WHOLE OR IN PART WITHOUT THE PRIOR WRITTEN CONSENT OF WALLIN / GOMEZ ARCHITECTS, LTD.

THESE DRAWINGS HAVE BEEN PREPARED AT AND / OR UNDER MY SUPERVISION AND TO THE BEST OF MY KNOWLEDGE AND BELIEF CONFORM AND COMPLY WITH THE REQUIREMENTS OF THE DEPARTMENT OF BUILDING AND CODES HAVING JURISDICTION.

STATE OF INDIANA
 AP 19500067
 REGISTERED ARCHITECT
 DONALD J. WALLIN
 EXPIRATION DATE: 12/31/2017

SEAL

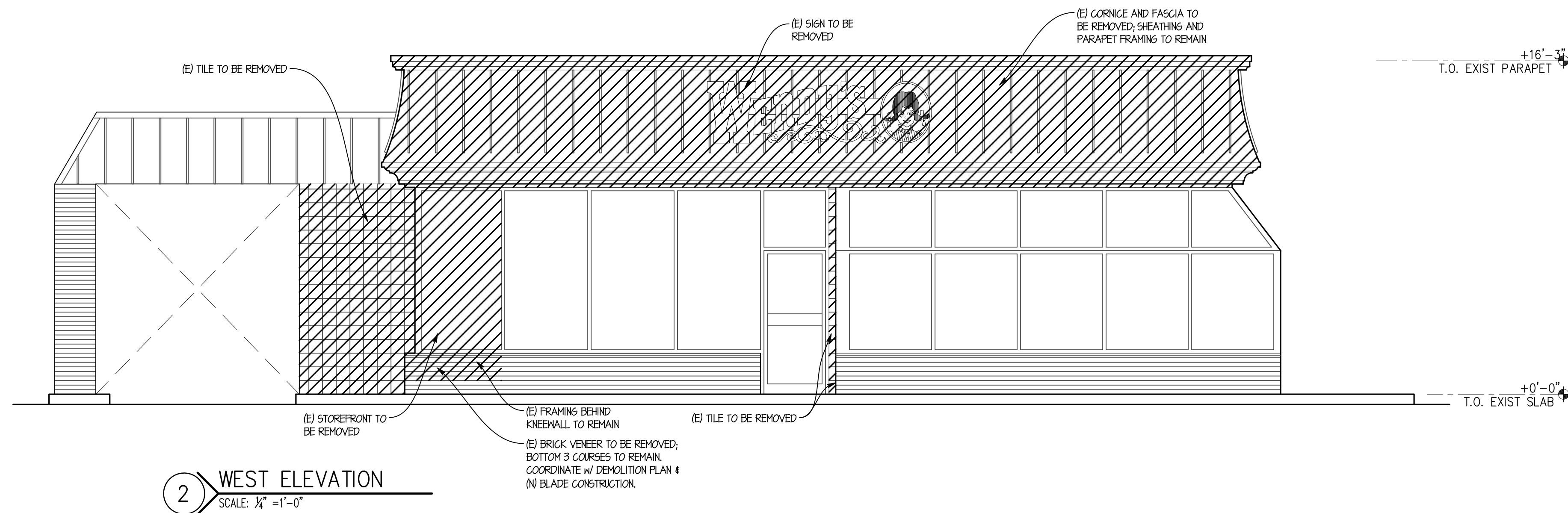
SHEET NAME
DEMOLITION CEILING PLAN

SHEET NUMBER
D2.1

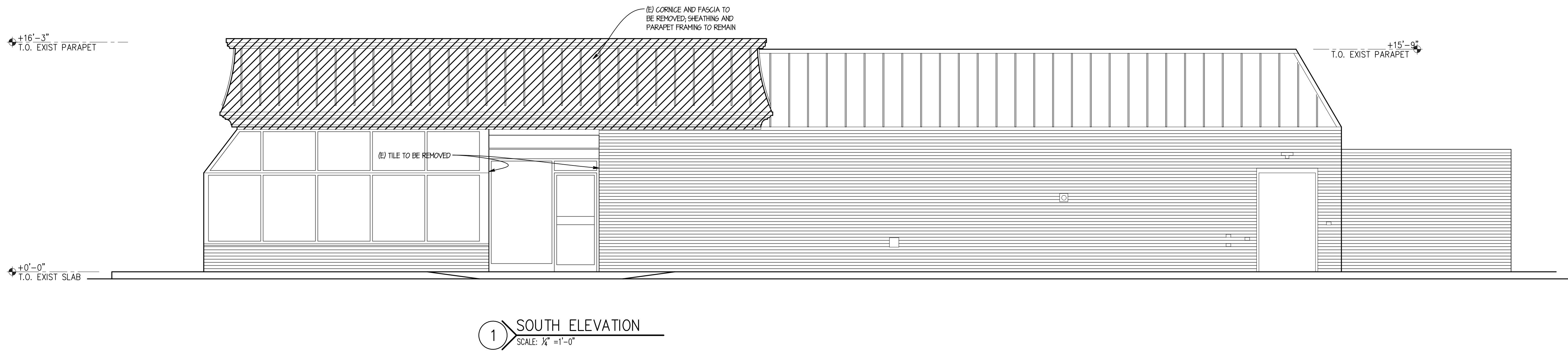
18/2016, 6:50 PM, P:\2015\15130 - Wendy's - 747 S. State Road 135 - Greenwood, IN\Sheet Set\015130-15130-Demolition Ceiling Plan.dwg, 1/8/2016

**EXISTING
SIGNAGE
CALCS**

WEST	32.5 SF
EAST	32.5 SF
TOTAL	65 SF



2 WEST ELEVATION
SCALE: 1/4" = 1'-0"



1 SOUTH ELEVATION
SCALE: 1/4" = 1'-0"

SITE NUMBER:	07588
BASE MODEL:	CONVERSION
ASSET TYPE:	FRANCHISE
CLASSIFICATION:	REFRESH
OWNER:	JARO FOODS
BASE VERSION:	2015 OCT 16
UPGRADE CLASSIFICATION:	STANDARD
PROJECT YEAR:	2015
FURNITURE PACKAGE:	2015
DESIGN BULLETINS:	

**Wallin • Gomez
Architects, Ltd.**
711 South Dearborn Street
Suite 606
Chicago, IL 60605
Tel: 312-427-4702
Fax: 312-427-6611
e-mail: admin@wgaltd.com

Wendy's
STORE #07588
747 SOUTH STATE ROAD 135
GREENWOOD, IN


REV.	DATE	DESCRIPTION
	01-08-16	ISSUED FOR PERMIT & BID

PLOT DATE: 1/8/2016
PROJECT NUMBER: **15130**
DRAWN BY: CL/KH
CHECKED BY: DJW

NOTICE: THIS DOCUMENT CONTAINS PROPRIETARY INFORMATION. IT SHALL NOT BE USED OR REPRODUCED OR ITS CONTENTS DISCLOSED, IN WHOLE OR IN PART WITHOUT THE PRIOR WRITTEN CONSENT OF WALLIN / GOMEZ ARCHITECTS, LTD.

THESE DRAWINGS HAVE BEEN PREPARED AT AND / OR UNDER MY SUPERVISION AND TO THE BEST OF MY KNOWLEDGE AND BELIEF CONFORM AND COMPLY WITH THE REQUIREMENTS OF THE DEPARTMENT OF BUILDING AND CODES HAVING JURISDICTION.

STATE OF INDIANA
APR 19500867
REGISTERED ARCHITECT
DONALD J. WALLIN
EXPIRATION DATE: 12/31/2017

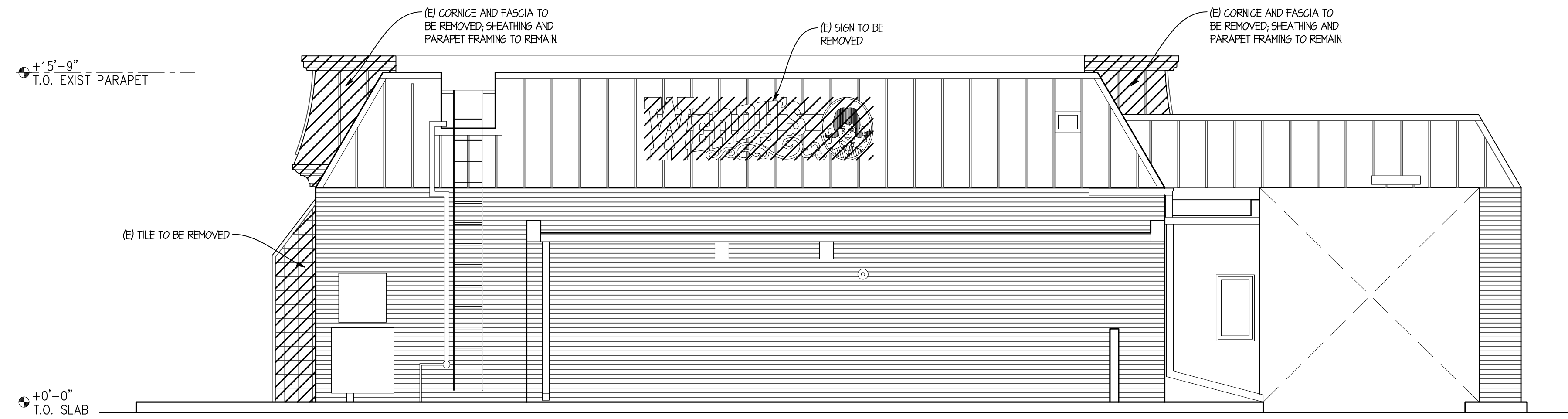


SHEET NAME
**DEMOLITION
ELEVATIONS**

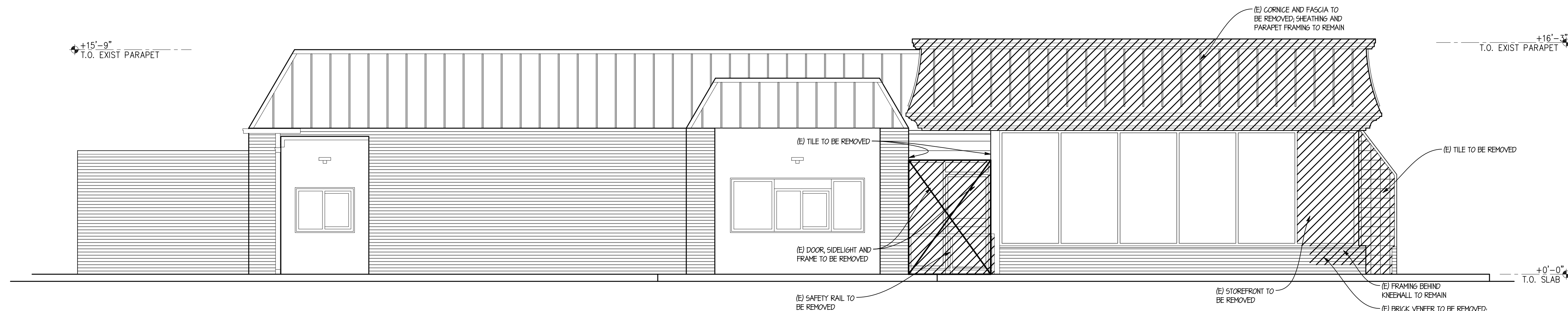
SHEET NUMBER
D3.1

1/8/2016, 5:50 PM, P:\2015\15130 - JARO Foods - Wendy's - 747 S State Road 135 - Greenwood, IN\Sheet Set\015-10-15 Permits and BIDD\CONVERSION_01_Demolition Elevations.dwg, sptpage

EXISTING SIGNAGE CALCS	
WEST	32.5 SF
EAST	32.5 SF
TOTAL	65 SF



2 EAST ELEVATION
SCALE: 1/4" = 1'-0"



1 NORTH ELEVATION
SCALE: 1/4" = 1'-0"

SITE NUMBER:	07588
BASE MODEL:	CONVERSION
ASSET TYPE:	FRANCHISE
CLASSIFICATION:	REFRESH
OWNER:	JARO FOODS
BASE VERSION:	2015 OCT 16
UPGRADE CLASSIFICATION:	STANDARD
PROJECT YEAR:	2015
FURNITURE PACKAGE:	2015
DESIGN BULLETINS:	

Wallin • Gomez Architects, Ltd.

711 South Dearborn Street
Suite 606
Chicago, IL 60605

Tel: 312-427-4702
Fax: 312-427-6611
e-mail: admin@wgaltd.com

Wendy's
STORE #07588
747 SOUTH STATE ROAD 135
GREENWOOD, IN


REV.	DATE	DESCRIPTION
	01-08-16	ISSUED FOR PERMIT & BID

PLOT DATE	1/8/2016
PROJECT NUMBER	15130
DRAWN BY	CL/KH
CHECKED BY	DJW

NOTICE: THIS DOCUMENT CONTAINS PROPRIETARY INFORMATION. IT SHALL NOT BE USED OR REPRODUCED OR ITS CONTENTS DISCLOSED, IN WHOLE OR IN PART WITHOUT THE PRIOR WRITTEN CONSENT OF WALLIN / GOMEZ ARCHITECTS, LTD.

THESE DRAWINGS HAVE BEEN PREPARED AT AND/OR UNDER MY SUPERVISION AND TO THE BEST OF MY KNOWLEDGE AND BELIEF CONFORM AND COMPLY WITH THE REQUIREMENTS OF THE DEPARTMENT OF BUILDING AND CODES HAVING JURISDICTION.

STATE OF INDIANA
AP 1950087
REGISTERED ARCHITECT
DONALD J. WALLIN
EXPIRATION DATE: 12/31/2017



SHEET NAME
DEMOLITION ELEVATIONS

SHEET NUMBER
D3.2

FLOOR & FINISH PLAN GENERAL NOTES

- G.C. SHALL BE RESPONSIBLE FOR VERIFYING "AS-BUILT" CONDITIONS AND LAYING OUT WORK BEFORE PROCEEDING WITH WORK.
- EXTERIOR FINISHES ARE NOTED ON EXTERIOR ELEVATIONS.
- SEE INTERIOR ELEVATIONS FOR EXTENT OF NEW INTERIOR WALL FINISHES.
- KITCHEN EQUIPMENT SUPPLIER WILL SUPPLY CRITICAL DIMENSIONS, PLUMBING AND ELECTRICAL SPECIFICATIONS FOR EQUIPMENT SUPPLIED BY THE KITCHEN EQUIPMENT SUPPLIER.
- ELECTRICAL AND PLUMBING CONTRACTOR TO MAKE FINAL CONNECTION TO EQUIPMENT.
- DESIGN INTENT IS FOR EXISTING FINISHES TO BE REPLACED WITH EQUIVALENT NEW FINISHES, UNO.
- G.C. TO PROVIDE AND INSTALL CRACK ISOLATION/WATERPROOF MEMBRANE AT ALL AREAS OF PORCELAIN AND CERAMIC TILES. HYDRO BAN BY LATI-CRETE. PROVIDE LATI-CRETE SEALANT AT ALL AREAS OF EXPANSION JOINTS IN SUBSTRATE PRIOR TO INSTALLATION OF HYDRO BAN. CONTACT LATI-CRETE AT (203) 376-8113.
- PAINTER SHALL BE RESPONSIBLE FOR THE REMOVAL OF HARDWARE, SWITCH AND OUTLET COVERS, ETC., AND REINSTALLATION OF SAME AFTER PAINTING.
- RETOUCH OR REFINISH SURFACES DAMAGED BY SUBSEQUENT WORK AS DIRECTED BY GENERAL CONTRACTOR. THE COST OF SUCH RESTORATION WORK SHALL BE BORNE BY THE CONTRACTOR.
- THE CONTRACTOR IS RESPONSIBLE FOR PROVIDING PROPER PROTECTION AGAINST DAMAGE TO EXISTING FURNITURE, ADJACENT FINISHED WORK, FLOORING, ETC., IF APPLICABLE.
- REFER TO REFLECTED CEILING PLAN FOR CEILING TYPES, HEIGHTS, & FINISHES.
- COORDINATE MUSIC & MFI SYSTEM REQUIREMENTS WITH HENDY'S REPRESENTATIVE.
- FOR NEW DRINK STATIONS BEING ADDED, NEW CONDENSERS ON ROOF ARE REQUIRED. CONDENSERS TO BE INSTALLED ON EQUIPMENT RAILS SUPPLIED WITH UNITS. G.C. TO INSTALL EQUIPMENT RAILS AND CONDENSERS NO CLOSER THAN 10'-0" FROM ANY ROOF EDGE AND OUTSIDE AIR INTAKE. INSTALL RAILS PARALLEL WITH ROOF SLOPE TO ENSURE POSITIVE DRAINAGE. G.C. TO INSTALL NEW PIPE CURB FOR CONDENSER LINES PER DETAIL 02/ALL. COORDINATE FINAL LOCATION OF CONDENSERS AND PIPE CURBS WITH HENDY'S CONSTRUCTION MANAGER AND A.H.I. PATCH AND REPAIR EXISTING ROOF MEMBRANE AS REQUIRED USING MEMBRANE MANUFACTURER'S STANDARD DETAILS TO ENSURE EXISTING WARRANTY IS MAINTAINED.
- VERIFY LOCATION(S) OF EXISTING FLOOR DRAIN TO SELF-SERVE DRINK STAND. PROVIDE NEW DRAIN TO SERVE DRINK STAND WHERE EXISTING IS NOT AVAILABLE. SAW CUT FLOOR SLAB AS REQUIRED FOR INSTALLATION OF NEW DRAIN AND PATCH TO MATCH ADJACENT AFTER INSTALLATION. COORDINATE EXACT LOCATION.
- (N) SOLID SURFACE COUNTERTOP & RETROFIT FRONT COUNTER BASE CABINET AS REQUIRED FOR ORDER/PAY AND PICK-UP SEPARATION, INCLUDING (N) UNDER-COUNTER ICE BIN. MAINTAIN (E) ICE BIN DRAIN FOR REUSE. RETROFIT KIT AVAILABLE THROUGH KED; COORDINATE REQUIREMENTS WITH KED & G.C. AS REQUIRED. G.C. SHALL COORDINATE FINAL CASH DROP SAFE PLACEMENT WITH HENDY'S REPRESENTATIVE, INCLUDING ACCESS TO SAFE KEYS FROM RESTAURANT MANAGER.

SYMBOL LEGEND		DESCRIPTION
SYMBOL		
	XX-X	CEILING FINISHES, SEE FINISH SCHEDULE
	XX-X	WALL FINISHES, SEE FINISH SCHEDULE
	XX-X	BASE FINISHES, SEE FINISH SCHEDULE
	XX-X	FLOOR FINISHES, SEE FINISH SCHEDULE
		FLOORING TRANSITION WHERE DIMENSION PROVIDED IS WITHIN 2" OF EXISTING, TRANSITION SHALL BE LOCATED AT EXISTING.

DOOR SCHEDULE

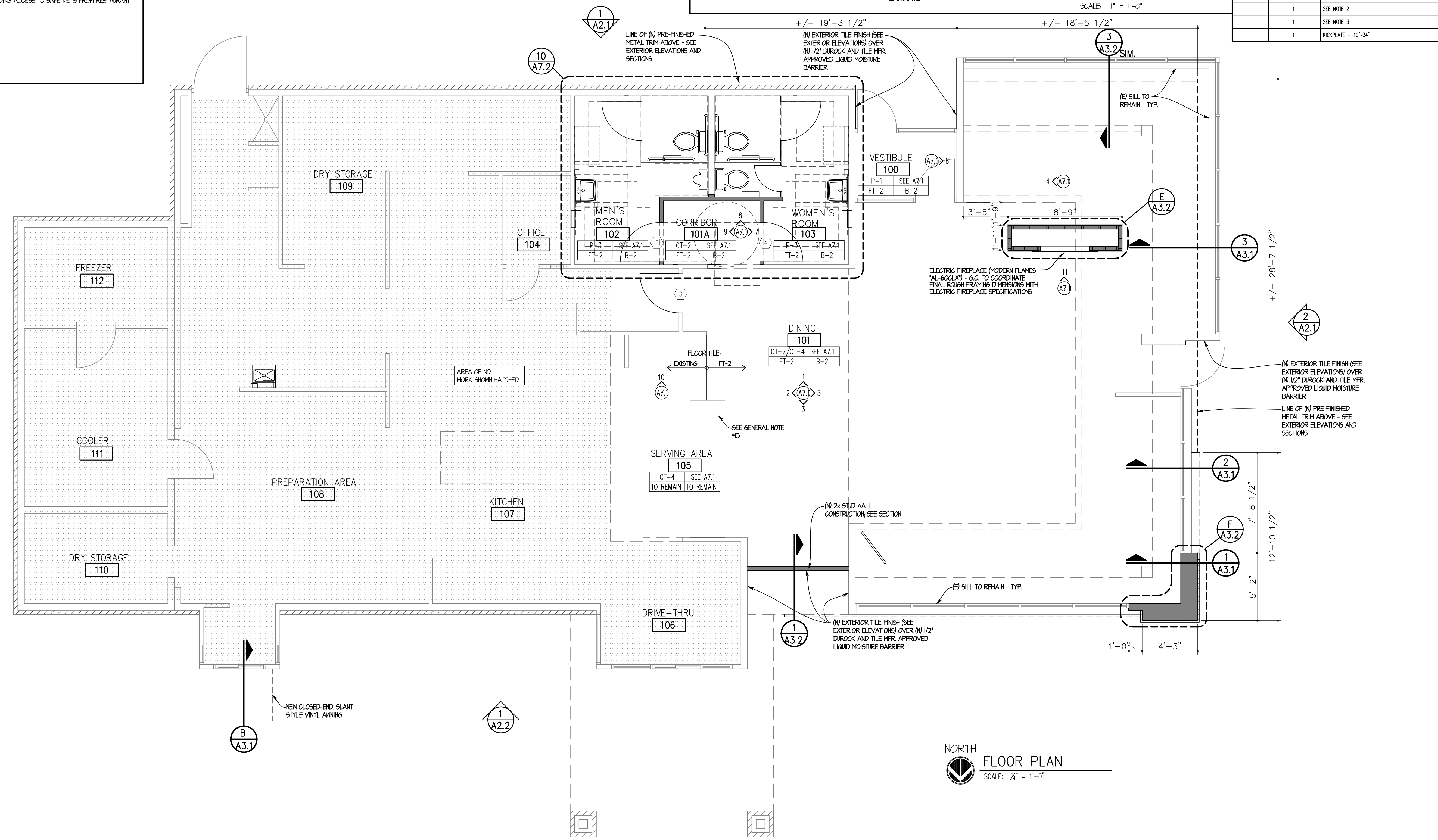
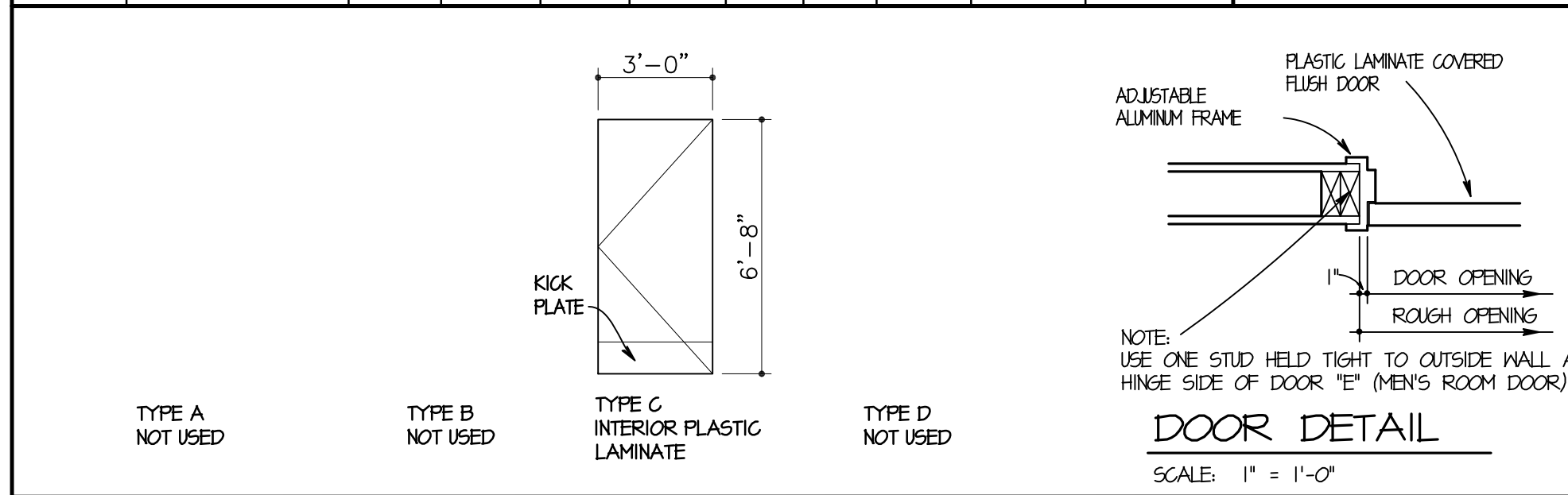
DOOR MARK	ROOM	DOOR							REMARKS
		WD	HGT	THK	HDW GROUP	TYPE	MATL	FRAME	
1	NOT USED								
2	NOT USED								
3	KITCHEN	3'-0"	6'-8"	1 3/4"	3	C	PL	ALUM	NOTE: 1, 4
4	WOMEN'S	3'-0"	6'-8"	1 3/4"	4	C	PL	ALUM	NOTE: 1, 3
5	MEN'S	3'-0"	6'-8"	1 3/4"	4	C	PL	ALUM	NOTE: 1, 3

DOOR & WINDOW SCHEDULE NOTES

- MARLITE AAA SERIES 500 DOOR AND FRAME.
- USE 3-1/2" SCREWS ON ALL DOOR HINGES.
- "MEN" OR "WOMEN" TOILET ROOM SIGN.
- "EMPLOYEES ONLY" SIGN.
- HEAVY DUTY CLOSER: AMERICAN DEVICE SERIES 6301 OR LCN 4021.
- LOCK CYLINDERS MAY BE BY "FALCON" OR AS DIRECTED BY THE REGIONAL ENGINEER.
- THRESHOLD: PEMKO 1700 (OR EQUAL). SEE DETAIL 04/A5.1

HARDWARE SCHEDULE

GROUP	QUANTITY	DESCRIPTION
GROUP 1		
GROUP 2		
GROUP 3	1 1/2 PR	BUTT HINGES
	1	KEYED LOCKSET
	1	SEE NOTE 2
	1	SEE NOTE 4
GROUP 4	1 1/2 PR	BUTT HINGES
	1	SELF CLOSER
	1	PUSH-PULL
	1	SEE NOTE 2
	1	SEE NOTE 3
	1	KICKPLATE - 10"x34"



NORTH
FLOOR PLAN
SCALE: 1/4" = 1'-0"

SITE NUMBER: 07588
BASE MODEL: CONVERSION
ASSET TYPE: FRANCHISE
CLASSIFICATION: REFRESH
OWNER: JARO FOODS
BASE VERSION: 2015 OCT 16
UPGRADE CLASSIFICATION: STANDARD
PROJECT YEAR: 2015
FURNITURE PACKAGE: 2015
DESIGN BULLETINS:

Wallin-Gomez Architects, Ltd.
711 South Dearborn Street
Suite 606
Chicago, IL 60605
Tel: 312-427-4702
Fax: 312-427-6611
e-mail: admin@wgalt.com

Wendy's
STORE #07588
747 SOUTH STATE ROAD 135
GREENWOOD, IN

REV.	DATE	DESCRIPTION
	01-08-16	ISSUED FOR PERMIT & BID

PLOT DATE: 1/8/2016
PROJECT NUMBER: 15130
DRAWN BY: CLJKH
CHECKED BY: DJW

NOTICE: THIS DOCUMENT CONTAINS PROPRIETARY INFORMATION. IT SHALL NOT BE USED OR REPRODUCED OR ITS CONTENTS DISCLOSED, IN WHOLE OR IN PART WITHOUT THE PRIOR WRITTEN CONSENT OF WALLIN / GOMEZ ARCHITECTS, LTD.

THESE DRAWINGS HAVE BEEN PREPARED AT AND/OR UNDER MY SUPERVISION AND TO THE BEST OF MY KNOWLEDGE AND BELIEF CONFORM AND COMPLY WITH THE REQUIREMENTS OF THE DEPARTMENT OF BUILDING AND CODES HAVING JURISDICTION.

STATE OF INDIANA
AP 19500067
REGISTERED ARCHITECT
DONALD J. WALLIN
EXPIRATION DATE: 12/31/2017

SHEET NUMBER
FLOOR PLAN

SHEET NUMBER
A1.1

1/8/2016, 8:50 AM, P:\2015\15130 - Wendy's - 747 S. State Road 135 - Greenwood, IN\Sheet Set\015-10-11 Permit and Bid\015-10-11 Floor Plan.dwg, djw

LEGEND

	T-1, EXTERIOR TILE		M-4
	M-2, CORRUGATED METAL PANEL		
	E-2 EIFS		

NOTE: REFER TO MATERIAL/FINISH RESPONSIBILITY SCHEDULE ON SHEET A6.1 FOR SPECIFICATIONS OF ALL EXTERIOR MATERIALS AND FINISHES.

ENVELOPE COMPLIANCE

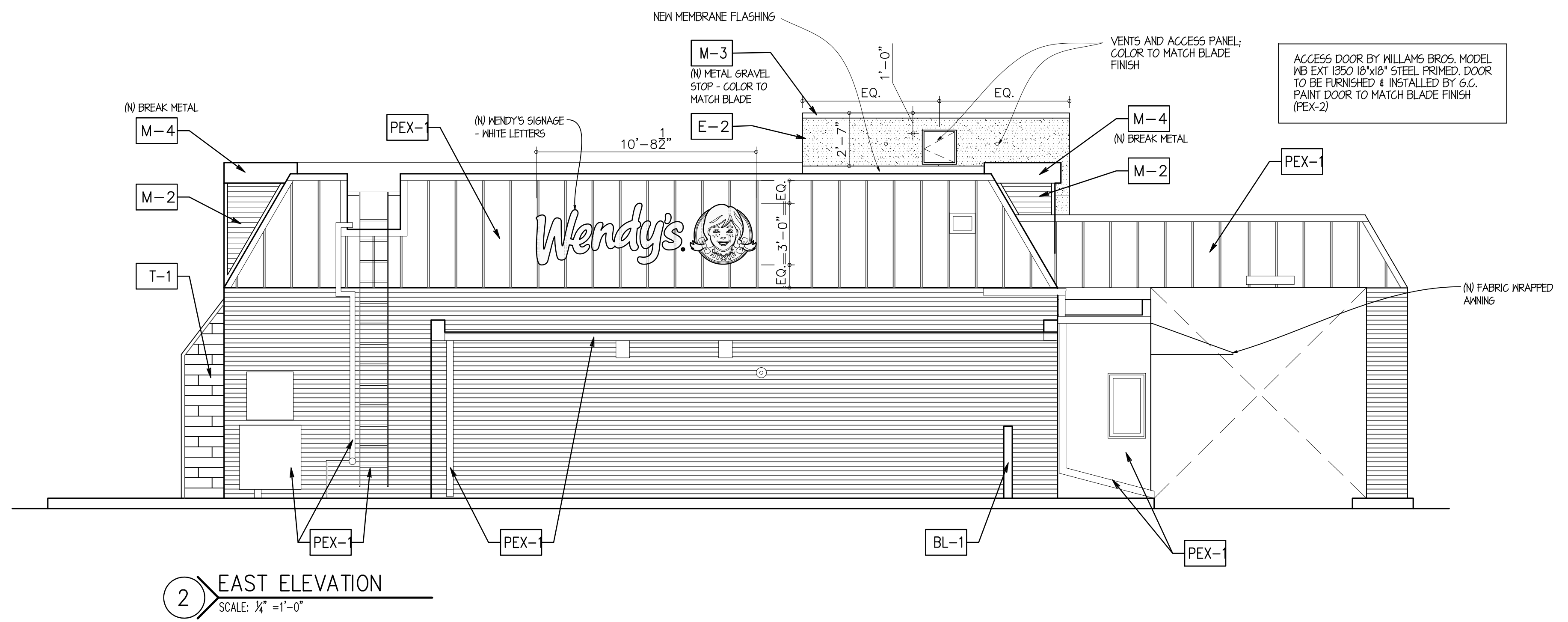
ROOF	R-20
WALLS	R-21
WINDOWS	U=0.29, SHGC=0.40
GLASS DOORS	U=0.57

NEW SIGNAGE CALCS

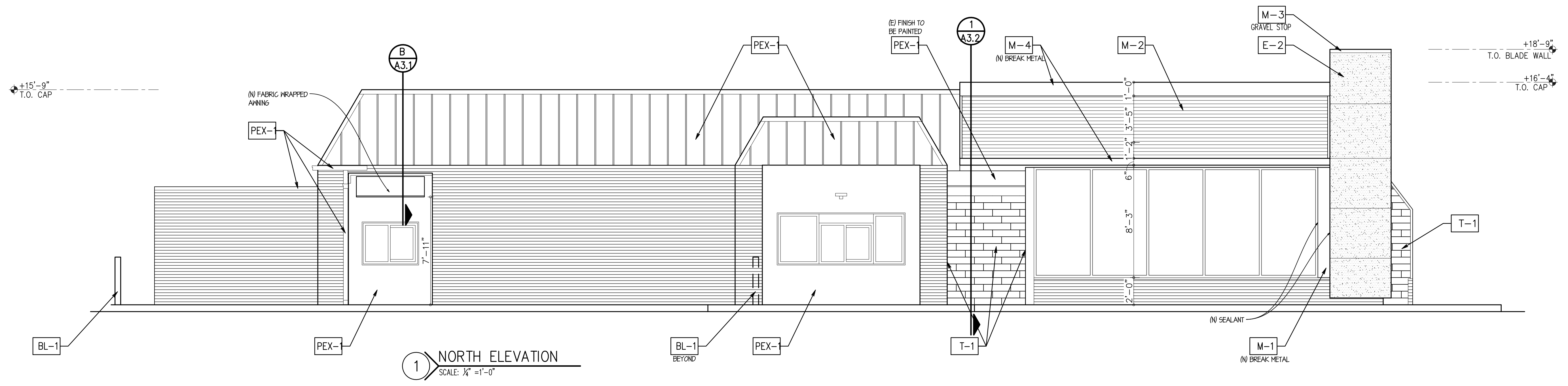
SOUTH	32.5 SF
EAST	32.5 SF
WEST	43 SF
TOTAL	108 SF

GENERAL NOTES

- WHERE EVER POSSIBLE ALL NEW MASONRY WORK SHALL BE CONSTRUCTED W/ SALVAGED MASONRY TO MATCH EXISTING MASONRY.
- REPOINT EXISTING VERTICAL AND HORIZONTAL MASONRY JOINTS WHERE VOIDS OR CRACKS EXIST & AS DIRECTED BY WENDY'S P.M.
- CLEAN REPAIR & REPAINT (E) ELEMENTS WHERE INDICATED



2 EAST ELEVATION
SCALE: 1/4" = 1'-0"



1 NORTH ELEVATION
SCALE: 1/4" = 1'-0"

SITE NUMBER: 07588
 BASE MODEL: CONVERSION
 ASSET TYPE: FRANCHISE
 CLASSIFICATION: REFRESH
 OWNER: JARO FOODS
 BASE VERSION: 2015 OCT 16
 UPGRADE CLASSIFICATION: STANDARD
 PROJECT YEAR: 2015
 FURNITURE PACKAGE: 2015
 DESIGN BULLETINS:

Wallin • Gomez Architects, Ltd.
 711 South Dearborn Street
 Suite 606
 Chicago, IL 60605
 Tel: 312-427-4702
 Fax: 312-427-6611
 e-mail: admin@wgaltd.com

Wendy's
 STORE #07588
 747 SOUTH STATE ROAD 135
 GREENWOOD, IN


REV.	DATE	DESCRIPTION
01	08-16	ISSUED FOR PERMIT & BID

PLOT DATE: 1/8/2016
 PROJECT NUMBER: 15130
 DRAWN BY: CL/KH
 CHECKED BY: DJW

NOTICE: THIS DOCUMENT CONTAINS PROPRIETARY INFORMATION. IT SHALL NOT BE USED OR REPRODUCED OR ITS CONTENTS DISCLOSED, IN WHOLE OR IN PART WITHOUT THE PRIOR WRITTEN CONSENT OF WALLIN / GOMEZ ARCHITECTS, LTD.

THESE DRAWINGS HAVE BEEN PREPARED AT AND/OR UNDER MY SUPERVISION AND TO THE BEST OF MY KNOWLEDGE AND BELIEF CONFORM AND COMPLY WITH THE REQUIREMENTS OF THE DEPARTMENT OF BUILDING AND CODES HAVING JURISDICTION.

STATE OF INDIANA
 AP 19500687
 REGISTERED ARCHITECT
 DONALD J. WALLIN
 EXPIRATION DATE: 12/31/2017



SHEET NAME
EXTERIOR ELEVATIONS

SHEET NUMBER
A2.1

18/2016, 5:50 PM, P:\2015\15130 - JARO Foods - Wendy's - 747 S. State Road 135 - Greenwood, IN\Sheet Set\015-12-16 Permit and BIDD\15130_Ext_Elevations.dwg, g34rhaga

LEGEND

NOTE: REFER TO MATERIAL/FINISH/RESPONSIBILITY SCHEDULE ON SHEET A6.1 FOR SPECIFICATIONS OF ALL EXTERIOR MATERIALS AND FINISHES.

T-1, EXTERIOR TILE

M-2, CORRUGATED METAL PANEL

E-2 EIFS

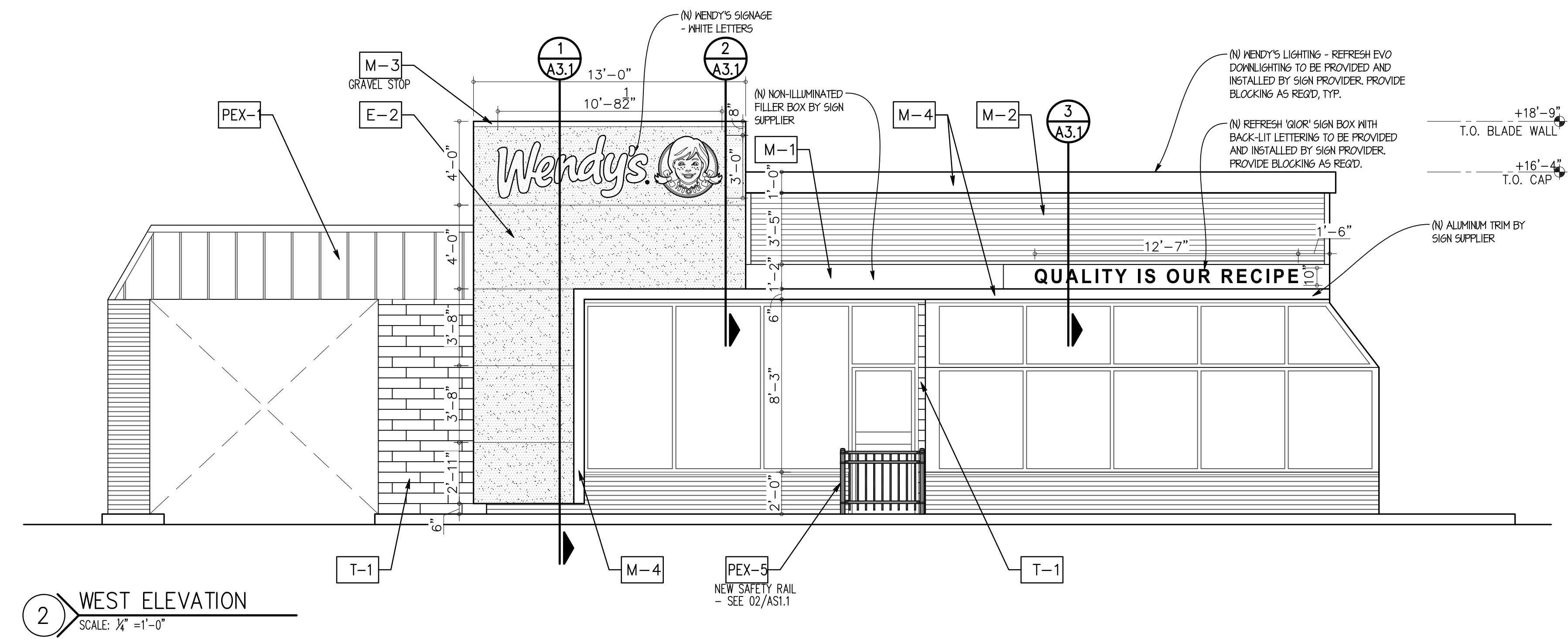
M-4

GENERAL NOTES

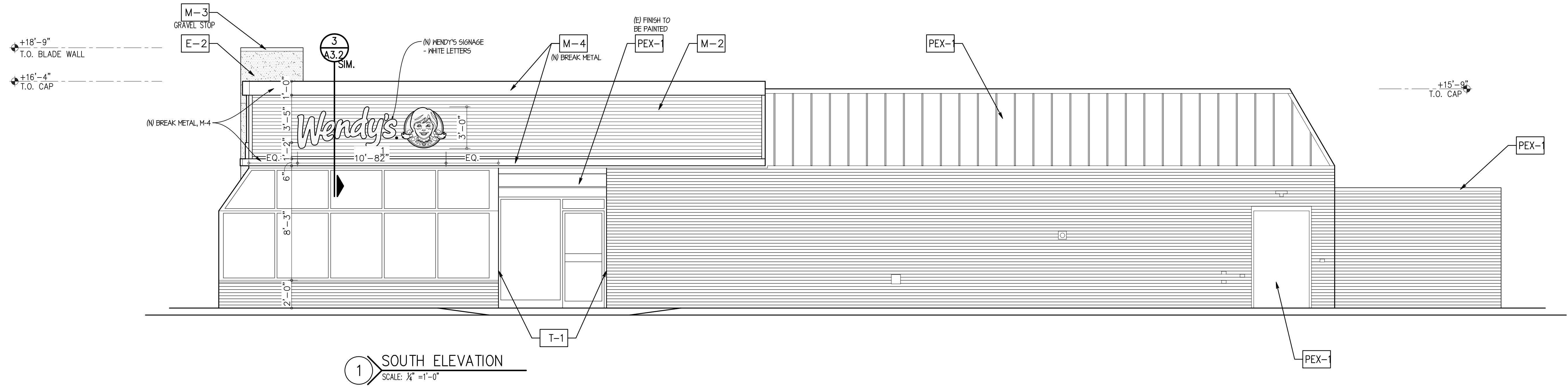
1. WHERE EVER POSSIBLE ALL NEW MASONRY WORK SHALL BE CONSTRUCTED W/ SALVAGED MASONRY TO MATCH EXISTING MASONRY.

2. REPOINT EXISTING VERTICAL AND HORIZONTAL MASONRY JOINTS WHERE VOIDS OR CRACKS EXIST & AS DIRECTED BY WENDY'S P.M.

3. CLEAN, REPAIR & REPAINT (E) ELEMENTS WHERE INDICATED



2 WEST ELEVATION
SCALE: 3/4" = 1'-0"



1 SOUTH ELEVATION
SCALE: 3/4" = 1'-0"

SITE NUMBER: 07588

BASE MODEL: CONVERSION

ASSET TYPE: FRANCHISE

CLASSIFICATION: REFRESH

OWNER: JARO FOODS

BASE VERSION: 2015 OCT 16

UPGRADE CLASSIFICATION: STANDARD

PROJECT YEAR: 2015

FURNITURE PACKAGE: 2015

DESIGN BULLETINS:

Wallin • Gomez Architects, Ltd.

711 South Dearborn Street
Suite 606
Chicago, IL 60605

Tel: 312-427-4702
Fax: 312-427-6611
e-mail: admin@wgald.com

Wendy's

STORE #07588
747 SOUTH STATE ROAD 135
GREENWOOD, IN

REV.	DATE	DESCRIPTION
01	08-16	ISSUED FOR PERMIT & BID

PLOT DATE: 1/8/2016

PROJECT NUMBER: 15130


DRAWN BY: CL/KH

CHECKED BY: DJW

NOTICE: THIS DOCUMENT CONTAINS PROPRIETARY INFORMATION. IT SHALL NOT BE USED OR REPRODUCED OR ITS CONTENTS DISCLOSED, IN WHOLE OR IN PART WITHOUT THE PRIOR WRITTEN CONSENT OF WALLIN / GOMEZ ARCHITECTS, LTD.

THESE DRAWINGS HAVE BEEN PREPARED AT AND / OR UNDER MY SUPERVISION AND TO THE BEST OF MY KNOWLEDGE AND BELIEF CONFORM AND COMPLY WITH THE REQUIREMENTS OF THE DEPARTMENT OF BUILDING AND CODES HAVING JURISDICTION.

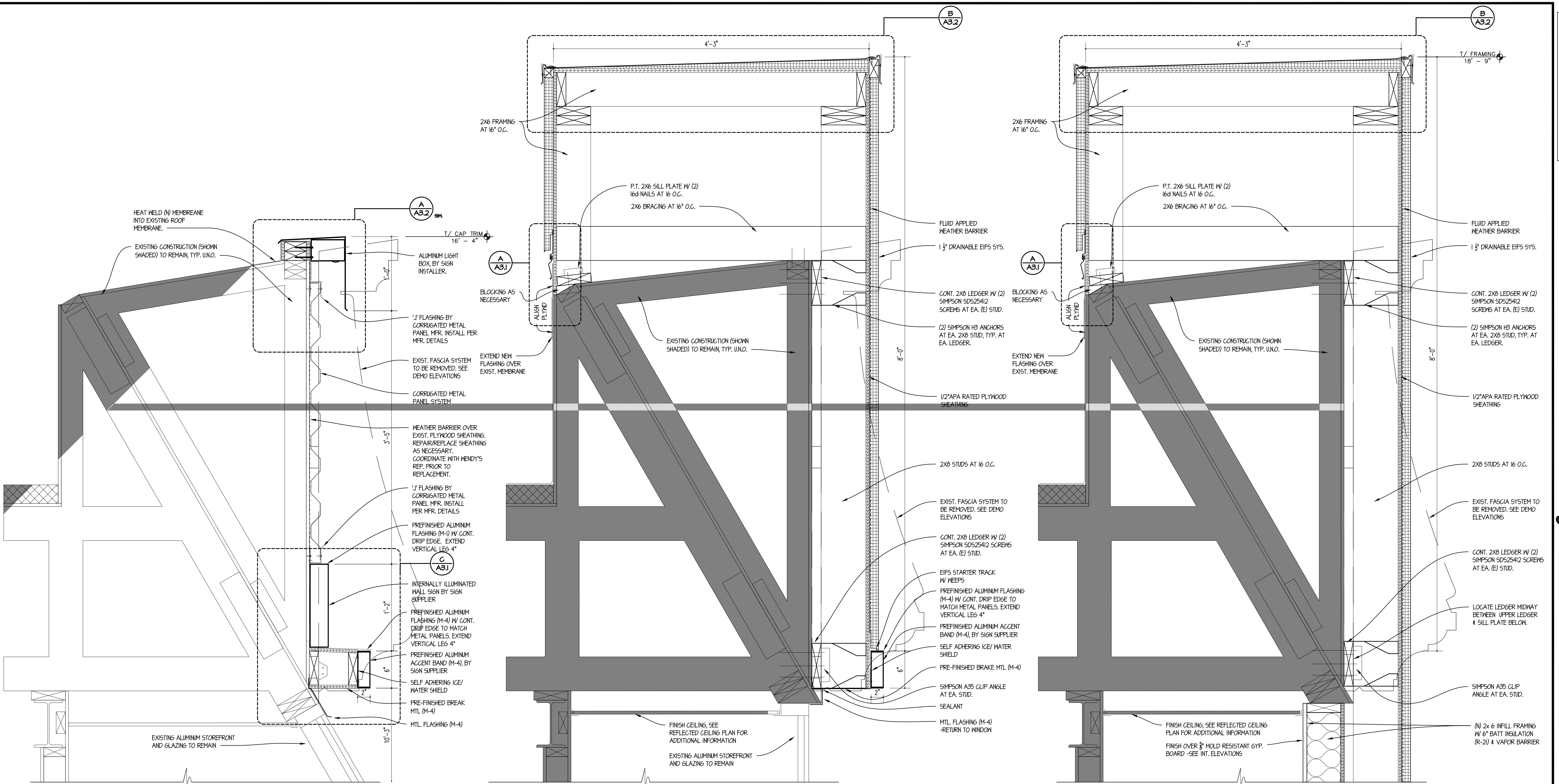
STATE OF INDIANA
AP: 0500067
REGISTERED ARCHITECT
DONALD J. WALLIN
EXPIRATION DATE: 12/31/2017



SHEET NAME
EXTERIOR ELEVATIONS

SHEET NUMBER
A2.2

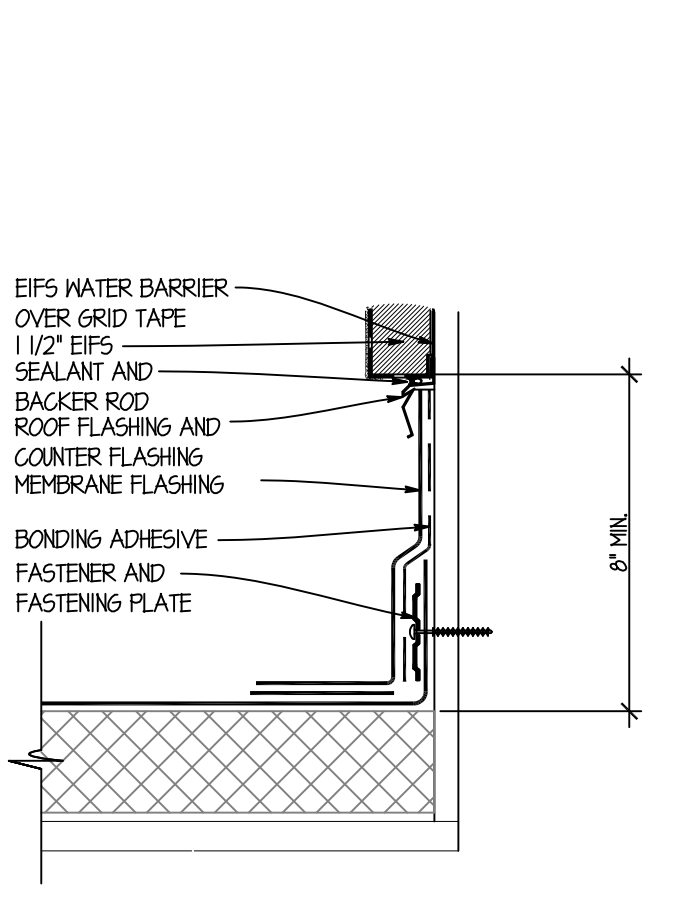
18/2016, 5:50 PM, P:\2015\15130 - JARO Foods - Wendy's - 747 S. State Road 135 - Greenwood, IN\Sheet Set\015-12-16 Permits and BIDD\15-CORNER ELEVATIONS.dwg, gwallin



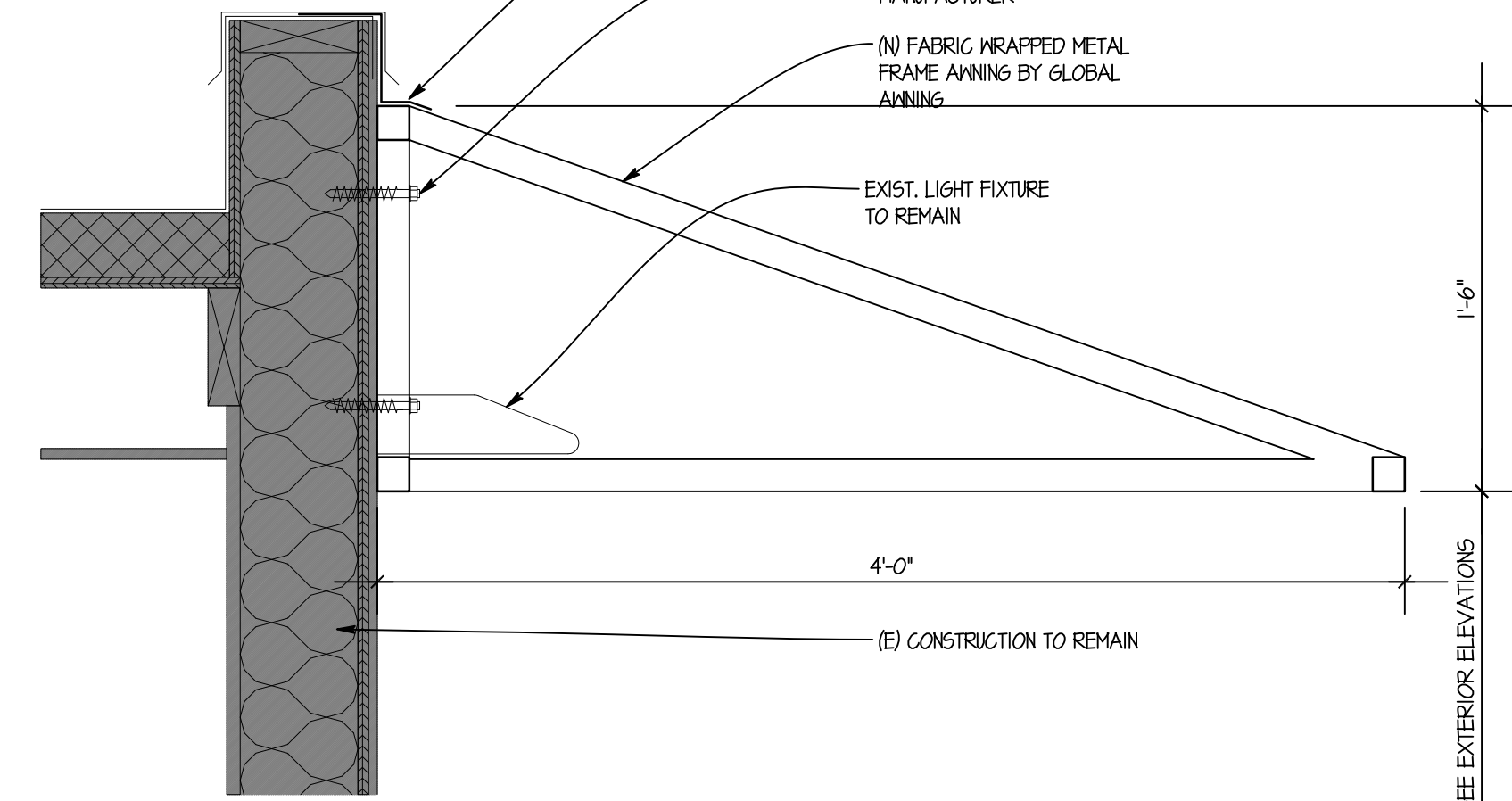
03 PARTIAL WALL SECTION
SCALE: 1/2" = 1'-0"

02 PARTIAL WALL SECTION
SCALE: 1/2" = 1'-0"

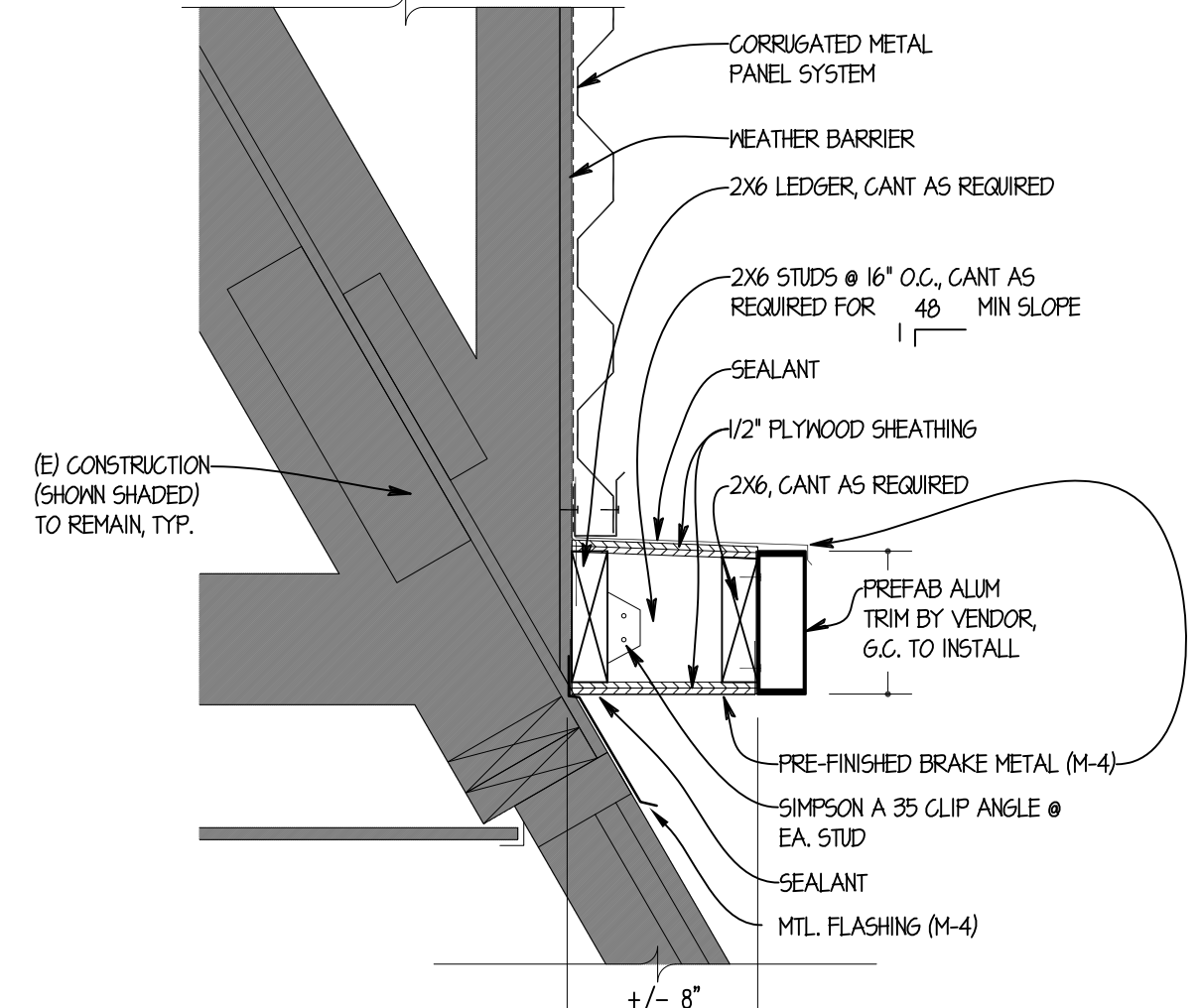
01 PARTIAL WALL SECTION
SCALE: 1/2" = 1'-0"



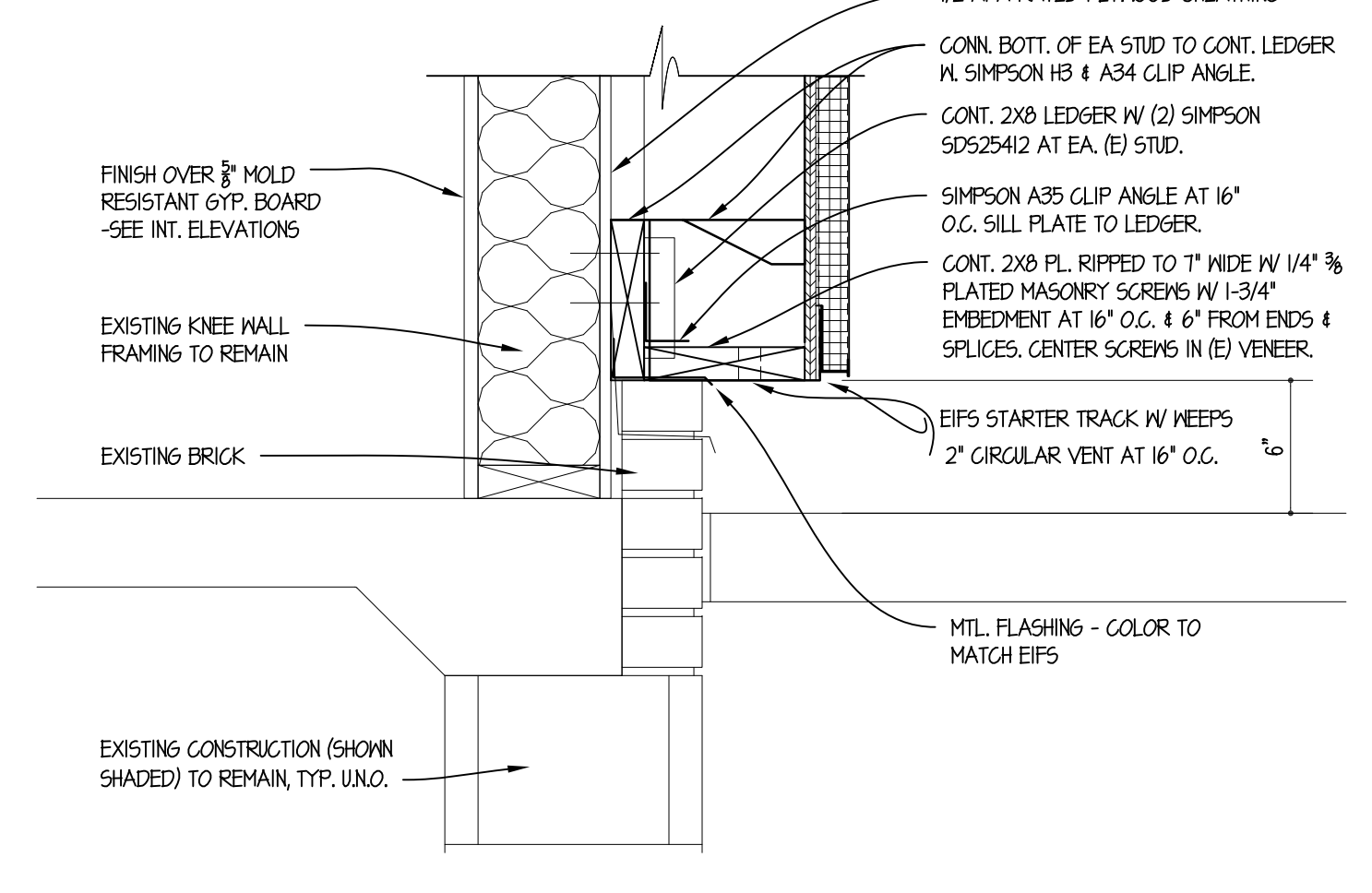
A SECTION DETAIL
SCALE: 3" = 1'-0"



B SECTION DETAIL
SCALE: 3" = 1'-0"



C SECTION DETAIL
SCALE: 3" = 1'-0"



SITE NUMBER: 07588
 BASE MODEL: CONVERSION
 ASSET TYPE: FRANCHISE
 CLASSIFICATION: REFRESH
 OWNER: JARO FOODS
 BASE VERSION: 2015 OCT 16
 UPGRADE CLASSIFICATION: STANDARD
 PROJECT YEAR: 2015
 FURNITURE PACKAGE: 2015
 DESIGN BULLETINS:

Wallin • Gomez Architects, Ltd.
 711 South Dearborn Street
 Suite 606
 Chicago, IL 60605
 Tel: 312-427-4702
 Fax: 312-427-6611
 e-mail: admin@wgaltd.com

Wendy's
 STORE #07588
 747 SOUTH STATE ROAD 135
 GREENWOOD, IN

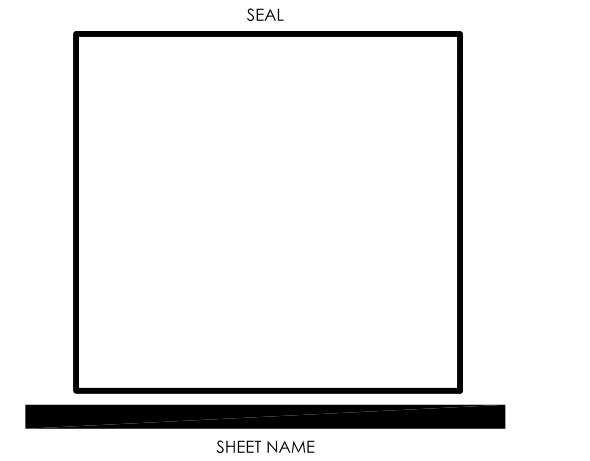
REV.	DATE	DESCRIPTION
01	08-16	ISSUED FOR PERMIT & BID

PLOT DATE: 1/8/2016
 PROJECT NUMBER: 15130
 DRAWN BY: CL/KH
 CHECKED BY: DJW

NOTICE: THIS DOCUMENT CONTAINS PROPRIETARY INFORMATION. IT SHALL NOT BE USED OR REPRODUCED OR ITS CONTENTS DISCLOSED, IN WHOLE OR IN PART WITHOUT THE PRIOR WRITTEN CONSENT OF WALLIN / GOMEZ ARCHITECTS, LTD.

THESE DRAWINGS HAVE BEEN PREPARED AND / OR UNDER MY SUPERVISION AND TO THE BEST OF MY KNOWLEDGE AND BELIEF CONFORM AND COMPLY WITH THE REQUIREMENTS OF THE DEPARTMENT OF BUILDING AND CODES HAVING JURISDICTION.

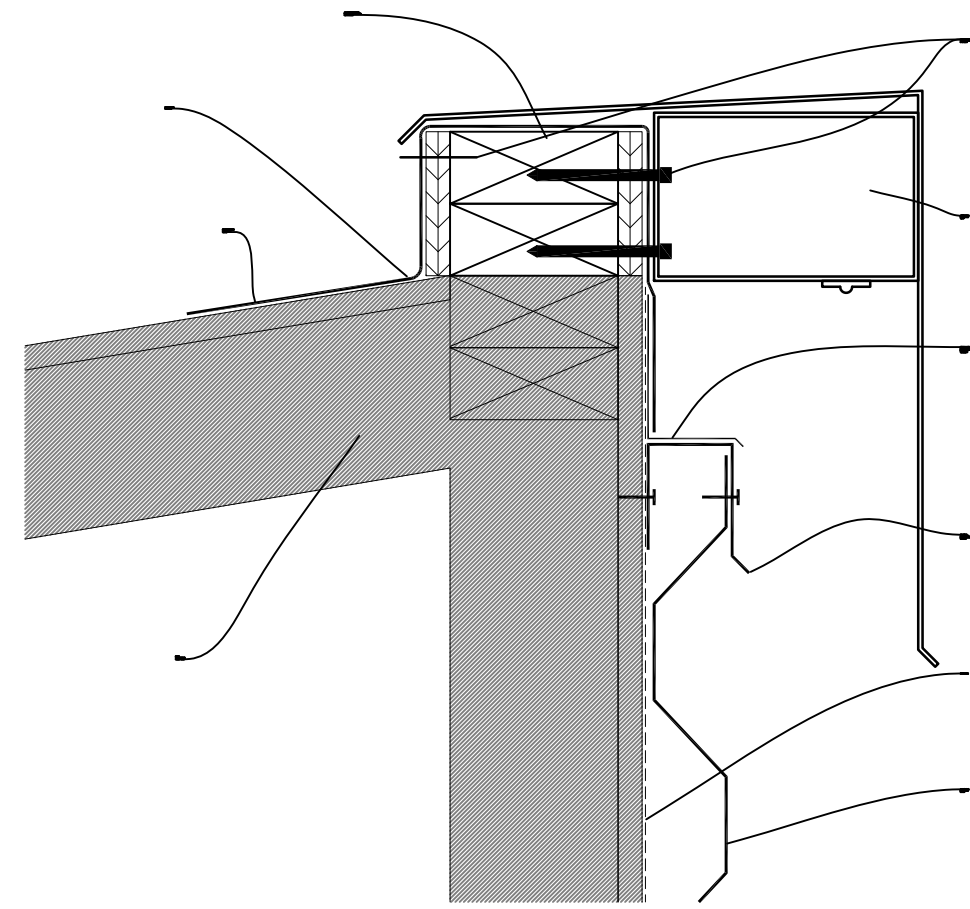
STATE OF INDIANA
 AR1950067
 REGISTERED ARCHITECT
 DONALD J. WALLIN
 EXPIRATION DATE: 12/31/2017



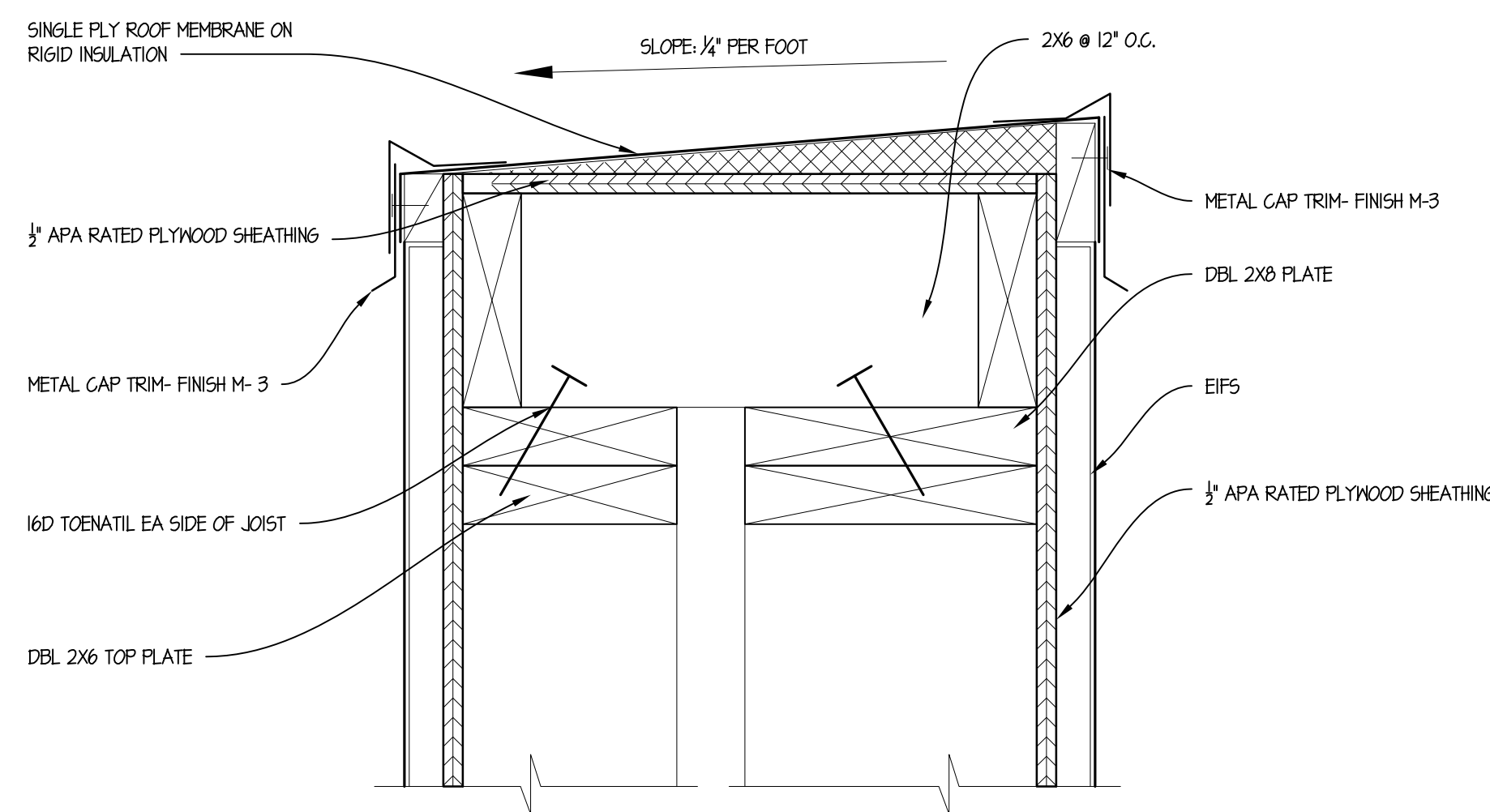
WALL SECTIONS

SHEET NUMBER

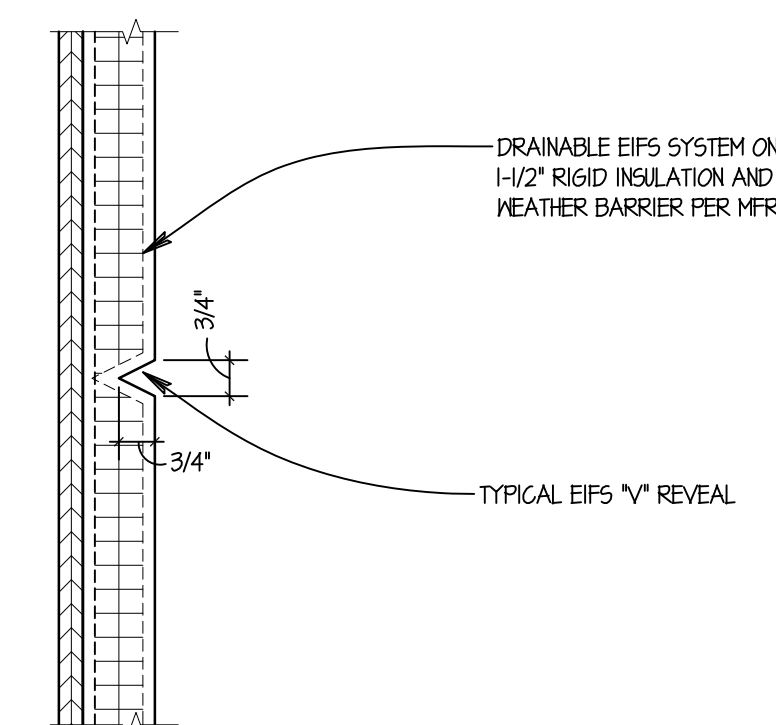
A3.1



A SECTION DETAIL
SCALE: 3" = 1'-0"

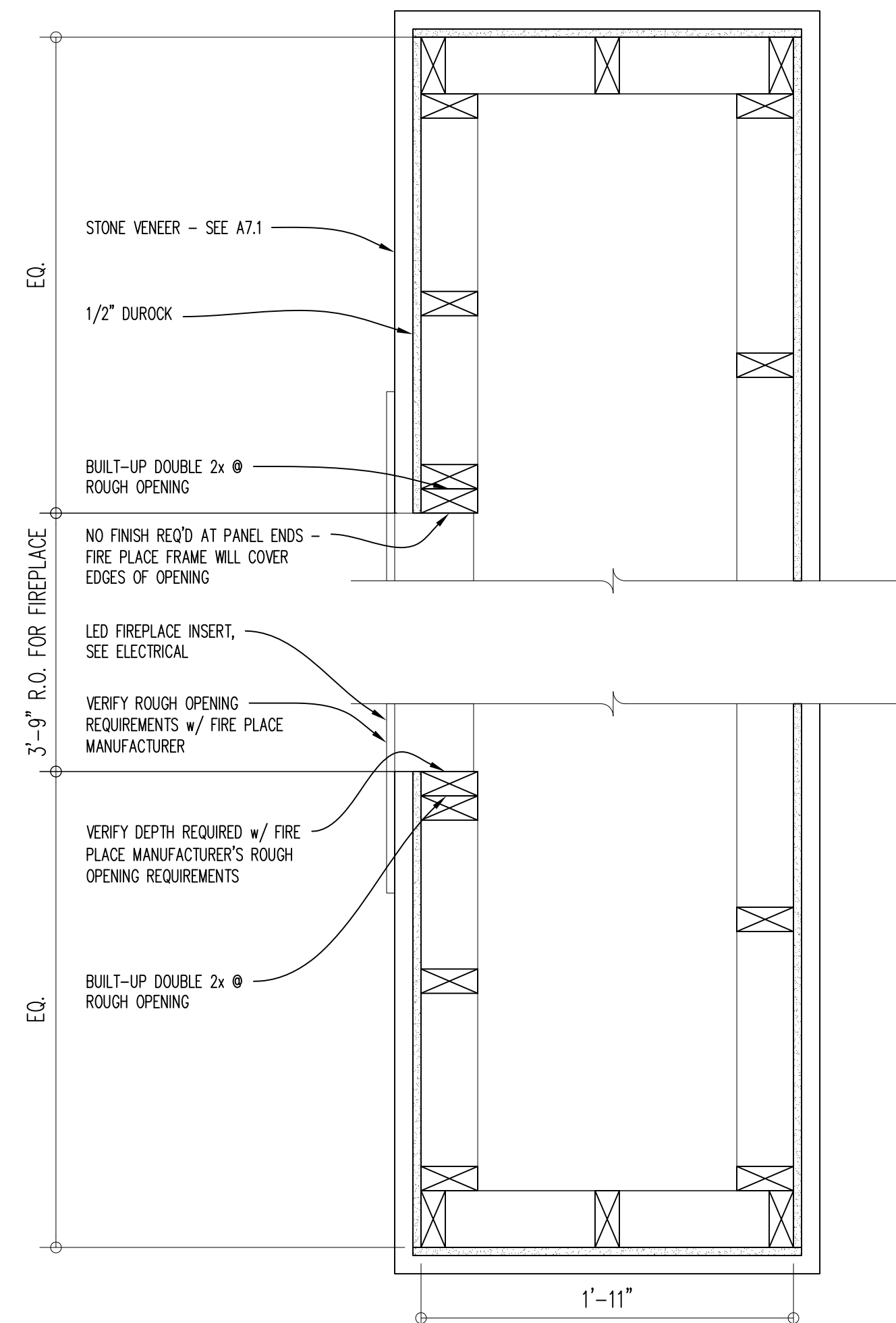


B SECTION DETAIL
SCALE: 3" = 1'-0"

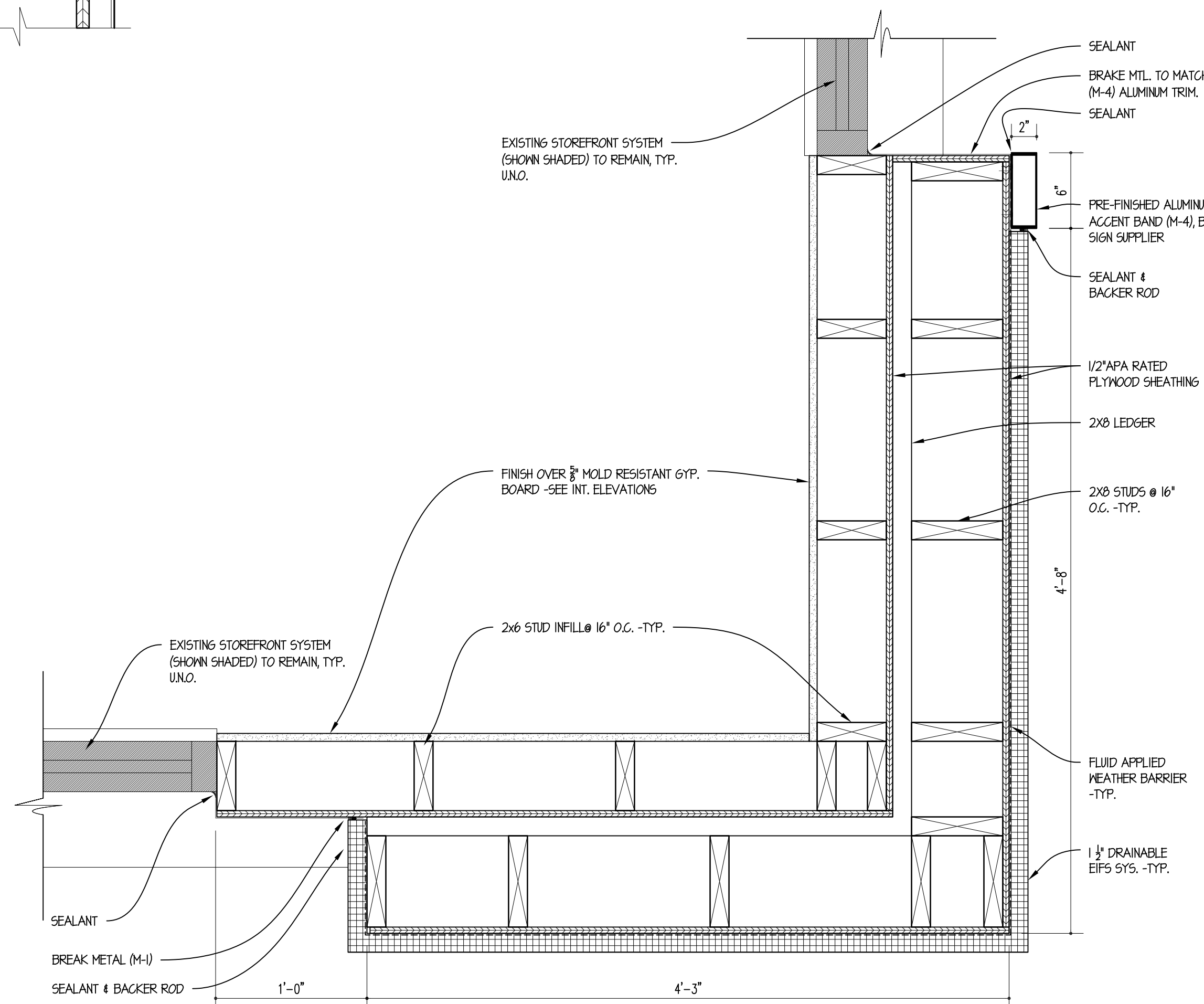


C EIFS REVEAL DETAIL
SCALE: 3" = 1'-0"

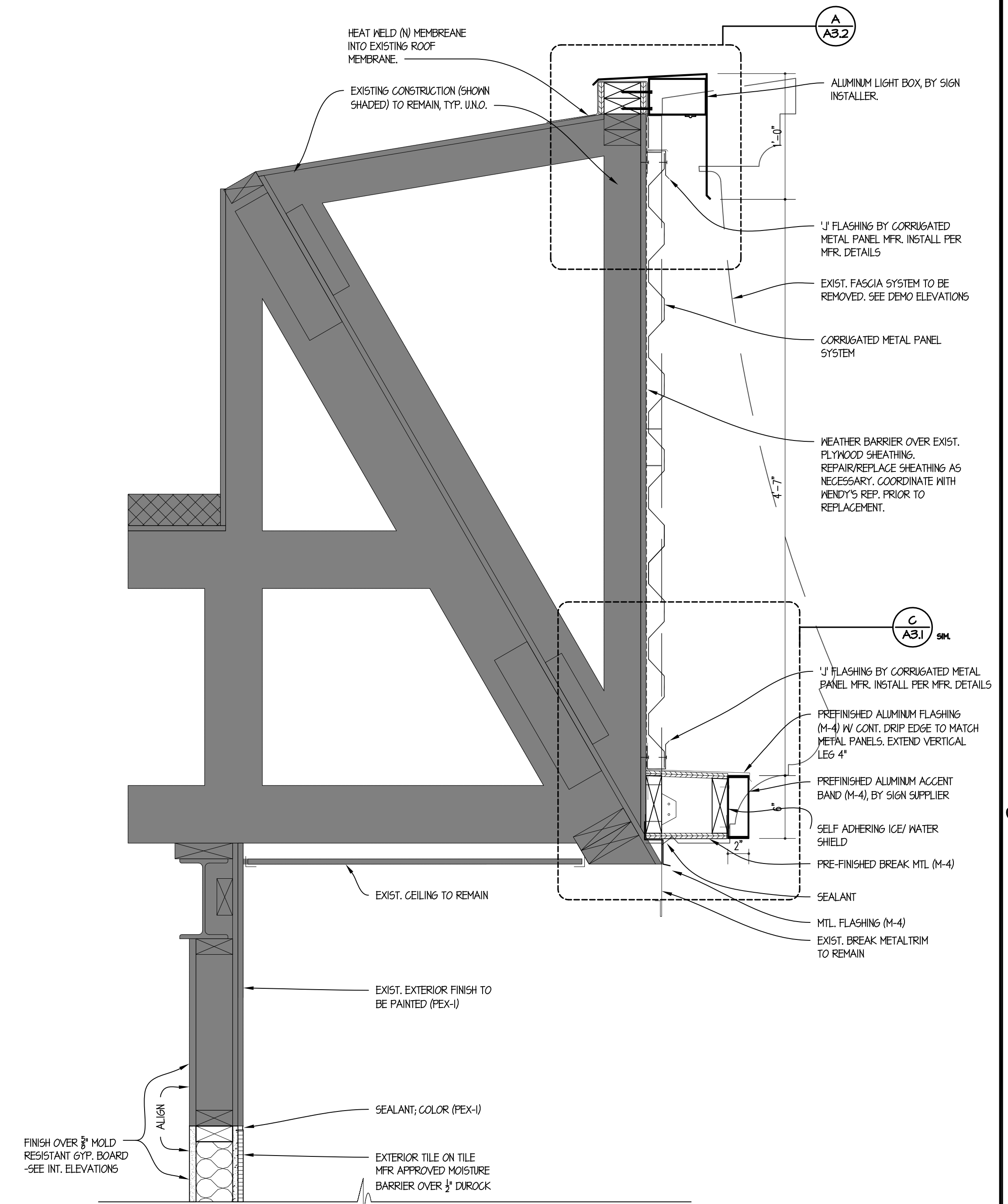
D NOT USED



E SECTION DETAIL
SCALE: 3" = 1'-0"



F SECTION DETAIL
SCALE: 3" = 1'-0"



01 PARTIAL WALL SECTION
SCALE: 1-1/2" = 1'-0"

SITE NUMBER:	07588
BASE MODEL:	CONVERSION
ASSET TYPE:	FRANCHISE
CLASSIFICATION:	REFRESH
OWNER:	JARO FOODS
BASE VERSION:	2015 OCT 16
UPGRADE CLASSIFICATION:	STANDARD
PROJECT YEAR:	2015
FURNITURE PACKAGE:	2015
DESIGN BULLETINS:	

Wallin-Gomez Architects, Ltd.

711 South Dearborn Street
Suite 606
Chicago, IL 60605
Tel: 312-427-4702
Fax: 312-427-6611
e-mail: admin@wgaltd.com

Wendy's
STORE #07588
747 SOUTH STATE ROAD 135
GREENWOOD, IN

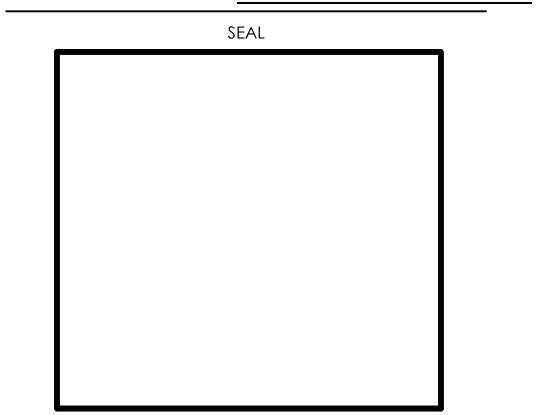
REV.	DATE	DESCRIPTION
	01-08-16	ISSUED FOR PERMIT & BID

PLOT DATE: 1/8/2016
PROJECT NUMBER: 15130
DRAWN BY: CL/KH
CHECKED BY: DJW

NOTICE: THIS DOCUMENT CONTAINS PROPRIETARY INFORMATION. IT SHALL NOT BE USED OR REPRODUCED OR ITS CONTENTS DISCLOSED, IN WHOLE OR IN PART WITHOUT THE PRIOR WRITTEN CONSENT OF WALLIN / GOMEZ ARCHITECTS, LTD.

THESE DRAWINGS HAVE BEEN PREPARED AT AND / OR UNDER MY SUPERVISION AND TO THE BEST OF MY KNOWLEDGE AND BELIEF CONFORM AND COMPLY WITH THE REQUIREMENTS OF THE DEPARTMENT OF BUILDING AND CODES HAVING JURISDICTION.

STATE OF INDIANA
AR19500067
REGISTERED ARCHITECT
DONALD J. WALLIN
EXPIRATION DATE: 12/31/2017



WALL DETAILS

A3.2

SITE NUMBER:	07588
BASE MODEL:	CONVERSION
ASSET TYPE:	FRANCHISE
CLASSIFICATION:	REFRESH
OWNER:	JARO FOODS
BASE VERSION:	2015 OCT 16
UPGRADE CLASSIFICATION:	STANDARD
PROJECT YEAR:	2015
FURNITURE PACKAGE:	2015
DESIGN BULLETINS:	

Wallin • Gomez Architects, Ltd.
711 South Dearborn Street
Suite 606
Chicago, IL 60605
Tel: 312-427-4702
Fax: 312-427-6611
e-mail: admin@wgaltd.com

Wendy's
STORE #07588
747 SOUTH STATE ROAD 135
GREENWOOD, IN

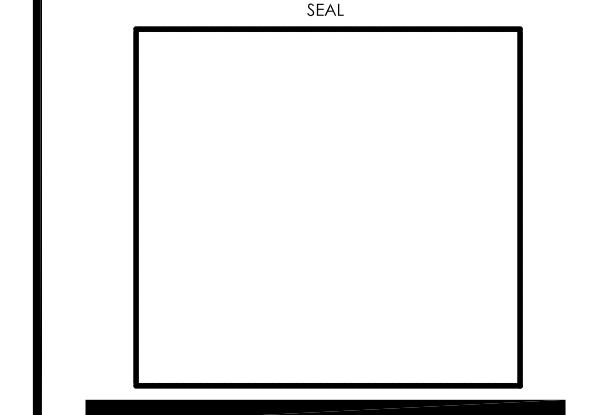
REV.	DATE	DESCRIPTION
	01-08-16	ISSUED FOR PERMIT & BID

PLOT DATE: 1/8/2016
PROJECT NUMBER: 15130
DRAWN BY: CLJKH
CHECKED BY: DJW

NOTICE: THIS DOCUMENT CONTAINS PROPRIETARY INFORMATION. IT SHALL NOT BE USED OR REPRODUCED OR ITS CONTENTS DISCLOSED, IN WHOLE OR IN PART WITHOUT THE PRIOR WRITTEN CONSENT OF WALLIN / GOMEZ ARCHITECTS, LTD.

THESE DRAWINGS HAVE BEEN PREPARED AT AND / OR UNDER MY SUPERVISION AND TO THE BEST OF MY KNOWLEDGE AND BELIEF CONFORM AND COMPLY WITH THE REQUIREMENTS OF THE DEPARTMENT OF BUILDING AND CODES HAVING JURISDICTION.

STATE OF INDIANA
APR 19500687
REGISTERED ARCHITECT
DONALD J. WALLIN
EXPIRATION DATE: 12/31/2017



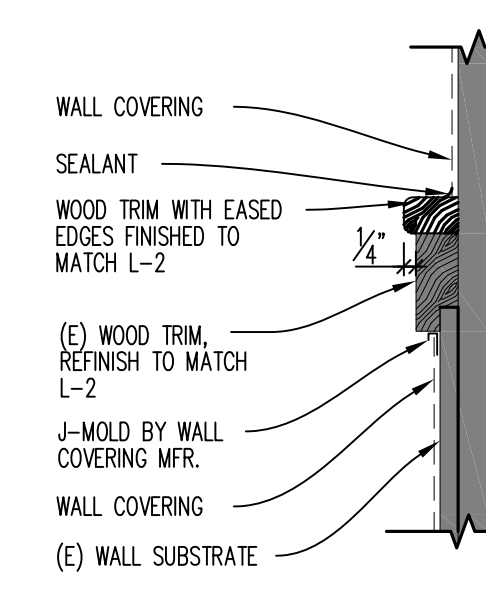
SHEET NAME
FINISH DETAILS

SHEET NUMBER

A5.1

04 NOT USED
SCALE: 1/4" = 1'-0"

03 NOT USED
SCALE: 3" = 1'-0"

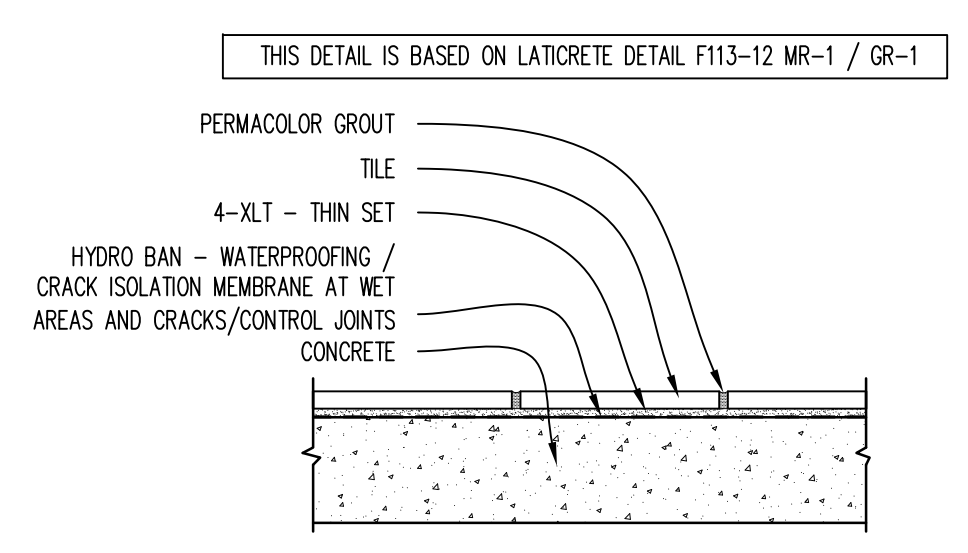


02 CHAIR RAIL TRIM DETAIL
SCALE: 3" = 1'-0"

07 NOT USED
SCALE: 7" = 6" = 1'-0"

06 NOT USED
SCALE: 7" = 6" = 1'-0"

05 NOT USED
SCALE: 7" = 6" = 1'-0"



08 DINING AREA TILE GROUT DETAIL
SCALE: 1 1/2" = 1'-0"

09 NOT USED
SCALE: 1 1/2" = 1'-0"

08 NOT USED
SCALE: 1 1/2" = 1'-0"

01 NOT USED
SCALE: 7" = N.T.S.

INTERIOR MATERIALS AND FINISHES										
CALL OUT	MATERIAL	DESCRIPTION	FURNISHED BY:		INSTALLED BY:		FURNISHED BY:		INSTALLED BY:	
			O	GC	O	GC	O	GC	O	GC
FLOORING										
FT-2	FLOOR TILE (DINING ROOM, RESTROOMS, VESTIBULE)	TRANSCERAMICA; 6"x24" PLANKED, TRANSCERAMICA WOODS; COLOR: "RAW COPPER RUST"; MATTE: 33% OFFSET: 1/8" JOINTS								
B-2	TILE BASE (DINING ROOM, RESTROOMS, VESTIBULE)	CROSSVILLE; 6"x18" PLANKED; MAINSTREET; COLOR: "BISTRO BROWN" (ALSO AVAILABLE: 6"x12" COVE BASE)								
CEILING										
CT-2	CEILING TILE (DINING ROOM)	CERTAINTED; STYLE: "SYMPHONY M"; 24"x24"x3/4" (1222BB40F-1); COLOR: "WHITE"; REVEAL EDGE GRID: 15/16"; COLOR: STANDARD WHITE								
CT-4	CEILING TILE (CONDIMENT AREA & SERVING AREA)	CERTAINTED; STYLE: VINYLROCK GYPSUM (1142-CRF-1); COLOR: WHITE, 24"x24"x1/2"; TRIM EDGE GRID: 15/16"; COLOR: STANDARD WHITE								
P-3	G.W.B. CEILING	SEE PAINT SCHEDULE: EQUALS THRU SHERWIN-WILLIAMS, BENJAMIN MOORE, PPG, & MDC CERAMIC; COLOR: "CEILING WHITE" FINISH: EGGSHELL (DINING & RESTROOMS), SEMI-GLOSS (KITCHEN)								
WALLS										
WC-1	WALL COVERING	KOROSEAL (RUF31346) -OR- MDC LEN-TEX; STYLE: "CORONADO LX"; COLOR: "OYSTER" (#3603CR4734); 54" WIDE CORNERS: "CP-2" (SEE BELOW)								
WC-3	RED ACCENT WALL (DINING ROOM)	KOROSEAL; STYLE "DESERT SAND"; COLOR: "ROASTED PEPPER" CORNERS: "CP-3" (SEE BELOW)								
WC-4	RED WALL COVERING (GRAPHIC)	CUSTOM PRINTED WENDY'S GRAPHIC WALLCOVERING MURAL (FROM GTC); 72" VERSION CORNERS: "CP-3" (SEE BELOW)								
WC-6	WALL COVERING (WAINSCOT)	KOROSEAL; TRAFFIC PATTERNS (0.060"), COLOR : KOROSEAL, SAILCLOTH "BUOY" (8321-32) OUTSIDE CORNER TRIM: CP-5 / CP-6 (SEE BELOW) CAULK: C100 COLOR-MATCHED								
WT-2	WALL TILE (RESTROOM)	TRANSCERAMICA; 12"x24"; COLOR: "EXTRA IVORY"; PATTERN: STACKED BOND GROUT: MAPEI #06 "HARVEST" -OR- LATICRETE #39 "MUSHROOM" HORIZONTAL TRIM: SCHLUTER "SCHEINE" (AE SATIN ANOD. ALUM.) OUTSIDE CORNER TRIM: SCHLUTER "QUADEC" w/ CORNER INSERTS (AE: SATIN ANOD. ALUM.)								
WT-3	WALL TILE (DINING RM FIREPLACE)	REALSTONE; SHADOWSTONE; 6"x24" PANELS; COLOR: "SIERRA"; 6"x24" CORNER PANELS, (SPLIT 6"x6" AND 16"x6" WITH INTERLOCKING CORNER), 6"x24" END PANELS, PATTERN: OFFSET RUNNING BOND								
CP-2	CORNER PROTECTION (FOR WC-1)	KOROGARD G875 CORNER GUARD; 3/4"x3/4"; COLOR: PUMICE								
CP-3	CORNER PROTECTION (FOR WC-3 & WC-4)	KOROGARD G875 CORNER GUARD; 3/4"x3/4"; CUSTOM COLOR: MATCH WC-3								
CP-5	CORNER PROTECTION (FOR WC-6)	KOROGARD G875 90 DEGREE CORNER GUARD; 3/4"x3/4"; COLOR: FLAGSTONE								
CP-6	CORNER PROTECTION (FOR WC-6)	KOROGARD G815 135 DEGREE CORNER GUARD; 1-1/2"x1-1/2"; COLOR: FLAGSTONE								

INTERIOR MATERIALS AND FINISHES										
CALL OUT	MATERIAL	DESCRIPTION	FURNISHED BY:		INSTALLED BY:		FURNISHED BY:		INSTALLED BY:	
			O	GC	O	GC	O	GC	O	GC
SEATING										
-	TABLE CHAIR	GRAND RAPIDS E946 "TAN ECHO"; LEGS: "SPARKLE SILVER"								
-	TALL TABLE CHAIR	GRAND RAPIDS E946BS "TAN ECHO"; LEGS: "SPARKLE SILVER"								
-	FREESTANDING TABLE BASES	GRAND RAPIDS, SPARTAN; COLOR: "SPARKLE SILVER"; 22"x22" STND HT (20"x24" TOPS); 22"x22" PUB HT (26" CROP ROUND); 30"x30" STND HT (36" ROUND TOP @ BOOTH); 36"x36" STND HT (42" ROUND TOP FAMILY); 22"x30" STND HT (FREESTANDING BOOTH TABLES); DUAL T-BASES STND HT (HNDPC 24X42 TOP)								
-	TABLE TOPS	FREE STANDING 20"x24", 24"x42" (ADA); FORMICA "CRÈME QUARSTONE" (6218-58 MATTE FINISH) w/ REHAU ANTIQUE BRUSH EDGE; 24"x42" BOOTHS, 36" ROUND, 42" ROUND FAMILY; FORMICA "PLANKED PEAR" (ARTISAN FINISH #43) w/ REHAU MULTILEX EDGE (5022); CROPPED CIRCLE HIGH-TOP 26"Dx24"; NEVAMAR "CREST MAHOOGONY" w/ REHAU EDGE TO MATCH (CP30079 1MM)								
-	LOUNGE CHAIR	GRAND RAPIDS; E10019L; UPHOLSTERY: UP-2 (SEE BELOW)								
-	BOOTH AND BENCH SEATING	UPHOLSTERED BOOTH SEAT AND BACK UP-1, UP-2 (SEE BELOW) FRAME FINISHED IN WILSONART "AMBER CHERRY" (#7919-38-107); CORIAN "CANYON" CAP								
-	BOOTH DIVIDER PANELS	GRASS DIGITAL GRAPHICS PRINTED ON 3/8" THICK PLEX PANELS								
UP-1	UPHOLSTERY (BOOTH BACK)	MORBERN; STYLE: "FLAIR"; COLOR: "MINERAL" (FA-307)								
UP-2	UPHOLSTERY (BOOTH SEAT, LOUNGE CHAIR)	NASSIMI; STYLE: "SYMPHONY CLASSIC"; COLOR: "BRITISH TAN" (SCL-008)								
MISCELLANEOUS										
SS-2 / L-2	FRONT COUNTER	TOP: CORIAN "CANYON" BODY: WILSONART "AMBER CHERRY" (#7919-38-107)								
L-2	DOORS (RESTROOMS, CLOSET, SERVING AREA)	WILSONART "AMBER CHERRY" (#7919-38-107); BOTH FACES (OUTSIDE/INSIDE) DOOR FRAMES: "BRUSHED ALUMINUM"								
-	TOILET PARTITIONS & DOORS	SATIN FINISH STAINLESS STEEL								
-	"ARTPACK" AND "WAYFINDING"	WALL DÉCOR & INTERIOR SIGNAGE								
EXTERIOR MATERIALS AND FINISHES										
CALL OUT	MATERIAL	DESCRIPTION	FURNISHED BY:		INSTALLED BY:		FURNISHED BY:		INSTALLED BY:	
			O	GC	O	GC	O	GC	O	GC
M-1	METAL TRIM & BRAKE METAL	0.040 ALUMINUM, FORMED-TO-SHAPE, CUSTOM BRONZE POWDER COATED FINISH TO MATCH "DARK BRONZE" STOREFRONT SYSTEM, CONTACT AMERICAN PRODUCTS, INC. (API), (813) 925-0144, BIDS@AMERICANPROD.COM; ATTN: KERRI BEALS								
M-2	CORRUGATED METAL PANEL	REYNOLUX 7.2" RB PANEL, 20 GA, FACTORY FINISH COLOR: "CLASSIC BRONZE", AS MFG BY ALCOA CLADDING SYSTEMS, 20 GA, GALVANIZED STEEL.								
M-3	METAL COPING ON BLADE	0.040 ALUMINUM, FORMED-TO-SHAPE, CUSTOM RED POWDER COATED FINISH TO MATCH "WENDY'S RED" STOREFRONT SYSTEM, CONTACT: AMERICAN PRODUCTS, INC. (API), (813) 925-0144, BIDS@AMERICANPROD.COM; ATTN: KERRI BEALS								
M-4	METAL TRIM & BRAKE METAL	0.040 ALUMINUM, FORMED-TO-SHAPE, CUSTOM POWDER COATED "GG BRUSHED ALUMINUM"								
PEX-1	REAR DOOR, DOWNSPOUTS, COLLECTOR BOXES, TRASH ENCLOSURE, FENCE, GATES.	"WENDY'S DARK BRONZE" (SEE PAINT SCHEDULE)								
PEX-3	EXTERIOR SIGNAGE / POLES	"WENDY'S DARK BRONZE" (SEE PAINT SCHEDULE)								
PEX-5	SAFETY RAILING	NEW: POWDER COAT BLACK REMODEL: PAINT BLACK (SEE PAINT SCHEDULE)								
T-1		CROSSVILLE, SWW-2; CUSTOM COLOR: "WENDY'S WOODGRAIN", 6"x26", PATTERN: 1/3 RUNNING BOND GROUT: MAPEI #42 MOCHA, WITH 1/8" GROUT JOINT RECOMMENDED, PROVIDE SCHLUTER "RONDEC" TRIM AT VERTICAL OUTSIDE CORNERS AND EDGES; COLOR: SATIN COPPER-BRONZE ANODIZED ALUMINUM								
BL-1	BOLLARD SLEEVE	NEW: PAINTING, PRO-TEK BOLLARD SLEEVE (RED); 6" DIA, 48" HEIGHT REMODEL: SAME AS ABOVE, VERIFY EXISTING DIAMETER & HEIGHT								

PAINT SCHEDULE									
EXTERIOR									
COLOR	BASE	SHEEN	SHERWIN WILLIAMS		BENJAMIN MOORE		PPG		
PEX-1: WENDY'S DARK BRONZE			BRONZETONE CUSTOM COLORS: "MISSISSIPPI BRONZE"		P23-60 "BRONZETONE"		530-7 "PHANTOM MIST"		
	METAL	SATIN	RECOMMENDED: SEE PPG PRODUCT INFO ALTERNATE PRIME: PROCRYL UNIVERSAL METAL PRIMER ALTERNATE FINISH: SHER-CRYL HPA (SMIE-GLOSS OR GLOSS)		RECOMMENDED: SEE PPG PRODUCT INFO ALTERNATE PRIME: SELF PRIME WITH P23-60 ALTERNATE FINISH: P23-60 DTM ALKYD LOW LUSTRE ENAMEL		COLOR: CORAFLOX "STATUARY BROWN" (ADS8022030) RECOMMENDED PRIME: CORAFLOX ADS EPOXY PRIMER, ADS 572/574 RECOMMENDED FINISH: CORAFLOX ADS ALTERNATE FINISH: PHTHANE ULTRA (COORD. PRIME WITH MFR)		
	PLASTIC (HERITAGE II)	SATIN	PRIME: MULTI PURPOSE LATEX PRIMER FINISH: SHER-CRYL HPA (SEMI-GLOSS)		PRIME: 023 FRESH START ALL PURPOSE PRIMER FINISH: P23-60 DTM ACRYLIC LOW LUSTER ENAMEL		PRIME: PPG SEAL GRIP 17-921 ACRYLIC UNIVERSAL PRIMER FINISH: PPG SPEED HIDE 6-2045XI EXTERIOR SATIN ACRYLIC		
PEX-3 DARK BRONZE	METAL PYLON SIGN		NO SUBSTITUTE (AVAILABLE THRU SIGN VENDOR ONLY) SW 7022 "ALPACA"		NO SUBSTITUTE (AVAILABLE THRU SIGN VENDOR ONLY)		NO SUBSTITUTE (AVAILABLE THRU SIGN VENDOR ONLY)		
PEX-5 BLACK	WROUGHT IRON	SATIN	BLACK PRIME: PROCRYL UNIVERSAL METAL PRIMER FINISH: SHER-CRYL HPA GLOSS		BLACK PRIME: P06-20 METAL PRIMER FINISH: P22-21 URETHANE ALKYD GLOSS ENAMEL		BLACK PRIME: PPG PITT-TECH 90-721 ACRYLIC METAL PRIMER FINISH: PPG PITT-TECH PLUS 90-1306 DTM GLOSS		
INTERIOR									
P-1: WENDY'S BEIGE	G.W.B.	EGGSHELL	SW 7036 "ACCESSIBLE BEIGE"		OC-15 "BABY FAWN"		515-4 "MOTH GRAY"		
			PRIME: PROMAR 200 ZERO VOC PRIMER FINISH: PROMAR 200 ZERO VOC EGG-SHELL		PRIME: 046 SUPERIOR PRIMER OR SELF PRIME WITH 524 FINISH: 524 AURA WATERBORNE INTERIOR EGGSHELL FINISH		PRIME: PPG SPEEDHIDE 6-2 INTERIOR OD ACRYLIC PRIMER FINISH: PPG SPEEDHIDE 6-411 INTERIOR EGGSHELL ENAMEL		
P-3: CEILING WHITE	RESTROOM G.W.B. VESTIBULE G.W.B.	FLAT	SW 7006 "EXTRA WHITE"		PM-1195 "SUPER WHITE"		519-1 "DELICATE WHITE"		
			PRIME: PROMAR 200 ZERO VOC PRIMER FINISH: PROMAR 200 ZERO VOC FLAT		PRIME: 046 SUPERIOR PRIMER OR SELF PRIME WITH 524 FINISH: 522 AURA WATERBORNE INTERIOR MATTE FINISH		PRIME: PPG SPEEDHIDE 6-2 INTERIOR OD ACRYLIC PRIMER FINISH: PPG SPEEDHIDE 6-70 INTERIOR ACRYLIC FLAT		
TILE INSTALLATION SCHEDULE									
LOCATION	TILE (1)	TILE SIZE	MORTAR (2)	GROUT (1,2)	JOINT	MEMBRANE (2)	REMARKS		
INTERIOR FLOORS									
DINING ROOMS	FT-2	6"x24"	MR-1	GR-2	1/8"				
RESTROOMS	FT-2	6"x24"	MR-1	GR-2	1/8"	WM-1	EXTEND MEMBRANE 24" OUT AND 12" UP PERIMETER WALLS		
INTERIOR WALLS									
DINING ROOMS									
	B-2	6"x18"	MR-1	GR-1	1/8"				
RESTROOMS	WT-2	12"x24"	MR-1	GR-3	1/8"				
	B-2	6"x18"	MR-1	GR-3	1/8"	WM-1	EXTEND MEMBRANE 24" OUT AND 12" UP PERIMETER WALLS		
MORTAR AND GROUT PRODUCTS			MORTAR (2)	GROUT (1,2)	DESCRIPTION				
			MR-1		MEDIUM BED, MODIFIED-PORTLAND CEMENT THIN SET MORTAR				
				GR-1	POLYMER-MODIFIED HIGH PERFORMANCE CEMENT TILE GROUT				
				GR-2	CHEMICAL RESISTANT, WATER-CLEANABLE, INDUSTRIAL GRADE, TILE-GROUTING EPOXY				
				GR-3	WATER-CLEANABLE, TILE-GROUTING EPOXY				
GENERAL NOTES: 1. REFER TO INTERIOR/EXTERIOR FINISH SCHEDULE FOR ADDITIONAL INFORMATION, INCLUDING COLOR. 2. REFER TO SPEC DIVISION 09 "TILING" FOR ADDITIONAL INFORMATION.									

SHEET NUMBER: 07588
 BASE MODEL: CONVERSION
 ASSET TYPE: FRANCHISE
 CLASSIFICATION: REFRESH
 OWNER: JARO FOODS
 BASE VERSION: 2015 OCT 16
 UPGRADE CLASSIFICATION: STANDARD
 PROJECT YEAR: 2015
 FURNITURE PACKAGE: 2015
 DESIGN BULLETINS:

Wallin • Gomez Architects, Ltd.
 711 South Dearborn Street
 Suite 606
 Chicago, IL 60605
 Tel: 312-427-4702
 Fax: 312-427-6611
 e-mail: admin@wgaltc.com

Wendy's
 STORE #07588
 747 SOUTH STATE ROAD 135
 GREENWOOD, IN

REV	DATE	DESCRIPTION
01	08-16	ISSUED FOR PERMIT & BID

PLOT DATE: 1/8/2016
 PROJECT NUMBER: 15130
 DRAWN BY: CLKH
 CHECKED BY: DJW

NOTICE: THIS DOCUMENT CONTAINS PROPRIETARY INFORMATION. IT SHALL NOT BE USED OR REPRODUCED OR ITS CONTENTS DISCLOSED, IN WHOLE OR IN PART WITHOUT THE PRIOR WRITTEN CONSENT OF WALLIN / GOMEZ ARCHITECTS, LTD.
 THESE DRAWINGS HAVE BEEN PREPARED AT AND / OR UNDER MY SUPERVISION AND TO THE BEST OF MY KNOWLEDGE AND BELIEF CONFORM AND COMPLY WITH THE REQUIREMENTS OF THE DEPARTMENT OF BUILDING AND CODES HAVING JURISDICTION.

STATE OF INDIANA
 AP1050067
 REGISTERED ARCHITECT
 DONALD J. WALLIN
 EXPIRATION DATE: 12/31/2017

SHEET NUMBER
A6.1

1/8/2016, 5:51 PM, P:\2015\15130 - Wendy's - Greenwood, IN\Sheet Set\015-12-15 Permits and Bids\2_Co-Wendys_Schedule.DWG, sptp3p

APPROVED SUPPLIER LIST

PRODUCT	CONTACT INFORMATION	PRODUCT	CONTACT INFORMATION	PRODUCT	CONTACT INFORMATION	PRODUCT	CONTACT INFORMATION	
DIVISION 3 - CONCRETE		DIVISION 8 - DOORS AND WINDOWS		DIVISION 9 - FINISHES (CONTINUED)		DIVISION 10 - SPECIALTIES (CONTINUED)		
PRE-TINTED CONCRETE	CHEMMASTERS MADISON, OHIO 800-486-7866 ATTN: CLAUDIA BENTLEY	DOORS AND HARDWARE	***BASIS OF DESIGN*** LA FORCE, INC. COLUMBUS, OH 1-800-762-7301 ATTN: DAVE CARIDAS	TILE (FT-1, B-1, B-2, WT-1)	CROSSVILLE CERAMICS CROSSVILLE, TENNESSEE 931-456-3997 ATTN: TONI HALE	RESTROOM PARTITIONS AND ACCESSORIES	***BASIS OF DESIGN*** LA FORCE, INC. COLUMBUS, OH 1-800-762-7301 ATTN: DAVE CARIDAS	
DIVISION 4 - MASONRY AND STONE		STOREFRONT AND CURTAIN WALL	HAMILTON PARKER COLUMBUS, OHIO 614-358-7806 ATTN: JIM CAMPBELL	TILE (FT-2, WT-2)	TRANSCERAMICA TILE CROSSVILLE, TN 312-506-2856 ATTN: JAN WERNER	HAMILTON PARKER COLUMBUS, OHIO 614-358-7806 ATTN: JIM CAMPBELL	TRANE AIR CONDITIONING COLUMBUS, OH 866-986-4822 ATTN: MARTY CUSICK	
FACE BRICK	BOWERSTON SHALE COMPANY 740-289-2921 ATTN: CUSTOMER SERVICE		***BASIS OF DESIGN*** US ALUMINUM 213-309-3628 (CELL) ATTN: BRAD THURMAN (DIRECTOR OF SALES & MARKETING)	LUXURY VINYL TILE (WC-2)	DAVIS FLOORS 1-888-338-1029 ATTN: KERRY BISHOP	MARLITE PRODUCTS DOVER, OHIO 800-377-1221; 330-343-6621 ATTN: CUSTOMER SERVICE/TJ RHINE	LENNOX INDUSTRIES INC. DALLAS, TX 800-367-6285 ATTN: ERIK LAWSON	
WT-3 (ONLY) CONTACT HAMILTON PARKER	HAMILTON PARKER (OHIO) 614-358-7800 ATTN: GABRIEL CANTRELL		KAWNEER COMPANY, INC. FRANKLIN, INDIANA 317-771-9263 ATTN: CHERYL WILKERSON	WALLCOVERINGS (WC-1, WC-3, WC-6, WC-7) CORNER GUARDS	WALLCOVERINGS (WC-4)	(SEE "ART PACK ELEMENTS" BELOW)	INSIDE OUTFITTERS COLUMBUS, OHIO 800-742-3372; 614-798-3500 ATTN: STEVE JASZEK	AEROLATOR SYSTEMS INC. MORNOE, NC 866-841-0318 ATTN: STEVEN LUDDY
MANUFACTURED STONE	DUTCH QUALITY STONE MT. EATON, OHIO 330-401-2115 ATTN: WENDALL MAST		TUBELITE WALKER, MICHIGAN 616-808-2529 ATTN: BRIAN MCGINNIS	SOLID SURFACE SILLS (SS-2, SS-3)	OHIO VALLEY SUPPLY CINCINNATI, OHIO 614-975-6700 ATTN: DAVE GREENING	ROLL-A-SHADE LAKE ELSINORE, CA 951-245-5077 x113 ATTN: RIC BERG (VP OF BUSINESS DEVELOPMENT)	EXHAUST HOODS	QUICKSERV HOUSTON, TX 800-388-8307 ATTN: Jackie Brady
DIVISION 5 - METALS		GLAZING	OLDCASTLE BUILDING ENVELOPE TERRELL, TEXAS 651-253-5062 ATTN: MARK LEHMAN	DIVISION 10 - SPECIALTIES		SAFETY EQUIPMENT	FRONT LINE SALES 630-628-3509 ATTN: TIM HAYES	
DUMPSTER GATES AND HARDWARE	FORTIN WELDING COLUMBUS, OHIO 614-291-4342 ATTN: DAN FORTIN		***BASIS OF DESIGN*** GLOBAL AWNING MONROE, LOUISIANA 318-699-0089 ATTN: FRED MURPHY	CANOPY (PUW & ORDER)	***BASIS OF DESIGN*** GLOBAL AWNING MONROE, LOUISIANA 318-699-0089 ATTN: FRED MURPHY		AIR CURTAINS (ABOVE PUW, AS REQUIRED BY CODE)	BERNER INTERNATIONAL CORP NEW CASTLE, PA 724-658-3551 ATTN: KAREN RYDER
DIVISION 6 - WOOD, PLASTICS AND COMPOSITES			PPG INDUSTRIES INDIANAPOLIS, IN 630-962-4800 ATTN: JOSEPH SENNESE (ARCHITECTURAL MGR)	UNI-STRUCTURES, INC. KENNESAW, GEORGIA 678-974-1753 ATTN: KRISTINE WATTS	KITCHEN EQUIPMENT (KED)	N. WASSERSTROM AND SONS COLUMBUS, OHIO 800-444-4697 x8869 ATTN: ADAM CALTRIDER	ELECTRICAL DISTRIBUTION PANELS	***BASIS OF DESIGN*** WESCO (WR CONTROLS) COLUMBUS, OH 800-417-7543; 614-875-6522 ATTN: WENDY'S PROJECT TEAM
ROOF JOIST, MICRO-LAM BEAMS	REDBUILT COLUMBUS, OHIO 877-371-0445 ATTN: HENRY GRUESEN	EASI-SERV (STANDARD PUW ONLY) VANCOVER, BC 604-422-8611 ATTN: FELIPE MONTIEL	AWNING TEC USA INC. CORYDON, IN 812-734-0423 ATTN: ANDREW ENGLEMAN	S & G DISTRIBUTING HILLIARD, OH 888-529-1992 x3635 ATTN: JOE URASKI, JR		AEI AYDELOTT EQUIPMENT INC. CENTERVILLE, OHIO 888-293-3568; 937-435-8220 ATTN: HERB AYDELOTT		GEXPRO (GE SUPPLY) GAHANNA, OH 800-336-5718; 614-308-2753 ATTN: ANN GILLMAN
MILLWORK	S & G DISTRIBUTING HILLIARD, OH 888-529-1992 x3635 ATTN: JOE URASKI, JR	DIVISION 9 - FINISHES		INTERIOR MENUBOARD (STATIC)	***BASIS OF DESIGN*** C3 LIGHTING SYSTEMS LOS ANGELES, CA 800-733-6661 x108 ATTN: MIKE MCINNIS	LIGHTING	***BASIS OF DESIGN*** CAPITAL LIGHTING COLUMBUS, OH 877-841-1200; 614-841-1200 ATTN: BOB BEATTIE	
SUSPENDED ACOUSTICAL CEILING (CT-1, CT-2, CT-3, CT-4)	N. WASSERSTROM AND SONS COLUMBUS, OHIO 800-444-4697 x8869 ATTN: ADAM CALTRIDER	CERTAINTED (FORMERLY BPB CELOTEX) 800-346-7978 x2263 ATTN: CHRISTINA HOPEWELL	NATIONAL SIGN SYSTEMS COLUMBUS, OHIO 800-544-6726 ATTN: CUSTOMER SERVICE	DINING ROOM FURNITURE	(SEE "KITCHEN EQUIPMENT" ABOVE)		LOUISVILLE LIGHTING LOUISVILLE, KY 800-678-1532 ATTN: ROBERT LARSON	
	AEI AYDELOTT EQUIPMENT INC. CENTERVILLE, OHIO 888-293-3568; 937-435-8220 ATTN: HERB AYDELOTT	FRP PANELING	MARLITE PRODUCTS DOVER, OHIO 800-377-1221; 330-343-6621 ATTN: CUSTOMER SERVICE/TJ RINE	INTERIOR MENUBOARD (DIGITAL) INTERIOR QUEUING BOARDS (DIGITAL) TELEVISIONS	PATIO FURNITURE	***BASIS OF DESIGN*** RECYCLE DESIGN ANDERSON, IN 765-374-0316 ATTN: JOSH BOUTWELL	LSI INDUSTRIES (SITE LIGHTING ONLY) CINCINNATI, OH 800-436-7800; 513-793-3200 ATTN: GAIL HOPKINS	
DIVISION 7 - THERMAL AND MOISTURE PROTECTION		LAMINATE (L-1, L-2)	WILSONART 254-718-7907 ATTN: JOHN HILL, hillj@wilsonart.com	WATER HEATER	RHEEM RUUD MONTGOMERY, AL 800-330-6935 ATTN: PAT POWELL (NATIONAL ACCOUNTS MGR)	OTHER VENDORS	COKE 404-676-7952 ATTN: STEVE MULDOWNY	
ROOFING PRODUCTS	***BASIS OF DESIGN*** DURGLAST ROOFING, INC. SAGINAW, MICHIGAN 800-248-0280 ATTN: JASON DARK	PAINT (PEX-1, PEX-2, PEX-4, PEX-5, PEX-6, PEX-7, PEX-8)	AVAILABLE THRU LOCAL RETAIL LOCATIONS; CONTACT NATIONAL ACCOUNT REP'S BELOW FOR TECHNICAL QUESTIONS ONLY.	EVERBRITE GREENFIELD, WI 414-786-5470 ATTN: STEVE GLASENAPP	AO SMITH ALPHARETTA, GA 800-447-1953 (OPT #1) ATTN: NATION ACCT.		FREESTYLE MACHINE	
EIFS	***BASIS OF DESIGN*** STO CORP ATLANTA, GA 407-466-5371 ATTN: TIM SALERNO (STRATEGIC ACCOUNTS MANAGER)	BENJAMIN MOORE & COMPANY CLEVELAND, OHIO 330-353-3850 ATTN: DOROTHY HAZINSKI (NATIONAL ACCOUNT MANAGER)	MDC WALLCOVERING ELK GROVE VILLAGE, IL 800-621-4006 x8338 ATTN: JAN PREWITT	NATIONAL SIGN SYSTEMS COLUMBUS, OHIO 800-544-6726 ATTN: CUSTOMER SERVICE	OHIO VALLEY SUPPLY CINCINNATI, OH 800-696-5608 ATTN: RICK NEELY/DAN CORLEY	SLOAN VALVE COMPANY OHIO: 513-681-9999 ATTN: JIM NOLAN OUTSIDE OHIO: 800-982-5839		
ACM PANEL FABRICATOR	CLADDING & COMPONENT SOLUTIONS CUMMING, GA 770-887-2777 ATTN: STEPHEN ROEGGE	MDC WALLCOVERING ELK GROVE VILLAGE, IL 800-621-4006 x8338 ATTN: JAN PREWITT	***BASIS OF DESIGN*** (FOR STOREFRONT REFINISHING) PPG INDUSTRIES 317-318-5800 cell ATTN: RICK GARLIN (BUSINESS DEVELOPMENT MGR)	ID ASSOCIATES DOTHAN, AL 615-579-1818 ATTN: MANISH JAISINGHANI	PLUMBING FIXTURES (WC AND URINALS)		GC SUPPLIED	
CORRUGATED METAL	ALCOA BUILDING & CONSTRUCTION SYSTEMS MACON, GEORGIA 478-319-0139 ATTN: KEVIN R. JUJEDMAN (RETAIL PROGRAM MANAGER)	SHERWIN-WILLIAMS 216-341-5553 ATTN: BRAD HARRINGTON (NATIONAL ACCOUNTS MGR)	(SEE SIGN VENDORS BELOW)	LADDERTECH, LLC BRIGHTON, MICHIGAN 800-770-8851 ATTN: MICHELE ORAS OR CUSTOMER SERVICE	FAUCETS	MOEN INC. CLEVELAND, OH 800-321-8809 ATTN: CUSTOMER SERVICE		
PREMANUFACTURED FASCIA AND SOFFITS	CLADDING & COMPONENT SOLUTIONS CUMMING, GA 770-887-2777 ATTN: STEPHEN ROEGGE	WALLCOVERINGS (WC-1, WC-5)	MDC WALLCOVERING ELK GROVE VILLAGE, IL 800-621-4006 x8338 ATTN: JAN PREWITT	FIREPLACE	MODERN FLAMES PHOENIX, AZ 877-246-9353 ATTN: TOM FOY	AMERICAN STANDARD 800-442-1902		
		GROUT, THINSET, AND WATERPROOFING MEMBRANE	LATICRETE INTERNATIONAL, INC. 1710 11th STREET GRAND PRAIRIE, TX 75050-1913, USA Phone: +1.972.641.9266 Fax: +1.972.660.5365					
			MAPEI AMERICAS HEADQUARTERS 114 E. NEWPORT CENTER DRIVE DEERFIELD BEACH, FLORIDA 33442 Phone: 1-800-992-6273					

SITE NUMBER:	07588
BASE MODEL:	CONVERSION
ASSET TYPE:	FRANCHISE
CLASSIFICATION:	REFRESH
OWNER:	JARO FOODS
BASE VERSION:	2015 OCT 16
UPGRADE CLASSIFICATION:	STANDARD
PROJECT YEAR:	2015
FURNITURE PACKAGE:	2015
DESIGN BULLETINS:	

Wallin • Gomez Architects, Ltd.
711 South Dearborn Street
Suite 606
Chicago, IL 60605
Tel: 312-427-4702
Fax: 312-427-6611
e-mail: admin@wgaltcd.com

Wendy's
STORE #07588
747 SOUTH STATE ROAD 135
GREENWOOD, IN


REV.	DATE	DESCRIPTION
01	08-16	ISSUED FOR PERMIT & BID

PLOT DATE: 1/8/2016
PROJECT NUMBER: 15130
DRAWN BY: CLJKH
CHECKED BY: DJW

NOTICE: THIS DOCUMENT CONTAINS PROPRIETARY INFORMATION. IT SHALL NOT BE USED OR REPRODUCED OR ITS CONTENTS DISCLOSED, IN WHOLE OR IN PART WITHOUT THE PRIOR WRITTEN CONSENT OF WALLIN / GOMEZ ARCHITECTS, LTD.

THESE DRAWINGS HAVE BEEN PREPARED AT AND / OR UNDER MY SUPERVISION AND TO THE BEST OF MY KNOWLEDGE AND BELIEF CONFORM AND COMPLY WITH THE REQUIREMENTS OF THE DEPARTMENT OF BUILDING AND CODES HAVING JURISDICTION.

STATE OF INDIANA
AP1606067
REGISTERED ARCHITECT
DONALD J. WALLIN
EXPIRATION DATE: 12/31/2017



SHEET NAME
APPROVED SUPPLIERS

SHEET NUMBER
A6.2

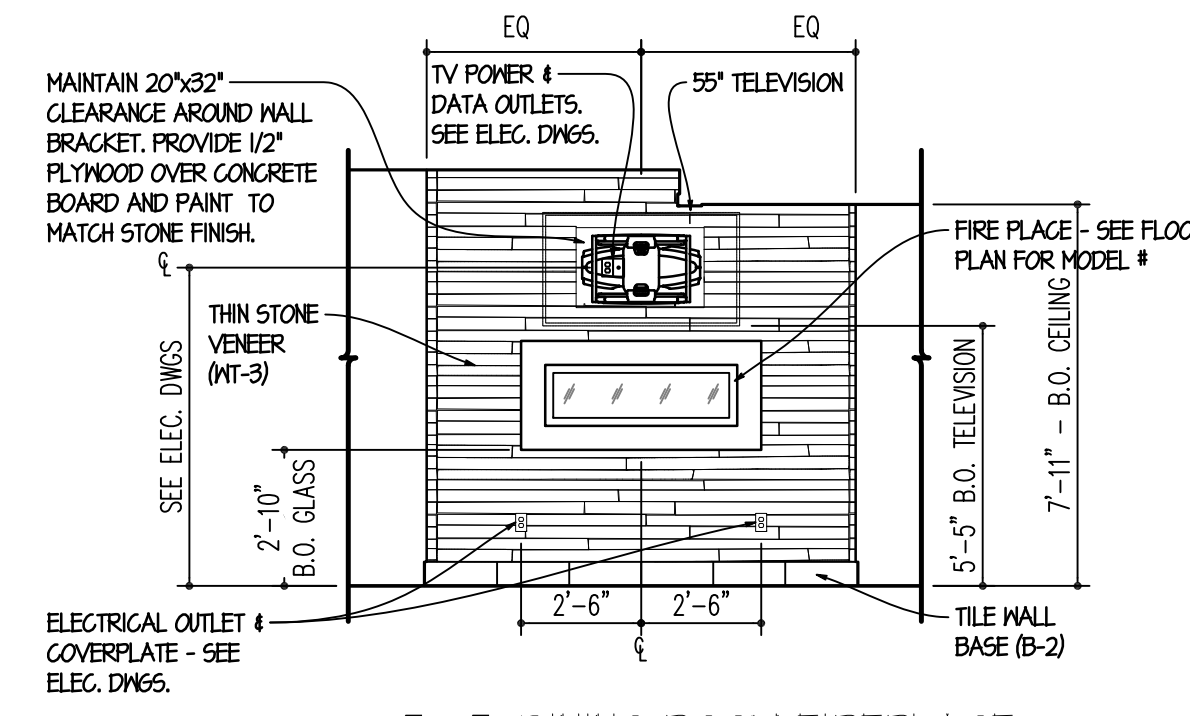
1/8/2016, 5:01 PM, P:\2015\15130 - Wendy's - 747 S. State Road 135 - Greenwood, IN\Sheet Set\2015-12-16 Permitt and Bids\2_CONTRACTORS_APPROVED_SUPPLIERS_SCH000000.DWG, 2016/01/08 10:07:07

ARTPACK & WAYFINDING LEGEND

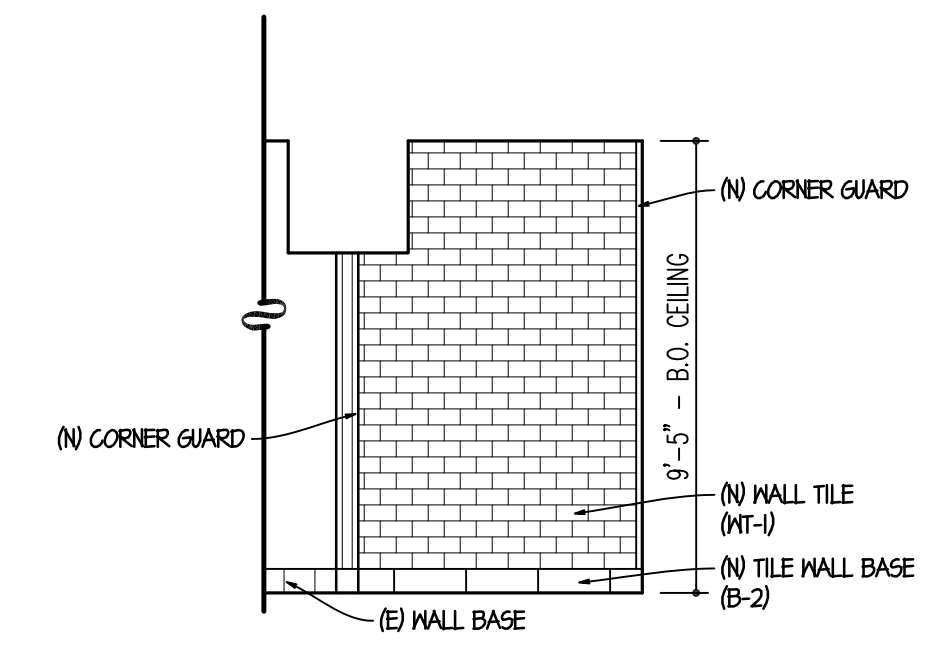
AP-1	ENTRY BRAND MOMENT
AP-2	QUALITY IS OUR RECIPE
AP-3	DAVE THOMAS QUOTE
AP-4	MEDALLION WENDY'S SEAL
WF-3	WI-FI SIGN
WF-4	NO SMOKING SIGN
WF-5	MEN'S ROOM DOOR SIGN
WF-6	WOMEN'S ROOM DOOR SIGN
WF-7	MEN'S ROOM DOOR SIGN ADA
WF-8	WOMEN'S ROOM DOOR SIGN ADA
WF-9	CREW MUST WASH HANDS
WF-10	RESTROOM CLEANLINESS
WF-12	EMPLOYEES ONLY
WK-H	HEISMAN - DIFA
NP	NUTRITION POSTER

SEE ALSO: ARTPACK LEGEND ON SHEET E01

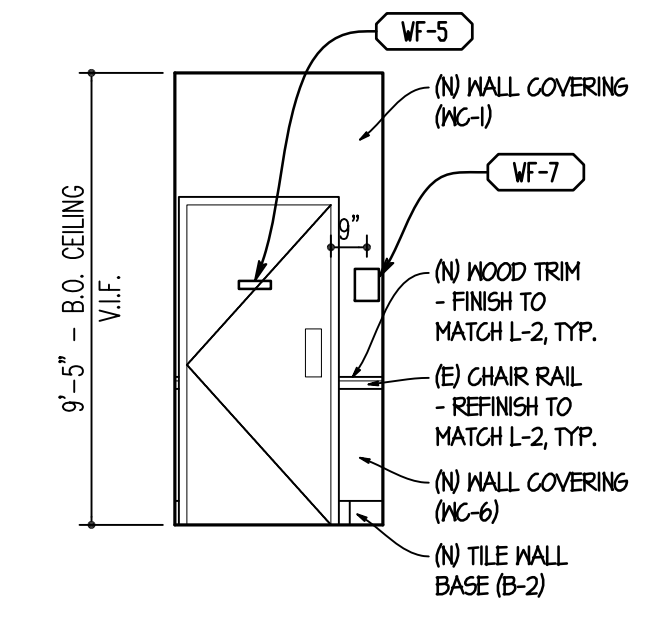
NOTE:
THE CONTRACTOR SHALL PROVIDE AND INSTALL SOLID WOOD BLOCKING FOR ALL MOUNTED ITEMS, SIGNAGE, EQUIPMENT, MILLWORK, ETC. COORDINATE LOCATIONS WITH OWNER'S CONSTRUCTION REPRESENTATIVE AS NECESSARY.



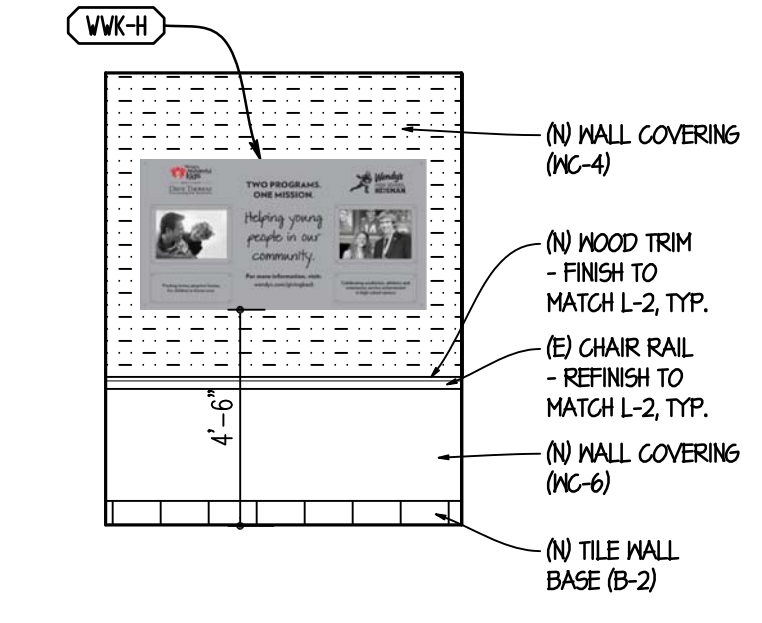
11 DINING ROOM FIREPLACE
SCALE: 1/4" = 1'-0"



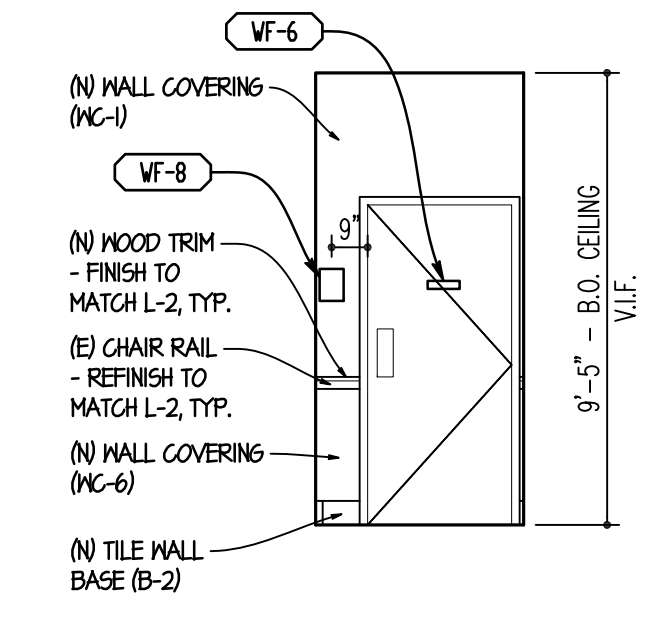
10 SERVING AREA
SCALE: 1/4" = 1'-0"



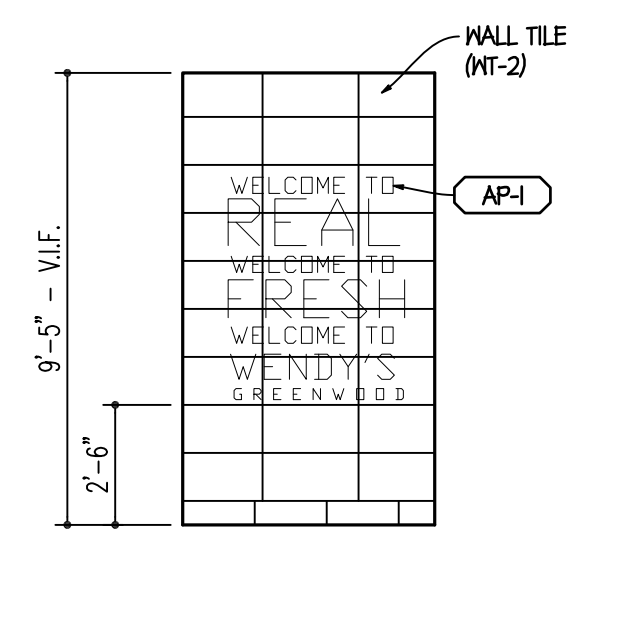
09 CORRIDOR
SCALE: 1/4" = 1'-0"



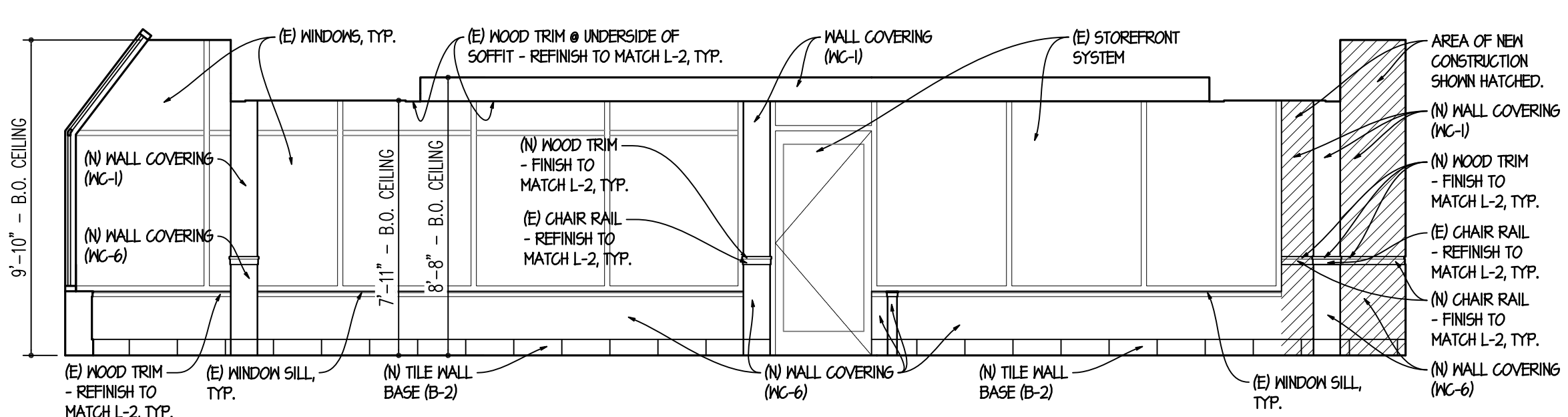
08 CORRIDOR
SCALE: 1/4" = 1'-0"



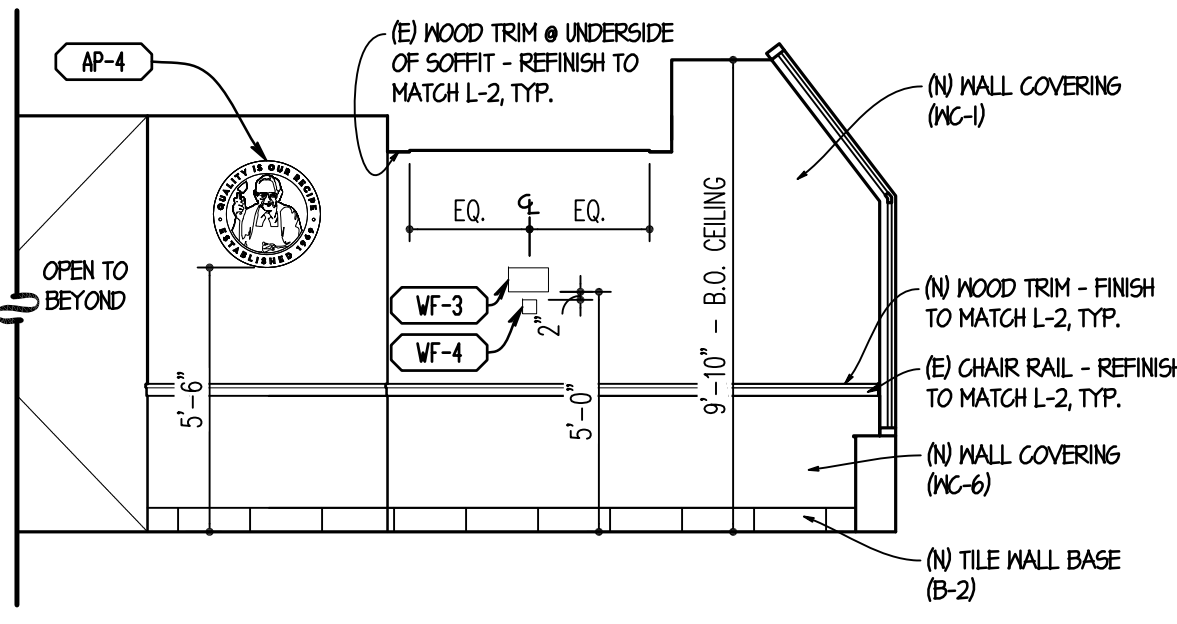
07 CORRIDOR
SCALE: 1/4" = 1'-0"



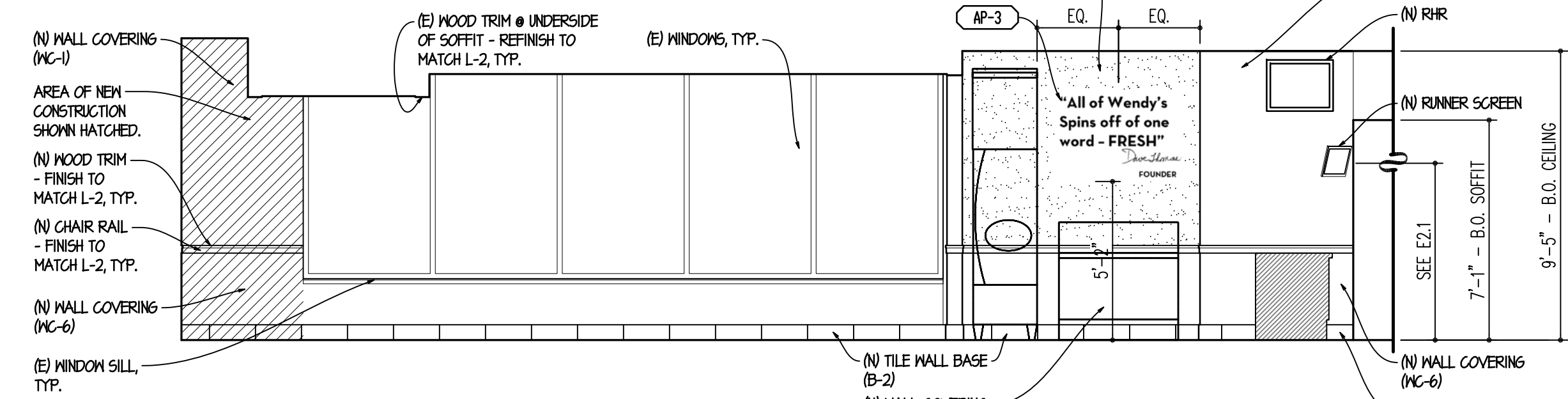
06 VESTIBULE
SCALE: 3\"/>



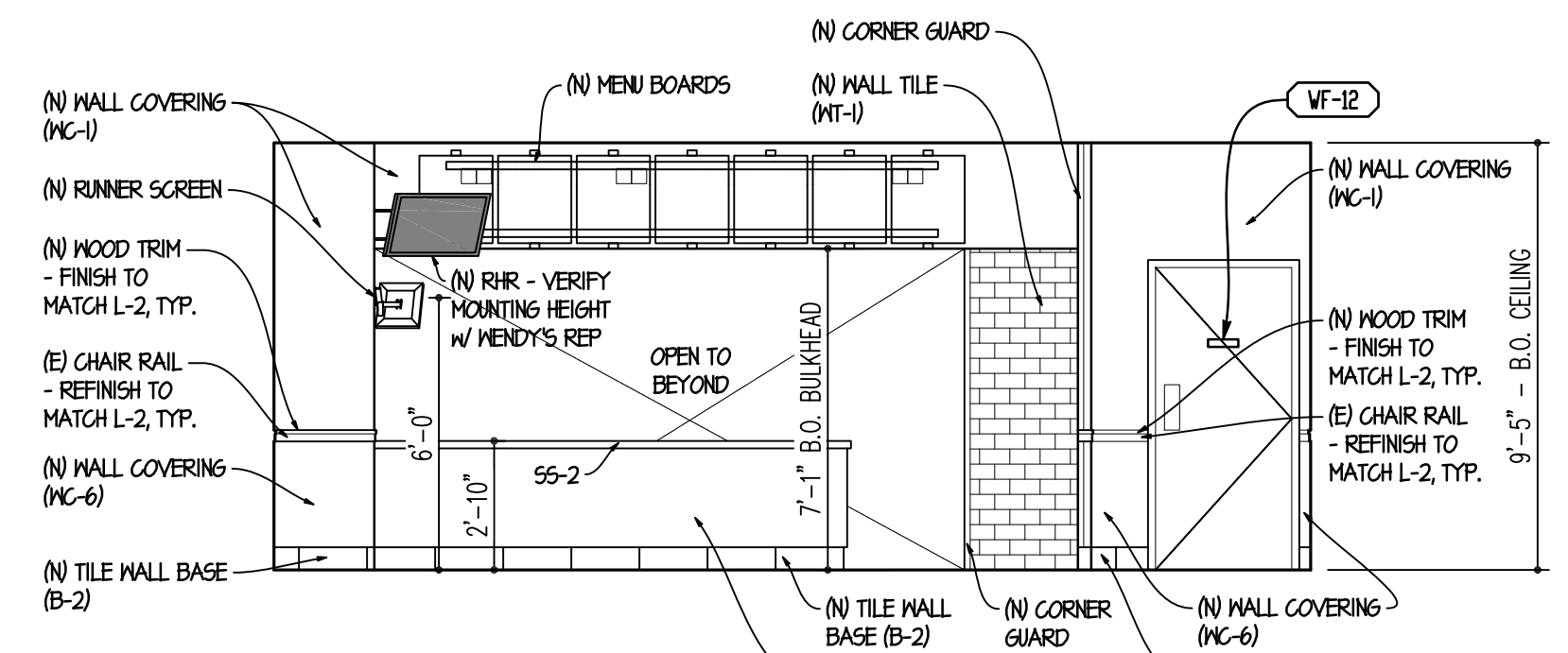
05 DINING ROOM
SCALE: 1/4" = 1'-0"



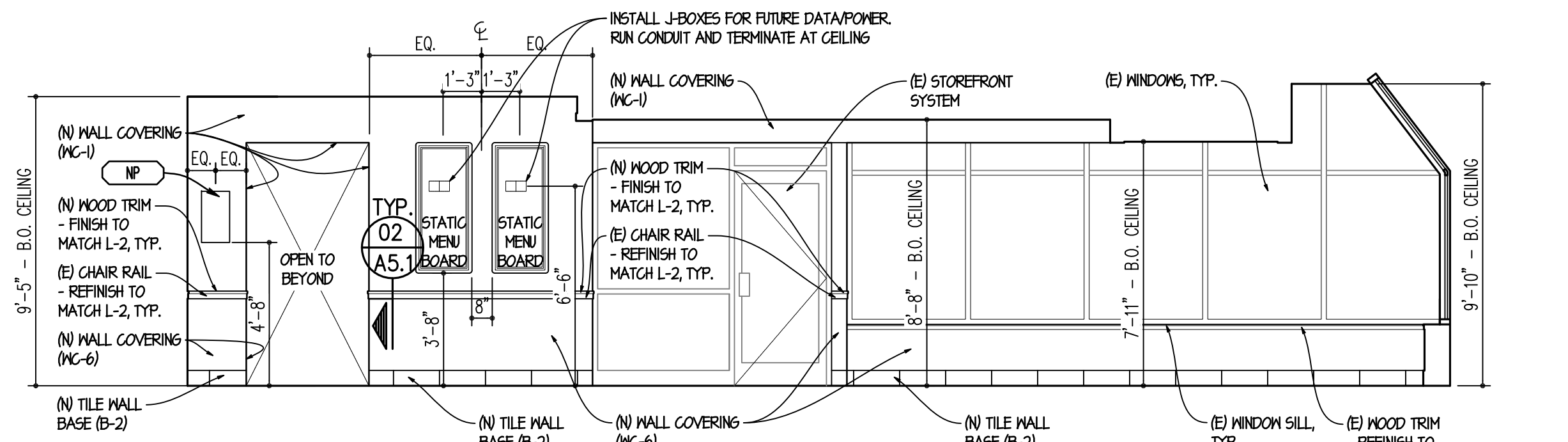
04 DINING ROOM
SCALE: 1/4" = 1'-0"



03 DINING ROOM
SCALE: 1/4" = 1'-0"



02 SERVING AREA
SCALE: 1/4" = 1'-0"



01 DINING ROOM
SCALE: 1/4" = 1'-0"

SITE NUMBER:	07588
BASE MODEL:	CONVERSION
ASSET TYPE:	FRANCHISE
CLASSIFICATION:	REFRESH
OWNER:	JARO FOODS
BASE VERSION:	2015 OCT 16
UPGRADE CLASSIFICATION:	STANDARD
PROJECT YEAR:	2015
FURNITURE PACKAGE:	2015
DESIGN BULLETINS:	

Wallin • Gomez Architects, Ltd.
711 South Dearborn Street
Suite 606
Chicago, IL 60605
Tel: 312-427-4702
Fax: 312-427-6611
e-mail: admin@wgaltd.com

Wendy's
STORE #07588
747 SOUTH STATE ROAD 135
GREENWOOD, IN

REV.	DATE	DESCRIPTION
	01-08-16	ISSUED FOR PERMIT & BID

PLOT DATE: 1/8/2016
PROJECT NUMBER: 15130
DRAWN BY: CLJKH
CHECKED BY: DJW

NOTICE: THIS DOCUMENT CONTAINS PROPRIETARY INFORMATION. IT SHALL NOT BE USED OR REPRODUCED OR ITS CONTENTS DISCLOSED, IN WHOLE OR IN PART WITHOUT THE PRIOR WRITTEN CONSENT OF WALLIN / GOMEZ ARCHITECTS, LTD.

STATE OF INDIANA
AP15050067
REGISTERED ARCHITECT
DONALD J. WALLIN
EXPIRATION DATE: 12/31/2017

INTERIOR ELEVATIONS
AT DINING ROOM

SHEET NUMBER
A7.1

18/2016, 6:51 PM, P:\2015\15130 - Wendy's - 747 S. State Road 135 - Greenwood, IN\Sheet Set\015-12-15 Permits and BIDD\CONVERSION_A7_1 Interior Elevations.dwg, splan

FIXTURE LEGEND

- (A) NOT USED
- (B) SEMI-RECESSED HAND DRYER: XLERATOR XL-5B IW 40502 ACCESSIBLE RECESS KIT & STAINLESS STEEL PANEL BELOW
- (C) TOILET TISSUE DISPENSERS: WALL MOUNTED JIMBO ROLL TISSUE DISPENSER BY ASI MODEL NO 0042.
- (D) NOT USED
- (E) BABY CHANGING STATION
- (F) 42" SIDE GRAB BAR
- (G) 36" REAR GRAB BAR
- (H) MIRROR
- (J) VERTICAL GRAB BAR
- (K) WALL MOUNTED "ECOLAB" HANDS-FREE SOAP DISPENSER, BLACK

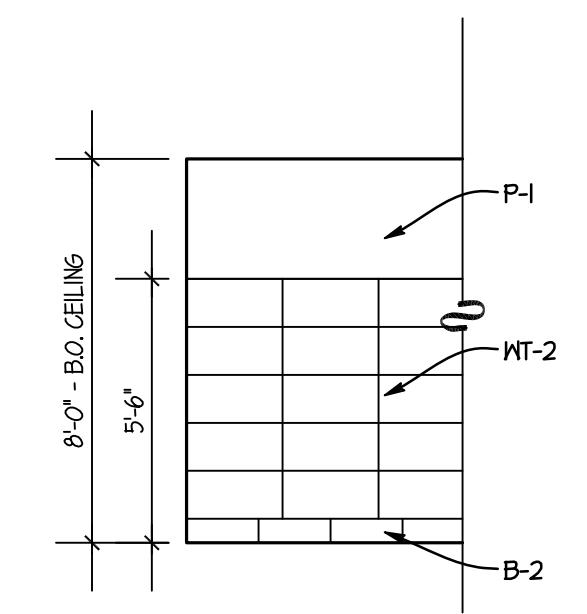
GRAB BARS: STAINLESS STEEL WITH EXPOSED MOUNTINGS. FINISH SHALL BE SMOOTH AND FURNISHED COMPLETE WITH MOUNTING KIT.

RESTROOM SCOPE OF WORK

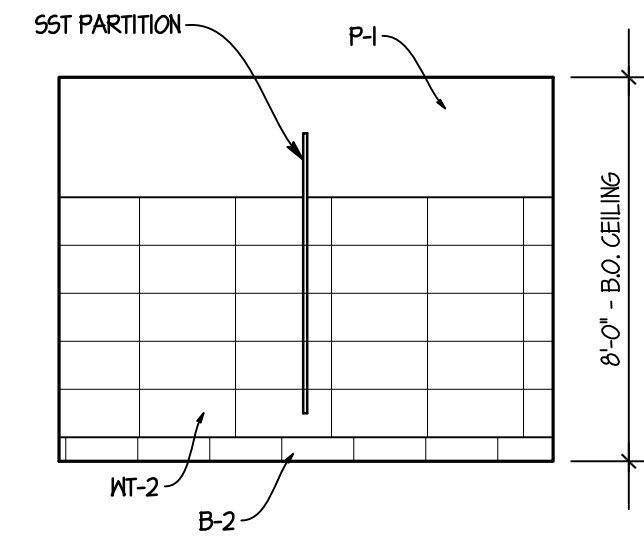
MINIMUM SCOPE AS NOTED BELOW CONTRACTOR SHALL FURNISH, INSTALL, AND COMPLETE ALL WORK AS NOTED BELOW. CONTRACTOR SHALL VERIFY COMPLETE SCOPE OF RESTROOM WORK WITH THE OWNER'S CONSTRUCTION REPRESENTATIVE PRIOR TO COMPLETING BID PROPOSAL.

- NEW FLOOR, BASE & WALL TILE
- NEW SEMI-RECESSED HAND DRYER
- NEW DOORS & FRAMES
- NEW RESTROOM SIGNAGE
- NEW PLUMBING FIXTURES AS SCHEDULED ON PLUMBING DRAWING.
- PROVIDE AND INSTALL NEW SOLID WALL BLOCKING IN WALLS AS REQUIRED FOR ANY NEW OR RELOCATED FIXTURES OR ACCESSORIES.

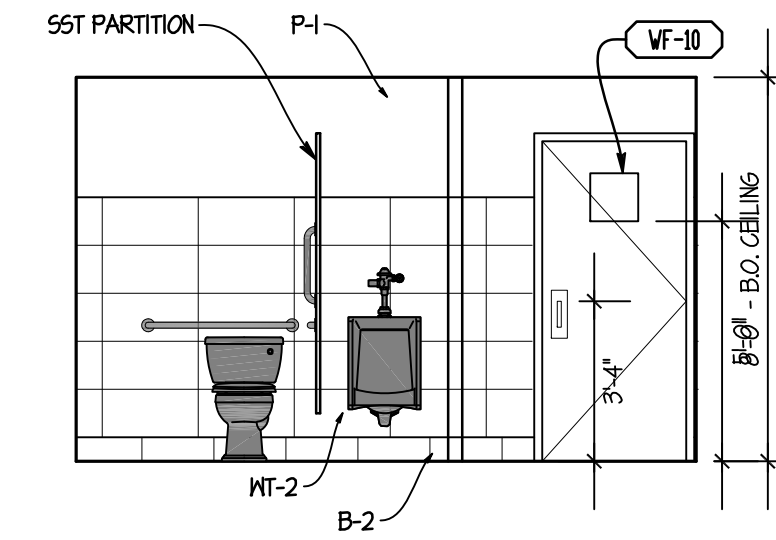
NOTE: CONTRACTOR TO PROVIDE 2x WOOD BLOCKING IN WALL FOR ANCHORAGE OF GRAB BARS AS REQUIRED.



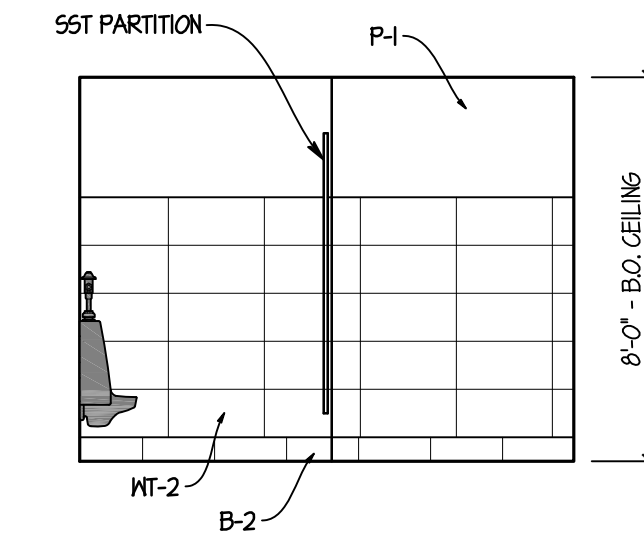
09 TYPICAL WALL FINISHES
SCALE: 1/4" = 1'-0"



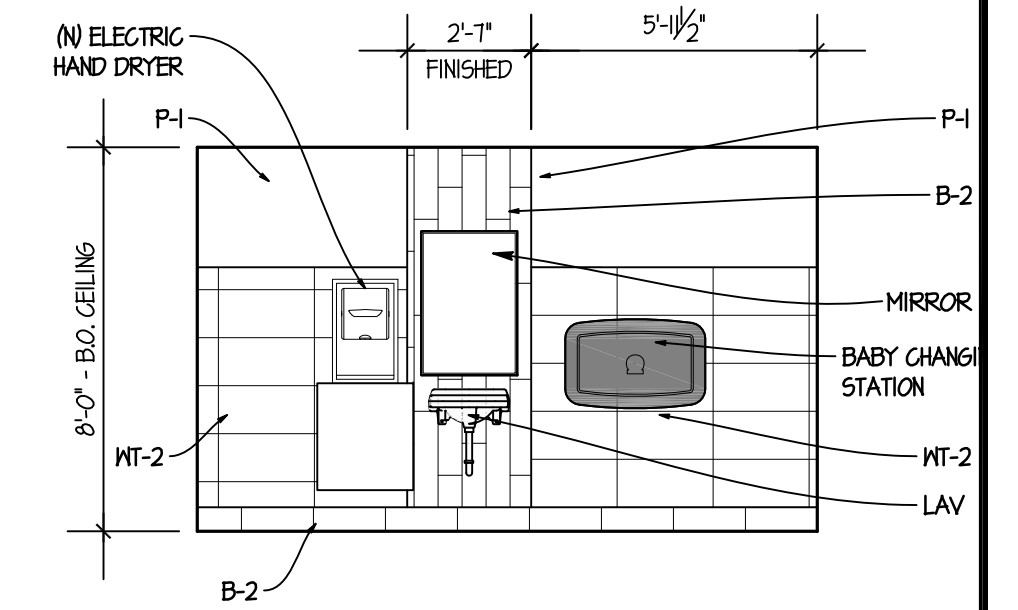
08 MEN'S TOILET ROOM
SCALE: 1/4" = 1'-0"



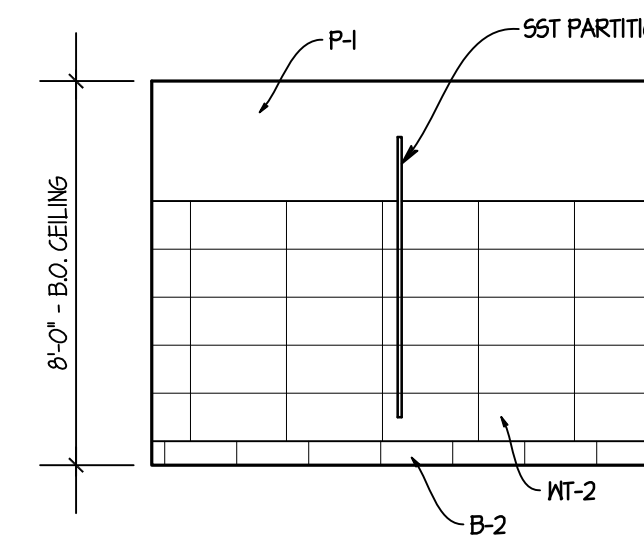
07 MEN'S TOILET ROOM
SCALE: 1/4" = 1'-0"



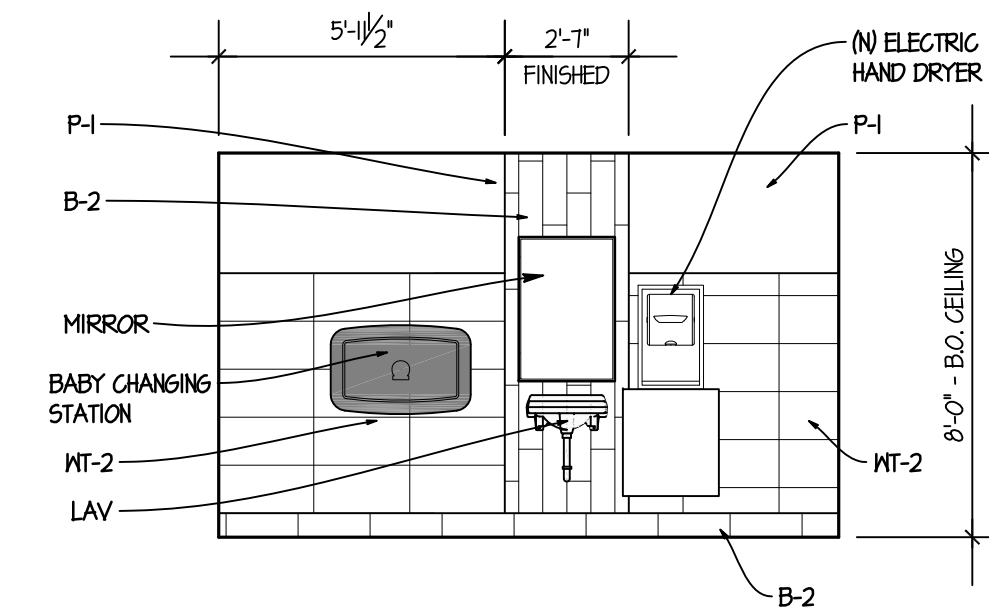
06 MEN'S TOILET ROOM
SCALE: 1/4" = 1'-0"



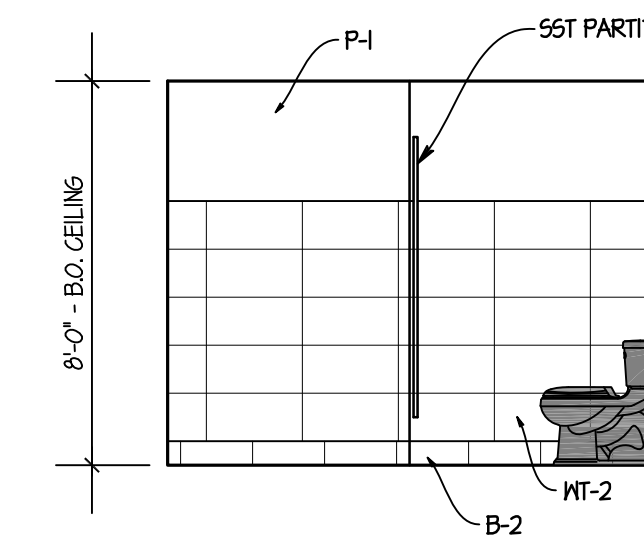
05 MEN'S TOILET ROOM
SCALE: 1/4" = 1'-0"



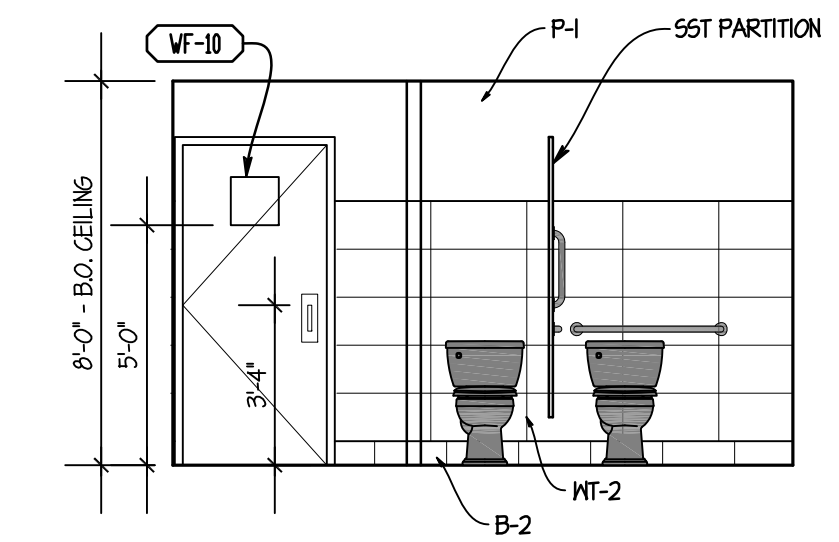
04 WOMEN'S TOILET ROOM
SCALE: 1/4" = 1'-0"



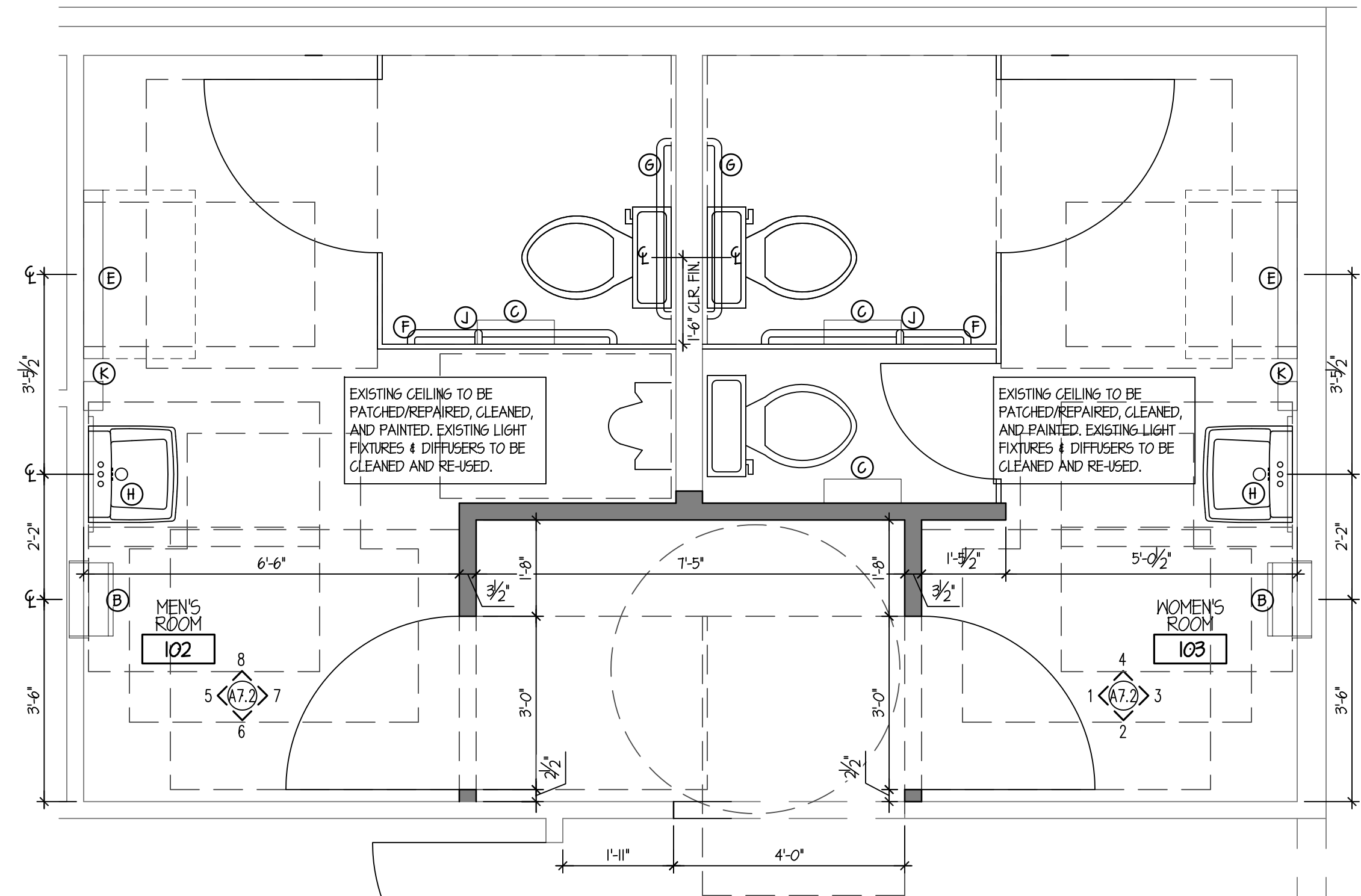
03 WOMEN'S TOILET ROOM
SCALE: 1/4" = 1'-0"



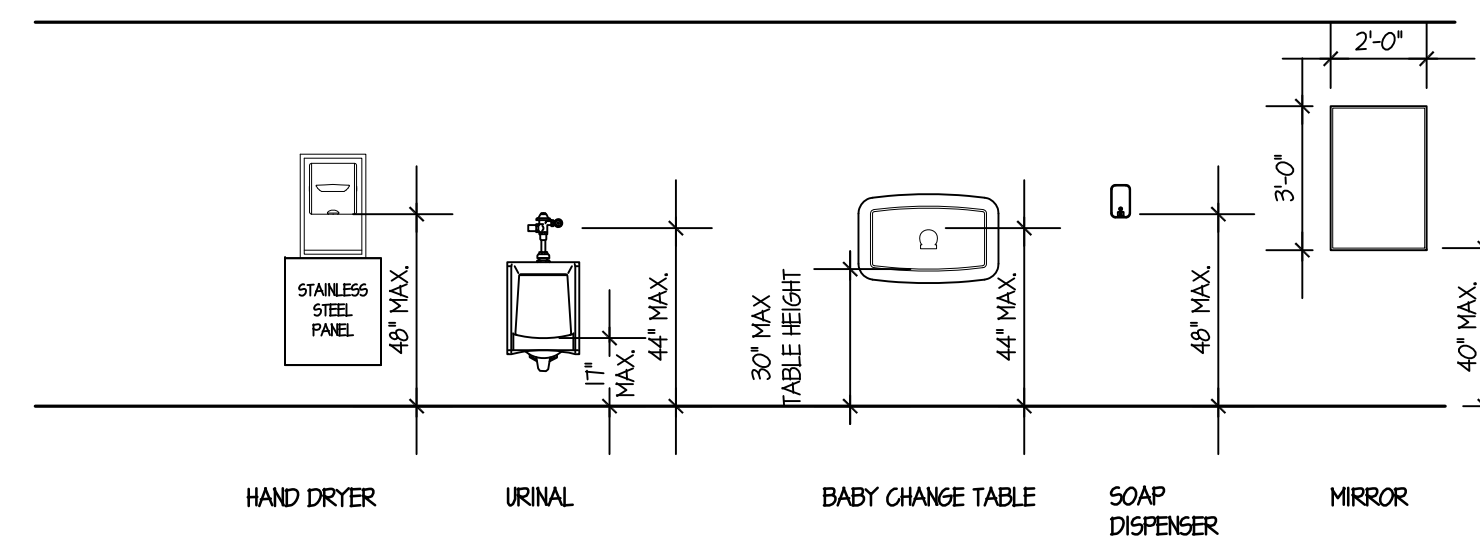
02 WOMEN'S TOILET ROOM
SCALE: 1/4" = 1'-0"



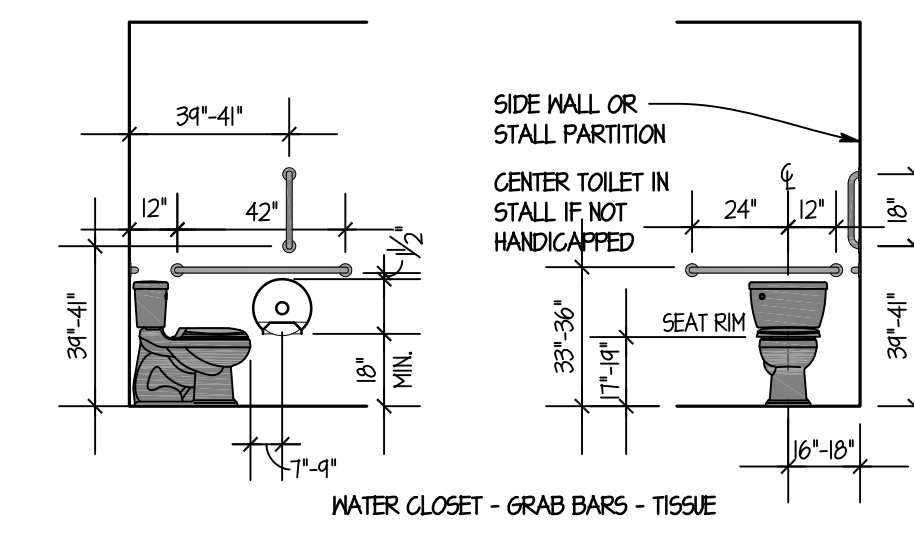
01 WOMEN'S TOILET ROOM
SCALE: 1/4" = 1'-0"



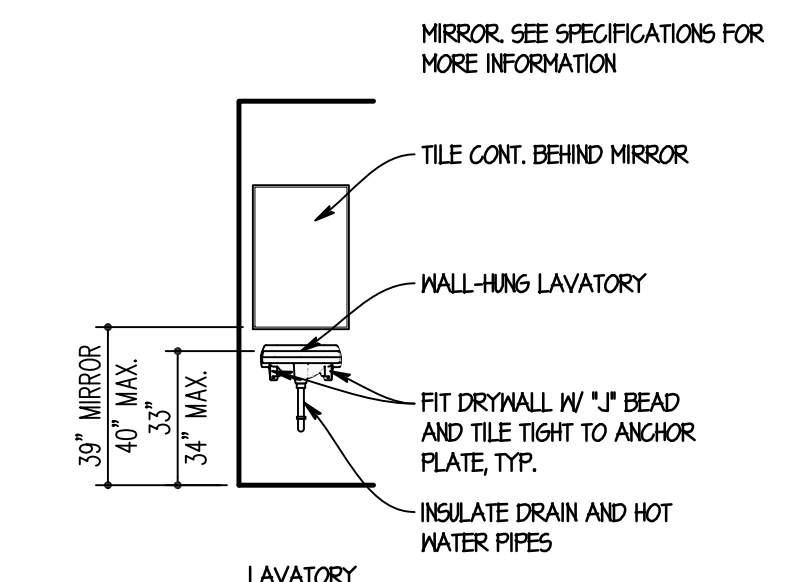
10 ENLARGED RESTROOM FLOOR PLAN
SCALE: 1/2" = 1'-0"



TYPICAL TOILET ROOM DIMENSIONS



NOTE: CONTRACTOR TO PROVIDE 2x6 WOOD BLOCKING IN WALL FOR ANCHORAGE OF GRAB BARS AS REQUIRED.



LAVATORY

SITE NUMBER:	07588
BASE MODEL:	CONVERSION
ASSET TYPE:	FRANCHISE
CLASSIFICATION:	REFRESH
OWNER:	JARO FOODS
BASE VERSION:	2015 OCT 16
UPGRADE CLASSIFICATION:	STANDARD
PROJECT YEAR:	2015
FURNITURE PACKAGE:	2015
DESIGN BULLETINS:	

Wallin • Gomez Architects, Ltd.

711 South Dearborn Street
Suite 606
Chicago, IL 60605

Tel: 312-427-4702
Fax: 312-427-6611
e-mail: admin@wgald.com

Wendy's
STORE #07588
747 SOUTH STATE ROAD 135
GREENWOOD, IN

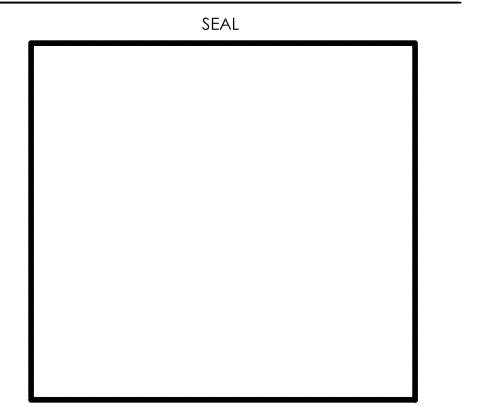
REV.	DATE	DESCRIPTION
01	01-08-16	ISSUED FOR PERMIT & BID

PLOT DATE	1/8/2016
PROJECT NUMBER	15130
DRAWN BY	CL/KH
CHECKED BY	DJW

NOTICE: THIS DOCUMENT CONTAINS PROPRIETARY INFORMATION. IT SHALL NOT BE USED OR REPRODUCED OR ITS CONTENTS DISCLOSED, IN WHOLE OR IN PART WITHOUT THE PRIOR WRITTEN CONSENT OF WALLIN / GOMEZ ARCHITECTS, LTD.

THESE DRAWINGS HAVE BEEN PREPARED AT AND/OR UNDER MY SUPERVISION AND TO THE BEST OF MY KNOWLEDGE AND BELIEF CONFORM AND COMPLY WITH THE REQUIREMENTS OF THE DEPARTMENT OF BUILDING AND CODES HAVING JURISDICTION.

STATE OF INDIANA
AP 19500067
REGISTERED ARCHITECT
DONALD J. WALLIN
EXPIRATION DATE: 12/31/2017



INTERIOR ELEVATIONS AT RESTROOMS

SHEET NUMBER
A7.2

ARTPACK & WAYFINDING LEGEND			
AP-1	BRANDING MOMENT	NF-3	WI-FI
AP-3	DAVE THOMAS QUOTE	NF-4	NO SMOKING SIGN
AP-4	MEDALLION	NF-5	MEN'S ROOM DOOR SIGN
NP	NUTRITION POSTER	NF-6	WOMEN'S ROOM DOOR SIGN
WKK-H	WISMAN - DTFA	NF-7	MEN'S ROOM DOOR SIGN ADA
		NF-8	WOMEN'S ROOM DOOR SIGN ADA
		NF-9	CREW MUST WASH HANDS
		NF-10	RESTROOM CLEANLINESS
		NF-12	EMPLOYEES ONLY

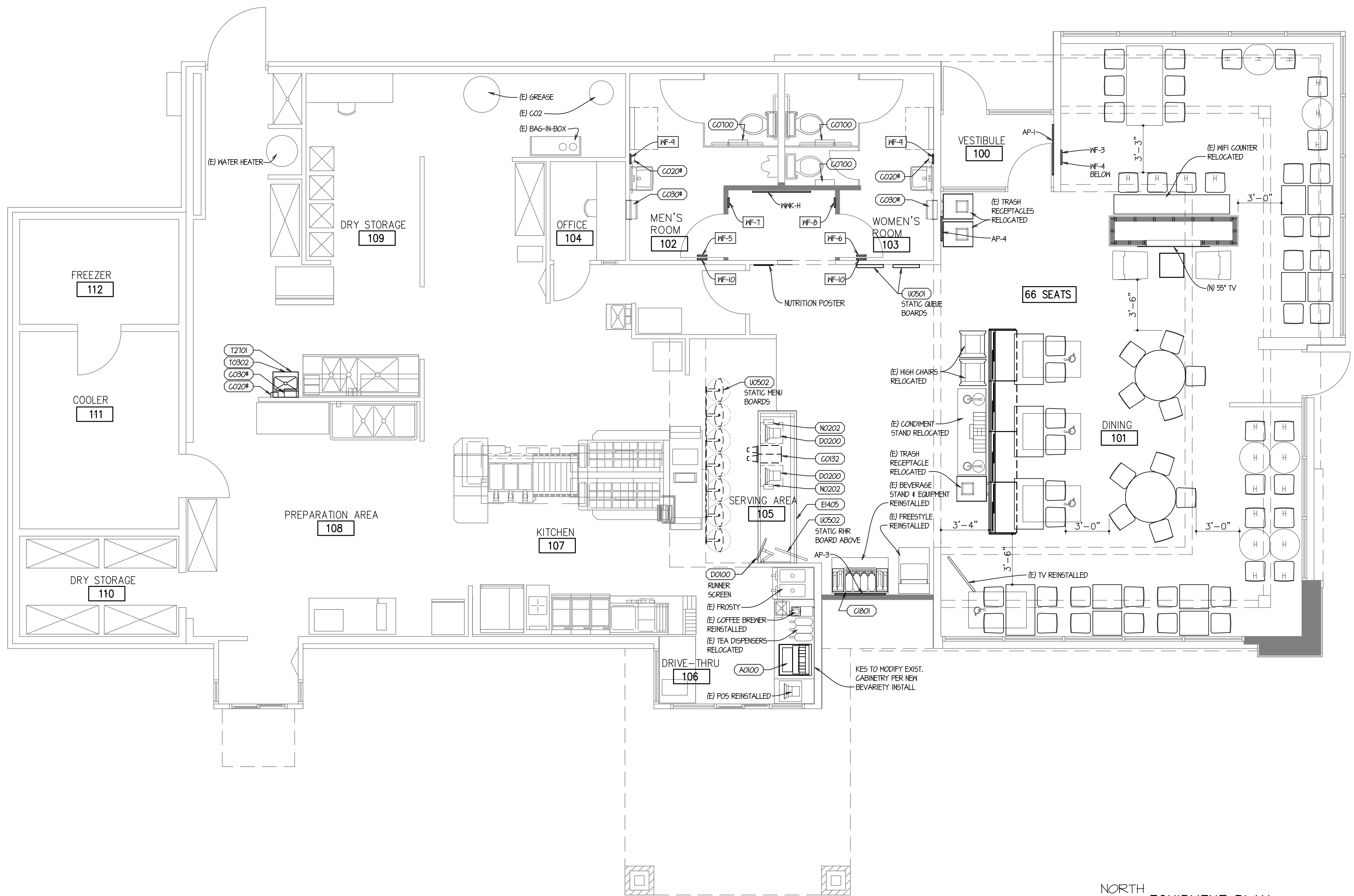
NOTE: THE CONTRACTOR SHALL PROVIDE AND INSTALL SOLID WOOD BLOCKING FOR ALL WALL MOUNTED ITEMS, SIGNS, EQUIPMENT, MILLWORK, ETC. COORDINATE LOCATIONS WITH OWNER'S CONSTRUCTION REP AS NECESSARY.

EQUIPMENT SCHEDULE					
MARK	QTY.	DESCRIPTION OF EQUIPMENT	REMARKS	FURNISHED BY	INSTALLED BY
A0100	1	BEVERAGE SYSTEM DRIVE-THRU (BEVARIETY)		0	0
G0204	3	SOAP DISPENSERS	*OWNER TO VERIFY ACTUAL EQUIPMENT/MODEL TO BE USED	0	0
G0304	2	HAND DRYER	*OWNER TO VERIFY ACTUAL EQUIPMENT/MODEL TO BE USED	0	0
G0304	1	PAPER TOWEL DISPENSER - KITCHEN	*OWNER TO VERIFY ACTUAL EQUIPMENT/MODEL TO BE USED	E5	GC
G0102	1	6 HOLE CUP DISPENSER (SADDLE TYPE)		E5	E5
G0100	3	TOILET TISSUE DISPENSER		E5	E5
G0101	1	LID/STRAIN DISPENSER		E5	E5
D0100	1	POS MONITOR		0	0
D0200	2	POS TERMINAL		0	0
E1405	1	FRONT COUNTER (COUNTER TOP ONLY)		E5	E5
N0202	2	CASH DROPP BOX		E5	E5
U0501	1	STATIC MENU BOARDS	*OWNER TO VERIFY ACTUAL EQUIPMENT/MODEL TO BE USED	0	0
U0502	2	STATIC QUEUE BOARDS	*OWNER TO VERIFY ACTUAL EQUIPMENT/MODEL TO BE USED	0	0
U0503	1	STATIC RHR BOARD	*OWNER TO VERIFY ACTUAL EQUIPMENT/MODEL TO BE USED	0	0
T0302	1	Faucet - HAND SINK (HANDS FREE)		E5	GC
T2101	1	HAND SINK		E5	GC

O=OWNER GC=GENERAL CONTRACTOR EG=ELECTRICAL CONTRACTOR PG=PLUMBING CONTRACTOR ES=EQUIPMENT SUPPLIER

SITE NUMBER: 07588
 BASE MODEL: CONVERSION
 ASSET TYPE: FRANCHISE
 CLASSIFICATION: REFRESH
 OWNER: JARO FOODS
 BASE VERSION: 2015 OCT 16
 UPGRADE CLASSIFICATION: STANDARD
 PROJECT YEAR: 2015
 FURNITURE PACKAGE: 2015
 DESIGN BULLETINS:

Wallin • Gomez Architects, Ltd.
 711 South Dearborn Street
 Suite 606
 Chicago, IL 60605
 Tel: 312-427-4702
 Fax: 312-427-6611
 e-mail: admin@wgalt.com



NORTH
EQUIPMENT PLAN
 SCALE: 1/4" = 1'-0"

Wendy's
 STORE #07588
 747 SOUTH STATE ROAD 135
 GREENWOOD, IN

REV.	DATE	DESCRIPTION
01-08-16	ISSUED FOR PERMIT & BID	

PLOT DATE: 1/8/2016
 PROJECT NUMBER: 15130
 DRAWN BY: CLKH
 CHECKED BY: DJW

NOTICE: THIS DOCUMENT CONTAINS PROPRIETARY INFORMATION. IT SHALL NOT BE USED OR REPRODUCED OR ITS CONTENTS DISCLOSED, IN WHOLE OR IN PART WITHOUT THE PRIOR WRITTEN CONSENT OF WALLIN / GOMEZ ARCHITECTS, LTD.

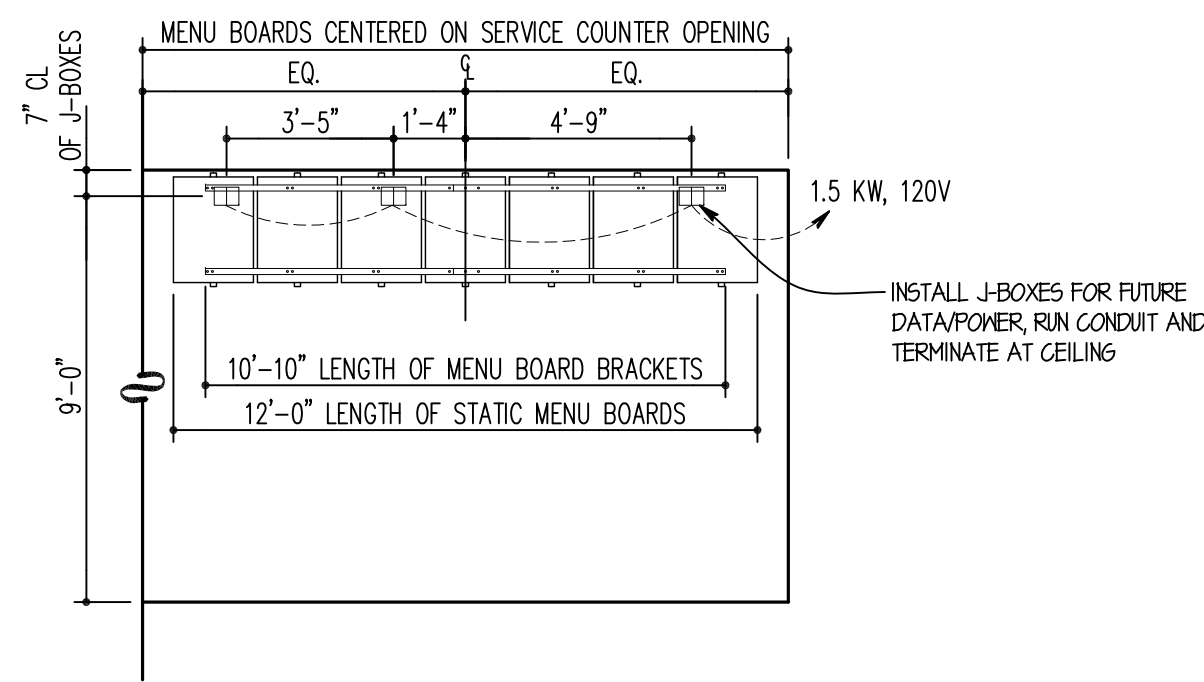
THESE DRAWINGS HAVE BEEN PREPARED AT AND/OR UNDER MY SUPERVISION AND TO THE BEST OF MY KNOWLEDGE AND BELIEF CONFORM AND COMPLY WITH THE REQUIREMENTS OF THE DEPARTMENT OF BUILDING AND CODES HAVING JURISDICTION.

STATE OF INDIANA
 APR 10 2006
 REGISTERED ARCHITECT
 DONALD J. WALLIN
 EXPIRATION DATE: 12/31/2017

SHEET NAME
EQUIPMENT PLAN AND SCHEDULE

SHEET NUMBER
EQ1.1

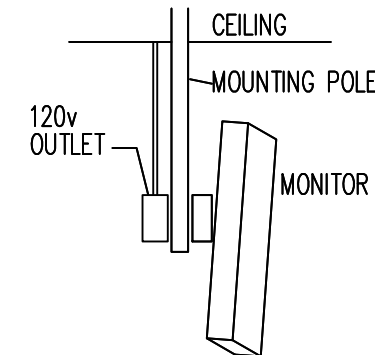
18/2016, 5:51 PM, P:\2015\15130 - Wendy's - 747 S State Road 135 - Greenwood, IN\Sheet Set\015-10-11 Permit and Bid\06_CONVERTED\EQ1.1_Equipment Plan.dwg, wpj



01 STATIC MENU BOARD ROUGH-IN ELEVATION
SCALE: 1/4" = 1'-0"

LEGEND

□ 120V-1PH JUNCTION BOX	⊕ 20 AMP 120V-1PH DUPLEX RECEPTACLE	⊕ ELECTRIC MOTOR
⊕ 208/240V-1PH JUNCTION BOX	⊕ 120V-1PH QUADUPLEX RECEPTACLE	⊕ MOTOR STARTER
⊕ 208/240V-3PH JUNCTION BOX	⊕ 208/240V-1PH RECEPTACLE	▽ TELEPHONE TERMINATION
⊕ STANDARD JUNCTION BOX WITH CONDUIT	⊕ 208/240V-3PH RECEPTACLE	▽ DATA CONNECTION
⊕ OVERSIZED JUNCTION BOX WITH CONDUIT	⊕ 208/240V-1PH DISCONNECT SWITCH	▽ BFC BELOW FINISHED CEILING
	⊕ 208/240V-3PH DISCONNECT SWITCH	▲ AFF ABOVE FINISHED FLOOR



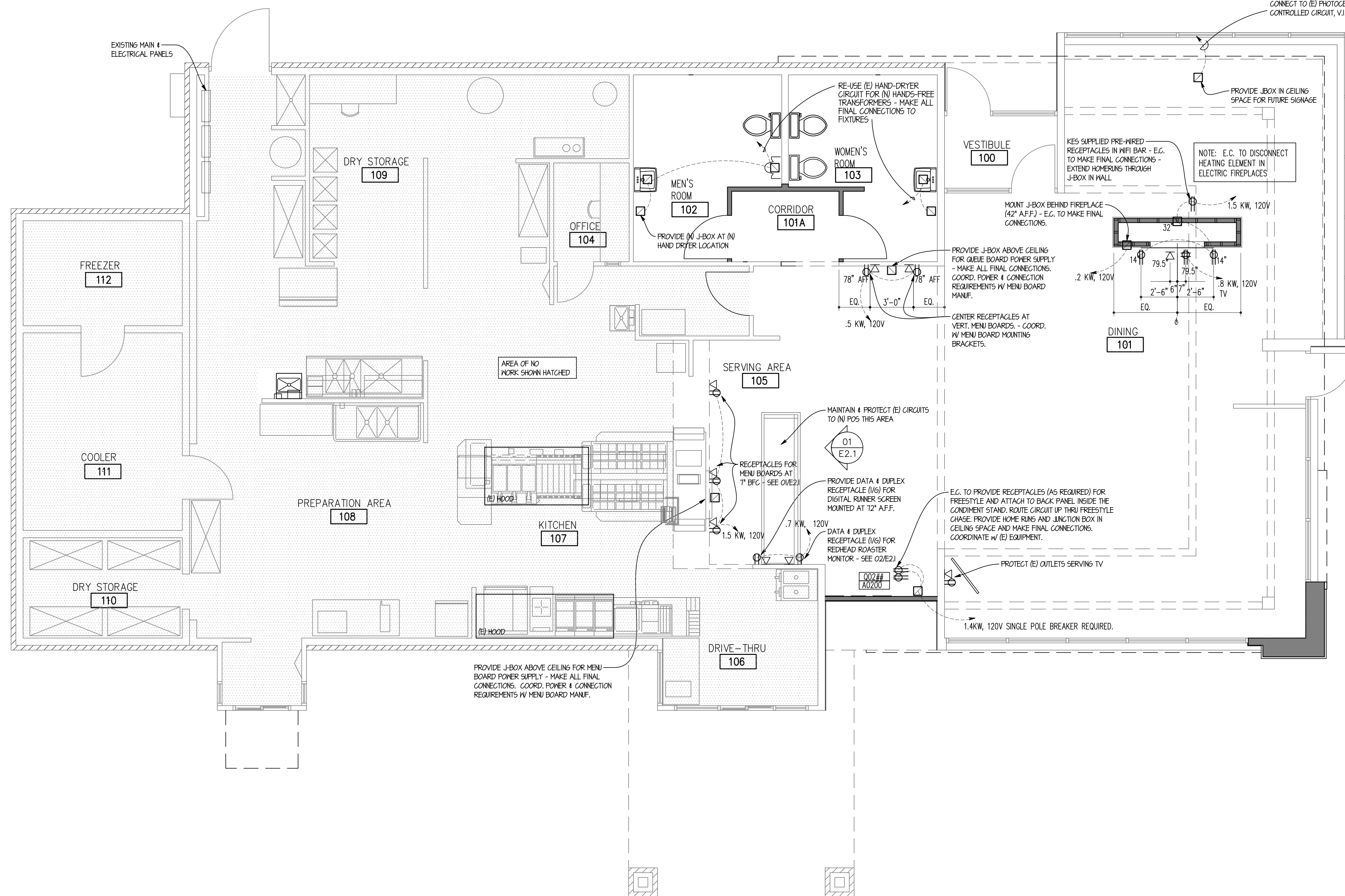
02 MONITOR SCHEMATIC
NTS.

EQUIPMENT & CONNECTIONS

CIRCUIT NUMBER	DESCRIPTION	LOAD		VOLTAGE		CONNECTIONS	FEEDER		NOTES
		HORSEPOWER	KILOWATTS	120V-1PH	208Y-3PH		PLUG CORD FURNISHED	CONDUCTORS	
-	VERTICAL MENUBOARD	.5	0			DIRECT	ES	2 12 12	3/4"
-	MENUBOARD	1.5	0			DIRECT	ES	2 12 12	3/4"
-	REDHEAD ROASTER	.5	0			RECEPTACLE	ES	2 12 12	3/4"
-	RUNNER SCREEN	.2	0			RECEPTACLE	ES	2 12 12	3/4"
(E)	SELF SERVE FREESTYLE	1.4	0			RECEPTACLE	ES	2 12 12	3/4"
(E)	CONDENSER	2.5	0			WP DISC SWITCH @ UNIT	ES	3 10 10	3/4"
-	TV	.8	0			RECEPTACLE	ES	2 12 12	3/4"
-	WIFI/CONVENIENCE OUTLETS	1.5	0			DIRECT	ES	2 12 12	3/4"
-	ELECTRIC FIREPLACE	.2	0			DIRECT	EC	2 12 12	3/4"

* ES /EQUIPMENT SUPPLIER
 EC /ELECTRICAL CONTRACTOR
 ** CONDUCTOR QUANTITY DOES NOT INCLUDE GROUND WIRE

- GENERAL NOTES**
- REFER TO "WIRING AND SITE PREPARATION GUIDE" AS PREPARED BY WENDY'S INTERNATIONAL INFORMATION SYSTEMS DEPARTMENT FOR INSTALLATION OF POINT OF SALE CASH REGISTER SYSTEM.
 - ELECTRICAL CONTRACTOR TO COORDINATE WORK WITH MECHANICAL, REFRIGERATION AND EQUIPMENT CONTRACTORS, INCLUDING COOLER/FREEZER WORK. (IF APPLICABLE)
 - ELECTRICAL CONTRACTOR TO VERIFY ALL ROUGH-IN DIMENSIONS AND POWER REQUIREMENTS WITH KITCHEN EQUIPMENT SUPPLIER PRIOR TO ROUGH-IN.
 - ELECTRICAL CONTRACTOR TO HOOK UP FIELD CONNECTIONS WITHIN FRONT COUNTER, AND ICE MACHINE REMOTE UNIT (ON ROOF) AT TIME OF INSTALLATION.
 - HEIGHTS INDICATED FOR RECEPTABLES AND JUNCTION BOXES ARE MEASURED FROM FINISH FLOOR TO THE CENTER OF THE BOX UNLESS OTHERWISE NOTED.
 - ELECTRICAL CONTRACTOR IS RESPONSIBLE FOR INSTALLING ALL TELEPHONE LINES AND TERMINATIONS. VERIFY QUANTITY AND LOCATIONS WITH OWNER PRIOR TO BIDDING.
 - ALL CIRCUITS MAY BE CORRECTED TO THE LEAST AMOUNT OF CONDUIT RUN UNLESS OTHERWISE NOTED.
 - ALL COVER PLATES TO BE SATIN FINISH STAINLESS STEEL THROUGHOUT UNLESS OTHERWISE NOTED.
 - ALL NEW 120V RECEPTABLES IN KITCHEN TO HAVE GROUND-FAULT CIRCUIT INTERRUPTER PROTECTION. OTHER GFI'S SHOWN SEPARATELY.
 - FOR THE IBM POINT OF SALE REGISTER SYSTEM ONLY: ALTERNATE P.O.S. SUPPLIERS MUST CONFORM TO THE REGISTER LAYOUT OR PROVIDE THE OWNER AND/OR GENERAL CONTRACTOR WITH WIRING DIAGRAMS AND INSTALLATION DETAILS BEFORE THE ELECTRICAL CONTRACTOR STARTS ANY WORK.
 - ALL CONDUITS SHOULD BE STEEL FLEX OR PLASTIC STUBBED OUT ABOVE THE CEILING LINE AND TERMINATED INTO A J-BOX AS NOTED AND CAPABLE OF ACCEPTING A FACEPLATE COVER. SEE DETAIL THIS SHEET.
 - ALL J-BOXES SHOULD BE INSTALLED IN SUCH A WAY THAT THEY ARE NOT BLOCKED BY OTHER EQUIPMENT OR STRUCTURAL COMPONENTS.
 - ALL 1/2" OUTLETS (HUBBELL 105362 - ORANGE OR EQUAL) MUST BE CLEARLY LABELED.
 - ALL CABLE ACCESS OPENINGS THRU S/S MUST HAVE RUBBER OR PLASTIC GROMMETS INSTALLED.
 - THE ELECTRIC SERVICE FOR THE GFI OUTLET/SCOREBOARD MUST BE ON A SEPARATE BREAKER (NOT CONNECTED TO THE MENU BOARD OR OUTSIDE LIGHT FEED).
 - HEIGHTS INDICATED FOR RECEPTABLES AND J-BOXES ARE MEASURED FROM FINISH FLOOR TO THE CENTER OF BOX. U.N.O.
 - EXISTING ENERGY MANAGEMENT SYSTEM TO REMAIN AND BE FULLY OPERATIONAL AT COMPLETION OF REMODEL.



SITE NUMBER: 07588
 BASE MODEL: CONVERSION
 ASSET TYPE: FRANCHISE
 CLASSIFICATION: REFRESH
 OWNER: JARO FOODS
 BASE VERSION: 2015 OCT 16
 UPGRADE CLASSIFICATION: STANDARD
 PROJECT YEAR: 2015
 FURNITURE PACKAGE: 2015
 DESIGN BULLETINS:

Wallin • Gomez Architects, Ltd.
 711 South Dearborn Street
 Suite 606
 Chicago, IL 60605
 Tel: 312-427-4702
 Fax: 312-427-6611
 e-mail: admin@wgalt.com

Wendy's
 STORE #07588
 747 SOUTH STATE ROAD 135
 GREENWOOD, IN

REV.	DATE	DESCRIPTION
01	01-08-16	ISSUED FOR PERMIT & BID

PLOT DATE: 1/8/2016
 PROJECT NUMBER: 15130
 DRAWN BY: CL/KH
 CHECKED BY: DJW

NOTICE: THIS DOCUMENT CONTAINS PROPRIETARY INFORMATION. IT SHALL NOT BE USED OR REPRODUCED OR ITS CONTENTS DISCLOSED, IN WHOLE OR IN PART WITHOUT THE PRIOR WRITTEN CONSENT OF WALLIN / GOMEZ ARCHITECTS, LTD.

THESE DRAWINGS HAVE BEEN PREPARED AT AND/OR UNDER MY SUPERVISION AND TO THE BEST OF MY KNOWLEDGE AND BELIEF CONFORM AND COMPLY WITH THE REQUIREMENTS OF THE DEPARTMENT OF BUILDING AND CODES HAVING JURISDICTION.

STATE OF INDIANA
 AP10500067
 REGISTERED ARCHITECT
 DONALD J. WALLIN
 EXPIRATION DATE: 12/31/2017

NORTH ELECTRICAL PLAN
 SCALE: 1/4" = 1'-0"

SHEET NAME
ELECTRICAL PLAN
 SHEET NUMBER
E2.1

INDEX TO SPECIFICATIONS

DIVISION 1 – GENERAL SPECIFICATIONS (OMITTED)

DIVISION 3 – CONCRETE

FOOTINGS
SLABS AND FOOTINGS
SIDEWALKS AND RAMPS
PAVING
CONCRETE PADS

DIVISION 4 – MASONRY

GENERAL
CMU
MORTAR FOR FACE BRICK
FACE BRICK

DIVISION 5 – METALS

GENERAL
ORNAMENTAL METAL RAILING (OUTSIDE – REQUIRED)

DIVISION 6 – WOOD, PLASTICS, AND COMPOSITES

ROUGH CARPENTRY
STRUCTURAL LUMBER
FINISH CARPENTRY
SOLID SURFACING MATERIAL
BUILDING WRAP/WEATHER BARRIER

DIVISION 7 – THERMAL AND MOISTURE PROTECTION

BUILDING INSULATION
INSULATION ATTACHMENT (MECHANICAL)
GENERAL ROOFING
DELIVERY
HANDLING
STORAGE
OVERNIGHT COVER
ROOFING AND SHEET METAL
SURFACE PREPARATION
WOOD DECKS
MEMBRANE
FLASHING
PERIMETER LAPS
PROJECT / SITE CLEAN-UP
INSPECTIONS
CONTRACTOR QUALIFICATION ASSURANCE
METAL TRIMS
CORRUGATED METAL PANELS
SEALANT
SEALANT MATERIALS
E.I.F.S.

DIVISION 8 – OPENINGS

ALUMINUM ENTRANCE DOORS AND STOREFRONT
GLAZING
STEEL SERVICE DOORS AND FRAMES
PREFINISHED DOORS
PICK-UP WINDOW
ACCESS PANELS

DIVISION 9 – FINISHES

ACM PANELS
FLOOR AND WALL TILE INSTALLATION
GYPSUM DRYWALL
SUSPENDED CEILING SYSTEM
WALLCOVERING
NON-TILE FIBERGLASS REINFORCED POLYESTER (FRP) PANELS
LUXURY VINYL TILE (LVT)
PAINTING
PAINT SCHEDULE

DIVISION 10 – SPECIALTIES

EXTERIOR TRASH ENCLOSURE
SIGNAGE
ROOM IDENTIFICATION SIGN
A.D.A. RESTROOM IDENTIFICATION SIGN/SMOKELESS SNUFFER
TOILET COMPARTMENTS
PUBLIC RESTROOM ACCESSORIES
LADDER RECEIVER
WALL DECOR
HEIGHT WARNING DEVICE
ORDER STATION CANOPY
SMOKELESS SNUFFER
STAINLESS STEEL CORNERS
KITCHEN EQUIPMENT
HOOD FIRE SUPPRESSION SYSTEM AND PORTABLE FIRE EXTINGUISHERS
WALK-IN COOLER/FREEZER/DRY STORAGE
COMMUNICATION SYSTEM

DIVISION 22 – PLUMBING

WATER CLOSETS
LAVATORY
URINALS
WOP SINK
FIXTURES AND EQUIPMENT

DIVISION 23 – HEATING, VENTILATING & AIR CONDITIONING

DIVISION 26 – ELECTRICAL

DIVISION 31 – EARTHWORK

EXCAVATION, BACK FILLING, GRADING

DIVISION 32 – EXTERIOR IMPROVEMENTS

ASPHALT PAVING
CONCRETE PAVING
STRIPPING AND PARKING BLOCKS
CURBS
LANDSCAPING

DIVISION 33 – UTILITIES

UTILITIES

CONTRACTOR BID SHEET APPROVED SUPPLIERS LIST

DIVISION 3 - CONCRETE

NOTE: FURNISH LABOR, MATERIALS AND EQUIPMENT NECESSARY TO COMPLETE CONCRETE WORK INCLUDING EXCAVATION, TRENCHING, FORM WORK, REINFORCING, CEMENT FINISH AND PRECAST CONCRETE.

SIDEWALKS AND RAMPS

- A. 4,000 PSI AIR ENTRAINED CONCRETE, 4" THICK, BROOM FINISH SCORE WITH 3/4" DEEP CONTRACTION JOINTS INTO APPROXIMATELY 4'-0" SQUARES AS SHOWN ON DETAIL ON THE FOUNDATION PLAN.

DIVISION 5 - METALS

NOTE: FURNISH LABOR, MATERIAL, AND EQUIPMENT NECESSARY TO COMPLETE THE MISCELLANEOUS STRUCTURAL AND DECORATIVE METAL WORK INDICATED ON THE DRAWINGS, MATERIALS TO MEET ASTM A-36.

ORNAMENTAL METAL RAILINGS (OUTSIDE – SAFETY RAIL)

- A. PROVIDE METAL RAILINGS AS INDICATED ON THE DRAWINGS, RAILINGS SHALL BE COMPLETE WITH POSTS, CAPS, PICKETS, RAILS AND FITTINGS. FINISH AS NOTED ON DRAWINGS.

DIVISION 6 - WOOD, PLASTICS, AND COMPOSITES

FURNISH LABOR, TOOLS, EQUIPMENT AND MATERIALS TO COMPLETE WORK UNDER THIS HEADING AS INDICATED ON THE DRAWINGS AND DESCRIBED IN THE SPECIFICATIONS.

ROUGH CARPENTRY

- A. PROVIDE AND MAINTAIN TEMPORARY ENCLOSURES, AND BARRICADES AS REQUIRED BY GOVERNING LOCAL ORDINANCES.
B. PROVIDE TEMPORARY DOOR AND WINDOW ENCLOSURES AS REQUIRED.
C. HEADERS TO BE SIZED AS DETAILED IN THE STRUCTURAL DRAWINGS.

FINISH CARPENTRY

- A. FURNISH LABOR AND MATERIALS TO COMPLETE WORK UNDER THIS SECTION AS INDICATED ON DRAWINGS AND DESCRIBED IN THESE SPECIFICATIONS.
B. HARDWARE DIMENSIONS ARE TO BE NET SIZE AND NOT NOMINAL SIZE. MATERIAL FOR INTERIOR FINISH SHALL BE AS FOLLOWS:
1. DINING ROOM TRIM – REFER TO FINISH SCHEDULE & DETAILED DRAWINGS.
2. COUNTERTOPS TO BE FURNISHED AND INSTALLED BY KITCHEN EQUIPMENT SUPPLIER.

SOLID SURFACING MATERIAL

- A. VANITY TOPS AND WINDOW SILLS: DUPONT CORIAN, COLORS AS NOTED ON DRAWINGS.
B. PROVIDE IN THICKNESS, FINISH AND EDGE TREATMENT AS REQUIRED AND COORDINATED WITH THE OWNER'S REPRESENTATIVE.

BUILDING WRAP/WEATHER BARRIER

- A. ASTM E1677, TYPE 1: DUPONT TYVEK COMMERCIALWRAP.
B. BUILDING-WRAP TAPE: PRESSURE-SENSITIVE PLASTIC TAPE RECOMMENDED BY BUILDING-WRAP MANUFACTURER FOR SEALING JOINTS AND PENETRATIONS IN BUILDING WRAP.

DIVISION 7 - THERMAL AND MOISTURE PROTECTION

BUILDING INSULATION

- A. FURNISH LABOR, MATERIALS AND EQUIPMENT NECESSARY TO COMPLETE WORK AS INDICATED ON THE CONSTRUCTION DOCUMENTS AND DESCRIBED IN THE SPECIFICATIONS.
B. EXTERIOR WALL INSULATION: REFER TO INSULATION SCHEDULE ON DRAWINGS.
C. VAPOR BARRIER SHALL BE GRIFFOLYN 1-65 BY REEF INDUSTRIES, INC. OR EQUAL. THE MATERIAL SHALL HAVE A 3-PLY, HIGH DENSITY POLYETHYLENE AND NYLON YARN LAMINATE. MATERIAL SHALL HAVE A REINFORCED NON-WOVEN GRID WITH A PPT TEAR STRENGTH OF AT LEAST 15.0 LBS. VAPOR BARRIER SHALL BE APPLIED IN THE WIDEST PRACTICAL WIDTHS. SIDE AND END JOINTS SHALL BE LAPPED AT LEAST 6". LAPS SHALL BE SEALED USING FAB TAPE. PUNCTURES OR TEARS ARE TO BE REPAIRED USING GRIFFOLYN'S GRIFF TAPE, FAB TAPE OR EQUAL. VAPOR BARRIER MUST PROVIDE A COMPLETE SEAL TO PREVENT MOISTURE TRANSFER. NOTE: FOR SOUTHERN COASTAL AREAS, THE VAPOR BARRIER SHOULD BE USED ON THE EXTERIOR OF THE WALL. WHERE THERE IS UNCERTAINTY, FOLLOW LOCAL PRACTICE.
D. RIGID ROOF INSULATION: FURNISHED AND INSTALLED BY THE ROOFING CONTRACTOR. INSULATION TO BE MINIMUM OF (2) LAYERS OF ROOF MANUFACTURER'S RECOMMENDED INSULATION BOARDS. INSTALL IN THICKNESS REQUIRED TO MEET THE R-VALUES INDICATED IN THE INSULATION SCHEDULE ON DRAWINGS. CONTRACTOR TO PROVIDE BID UTILIZING DURO-GUARD ISO II BOARDS. 'ENRGY 3' INSULATION BOARDS BY JOHNS MANVILLE ARE AN ACCEPTABLE EQUAL.
E. PERIMETER INSULATION: REFER TO INSULATION SCHEDULE ON DRAWINGS.

FLASHING

- A. FLASHING ON PARAPET WALLS SHALL BE FASTENED 12" ON CENTER ALONG BOTTOM ON MAIN DECK WITH A MINIMUM 6" LAP WELDABLE TO DECK MEMBRANE, COVERING APPROVED FASTENERS. PARAPET WALLS SHALL BE COVERED MINIMUM OF 12" HIGH.
B. PROVIDE AND INSTALL FLASHING FOR PARAPET WALLS. (FINISH AS NOTED ON EXTERIOR ELEVATIONS AND SCHEDULES.)
C. FLASH AND COUNTER-FLASH ITEMS THAT PASS THROUGH THE ROOF PROVIDE "PITCH POCKETS" AS REQUIRED TO FORM A COMPLETE JOB.
D. PROVIDE NECESSARY MOUNTING CLIPS, CLOSURES, FASTENINGS, ETC., REQUIRED TO COMPLETE THE COUNTER-FLASHING, GRAVEL STOPS, CAPS AND COPINGS, INDICATED ON THE DRAWINGS.

PERIMETER LAPS

- A. ANY TIME A ROOF EDGE DOES NOT HAVE A PARAPET WALL OR ROOF TIE-IN, (I.E. DRIP EDGE, WATER/GRAVEL STOP, TERMINATION BAR ON EDGE, GUTTER, ETC.) THEN THE ROOF SECTION MUST HAVE A LAP 27" IN FROM THE EDGE AND REVERSED. THIS HELPS REDUCE WIND UP-LIFT AROUND PERIMETERS AND REVERSING THE LAP, ALLOWS CONTRACTOR APPLICATOR TO PLACE ROOF SECTION AWAY FROM THE EDGE.

PROJECT/SITE CLEAN-UP

- A. UPON COMPLETION, THE ROOFING CONTRACTOR SHALL REMOVE RUBBISH, WASTE MATERIALS, ETC. FROM THE ROOF, LEAVING THE ROOF IN A CLEAN CONDITION AND FURTHER REMOVING SUCH ROOFING DEBRIS FROM THE WORK SITE. A RIGOROUS INSPECTION FOR WATERTIGHT FIELD SEAMS SHALL BE MADE AFTER COMPLETION OF JOB.

INSPECTIONS

- A. UPON COMPLETION OF EACH ROOFING JOB, CONTRACTOR SHALL FILL OUT INSPECTION CARD AND RETURN TO MANUFACTURER. EACH ROOF SHALL BE INSPECTED BY AN AUTHORIZED QUALITY CONTROL FIELD INSPECTOR TO MAKE SURE APPLICATION MEETS MANUFACTURER'S SPECIFICATIONS, BEFORE ISSUANCE OF WARRANTY. CONTRACTOR SHALL ACCOMPANY INSPECTOR ON INSPECTIONS AND OBTAIN SIGNED WARRANTY FROM CUSTOMER AND RETURN TO MANUFACTURER, WITH NO FINAL PAYMENT BEING MADE UNTIL AN OWNER'S REPRESENTATIVE HAS WARRANTY.

CONTRACTOR QUALIFICATION ASSURANCE

- A. THE ROOFING CONTRACTOR SHALL BE DULY CERTIFIED BY ROOFING MANUFACTURER FOR COMPLETE APPLICATION AND INSTALLATION OF THIS ROOFING SYSTEM. TO MAINTAIN ROOF WARRANTY, FUTURE REPAIRS AND ALTERATIONS SHALL BE MADE BY PERSONNEL DULY CERTIFIED BY ROOFING MANUFACTURER.

METAL TRIMS

- A. THIS SECTION INCLUDES METAL TRIM AT PARAPET CAPS, WALL CAPS, BREAK METAL TRIMS, AND THE BOTTOM TRIM ON THE FASCIAS. TRIM MATERIAL SHALL CONSIST OF PREFINISHED (REFER TO FINISH SCHEDULE FOR COLOR), .040" ALUMINUM SHEETS OR 24 GA. GALVALUME STEEL, FORMED TO THE PROFILES SHOWN ON THE DRAWINGS. ATTACHMENT TO THE SUB STRUCTURE SHALL BE BY NON-FERROUS FASTENERS THAT ARE CONCEALED FROM VIEW WHERE POSSIBLE. FASTENERS NOT CONCEALED FROM VIEW MUST MATCH THE COLOR OF THE TRIM BEING FASTENED.

CORRUGATED METAL PANEL SYSTEM

- A. MANUFACTURER: ALCOA ARCHITECTURAL PRODUCTS, 50 INDUSTRIAL BLVD., EASTMAN, GA 31023.
1. SYSTEM: 7.2" RIB PANEL
B. DESIGN REQUIREMENTS:
1. CONTINUOUS, ONE-PIECE, PREFORMED, PREFINISHED SINGLE LENGTH METAL WALL PANELS WITH EXPANSION JOINTS AT 20'-0" INTERVALS.
2. PANELS, FASTENERS AND OTHER COMPONENTS REQUIRED FOR SPECIFIC PROJECT CONDITIONS.
3. EXPOSED ADJACENT FLASHING SHALL BE OF THE SAME MATERIAL AND FINISH AS THE PANELS.
4. SEALANT PER MANUFACTURER'S WRITTEN SPECIFICATIONS.
C. SHEET MATERIALS:
1. PREFINISHED BASE SHEET MATERIAL SHALL BE 7.2" RIB PANEL, 20 GAUGE.
2. FINISH COLOR SHALL BE CLASSIC BRONZE. UNLESS NOTED OTHERWISE, PRODUCTS SHALL BE OF THE SAME FINISH AND COLOR.
D. FABRICATION:
1. FABRICATE METAL WALL PANELS AND RELATED SHEET METAL WORK IN ACCORDANCE WITH APPLICABLE STANDARDS SET FORTH IN THE SMACNA ARCHITECTURAL SHEET METAL MANUAL.
2. WALL PANELS AND SHEET METAL FLASHING SHALL BE FABRICATED IN MINIMUM 10'-0" LENGTHS UNLESS NOTED OTHERWISE.
E. EXECUTION:
1. G.C. IS RESPONSIBLE FOR ALL INSPECTION, INSTALLATION, FIELD QUALITY CONTROL AND CLEANING REQUIREMENTS OUTLINED IN THE MANUFACTURER'S WRITTEN SPECIFICATIONS.

SEALANT

- A. SURFACES TO RECEIVE SEALANT ARE TO BE DRY AND THOROUGHLY CLEANED OF LOOSE PARTICLES OF DIRT AND DUST, OIL, GREASE, OR OTHER FOREIGN MATTER.
B. SEAL AT EXTERIOR DOOR FRAMES, WINDOW FRAMES, AND OPENINGS FOR PLUMBING, ELECTRICAL REFRIGERANT AND GAS LINES IN EXTERIOR WALLS, FLOORS AND ROOFS.

SEALANT MATERIALS

- A. JOINT LOCATIONS AND JOINT SEALANT TYPES ARE NOTED ON DRAWINGS. ACCEPTABLE MANUFACTURER/TYPE PER EACH JOINT TREATMENT TYPE IS AS FOLLOWS:
B. JS-1 SINGLE COMPONENT SILICONE
1. DOW CORNING 791
2. GE SILICONES SILPURFLM SCS2700
3. PECORA 865
C. JS-2 SINGLE COMPONENT SILICONE
1. DOW CORNING 791
2. GE SILICONES SILPURFLM SCS2700
3. PECORA 865
D. JS-3 SINGLE COMPONENT SILICONE
1. DOW CORNING 890-SL
2. PECORA 300 PAVEMENT SEALANT (NONSAG)
E. JS-4 SINGLE COMPONENT SILICONE
1. DOW CORNING 890-SL
2. PECORA 300 PAVEMENT SEALANT (NONSAG)
F. JS-5 SINGLE COMPONENT SILICONE
1. DOW CORNING 786 MILDEW RESISTANT
2. GE SILICONES SANITARY SCS1700
3. PECORA 860

SITE NUMBER:	07588
BASE MODEL:	CONVERSION
ASSET TYPE:	FRANCHISE
CLASSIFICATION:	REFRESH
OWNER:	JARO FOODS
BASE VERSION:	2015 OCT 16
UPGRADE CLASSIFICATION:	STANDARD
PROJECT YEAR:	2015
FURNITURE PACKAGE:	2015
DESIGN BULLETINS:	

Wallin • Gomez Architects, Ltd.

711 South Dearborn Street
Suite 606
Chicago, IL 60605

Tel: 312-427-4702
Fax: 312-427-6611
e-mail: admin@wgalt.com

Wendy's
STORE #07588
747 SOUTH STATE ROAD 135
GREENWOOD, IN

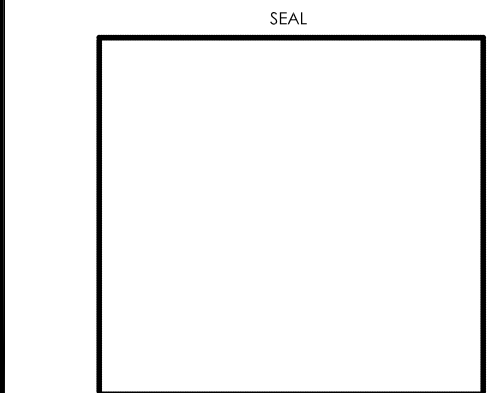
REV.	DATE	DESCRIPTION
	01-08-16	ISSUED FOR PERMIT & BID

PLOT DATE 1/8/2016
PROJECT NUMBER 15130
DRAWN BY CL/KH
CHECKED BY DJW

NOTICE: THIS DOCUMENT CONTAINS PROPRIETARY INFORMATION. IT SHALL NOT BE USED OR REPRODUCED OR ITS CONTENTS DISCLOSED, IN WHOLE OR IN PART WITHOUT THE PRIOR WRITTEN CONSENT OF WALLIN / GOMEZ ARCHITECTS, LTD.

THESE DRAWINGS HAVE BEEN PREPARED AT AND/OR UNDER MY SUPERVISION AND TO THE BEST OF MY KNOWLEDGE AND BELIEF CONFORM AND COMPLY WITH THE REQUIREMENTS OF THE DEPARTMENT OF BUILDING AND CODES HAVING JURISDICTION.

STATE OF INDIANA
AP16060637
REGISTERED ARCHITECT
DONALD J. WALLIN
EXPIRATION DATE: 12/31/2017



SHEET NAME
SPECIFICATIONS

SHEET NUMBER
SP1

DIVISION 8 - OPENINGS

ALUMINUM ENTRANCE DOORS, STOREFRONT

DOORS AND WINDOWS SHALL HAVE PRODUCT LABELS INDICATING U-VALUE, SHGC AND AIR LEAKAGE RATE IN COMPLIANCE WITH LATEST ENERGY CODES. ALLOWED AIR LEAKAGE SHALL NOT EXCEED 1.0 CFM/FT² FOR GLAZED DOORS AND 0.3 CFM/FT² FOR WINDOWS.

- A. SYSTEMS: REFER TO EXTERIOR MATERIALS AND FINISHES SCHEDULE ON DRAWINGS.
- B. DOORS SHALL BE "350 MEDIUM STYLE" DOOR, MANUFACTURED BY US ALUMINUM.
- C. HARDWARE FOR ENTRANCE DOORS: SEE HARDWARE SCHEDULE ON DRAWINGS.
- D. EXPOSED ALUMINUM MATERIAL SHALL BE KAWNEER #40 DARK BRONZE, OR US ALUMINUM DARK BRONZE OR OLD CASTLE DARK BRONZE. HARDWARE SHALL MATCH.
- E. MISCELLANEOUS TRIMS, SHAPES, SPACERS, AND ADAPTERS AS REQUIRED.

GLAZING

A. EXTERIOR GLASS SHALL BE 1" INSULATED (UNLESS NOTED OTHERWISE) WITH U-VALUE AND SHGC AS NOTED ON EXTERIOR ELEVATIONS. SEE THE FINISH SCHEDULE FOR COLOR. GLAZING MUST MEET SAFETY CODES AS REQUIRED. GLASS MUST HAVE 5-YEAR WARRANTY AGAINST SEAL FAILURE.

- 1. GLASS THICKNESSES: SELECT MIN. GLASS THICKNESSES PER ASTM E 1300, PER FOLLOWING REQUIREMENTS:
 - a. SPECIFIED DESIGN WIND LOADS: DESIGN WIND LOADS APPLICABLE TO PROJECT FROM BASIC WIND SPEED - IN MILES PER HOUR (METERS PER SECOND) AT 33 FEET (10 M) ABOVE GRADE, ACCORDING TO ASCE 7, "MINIMUM DESIGN LOADS FOR BUILDINGS AND OTHER STRUCTURES": SECTION 6.4.2, "ANALYTIC PROCEDURE," BASED ON MEAN ROOF HEIGHTS ABOVE GRADE INDICATED ON DRAWINGS.
 - b. PROBABILITY OF BREAKAGE FOR VERTICAL GLAZING: 8 LITES PER 1000 FOR LITES SET VERTICALLY OR NOT MORE THAN 15 DEGREES OFF VERTICAL AND UNDER WIND ACTION.
 - 1) LOAD DURATION: 60 SECONDS OR LESS.
 - c. MINIMUM GLASS THICKNESS FOR EXTERIOR LITES: NOT LESS THAN 6 MM.
 - d. THICKNESS OF TINTED AND HEAT-ABSORBING GLASS:
 - 1) PROVIDE THE SAME THICKNESS FOR EACH TINT COLOR INDICATED THROUGHOUT PROJECT.
- B. PRODUCTS AND MANUFACTURERS
 - 1. AVAILABLE PRODUCTS: SUBJECT TO COMPLIANCE WITH REQUIREMENTS, PRODUCTS THAT MAY BE INCORPORATED INTO THE WORK INCLUDE, BUT ARE NOT LIMITED TO, THE PRODUCTS INDICATED IN SCHEDULES ON THE DRAWINGS.
- C. PRIMARY FLOAT GLASS
 - 1. ASTM C 1036, TYPE I (TRANSPARENT GLASS, FLAT), QUALITY Q3 (GLAZING SELECT); CLASS I (CLEAR).
- D. HEAT-TREATED FLOAT GLASS
 - 1. ASTM C 1048; TYPE I (TRANSPARENT GLASS, FLAT); QUALITY Q3 (GLAZING SELECT); CLASS, KIND, AND CONDITION AS INDICATED.
- E. INSULATING GLASS
 - 1. PREASSEMBLED UNITS CONSISTING OF SEALED LITES OF GLASS SEPARATED BY A DEHYDRATED INTERSPACE, AND COMPLYING WITH ASTM E 774 FOR GLASS CBA UNITS AND WITH REQUIREMENTS SPECIFIED IN THIS ARTICLE.
 - a. PROVIDE KIND HS (HEAT-STRENGTHENED) FLOAT GLASS IN PLACE OF ANNEALED GLASS WHERE NEEDED TO RESIST THERMAL STRESSES INDUCED BY DIFFERENTIAL SHADING OF INDIVIDUAL GLASS LITES AND TO COMPLY WITH GLASS DESIGN REQUIREMENTS SPECIFIED IN "PERFORMANCE REQUIREMENTS" ARTICLE. PROVIDE KIND FT (FULLY TEMPERED) WHERE SAFETY GLASS IS INDICATED.
 - 2. OVERALL UNIT THICKNESS AND THICKNESS OF EACH LITE: DIMENSIONS INDICATED IN THE GLASS SCHEDULE ARE NOMINAL AND THE OVERALL THICKNESSES OF UNITS MEASURED PERPENDICULARLY FROM OUTER SURFACES OF GLASS LITES AT UNIT'S EDGE.
 - 3. SEALING SYSTEM: DUAL SEAL, WITH PRIMARY AND SECONDARY SEALANTS AS FOLLOWS:
 - a. RETAIN ONE SEALANT SYSTEM BELOW OR REVISE TO INSERT OTHER COMBINATIONS; CORRELATE WITH PRODUCTS/MANUFACTURERS SELECTED.
 - 1) MANUFACTURER'S STANDARD SEALANTS.
 - 4. SPACER SPECIFICATIONS: MANUFACTURER'S STANDARD SPACER MATERIAL AND CONSTRUCTION COMPLYING WITH THE FOLLOWING REQUIREMENTS:
 - a. ALUMINUM WITH DARK BRONZE COLOR-ANODIZED FINISH.
 - b. DESICCANT: MOLECULAR SIEVE OR SILICA GEL, OR BLEND OF BOTH.
 - c. CORNER CONSTRUCTION: MANUFACTURER'S STANDARD CORNER CONSTRUCTION.
 - 5. LOW E - SPUTTER-COATED FLOAT GLASS; ASTM C1376 APPLIED TO SURFACE #2.

- F. MISCELLANEOUS GLAZING MATERIALS
 - 1. GENERAL: PROVIDE PRODUCTS OF MATERIAL, SIZE, AND SHAPE COMPLYING WITH REFERENCED GLAZING STANDARD, REQUIREMENTS OF MANUFACTURERS OF GLASS AND OTHER GLAZING MATERIALS FOR APPLICATION INDICATED, AND WITH A PROVEN RECORD OF COMPATIBILITY WITH SURFACES CONTACTED IN INSTALLATION.
 - 2. CLEANERS, PRIMERS, AND SEALERS: TYPES RECOMMENDED BY SEALANT OR GASKET MANUFACTURER.
 - 3. SETTING BLOCKS: ELASTOMERIC MATERIAL WITH A SHORE TYPE A DUROMETER HARDNESS OF 85, +/- 5.
 - 4. SPACERS: ELASTOMERIC BLOCKS OR CONTINUOUS EXTRUSIONS WITH A SHORE TYPE A DUROMETER HARDNESS REQUIRED BY GLASS MANUFACTURER TO MAINTAIN GLASS LITES IN PLACE FOR INSTALLATION INDICATED.
 - 5. EDGE BLOCKS: ELASTOMERIC MATERIAL OF HARDNESS NEEDED TO LIMIT GLASS LATERAL MOVEMENT (SIDE WALKING).

H. FABRICATION OF GLASS AND OTHER GLAZING PRODUCTS

- 1. FABRICATE GLASS AND OTHER GLAZING PRODUCTS IN SIZES REQUIRED TO GLAZE OPENINGS INDICATED FOR PROJECT, WITH EDGE AND FACE CLEARANCES, EDGE AND SURFACE CONDITIONS, AND BITE COMPLYING WITH WRITTEN INSTRUCTIONS OF PRODUCT MANUFACTURER AND REFERENCED GLAZING STANDARD, TO COMPLY WITH SYSTEM PERFORMANCE REQUIREMENTS.
- 2. GRIND SMOOTH AND POLISH EXPOSED GLASS EDGES.

I. EXAMINATION

- 1. EXAMINE FRAMING GLAZING, WITH INSTALLER PRESENT, FOR COMPLIANCE WITH THE FOLLOWING:
 - a. MANUFACTURING AND INSTALLATION TOLERANCES, INCLUDING THOSE FOR SIZE, SQUARENESS, AND OFFSETS AT CORNERS.
 - b. PRESENCE AND FUNCTIONING OF WEEP SYSTEM.
 - c. MINIMUM REQUIRED FACE OR EDGE CLEARANCES.
 - d. EFFECTIVE SEALING BETWEEN JOINTS OF GLASS-FRAMING MEMBERS.
- 2. PROCEED WITH INSTALLATION ONLY AFTER UNSATISFACTORY CONDITIONS HAVE BEEN CORRECTED.

J. PREPARATION

- 1. CLEAN GLAZING CHANNELS AND OTHER FRAMING MEMBERS RECEIVING GLASS IMMEDIATELY BEFORE GLAZING. REMOVE COATINGS NOT FIRMLY BONDED TO SUBSTRATES.

K. GLAZING, GENERAL

- 1. COMPLY WITH COMBINED WRITTEN INSTRUCTIONS OF MANUFACTURERS OF GLASS, SEALANTS, GASKETS, AND OTHER GLAZING MATERIALS, UNLESS MORE STRINGENT REQUIREMENTS ARE INDICATED, INCLUDING THOSE IN REFERENCED GLAZING PUBLICATIONS.
- 2. GLAZING CHANNEL DIMENSIONS, AS INDICATED ON DRAWINGS, PROVIDE NECESSARY BITE ON GLASS, MINIMUM EDGE AND FACE CLEARANCES, AND ADEQUATE SEALANT THICKNESSES, WITH REASONABLE TOLERANCES. ADJUST AS REQUIRED BY PROJECT CONDITIONS DURING INSTALLATION.
- 3. PROTECT GLASS EDGES FROM DAMAGE DURING HANDLING AND INSTALLATION. REMOVE DAMAGED GLASS FROM PROJECT SITE AND LEGALLY DISPOSE OF OFF PROJECT SITE. DAMAGED GLASS IS GLASS WITH EDGE DAMAGE OR OTHER IMPERFECTIONS THAT, WHEN INSTALLED, COULD WEAKEN GLASS AND IMPAIR PERFORMANCE AND APPEARANCE.
- 4. APPLY PRIMERS TO JOINT SURFACES WHERE REQUIRED FOR ADHESION OF SEALANTS, AS DETERMINED BY PRECONSTRUCTION SEALANT-SUBSTRATE TESTING.
- 5. INSTALL SETTING BLOCKS IN SILL RABBETS, SIZED AND LOCATED TO COMPLY WITH REFERENCED GLAZING PUBLICATIONS, UNLESS OTHERWISE REQUIRED BY GLASS MANUFACTURER. SET BLOCKS IN THIN COURSE OF COMPATIBLE SEALANT SUITABLE FOR HEEL BEAD.
 - DO NOT EXCEED EDGE PRESSURES PER GLASS MANUFACTURERS FOR INSTALLING GLASS LITES.
 - a. PROVIDE SPACERS FOR GLASS LITES WHERE THE LENGTH PLUS WIDTH IS LARGER THAN 50 INCHES: LOCATE SPACERS DIRECTLY OPPOSITE EACH OTHER ON BOTH INSIDE AND OUTSIDE FACES OF GLASS. INSTALL CORRECT SIZE AND SPACING TO PRESERVE REQUIRED FACE CLEARANCES, UNLESS GASKETS AND GLAZING TAPES ARE USED THAT HAVE DEMONSTRATED ABILITY TO MAINTAIN REQUIRED FACE CLEARANCES AND TO COMPLY WITH SYSTEM PERFORMANCE REQUIREMENTS.
 - b. PROVIDE 1/8-INCH (3-MM) MINIMUM BITE OF SPACERS ON GLASS AND USE THICKNESS EQUAL TO SEALANT WIDTH. WITH GLAZING TAPE, USE THICKNESS LESS THAN FINAL THICKNESS OF TAPE.
- 7. PROVIDE EDGE BLOCKING WHERE INDICATED OR NEEDED TO PREVENT GLASS LITES FROM MOVING SIDEWAYS IN GLAZING CHANNEL, AS RECOMMENDED IN WRITING BY GLASS MANUFACTURER AND ACCORDING TO REQUIREMENTS IN REFERENCED GLAZING PUBLICATIONS.

DIVISION 9 - FINISHES

NOTE: IT IS THE CONTRACTOR'S RESPONSIBILITY TO DETERMINE USE OF "CLASS A" OR "CLASS C" MATERIAL.

FLOOR AND WALL TILE INSTALLATION

- A. PROVIDE TILE WORK COMPLETE IN PLACE AS INDICATED ON DRAWINGS, SPECIFIED HEREIN.
- B. TILE WORK SHALL BE SUBJECT TO PERFORMANCE STANDARDS AS SET BY THE AMERICAN NATIONAL STANDARDS INSTITUTE (ANSI) SPECIFICATION A-137J-80 FOR CERAMIC TILE OR CTI-69-5 FOR SPECIAL PURPOSE TILE AND THE TILE COUNCIL OF AMERICA (TCA) CURRENT HANDBOOK FOR CERAMIC TILE INSTALLATION.
- C. DELIVER MATERIAL TO THE JOB SITE AND STORE IN ORIGINAL UNOPENED CARTONS WITH LABELS INTACT AND LEGIBLE.
- D. TILE SHOULD BE STORED IN A DRY COVERED AREA.
- E. TILE SHALL BE STANDARD GRADE IN ACCORDANCE WITH SPECIFICATIONS PUBLISHED BY ANSI A-137J-80 FOR CERAMIC TILE OR CTI-69-5 FOR SPECIAL PURPOSE TILE.
 - 1. EXTERIOR DECORATIVE WALL TILE: SEE FINISH SCHEDULE.
 - 2. INTERIOR FLOOR TILE: SEE FINISH SCHEDULE.
- F. TILE SETTING, GROUTING MATERIALS, AND WATERPROOFING MEMBRANE:
 - 1. BASIS-OF-DESIGN: LATICRETE INTERNATIONAL, INC.
 - 2. APPROVED EQUAL: MAPEI CORPORATION.
- G. [MR-1] MEDIUM BED, MODIFIED-PORTLAND CEMENT THIN SET MORTAR: ISO 13007; C2EP1 / C2TESIPA AND ANSI A118.15 AND CAPABLE OF BEING INSTALLED UP TO 1/4-INCH THICK.
 - 1. PRODUCTS: LATICRETE: 4XL1 OR MAPEI: ULTRA FLEX LFT.
- H. [MR-2] MODIFIED-PORTLAND CEMENT THIN SET MORTAR: ISO 13007; C2EP1 / C2TESIPA AND ANSI A118.15.
 - 1. PRODUCTS: LATICRETE: 254 PLATINUM THINSET OR MAPEI: ULTRA FLEX 2.
- I. [MR-3] FREEZE-THAW REGIONS - FAST SETTING, SECOND GENERATION, TWO-COMPONENT MORTAR CONSISTING OF LATEX ADDITIVE AND MORTAR; COMPLY WITH ANSI A118.4 AND ISO 13007 CLASSIFICATION: C2FS2P2.
 - 1. PRODUCTS: LATICRETE: 4XL1 RAPID OR MAPEI: GRANDI-RAPID.
- J. [MR-4] MODERATE REGIONS (NOT SUBJECT TO FREEZE-THAW CONDITIONS) FAST SETTING SINGLE COMPONENT POLYMER MODIFIED THIN SET MORTAR; COMPLY WITH ANSI A118.4 AND ISO 13007 CLASSIFICATION: C2FS1P1.
 - 1. PRODUCTS: LATICRETE: 4XL1 RAPID OR MAPEI: ULTRA FLEX LFT.
- K. [GR-1] POLYMER-MODIFIED HIGH PERFORMANCE CEMENT TILE GROUT: ISO 13007; CG-2WAF AND ANSI A118.7.
 - 1. PRODUCTS: FOR JOINTS 1/8-INCH OR WIDER (SANDED GROUT): LATICRETE: PERMACOLOR OR MAPEI: ULTRACOLOR PLUS.
 - 2. COLORS: SEE INTERIOR AND EXTERIOR FINISH SCHEDULES.
- L. [GR-2] CHEMICAL RESISTANT, WATER-CLEANABLE, INDUSTRIAL GRADE, TILE-GROUTING EPOXY: ISO 13007; R2 AND ANSI A118.5, RESISTANT TO ENZYMIC CLEANERS, TEMPERATURE RESISTANT; PRODUCT CAPABLE OF WITHSTANDING CONTINUOUS AND INTERMITTENT EXPOSURE TO TEMPERATURES OF UP TO 140 DEG F AND 212 DEG, RESPECTIVELY, AND CERTIFIED IN WRITING BY MANUFACTURER FOR INTENDED USE.
 - 1. PRODUCTS: LATICRETE: SPECTRALOCK 2000 IG OR MAPEI: KERAPOXY IEG.
 - 2. COLORS: SEE INTERIOR FINISH SCHEDULE.
- M. [GR-3] WATER-CLEANABLE, TILE-GROUTING EPOXY: ISO 13007; RG AND ANSI 118.5.
 - 1. PRODUCTS: LATICRETE: SPECTRA LOCK PRO (USE SPECTRALOCK 2000 IG IF USING ENZYMIC CLEANERS) OR MAPEI: KERAPOXY CO.
 - 2. COLORS: SEE INTERIOR FINISH SCHEDULE.
- N. [WM-1] INTERIOR WATERPROOFING MEMBRANE: COMPLY WITH ANSI A118.10, ADJOINING FLOOR AND WALL AREAS AT MOP SINK LOCATIONS OR WHERE INDICATED ON DRAWINGS, AND ELSEWHERE AS REQUIRED FOR WATERPROOFING TILE ASSEMBLY AS SPECIFIED IN ANSI A108.13.
 - 1. PRODUCTS: LATICRETE: HYDROBAN OR MAPEI: AQUA DEFENSE.
- O. [WM-2] EXTERIOR WATERPROOFING MEMBRANE: FLEXIBLE WATERPROOFING MEMBRANE.
 - 1. PRODUCTS: LATICRETE: HYDROBAN OR MAPEI: MAPELASTIC 315; MAPELASTIC FIBERGLASS MESH.
- P. THRESHOLDS: PROVIDE THRESHOLDS TO ADJUST BETWEEN TILE AND OTHER FLOOR FINISHES.

- Q. ACCEPTABILITY OF SURFACES: SURFACES TO BE TILED SHALL BE SMOOTH AND LEVEL FOR MORTAR BED AT THE REQUIRED FINISH ELEVATION, AND A STEEL TROWEL FINISH WITH A LIGHT BROOM TEXTURED FINISH WITHOUT MORE THAN THE FOLLOWING MAXIMUM VARIATIONS:
 - 1. PORTLAND CEMENT MORTAR: WALLS AND CEILINGS - 1/4" IN 8'; FLOORS - 1/8" IN 10'-0".
 - 2. DRY SET, LATEX AND CEMENT MORTARS: WALLS AND CEILINGS - 1/8" IN 8'; FLOORS - 1/8" IN 10'-0".

- R. PREPARATION: PRIOR TO THE START OF LAYING TILE, SWEEP OR VACUUM AND WASH SURFACES TO BE COVERED. SURFACE SHOULD BE FREE FROM COATING, CURING COMPOUNDS, OIL, GREASE, WAX AND DUST.
- S. JOB CONDITIONS: A MINIMUM TEMPERATURE OF 50 DEGREES F (10 DEGREES C) SHOULD BE MAINTAINED DURING TILE WORK AND FOR SEVEN (7) DAYS THEREAFTER. PROVIDE ADEQUATE LIGHTING FOR GOOD GROUTING AND CLEAN-UP.
- T. LAYOUT OF WORK: INTERIOR WALL AND FLOOR FINISH LAYOUTS AND PATTERNS FOR KITCHEN, RESTROOMS AND DINING ROOM SHALL BE AS SHOWN ON INTERIOR ELEVATIONS AND FLOOR TILE PLAN. REFER TO THE FINISH SCHEDULE. DETERMINE LOCATIONS OF MOVEMENT (EXPANSION) JOINTS BEFORE STARTING TILE WORK. LAYOUT TILE WORK SO AS TO MINIMIZE CUTS LESS THAN ONE HALF-TILE IN SIZE. LOCATE CUTS IN BOTH WALLS AND FLOORS SO AS TO BE LEAST CONSPICUOUS.

- U. SETTING METHODS: SET TO TILE COUNCIL OF AMERICA SPECIFICATIONS WALLS W242-98 AND FLOORS F113-98.

- V. GROUTING: FOLLOW MANUFACTURER'S RECOMMENDATIONS AS TO GROUTING PROCEDURES AND PRECAUTIONS. REMOVE GROUT HAZE, OBSERVING GROUT MANUFACTURER'S RECOMMENDATIONS AS TO THE USE OF VARIOUS CLEANERS. FLOOR TILE GROUT TO BE 1/4" WIDE; WALL TILE GROUT TO BE 1/16" WIDE.
- W. FINISHING: THOROUGHLY RINSE TILE WORK. USE NEUTRAL CLEANER WITH ABRASIVE ADDITIVE (WALTER G. LEGG'S "TEKSPAR" OR EQUAL) FOR FINAL CLEANING. ACID CLEANERS ARE NOT RECOMMENDED EXCEPT AS NOTED.
 - 1. USE MIXTURE OF 75% WATER AND 25% MAPEI KARACLEAN TO CLEAN TILE SURFACE (EQUAL LATICRETE TILE CLEANER 1:3 DILUTION RATIO). APPLY AND BUFF.
 - 2. USE PHOSPHORIC ACID OR SULFAMIC ACID ONLY FOR REMOVAL OF GROUT RESIDUE. DO NOT USE MURIATIC ACID.

GYPSUM DRYWALL

- A. FURNISH MATERIAL AND LABOR NECESSARY TO PROVIDE FINISHED DRYWALL SURFACES IN AREAS SCHEDULED TO RECEIVE THIS FINISH ON THE DRAWINGS. TAPE, SPACKLE AND SAND SURFACES TO RECEIVE PAINT. REPEAT AS REQUIRED.
- B. DRYWALL OVER FURRING AND WOOD STUDS SHALL BE 5/8" FIRECODE GYPSUM. MATERIALS SHALL BE STANDARD PRODUCTS MANUFACTURED BY US GYPSUM, NATIONAL GYPSUM OR GOLD BOND GYPSUM COMPANY.

SUSPENDED CEILING SYSTEM

- A. FURNISH MATERIALS AND LABOR TO PROVIDE A COMPLETE SUSPENDED CEILING INCLUDING CEILING TILE, HANGERS, GRID TEES, AND MOLDINGS.
- B. ACOUSTICAL CEILING MATERIALS IN THE DINING ROOM AT THE PERIMETER CEILING, RE: CT-2 ON FINISH SCHEDULE.
- C. ACOUSTICAL CEILING MATERIALS IN THE DINING ROOM AT CENTRAL ACCENT CEILINGS, RE: CT-3 ON FINISH SCHEDULE.
- D. CEILING IN THE KITCHEN, RE: CT-1 ON FINISH SCHEDULE.
- E. THE CEILING IN THE RESTROOMS SHALL BE SMOOTH, PAINTED GYPSUM DRYWALL.
 - 1. COLOR: SEE THE FINISH SCHEDULE.
- F. THE CEILING SOFFITS IN THE DINING AREA SHALL BE SMOOTH, PAINTED GYPSUM DRYWALL.
 - 1. COLOR: SEE THE FINISH SCHEDULE.

WALLCOVERING

- A. WALLCOVERINGS INDICATED ON THE DRAWINGS TO BE SUPPLIED BY APPROVED SUPPLIERS AND INSTALLED BY GENERAL CONTRACTOR. REFER TO THE FINISH SCHEDULE FOR MATERIAL SPECIFICATIONS. (CONTRACTOR TO VERIFY QUANTITIES PRIOR TO START OF CONSTRUCTION).
- B. PREPARATION: SURFACES MUST BE STRUCTURALLY SOUND, SMOOTH, CLEAN AND DRY. MOISTURE CONTENT OF WALLS SHOULD NOT EXCEED (5%) 5-PERCENT.
- C. DRYWALL SURFACES MUST BE FINISHED AS TO RECEIVE PAINT. APPLY ONE COAT OF A WATER BASED PRIMER SUCH AS ZINSSER SHELDZ #2501 VINYL PRIMER TO SEAL AND SIZE THE SURFACE.
- D. INSTALLATION: APPLY VINYL WALLCOVERINGS USING A PRE-MIXED VINYL ADHESIVE WITH MILDEW INHIBITOR (ZINSSER SURE GRIP-122, #2881 OR EQUAL). BRUSH OR ROLL ADHESIVE UNIFORMLY GIVING ATTENTION TO EDGES. USE APPROXIMATELY ONE GALLON PER 10-12 LINEAR YARDS. PASTE AND ROLL, ALLOWING MATERIAL TO STAND FOR AT LEAST FIVE MINUTES. HANG ON WALL USING BUTT PROCEDURE. ROLL SEAMS LIGHTLY AND SMOOTH OUT BUSTERS AS REQUIRED.

NON-TILE FIBERGLASS REINFORCED POLYESTER (FRP) PANELS

- A. NON TILE WALL FINISH FRP (FOOF PREP AREA): SEE FINISH SCHEDULE.
- B. TEXTURED FIBERGLASS REINFORCED POLYESTER (FRP) PANELS SANITARY WALL SYSTEMS TO BE FRP PANEL. INSTALL 4'x9'x1/8 PANEL WITH HARMONIZING PVC MOLDINGS, ADHESIVE AND SEALANTS IN STRICT ACCORDANCE WITH MANUFACTURERS WRITTEN INSTALLATION INSTRUCTIONS, AS MANUFACTURED BY MARLITE OR KEMLITE GLASBOND.
- C. NON-TILE WALL FINISH (DINING ROOM AREA): SEE FINISH SCHEDULE.

PAINTING

- A. PROVIDE MATERIALS, LABOR, TOOLS AND EQUIPMENT REQUIRED TO COMPLETE THE PAINTING OF BUILDING AS SPECIFIED.
- B. WORKMANSHIP:
 - 1. MATERIALS SHALL BE APPLIED FREE FROM RUNS, SACS, WRINKLES, STREAKS, SHINERS AND BRUSH MARKS.
 - 2. MATERIALS SHALL BE APPLIED UNIFORMLY. IF REDUCTION OF THE COATINGS VISCOSITY IS NECESSARY, IT SHALL BE DONE IN ACCORDANCE WITH THE MANUFACTURER'S LABEL DIRECTIONS.
 - 3. NEW PLASTER AND OTHER MASONRY SURFACES SHALL NOT BE PRIMED UNTIL IT HAS BEEN DETERMINED THESE SUBSTRATES HAVE DRIED SUFFICIENTLY TO SAFELY ACCEPT PAINT. A RELIABLE ELECTRONIC MOISTURE METER SHOULD BE USED TO MAKE THIS DETERMINATION. UNACCEPTABLE MOISTURE CONTENT SHOULD BE REPORTED TO THE ARCHITECT OR HIS REPRESENTATIVE.
 - 4. A MINIMUM INTERIOR TEMPERATURE OF 65 DEGREES F SHALL BE MAINTAINED DURING THE ACTUAL APPLICATION AND DRYING OF THE PAINT, AND UNTIL OCCUPANCY OF THE BUILDING OCCURS. ADEQUATE VENTILATION SHALL BE MAINTAINED TO CONTROL EXCESSIVE HUMIDITY WHICH WILL ADVERSELY AFFECT THE CURING OF COATINGS. THE GENERAL CONTRACTOR IS SOLELY RESPONSIBLE FOR MAINTAINING SUITABLE TEMPERATURES AND VENTILATION.
 - 5. BEFORE PAINTING BEGINS, VERIFY WORK THAT CREATES DUST OR DEBRIS HAS BEEN COMPLETED. THE ROOMS OR AREAS ARE TO BE LEFT IN BROOM CLEAN CONDITION.
 - 6. ENAMEL AND VARNISH UNDERCOATS ARE TO BE SANDED PRIOR TO THE RECOATING. TOP AND BOTTOMS OF DOORS ARE TO BE FINISHED IN THE SAME MANNER AS DOOR FACING.
 - 7. NO EXTERIOR PAINTING SHALL BE UNDERTAKEN IF AIR OR SURFACE TEMPERATURE IS BELOW 50 DEGREES F, NOR IMMEDIATELY FOLLOWING RAIN OR UNTIL FROST, DEW OR CONDENSATION HAS EVAPORATED. SURFACES SHOULD ALWAYS BE TESTED WITH MOISTURE METER BEFORE PROCEEDING.
- C. PREPARATION OF SURFACES:
 - 1. DO NOT COMMENCE WORK UNTIL SURFACE IS IN PROPER CONDITION.
 - 2. SURFACES ARE TO BE CLEAN. IF FOR ANY REASON THE SURFACE CANNOT BE CLEANED, THIS CONDITION SHALL BE PROMPTLY REPORTED TO THE GENERAL CONTRACTOR AND OWNER.
 - 3. THE PRIME COAT SHOULD BE APPLIED SOON AFTER SURFACE PREPARATION HAS BEEN COMPLETED, TO PREVENT CONTAMINATION OF THE SUBSTRATE.
- D. INSPECTION: WORK NOT CONFORMING TO THE SPECIFICATIONS OR NOT MEETING WITH THE APPROVAL OF THE OWNER, SHALL BE REMOVED OR CORRECTED AND/OR REPAINTED AS APPROVED BY THE OWNER.

PAINT SCHEDULE

- A. EXTERIOR ITEMS: REFER TO EXTERIOR FINISH SCHEDULE.
- B. INTERIOR WOOD TRIM: EXISTING OR NEW INTERIOR WOOD TRIM TO BE FINISHED TO MATCH WALL FINISH. REFER TO FINISH SCHEDULE.

DIVISION 10 - SPECIALTIES

GENERAL SIGNAGE

- A. FOR BUILDING, FREE-STANDING PYLON, AND GROUND AND DIRECTIONAL SIGNS:
 - 1. NEW STORES: WHITE WENDY'S LETTERS ON RED BACKGROUND, POLES AND HARDWARE PAINTED PPG "BRILLIANT RED."
 - 2. REMODEL STORES: NEW SIGN FACE, BODY REPAINTED PPG "BRILLIANT RED."
- B. SIGNAGE INCLUDING MENU AND SPEAKER SIGNS SHALL BE FURNISHED BY OWNER AND INSTALLED BY LICENSED SIGN ERECTOR. SEE APPROVED SIGN MANUFACTURERS LIST.
- C. BUILDING SIGNS:
 - 1. COORDINATE BUILDING IDENTITY SIGNS WITH WENDY'S REGIONAL ENGINEER.
 - 2. SIGNS TO BE PROVIDED AND INSTALLED BY MANUFACTURER FROM APPROVED SIGN MANUFACTURERS LIST.
- D. MENU BOARDS (INTERIOR AND EXTERIOR): SEE LISTING OF APPROVED SIGN MANUFACTURERS.
 - 1. BUILDINGS REQUIRE:
 - a. ONE EXTERIOR BURGUNDY MENU BOARD WITH ORDER CONFIRMATION SYSTEM WITHIN SPEAKER PEDESTAL.
 - b. ONE INTERIOR MENU BOARD, SOFFIT MOUNTED:
 - 1) FOUNDER'S LITE DESIGN ONLY: ONE BACKLIT BURGUNDY 8 PANEL MENU BOARD.
 - 2) FRESH, SIMPLE AND FOUNDER'S DESIGNS: ONE FRAMED MAGNETIC 7 PANEL MENU BOARD. (SEE FINISH SCHEDULE FOR FRAME AND MAGNETIC STRIP COLOR)

ROOM IDENTIFICATION SIGN

- A. IDENTIFICATION SIGNS FURNISHED BY OWNER AND INSTALLED BY GENERAL CONTRACTOR. PRODUCED BY SIGN MANUFACTURER.

A.D.A. RESTROOM IDENTIFICATION SIGN

- A. SIGN SHALL BE 6" X 8" BEIGE WITH CONTRASTING BROWN ICONS IN COMPLIANCE WITH CURRENT ADAAG STANDARDS SECTION 703. SIGN SHALL BE MOUNTED ON WALL (LATCH SIDE OF DOOR).

TOILET COMPARTMENTS

- A. FLOOR MOUNTED, OVERHEAD BRACED STAINLESS STEEL TOILET PARTITIONS; ACCURATE PARTITIONS CORP.
 - 1. URINAL SCREEN STYLE: WALL HUNG.
 - 2. HARDWARE: HEAVY DUTY STAINLESS STEEL TAMPER-RESISTANT FASTENERS.
 - a. HINGES: CONTINUOUS PIANO HINGES.
 - b. LATCH AND KEEPER: SURFACE MOUNTED SLIDE WITH ADA PADDLE HANDLES AT ACCESSIBLE STALLS.
 - c. DOOR PULLS: STANDARD UNITS.
 - d. BRACKETS: CONTINUOUS STAINLESS STEEL.
 - B. FINISH: SATIN FINISH.
 - C. PROVIDE BLOCKING IN THE WALLS WHERE REQUIRED FOR TOILET PARTITION ATTACHMENT.
 - D. INSTALL PARTITIONS ACCURATELY PER ADA REQUIREMENTS.

PUBLIC RESTROOM ACCESSORIES

- A. TOILET ROOM ACCESSORIES TO BE PROVIDED AND INSTALLED BY THE GENERAL CONTRACTOR. SEE PROJECT DRAWINGS FOR ACCESSORY SPECIFICATION AND LOCATIONS.
 - 1. OPTIONAL WHERE REQUIRED BY LOCAL AUTHORITIES: HAND DRYER: XLERATOR #XL-SB HAND DRYER WITH ADA COMPLIANCE RECESS KIT. FURNISHED BY OWNER AND INSTALLED BY CONTRACTOR.

WALL DECOR

- A. FRAMED ARTWORK TO BE MOUNTED TO WALLS WITH CONCEALED SECURITY HARDWARE SUPPLIED WITH DECOR. REFER TO "MISCELLANEOUS-FINISH SCHEDULE" AND WENDY'S REGIONAL ENGINEER FOR ALL DECOR ITEMS.
 - 1. MISCELLANEOUS ITEMS: FURNISHINGS: VERIFY ALL MATERIALS AND FINISHES WITH THE FINISH SCHEDULE AND WENDY'S REGIONAL ENGINEER.

STAINLESS STEEL CORNERS

- A. 18 GAUGE STAINLESS STEEL WRAP STYLE CORNER PROTECTORS IN KITCHEN AREA. INSTALL PRIOR TO FLOOR AND WALL TILE IN ACCORDANCE WITH LOCATIONS NOTED ON EQUIPMENT PLAN. SUPPLIED BY S&G METAL WORKS OR EQUAL, INSTALLED BY GENERAL CONTRACTOR.

REV.	DATE	DESCRIPTION
	01-08-16	ISSUED FOR PERMIT & BID


REV.	DATE	DESCRIPTION
	01-08-16	ISSUED FOR PERMIT & BID

PLT DATE	1/8/2016
PROJECT NUMBER	15130
DRAWN BY	CL/KH
CHECKED BY	DJW

NOTICE: THIS DOCUMENT CONTAINS PROPRIETARY INFORMATION. IT SHALL NOT BE USED OR REPRODUCED OR ITS CONTENTS DISCLOSED, IN WHOLE OR IN PART WITHOUT THE PRIOR WRITTEN CONSENT OF WALLIN / GOMEZ ARCHITECTS, LTD.

THESE DRAWINGS HAVE BEEN PREPARED AT AND / OR UNDER MY SUPERVISION AND TO THE BEST OF MY KNOWLEDGE AND BELIEF CONFORM AND COMPLY WITH THE REQUIREMENTS OF THE DEPARTMENT OF BUILDING AND CODES HAVING JURISDICTION.

STATE OF INDIANA
AR19500067
REGISTERED ARCHITECT
DONALD J. WALLIN
EXPIRATION DATE: 12/31/2017



SHEET NAME
SPECIFICATIONS

SHEET NUMBER
SP2

DIVISION 22 - PLUMBING

- A. PROVIDE LABOR, EQUIPMENT, AND MATERIALS NECESSARY TO EXECUTE THE PLUMBING WORK INDICATED ON THE DRAWINGS, AND AS REQUIRED BY LOCAL CODES AND ORDINANCES.
- B. INCLUDE PIPING; DOMESTIC HOT AND COLD WATER, SANITARY AND SUPPLY AND HOOK-UP OF FIXTURES SCHEDULED ON THE DRAWINGS; AND INSULATION OF DESIGNATED PIPING RUNS SHALL ALSO INCLUDE GAS PIPING AND EQUIPMENT CONNECTIONS WHERE REQUIRED.
- C. INCLUDE ITEMS, SUCH AS FITTINGS, ETC. NOT MENTIONED BUT UNDERSTOOD AS NECESSARY TO COMPLETE THE PLUMBING SYSTEM.
- D. WASTE, AND VENT PIPING TO BE OF MATERIAL APPROVED BY LOCAL CODES.
- E. PROVIDE CLEANOUTS FOR WASTE LINES AS SHOWN ON DRAWINGS, AND OF TYPE APPROVED BY LOCAL CODES.
- F. WATER SUPPLY PIPING BELOW GROUND SHALL BE TYPE K SOFT COPPER TUBING, (AVOID FITTINGS BELOW SLAB WHENEVER POSSIBLE). WATER SUPPLY PIPING ABOVE GROUND SHALL BE TYPE L HARD COPPER TUBING.
- G. PROVIDE FOR DRAINING WATER SYSTEM, AND CAP STUBS UNTIL FINISH WORK IS INSTALLED.
- H. PROVIDE STOPS ON WATER SUPPLIES TO EACH FIXTURE.
- I. INCLUDE GAS PIPING FOR HEATING SYSTEMS WITH GAS-FIRED EQUIPMENT. GAS PIPING SHALL BE STANDARD WEIGHT, BLACK STEEL PIPE, SCHEDULE 40. PIPING EXPOSED TO ATMOSPHERE OR RUN BELOW GRADE SHALL HAVE POLYETHYLENE PLASTIC COATING. GAS PIPING, FITTINGS AND INSTALLATION SHALL BE IN ACCORDANCE WITH REQUIREMENTS OF UTILITY COMPANY AND GOVERNING BODIES.
- J. INSULATE COLD AND HOT WATER PIPING WITH ARMSTRONG COMPANY ARMAFLEX "11" PIPE INSULATION. SEAL JOINTS WITH ARMSTRONG 520 ADHESIVE. IMPORTANT - HOLD COLD AND HOT WATER PIPING TO WARM SIDE OF INSULATION TO PROHIBIT FREEZING. INSULATION SHALL MEET FLAME SPREAD AND SMOKE DEVELOPED RATINGS REQUIRED BY LOCAL CODES.
- K. PLUMBING FIXTURES SHALL BE FURNISHED AND INSTALLED WHERE SHOWN ON THE DRAWINGS. FIXTURE FITTINGS AND EXPOSED FIXTURE PIPING SHALL BE BRASS CHROMIUM PLATED. TRAPS SHALL BE CAST BRASS. FIXTURES SHALL BE WHITE, FIXTURES SHALL BE AS MANUFACTURED BY AMERICAN STANDARD, KOHLER OR CRANE AND EQUAL IN ALL RESPECTS TO FIXTURES SPECIFIED. CLOSET SEATS SHALL BE BEMS.
- L. FIXTURES AND EQUIPMENT FIXTURES AND EQUIPMENT BY OTHERS. ROUGH-IN FINAL CONNECTIONS OF REQUIRED WASTE, VENT, AND WATER SUPPLY PIPING BY CONTRACTOR. SUPPLY PIPING SHALL BE VALVED.
- M. GUARANTEE WORK INSTALLED UNDER THE CONTRACT TO BE FREE FROM DEFECTIVE WORKMANSHIP OR MATERIALS, USUAL WEAR EXPECTED, AND SHOULD SUCH DEFECTS DEVELOP WITHIN A PERIOD OF ONE YEAR AFTER ACCEPTANCE OF THE BUILDING BY THE OWNER, THIS CONTRACTOR SHALL REPAIR AND/OR REPLACE DEFECTIVE ITEMS AND DAMAGE RESULTING FROM FAILURE OF THESE ITEMS, AT NO EXPENSE WHATSOEVER TO THE OWNER.
- N. BACKFLOW PREVENTOR TO BE INSTALLED WHEN REQUIRED BY LOCAL CODE AND IS TO BE PROVIDED BY AND INSTALLED BY THE CONTRACTOR.
- O. SUPPLY AND INSTALL PREMADE GAS COOKING EQUIPMENT MANIFOLD AS SHOWN IN DRAWINGS SUPPLIED BY S&G METAL WORKS.

DIVISION 23 - HEATING, VENTILATING & AIR CONDITIONING

- A. PROVIDE LABOR, MATERIALS AND EQUIPMENT NECESSARY TO COMPLETE THE HEATING AND VENTILATING WORK INDICATED ON THE DRAWINGS AND AS REQUIRED BY LOCAL CODES AND ORDINANCES.
- B. INCLUDED IN THIS SECTION IS WORK TO INSTALL ROOM VENTS AS SHOWN ON THE DRAWINGS.
- C. FURNISH AND INSTALL HEATING AND COOLING UNITS AS INDICATED ON THE DRAWINGS. HEATING AND VENTILATING UNITS INDICATED ON THE DRAWINGS AND HEREINAFTER SPECIFIED ARE DESIGNED TO MEET ASHRAE 90-65 BASED ON COLUMBUS, OHIO DESIGN CONDITIONS OF 93 DEG. F SUMMER AND 0 DEG. F WINTER.
- D. DIFFUSERS, REGISTERS, LOUVERS SHALL BE AS PER MODEL AND SIZE INDICATED ON DRAWINGS. NO SUBSTITUTES SHALL BE ACCEPTED UNLESS APPROVED BY THE OWNER OR ARCHITECT IN WRITING. DIFFUSERS AND LOUVERS NOT MEETING SPECIFICATION AS SHOWN ON DRAWINGS SHALL BE REPLACED AT CONTRACTOR'S EXPENSE.
- E. BEFORE FINAL ACCEPTANCE BY OWNER, AN OWNER'S REPRESENTATIVE SHALL CHECK ENTIRE HVAC SYSTEM AND SUBMIT A WRITTEN REPORT TO THE OWNER. FINAL BALANCE OF HVAC SYSTEM SHALL BE PERFORMED BY MECHANICAL CONTRACTOR. NO FINAL PAYMENT WILL BE MADE UNTIL THE ABOVE REPORT HAS BEEN RECEIVED AND HVAC SYSTEMS ARE IN BALANCE.
- F. WHERE REQUIRED BY GOVERNING ORDINANCES, PROVIDE FIRE DAMPERS CONFORMING TO NFPA 90A. SUPPLY DUCTS TO HAVE 1 1/2" (R-8 MIN) FIBERGLASS INSULATION. EXHAUST INSTALLATION SHALL CONFORM TO NFPA 96.
- G. WHERE REQUIRED, PROVIDE CLASS "B" GAS VENT FLUES COMPLETE WITH CAP, COLLAR AND FLASHING.
- H. INSTALL THERMOSTAT COMPLETE WITH NECESSARY WIRING AND CONTROLS, LOCATION AS INDICATED ON THE DRAWINGS. THERMOSTAT SHALL PROVIDE FOR AUTOMATIC AND MANUAL FAN OPERATION.
- I. INSTALL AND CONNECT THE COMPLETE SYSTEM IN STRICT ACCORDANCE WITH GOVERNING CODES, ORDINANCES AND THE LATEST CODES AND MANUALS OF THE NATIONAL WARM AIR HEATING AND AIR CONDITIONING ASSOCIATION.
- J. ADJUST CONTROLS AND EQUIPMENT FOR PROPER OPERATION. LUBRICATE AND CLEAN EQUIPMENT PRIOR TO ACCEPTANCE OF BUILDING OWNER.
- K. FURNISH THE OWNER WITH OPERATING MANUALS AND MAINTENANCE INSTRUCTIONS FOR EQUIPMENT INSTALLED.
- L. GUARANTEE WORK INSTALLED UNDER THE CONTRACT TO BE FREE FROM THE DEFECTIVE WORKMANSHIP AND MATERIALS, USUAL WEAR EXPECTED, AND SHOULD SUCH DEFECTS DEVELOP WITHIN A PERIOD OF ONE YEAR AFTER ACCEPTANCE OF THE BUILDING BY THE OWNER, REPAIR AND/OR REPLACE DEFECTIVE ITEMS AND DAMAGE RESULTING FROM FAILURE OF THESE ITEMS, AT NO EXPENSE WHATSOEVER TO THE OWNER.

DIVISION 26 - ELECTRICAL

- A. PROVIDE A COMPLETE ELECTRICAL SYSTEM AS INDICATED ON THE DRAWINGS AND DESCRIBED HEREIN.
- B. ELECTRIC WORK SHALL COMPLY WITH THE LATEST NATIONAL ELECTRIC CODE AS WELL AS STATE AND LOCAL GOVERNING CODES.
- C. PAY FOR PERMITS AND INSPECTIONS AND PROVIDE A CERTIFICATE OF INSPECTION.
- D. PROVIDE REQUIRED SERVICE AND EQUIPMENT GROUNDING SYSTEMS. THE CONDUIT SYSTEM SHALL BE ELECTRICALLY CONTINUOUS AND SHALL BE SAFELY GROUNDED AT THE DISTRIBUTION PANEL. DEVICES SHALL BE BONDED TO THE CONDUIT SYSTEM. PROVIDE A SEPARATE GROUNDING CONDUCTOR IN EACH CONDUIT, #12 MINIMUM OR AS SHOWN ON DRAWINGS.
- E. MATERIALS SHALL BE NEW WITH MANUFACTURER'S NAME PRINTED THEREON AND UNDERWRITER'S LABORATORY LISTED. THE SELECTION OF MATERIALS AND EQUIPMENT TO BE PROVIDED UNDER THIS CONTRACT SHALL BE IN STRICT ACCORDANCE WITH THE SPECIFICATIONS AND DRAWINGS.
- F. SUBMIT TO THE ARCHITECT FOR APPROVAL 8 COPIES OF EQUIPMENT AS FOLLOWS: PANELBOARDS, DISCONNECT SWITCHES AND LIGHTING FIXTURES.
- G. IDENTIFY DISCONNECT SWITCHES WITH LAMINATED PHENOLIC NAME PLATES WITH 1/4" MINIMUM HEIGHT LETTERS.
- H. PROVIDE POWER WIRING AND HOOK-UP FOR EACH MECHANICAL AND KITCHEN EQUIPMENT ITEM. MOUNT, PROVIDE WIRING, AND MAKE FINAL CONNECTIONS TO EQUIPMENT CONTROL PANELS (WHICH INCLUDE PREWIRED STARTERS, RELAYS, ETC.). FURNISH AND INSTALL STARTERS WHICH ARE NOT FURNISHED AS A PART OF MECHANICAL EQUIPMENT.
- I. PROVIDE DEVICES, WIRING AND HOOK-UP FOR THE EMERGENCY KITCHEN SHUTDOWN SYSTEM AS DESCRIBED AND SPECIFIED ON DRAWINGS. WIRING SHALL BE IN CONDUIT.
- J. DISCONNECT SWITCHES SHALL BE THE HEAVY DUTY TYPE IN NEMA 1 ENCLOSURE OR EQUAL BY SQUARE D OR ARROW-HART. SWITCHES SHALL BE QUICK-MAKE, QUICK-BREAK, EXTERNALLY OPERATED AND INTERLOCKED.
- K. SWITCHES SHALL BE 20 AMP HUBBELL 1221-1 SINGLE POLE OR 1223-1 THREE WAY. DUPLEX RECEPTACLES SHALL BE 20 AMP HUBBELL 5362-1. PASS AND SEYMOUR, ARROW-HART AND BRYANT SHALL BE CONSIDERED AS EQUAL. GROUND FAULT INTERRUPTING SHALL BE G.E. TQ1R115F. COVER PLATES SHALL BE SIERRA (PASS AND SEYMOUR). SWITCH PLATES TO BE SERIES #5-IN. DUPLEX PLATES TO BE SERIES #5-IN. DUPLEX PLATES IN DINING ROOM TO BE #P-8 ETC. COVER PLATES TO HAVE SATIN FINISH. #302 STAINLESS STEEL.
- L. TEST ELECTRICAL SYSTEM FOR SHORT CIRCUITS AND MEGGER TEST FEEDERS AND BRANCH CIRCUIT WIRING, INSURE LOW IMPEDANCE GROUND SYSTEM.
- M. FOR SERVICE AND PANEL FEEDER WIRING, USE TYPE THHN CABLE. USE TW CABLE FOR INTERIOR BRANCH CIRCUIT WIRING EXCEPT AS NOTED. DESIGN IS BASED ON COPPER CONDUCTORS AND COPPER WIRING. MINIMUM #12 AWG. WIRING SHALL BE IN CONDUIT. SPLICE WIRES #6 AWG. AND LARGER WITH APPROVED SOLDERLESS CONNECTORS SUCH AS ILSCO PROPERLY TAPED AND INSULATED. SPLICE SMALLER WIRES WITH MECHANICAL CONNECTORS SUCH AS 3M "SCOTCHLOCK" TYPE R.
- N. PROVIDE RIGID GALVANIZED STEEL HEAVY WALL CONDUIT OR PLASTIC CONDUIT FOR SERVICE AND PANEL FEEDER CONDUITS. FITTINGS SHALL BE STEEL. THREADED, SET-SCREW TYPE WITH INSULATED THROATS. FURNISH EMT CONDUIT FOR INTERIOR WIRING WHERE PHYSICAL DAMAGE IS NOT A CONSIDERATION. MINIMUM CONDUIT SIZE IS 3/4" EXCEPT FOR FLEXIBLE RUNOUTS TO FIXTURES, MOTORS, ETC. WHICH MAY BE 1/2".
- O. CONDUIT SHALL BE CONCEALED WHEREVER POSSIBLE AND SHALL BE RUN PARALLEL OR PERPENDICULAR TO BUILDING WALLS AND CEILINGS.
- P. CONDUIT INSTALLED IN OR BELOW SLAB SHALL BE GALVANIZED RIGID CONDUIT OR PLASTIC CONDUIT. NO CONDUIT LARGER THAN 1-1/2" DIAMETER WILL BE INSTALLED IN SLAB.
- Q. PROVIDE STRUCTURAL STEEL FRAMEWORK AND HANGING RODS WITH BRACES AND ACCESSORIES WHERE REQUIRED TO HOLD EQUIPMENT IN FINAL POSITION. PROVIDE STEEL SHAPES AND FRAMES TO SUPPORT WALL MOUNTED EQUIPMENT WHERE NORMAL WALL STRENGTH MAY BE INADEQUATE.
- R. ELECTRICAL DEVICES, MOTOR STARTERS, DISCONNECT SWITCHES, ETC. SHALL BE SUPPORTED INDEPENDENT OF AND ISOLATED FROM EQUIPMENT VIBRATION.
- S. COORDINATE INTERIOR WIRING CONNECTIONS NEEDED DURING ASSEMBLY OF KITCHEN EQUIPMENT WITH KITCHEN EQUIPMENT SUPPLIER.
- T. PROVIDE POWER TO CASH REGISTERS WITH THE FOLLOWING GROUNDING REQUIREMENTS.
 - 1. SYSTEM POWER AND GROUND MUST BE MADE ONLY AT THE MAIN ENTRANCE PANEL. THE GROUND CONDUCTOR MUST BE OF INSULATED WIRE EQUAL IN SIZE TO THE POWER CONDUCTOR (CONDUIT MAY NOT BE USED AS THE GROUND CONDUCTOR).
 - 2. THE GROUND CONDUCTOR MUST NOT BE USED AS A RETURN OR NEUTRAL CONDUCTOR FOR ANY EQUIPMENT AND MUST NOT BE USED AS A GROUND FOR ANY EQUIPMENT OTHER THAN CASH REGISTER EQUIPMENT.
 - 3. RECEPTACLES FOR THE REGISTERS MUST BE 2 POLE, 3 WIRE, 120 VOLTS, 20 AMPERES. THE GROUND MUST BE INSULATED FROM THE MOUNTING HARDWARE (HUBBELL 105362).
 - 4. FOR ADDITIONAL INFORMATION, IF REQUIRED, CONTACT WENDY'S INTERNATIONAL, INC., 4288 W. DUBLIN-GRANVILLE ROAD, DUBLIN, OH.
 - 5. THE REGISTER CONDUITS MUST NOT BE USED FOR OTHER EQUIPMENT.
- T. PROVIDE FIXTURES AS LISTED ON LIGHTING FIXTURE SCHEDULE. PROVIDE NECESSARY MOUNTING HARDWARE FOR A COMPLETE INSTALLATION. PROVIDE LAMPS, BALLASTS AND SPECIAL CONTROLS. RECESSED LIGHT FIXTURES SHALL BE GASKETED OR CAULKED OR IC RATED.
- U. GUARANTEE WORK INSTALLED UNDER THE CONTRACT TO BE FREE FROM DEFECTIVE WORKMANSHIP AND MATERIALS, USUAL WEAR EXPECTED, AND SHOULD SUCH DEFECTS DEVELOP WITHIN A PERIOD OF ONE YEAR AFTER ACCEPTANCE OF THE BUILDING BY THE OWNER, REPAIR AND/OR REPLACE DEFECTIVE ITEMS AND DAMAGE RESULTING FROM FAILURE OF THESE ITEMS, AT NO EXPENSE WHATSOEVER TO THE OWNER.

SITE NUMBER:	07588
BASE MODEL:	CONVERSION
ASSET TYPE:	FRANCHISE
CLASSIFICATION:	REFRESH
OWNER:	JARO FOODS
BASE VERSION:	2015 OCT 16
UPGRADE CLASSIFICATION:	
	STANDARD
PROJECT YEAR:	2015
FURNITURE PACKAGE:	2015
DESIGN BULLETINS:	

Wallin • Gomez Architects, Ltd.
 711 South Dearborn Street
 Suite 606
 Chicago, IL 60605
 Tel: 312-427-4702
 Fax: 312-427-6611
 e-mail: admin@wgatd.com



REV.	DATE	DESCRIPTION
	01-08-16	ISSUED FOR PERMIT & BID

PLOT DATE: 1/8/2016
 PROJECT NUMBER: 15130
 DRAWN BY: CL/AKH
 CHECKED BY: DJW

NOTICE: THIS DOCUMENT CONTAINS PROPRIETARY INFORMATION. IT SHALL NOT BE USED OR REPRODUCED OR ITS CONTENTS DISCLOSED, IN WHOLE OR IN PART WITHOUT THE PRIOR WRITTEN CONSENT OF WALLIN / GOMEZ ARCHITECTS, LTD.

THESE DRAWINGS HAVE BEEN PREPARED AT AND/OR UNDER MY SUPERVISION AND TO THE BEST OF MY KNOWLEDGE AND BELIEF CONFORM AND COMPLY WITH THE REQUIREMENTS OF THE DEPARTMENT OF BUILDING AND CODES HAVING JURISDICTION.

STATE OF INDIANA
 AP#19500687
 REGISTERED ARCHITECT
 DONALD J. WALLIN
 EXPIRATION DATE: 12/31/2017



SHEET NAME
SPECIFICATIONS

SHEET NUMBER
SP3