



# BURGER KING

## RENOVATIONS TO BK #9830

### 600 S. HIGH STREET

### CORTLAND, OH 44410

RENOVATIONS BASED ON THE 20/20 GARDEN GRILL DESIGN

### SHEET INDEX

SHT. NO.	DESCRIPTION	SHT. NO.	DESCRIPTION
CS	INDEX, CODE ANALYSIS, LOCATION MAP, LEGEND		INTERIOR DECOR
C1.0	SITE PLAN, OPT. PAD CONFIGURATION, PRE-FAB DETECTOR LOOP		
C2.0	HANDICAP SIGN AND PAINTED SYMBOL, ADA RAMP AND STALLS		
<b>ARCHITECTURAL DRAWINGS</b>			
A1.0	FLOOR PLAN		
A1.1	REFLECTED CEILING PLAN		
A1.2	ROOF PLAN AND ADA SITE DETAILS		
A2.0	EXTERIOR ELEVATIONS		
A2.1	EXTERIOR ELEVATIONS		
A3.0	ENLARGED RESTROOM PLAN AND ELEVATIONS		
A4.0	WALL SECTIONS		
A4.1	WALL SECTIONS		
A4.2	NOT USED		
A5.0	NOT USED		
A6.0	NOT USED		
A7.0	DOOR AND WINDOW SCHEDULE AND DETAILS		
A8.0	FINISH SCHEDULES - EXTERIOR		
A9.0	MANUFACTURERS AND SUPPLIERS		

### INTERPLAN

ARCHITECTURE  
ENGINEERING  
INTERIOR DESIGN  
PROJECT MANAGEMENT

604 COURTLAND STREET  
SUITE 100  
ORLANDO, FLORIDA 32804  
PH 407.645.5008  
FX 407.629.9124

SEAL:

### VICINITY MAP



### GENERAL SITE ACCESSIBLE NOTES

- SURFACE SLOPES OF PARKING SPACES FOR THE PHYSICALLY DISABLED SHALL NOT EXCEED 1/4-INCH PER FOOT IN ANY DIRECTION.
- PEDESTRIAN WAYS THAT ARE ACCESSIBLE TO THE PHYSICALLY DISABLED SHALL BE PROVIDED FROM EACH DISABLED PARKING SPACE TO RELATED FACILITIES, INCLUDING CURB CUTS OR RAMPS AS REQUIRED.
- THE SURFACE OF EACH PARKING SPACE SHALL HAVE A SURFACE IDENTIFICATION DUPLICATING THE SYMBOL OF ACCESSIBILITY CONSISTING OF A WHITE FIGURE ON A BLUE BACKGROUND, AT LEAST 3 FEET SQUARE.
- WALKS AND SIDEWALKS SHALL HAVE CONTINUOUS COMMON SURFACE, NOT INTERRUPTED BY STEPS OR BY ABRUPT CHANGES IN LEVEL EXCEEDING 1/2-INCH AND SHALL BE A MINIMUM OF 48-INCHES IN WIDTH.
- WHEN THE SLOPE IN THE DIRECTION OF TRAVEL OF ANY WALK EXCEEDS 1 VERTICAL TO 20 HORIZONTAL (5% GRADIENT) IT SHALL COMPLY WITH THE PROVISIONS FOR PEDESTRIAN RAMPS.
- SURFACE CROSS SLOPES SHALL NOT EXCEED 1/4-INCH PER FOOT (2.08%).
- ABRUPT CHANGES IN LEVEL ALONG ANY ACCESSIBLE ROUTE SHALL NOT EXCEED 1/2-INCH. WHEN CHANGES IN LEVELS DO OCCUR, THEY SHALL NOT BE BEVELED WITH A SLOPE NO GREATER THAN 1:2 EXCEPT THAT LEVEL CHANGES NOT EXCEEDING 1/4-INCH MAY BE VERTICAL.
- WHEN CHANGES IN LEVELS GREATER THAN 1/2-INCH ARE NECESSARY, THEY SHALL COMPLY WITH THE REQUIREMENTS FOR CURB RAMPS & PEDESTRIAN RAMPS.
- THE SURFACE OF EACH CURB RAMP AND ITS FLARED SIDES SHALL BE SLIP-RESISTANT AND SHALL BE OF CONTRASTING FINISH FROM THAT OF THE ADJACENT SIDEWALK.
- CURB RAMPS SHALL BE CONSTRUCTED AT EACH CORNER OF STREET INTERSECTIONS AND WHERE A PEDESTRIAN WAY CROSSES A CURB.
- CURB RAMPS SHALL BE A MINIMUM OF 4 FEET IN WIDTH AND SHALL LIE GENERALLY, IN A SINGLE SLOPED PLANE, WITH A MINIMUM OF SURFACE WARPING AND CROSS SLOPE.
- THE SLOPE OF CURB RAMPS SHALL NOT EXCEED 1 VERTICAL TO 12 HORIZONTAL. THE SLOPE OF THE FANNED OR FLARED SIDES OF CURB RAMPS SHALL NOT EXCEED ONE VERTICAL TO 10 HORIZONTAL.
- A LEVEL LANDING 3 FEET DEEP SHALL BE PROVIDED AT THE UPPER END OF EACH CURB RAMP OVER ITS FULL WIDTH TO PERMIT SAFE EGRESS FROM THE RAMP SURFACE, OR THE SLOPE OF THE FANNED OR FLARED SIDES OF THE CURB RAMP SHALL NOT EXCEED ONE VERTICAL TO 12 HORIZONTAL.
- THE LOWER END OF EACH CURB RAMP SHALL HAVE A 1/2-INCH COUNTER SLOPE IMMEDIATELY ADJACENT TO RAMP OR ACCESSIBLE ROUTE SHALL NOT BE STEEPER THAN 1:20.
- THE SLOPE OF TYPICAL RAMPS SHALL NOT EXCEED 1 VERTICAL TO 12 HORIZONTAL. THE LENGTH OF THE LANDING AT THE BOTTOM AND THE TOP OF THE RAMP SHALL BE 5 FEET X THE WIDTH OF THE RAMP.

#### REFER TO THE '2010 ADA STANDARDS FOR ACCESSIBLE DESIGN' FOR ADDITIONAL REQUIREMENTS.

#### NOTES TO GENERAL CONTRACTOR:

GENERAL CONTRACTOR TO MODIFY THE EXISTING ROUTE TO THE BUILDING TO COMPLY WITH THE ACCESSIBLE ROUTE REQUIREMENTS OF THE '2010 ADA STANDARDS FOR ACCESSIBLE DESIGN' IF REQUIRED.  
GENERAL CONTRACTOR SHALL FIELD VERIFY THE EXISTING SITE CONDITIONS DURING BIDDING. DISCUSS THE SCOPE OF WORK WITH EYM FOODS LLC CONSTRUCTION MANAGER BEFORE SUBMITTING BIDS.

### REVISION ISSUE LOG

REV #	ISSUE DATE	DESCRIPTION	AFFECTED SHEETS	REMARKS	BY
-	-	-	-	-	-

### GENERAL NOTES

- ALL DIMENSIONS ARE TO FACE OF MASONRY OR FINISH FACE OF PARTITION UNLESS OTHERWISE NOTED.
- ALL ANGLES SHALL BE 45, 90, 135 DEGREES UNLESS OTHERWISE NOTED ON PLAN.
- ALL INTERIOR OPENINGS TO BE 3'-0" WIDE CLEAR UNLESS OTHERWISE DIMENSIONED ON PLAN. BULKHEAD TO ALIGN WITH TOP OF DOOR FRAMES, TYPICAL. REFER TO DOOR SCHEDULE FOR HEIGHT.
- DOOR FRAMES OCCURRING ADJACENT TO INTERSECTING PARTITIONS SHALL BE INSTALLED FOUR INCHES FROM THE PARTITION UNLESS OTHERWISE NOTED ON PLANS.
- ALL PARTITION EXTERIOR CORNERS SHALL HAVE SCREW-ATTACHED METAL CORNER BEADS UNLESS NOTED OTHERWISE.
- WALL SURFACES SHALL BE PROPERLY PREPARED TO RECEIVE NEW FINISHES. JOINTS SHALL NOT BE VISIBLE AFTER NEW FINISH HAS BEEN APPLIED.
- GYPSUM WALLBOARD ON PARTITION REQUIRING A RATING OF ONE-HOUR OR MORE SHALL BE TAPED AND THE SCREWS SPOTTED WHETHER OR NOT WALL TREATMENT IS SCHEDULED.
- BLOCKING/BACKING IS REQUIRED AT THE FOLLOWING LOCATIONS-  
1. WALL MOUNTED ACCESSORIES OR EQUIPMENT  
2. WALL MOUNTED DOORSTOPS  
3. WALL MOUNTED DOOR HOLD-OPEN DEVICES AND/OR CLOSERS  
4. TOILET ROOM ACCESSORIES  
5. OTHER LOCATIONS AS REQUIRED BY ARCHITECT
- ALL EQUIPMENT AND APPLIANCES ARE SUPPLIED BY BUILDING OWNER UNLESS NOTED OTHERWISE ON PLAN. GENERAL CONTRACTOR TO VERIFY ALL EQUIPMENT AND APPLIANCE DIMENSIONS BEFORE PROCEEDING WITH CONSTRUCTION.
- ALL FINISHES SHALL MEET FBC CODE, CHAPTER 8 FINISH REQUIREMENTS. REFER TO COVER SHEET FOR CODE DATA BLOCK. CONTRACTOR TO COORDINATE AND SUPPLY BK REPRESENTATIVE WITH FINISH SAMPLE IF DEVIATION FROM DRAWINGS.

### DEMO GENERAL NOTES:

- ALL DEMOLITION IS TO BE PERFORMED IN A SWIFT, SAFE MANNER SO AS TO KEEP DISTURBANCE TO BUILDING TENANT TO A MINIMUM IT IS UNDERSTOOD THAT ALL SALVAGEABLE ITEMS REMOVED IN DEMOLITION INCLUDING BUT NOT LIMITED TO DOORS, FRAMES, HARDWARE, GLAZING, CASEWORK, HVAC EQUIPMENT, LIGHTING, RECEPTACLES, ETC. SHALL REMAIN ON SITE AS OWNER PROPERTY. COORDINATE STORAGE REQUIREMENTS WITH OWNER.
- G.C. TO CONSTRUCT OR PROVIDE PROTECTION BARRIERS AS NEEDED FOR SAFETY AND TO CONTAIN DUST DUE TO DEMOLITION. GENERAL CONTRACTOR SHALL TAKE CAREFUL MEASURES TO CONTAIN THE SPREAD OF DUST AND FUMES OUT OF THE WORK AREA THROUGH OPENINGS, DUCTWORK, ETC.
- CONTRACTOR TO PATCH AND/OR REPAIR REMAINING FLOOR, WALL AND CEILING SURFACES AS NEEDED DUE TO DEMOLITION OF REMOVAL OF CONSTRUCTION TO MATCH EXISTING.
- ITEMS TO BE RELOCATED SHALL BE STORED IN A PLACE DESIGNATED IN CONSTRUCTION AREA ACCORDING TO OWNER'S INSTRUCTION.
- REMOVE ALL DEMOLISHED MATERIALS FROM BUILDING AND SITE UNLESS NOTED OTHERWISE OR RETURNED TO OWNER. ALL OTHER DEMOLISHED MATERIAL SHALL BE COMPLETELY DESTROYED PRIOR TO DISPOSAL.
- GENERAL CONTRACTOR SHALL PROVIDE DEMOLITION AS INDICATED ON DRAWING INCLUDING REMOVAL AND DISPOSAL OF ALL FLOORING, WALL BASE, GYPSUM WALLBOARD, INTERIOR FRAMING, WINDOWS, ACOUSTIC CEILING TILE, PLUMBING FIXTURES, DOORS, FRAMES, HARDWARE, GLAZING, CASEWORK, ELECTRICAL EQUIPMENT, LIGHT FIXTURES, RECEPTACLES, WIRING, CABLE, CONDUIT, WITHIN LIMITS OF CONSTRUCTION AND NOT IN USE IN AREAS OF WORK FROM WITHIN WALLS AND ABOVE CEILING.
- DINING AREA WALLS SLATED TO REMAIN SHOULD HAVE ALL FINISHES REMOVED (BACK TO GYP BD.) THAT WILL INHIBIT INSTALLATION OF NEW FINISHES.
- GENERAL CONTRACTOR SHALL PROVIDE DEMOLITION AS REQUIRED WITHIN LIMITS OF CONSTRUCTION AND AS INDICATED ON DRAWINGS FOR EXTERIOR WALLS, ROOF, AND INTERIOR. DEMOLITION TO INCLUDE, BUT NOT LIMITED TO: REMOVAL AND DISPOSAL OF ALL FRAMING, ROOFING, FINISH MATERIALS, WINDOW/DOORS & FRAMES, ELECTRICAL EQUIPMENT, LIGHT FIXTURES, RECEPTACLES, WIRING, ANTENNA CABLE, CONDUIT, HVAC EQUIPMENT, SUPPLY/ DIFFUSERS, AND DUCT WORK, NOT IN USE IN AREAS OF WORK FROM WITHIN WALLS AND ABOVE CEILING.

### LOCATION MAP



### OWNER & CONSULTANTS

**OWNER**  
BURGER KING CORPORATION  
335 COMMERCE DRIVE  
CRYSTAL LAKE, IL 60014  
815-444-2008

**ARCHITECT**  
INTERPLAN LLC  
604 COURTLAND STREET, SUITE 100  
ORLANDO, FL 32804  
PHONE: 407-645-5008  
ARCHITECT OF RECORD: DAVID BOYCE  
CONTACT: LISA LATAL  
E-MAIL: LLATAL@INTERPLANLLC.COM

### CODE / PROJECT DATA

BUILDING CODE: 2011 OHIO BUILDING CODE  
PLUMBING CODE: 2011 OHIO PLUMBING CODE  
ELECTRICAL CODE: 2014 NEC  
MECHANICAL CODE: 2011 OHIO MECHANICAL CODE  
FIRE & LIFE SAFETY CODE: 2010 OHIO FIRE CODE

CONSTRUCTION CLASSIFICATION: TYPE V-B - NONCOMBUSTIBLE

TOTAL GROSS BUILDING AREA= +/-4,144 S.F.  
(ALLOWED AREA FOR TYPE V-B = 6,000 S.F.)

OCCUPANCY GROUP: A-2 (ASSEMBLY, SMALL)

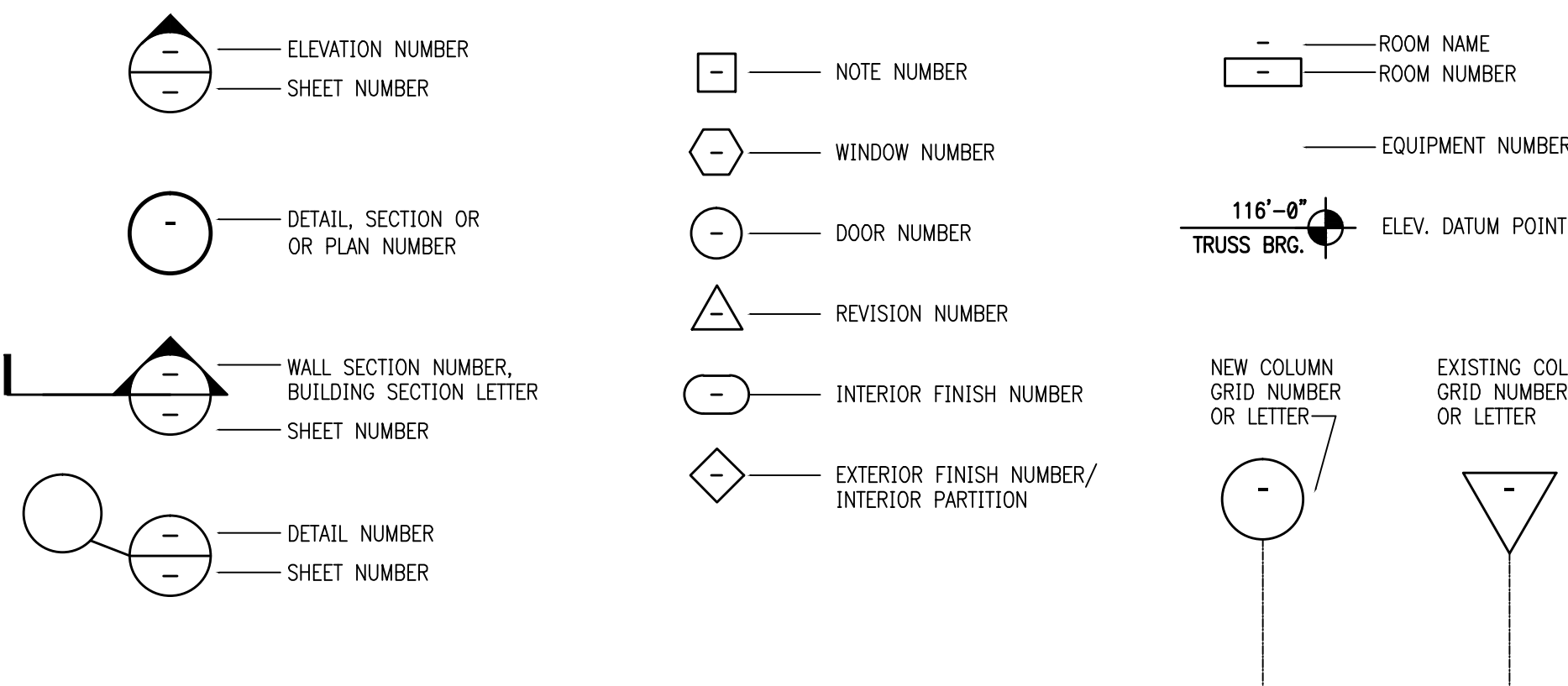
BUILDING TOTAL (GROSS): +/-4,144 SQ. FT.  
DINING ROOM AREA (GROSS): +/-946 SQ. FT.  
KITCHEN (GROSS): +/-1212 SQ. FT.  
PLAYGROUND (GROSS): +/-863 SQ. FT.

OCCUPANCY LOAD:  
ASSEMBLY (UNCONCENTRATED): +/-946 S.F. / 15 = 63 PEOPLE  
KITCHEN: +/-1212 S.F. / 200 = 6 PEOPLE  
WAITING: +/-170 S.F. / 5 = 34 PEOPLE  
TOTAL: 103 PEOPLE

### GENERAL NOTES

- IT IS THE CONTRACTOR'S RESPONSIBILITY TO REVIEW ALL DRAWINGS AND SPECIFICATIONS, INCLUDING BUT NOT LIMITED TO ARCHITECTURAL, CIVIL, STRUCTURAL, MECHANICAL, PLUMBING AND ELECTRICAL, PRIOR TO SUBMITTING A BID. REPORT ANY DISCREPANCIES TO ARCHITECT OR ENGINEER PRIOR TO BID.
- THESE DOCUMENTS ARE BASED UPON MEASURED DRAWINGS AND OTHER INFORMATION PROVIDED BY THE OWNER AS WELL AS NON-INVASIVE SITE VISITS. THE MEASURED DRAWINGS INCLUDE ONLY THOSE ELEMENTS AND SYSTEMS EXPOSED TO VIEW AND HAVE NOT BEEN FIELD VERIFIED. THE CONSTRUCTION DOCUMENTS HAVE BEEN PRODUCED WITHOUT THE BENEFIT OF KNOWLEDGE OF THE EXACT EXISTING STRUCTURAL, PLUMBING, MECHANICAL AND ELECTRICAL SYSTEMS.
- IT IS THE CONTRACTOR'S RESPONSIBILITY TO FIELD VERIFY ALL EXISTING BUILDING ELEMENTS AND SYSTEMS, FAMILIARIZE THEMSELVES WITH EXISTING CONDITIONS AND SATISFY THEMSELVES AS TO THE NATURE AND SCOPE OF THE WORK, REVIEW THE CONTRACT DOCUMENTS AND NOTIFY THE ARCHITECT OF ANY CONFLICTS AND/OR DISCREPANCIES PRIOR TO BID. THE SUBMISSION OF A BID WILL BE EVIDENCE THAT SUCH AN EXAMINATION HAS BEEN MADE. LATER CLAIMS FOR LABOR, EQUIPMENT OR MATERIALS REQUIRE, OR FOR ANY DIFFICULTIES ENCOUNTERED WHICH COULD HAVE BEEN FORESEEN HAD AN EXAMINATION BEEN MADE, WILL NOT BE ALLOWED.
- IT IS THE RESPONSIBILITY OF THE CONTRACTOR TO NOTIFY THE ARCHITECT OF ANY DISCREPANCIES ENCOUNTERED ON THE PLANS OR IN EXISTING SITE CONDITIONS PRIOR TO SUBMISSION OF BID.
- CONTRACTOR, DURING PRE-BID SITE VISIT, SHALL TAKE NOTICE OF ANY VISUALLY APPARENT CODE VIOLATIONS AND ALLOW IN HIS/HER BID FOR CORRECTING SUCH VIOLATIONS.
- CONTRACTORS ARE CAUTIONED TO COORDINATE ITEMS IN THEIR SCOPE OF WORK WITH OTHER TRADES.
- THE CONTRACTOR SHALL NOTIFY THE ARCHITECT OF ANY CONFLICTS AND/OR DISCREPANCIES DISCOVERED DURING DEMOLITION AND CONSTRUCTION PHASES OF THE PROJECT.
- THESE NOTES APPLY TO ALL SHEETS.

### SYMBOLOLOGY / LEGEND



### CONTACTS

**GOVERNMENTAL AGENCIES**  
DEPT.: PLANNING AND ZONING  
CITY OF CORTLAND ZONING AND DEVELOPMENT  
CONTACT: DONALD WITMAN  
ADDRESS: 400 NORTH HIGH STREET  
CORTLAND, OH 44410  
PHONE: 330.675.4637  
EMAIL: SERVICEDEPT@CITYCORTLAND.ORG

DEPT.: TRUMBULL COUNTY BUILDING DEPT.  
CONTACT: THOMAS GLADD (ASSISTANT CHIEF BUILDING OFFICIAL)  
ADDRESS: 159 EAST MARKET STREET, SUITE 100, WARREN, OH 44481  
PHONE: 330.675.2467  
EMAIL: BTGLADD@CO.TRUMBULL.OH.US

### ABBREVIATIONS

AC	AIR CONDITIONING	FF	FINISH FLOOR	REBAR	REINFORCING BAR
AFF	ABOVE FINISH FLOOR	FR	FIRE RATED	REF	REFERENCE
AHU	AIR HANDLING UNIT	GALV	GALVANIZED	REINF	REINFORCE
AL	ALUMINUM	GYPBD	GYPSUM BOARD	REQ'D	REQUIRED
ASPH	ASPHALT	HC	HANDICAPPED	RO	ROUGH OPENING
AT	ALUMINUM THRESHOLD	HDW	HARDWARE	SB	SPLASHBLOCK
BD	BOARD	HM	HOLLOW METAL	SHLVS	SHELVES
BLKT	BLANKET	HVAC	HEATING, AIR CONDITIONING, & VENT	SIM	SIMILAR
CJ	CONTROL JOINT	INFO	INFORMATION	SPEC	SPECIFICATION
CLG	CEILING	INSUL	INSULATION	SS	STAINLESS STEEL
CMU	CONCRETE MASONRY UNIT	LAC	LAY-IN ACOUSTICAL CEILING	STL	STEEL
COL	COLUMN	MAS	MASONRY	STL	STORAGE
CONC	CONCRETE	MAX	MAXIMUM	SUSP	SUSPENDED
CONT	CONTINUOUS	MECH	MECHANICAL	T	TREAD
CPT	CARPET	MFR / MFR	MANUFACTURER	TELE	TELEPHONE
CT	CERAMIC TILE	MIN	MINIMUM	TPD	TOILET PAPER DISPENSER
CL	CENTER LINE	MO	MASONRY OPENING	TYP	TYPICAL
DBL	DOUBLE	MR	MIRROR/MOISTURE RESISTANT	UNO	UNLESS NOTED OTHERWISE
DF	DRINKING FOUNTAIN	MT	MARBLE THRESHOLD	VCT	VINYL COMPOSITION TILE
DIA	DIAMETER	MTL	METAL	VERT	VERTICAL
DIM	DIMENSION	NA	NOT APPLICABLE	VT	VINYL THRESHOLD
DN	DOWN	NIC	NOT IN CONTRACT	WC	WATER CLOSET
DS	DOWN SPOUT	NOM	NOMINAL	WD	WOOD
EA	EACH	NTS	NOT TO SCALE	WP	WATERPROOF
EJ	EXPANSION JOINT	OC	ON CENTER	WWF	WELDED WIRE FABRIC
ELEC	ELECTRICAL	OPP	OPPOSITE	W/	WITH
ELEV / EL	ELEVATION	PLYWD	PLYWOOD		
EQ	EQUAL	PREFAB	PREFABRICATED		
EXIST	EXISTING	PSF	POUNDS PER SQUARE FOOT		
FD	FLOOR DRAIN	PT	PAINT / PRESSURE TREATED		
FE	FIRE EXTINGUISHER	QT	QUARRY TILE		
		R	RISER/RADIUS		

03.08.16 ISSUE FOR CONSTRUCTION  
01.07.15 REVISION  
11.05.15 ISSUE FOR PERMIT  
11.05.15 ISSUE FOR BID  
NO DATE REMARKS

#### REVISIONS

#### RESTAURANT FOR:

**TOMS KING**  
335 COMMERCE DRIVE  
CRYSTAL LAKE, IL 60014  
815-444-2008  
**BURGER KING CORPORATION**

### BURGER KING REMODEL

BK9830  
600 S. HIGH STREET  
CORTLAND, OH

PROJECT NO: 002015.0270  
DATE: 11.05.15

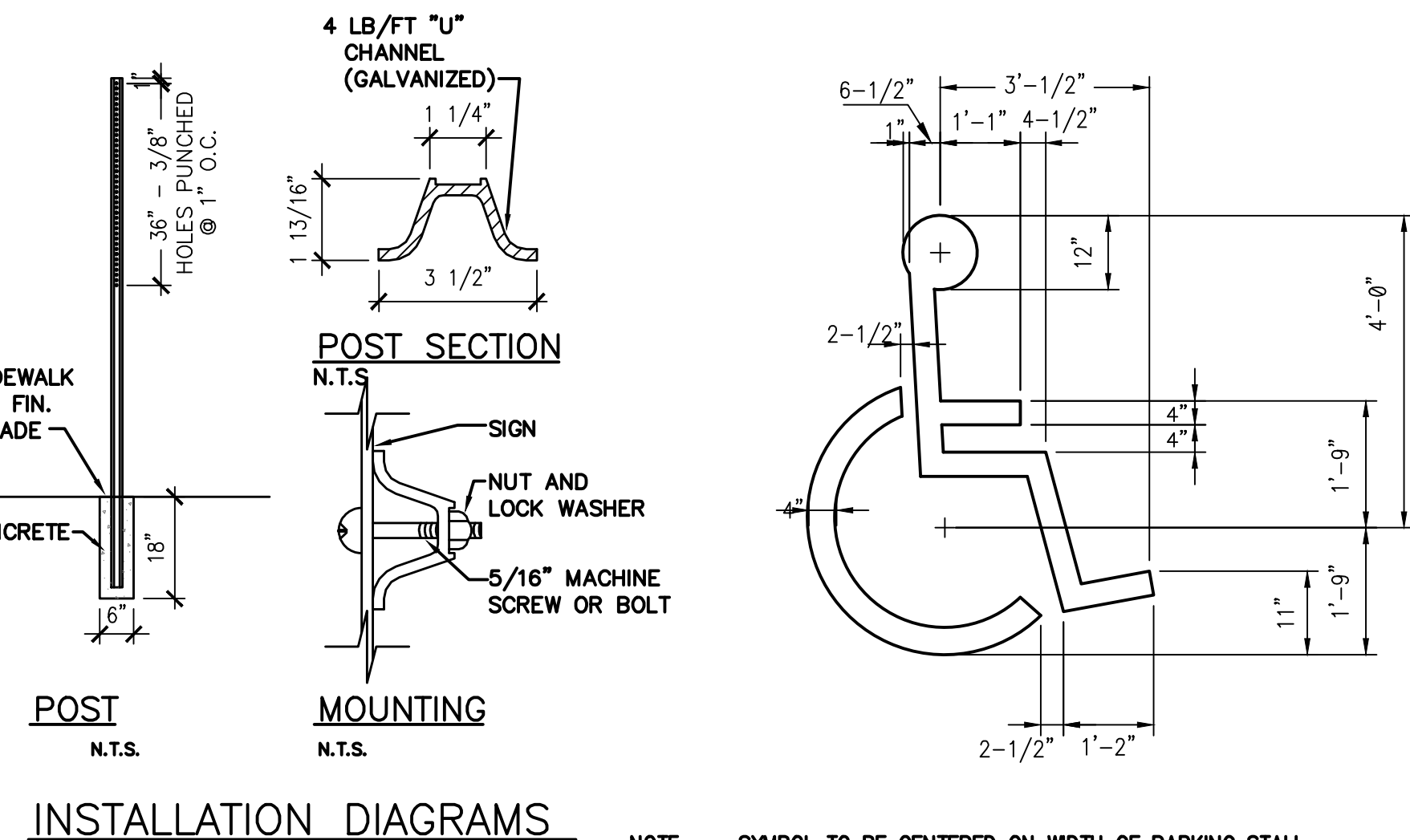
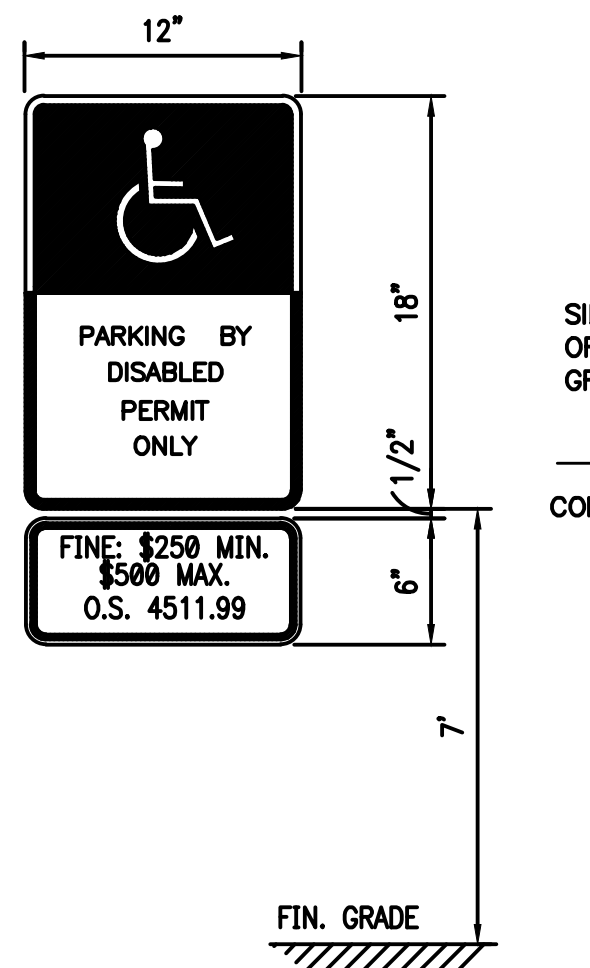
**CS**  
COVER SHEET

CHECKED: LL DRAWN: HP

INTERPLAN LLC. RESERVES COPYRIGHT & OTHER RIGHTS RESTRICTING THESE DOCUMENTS TO THE ORIGINAL SITE OR PURPOSE FOR WHICH THEY WERE PREPARED. REPRODUCTIONS, CHANGES OR ASSIGNMENTS ARE PROHIBITED. COPYRIGHT © 2016

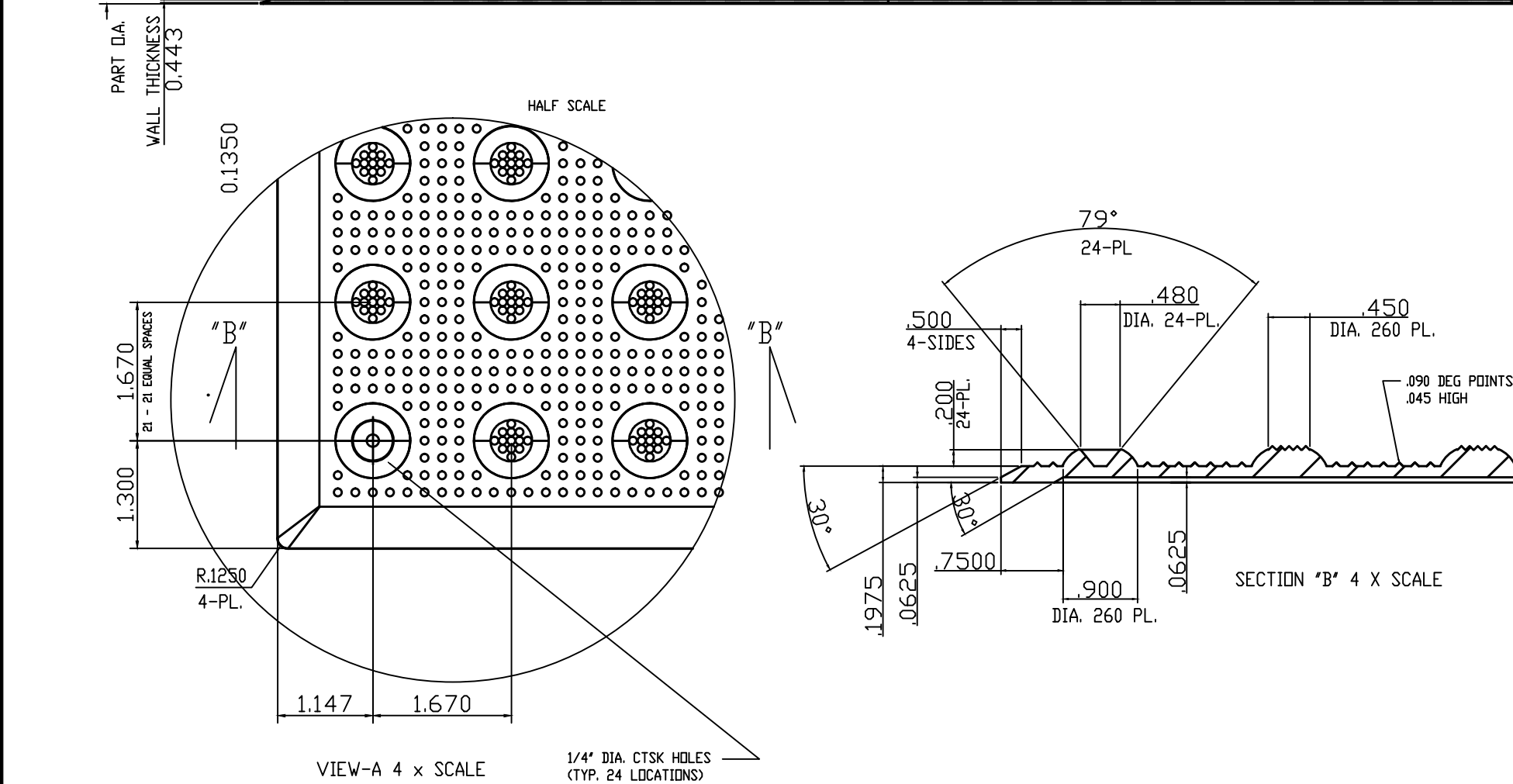
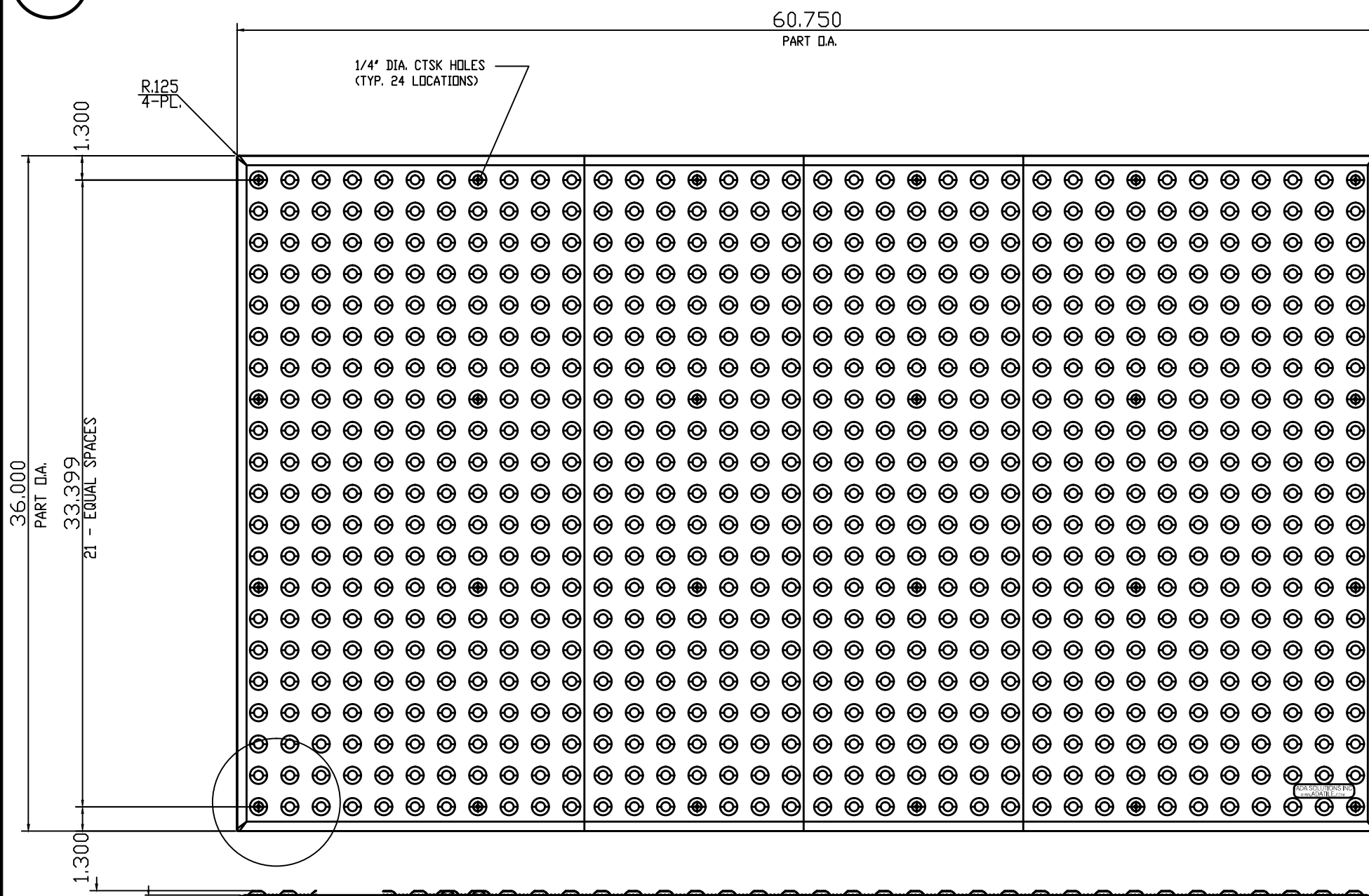


- NOTES:
1. ALL LETTERS ARE 1" SERIES "C" PER MUTCD.
  2. TOP PORTION OF SIGN SHALL HAVE A REFLECTORIZED (ENGINEERING GRADE) BLUE BACKGROUND WITH WHITE REFLECTORIZED LEGEND AND BORDER.
  3. BOTTOM PORTION OF SIGN SHALL HAVE A REFLECTORIZED (ENGINEERING GRADE) WHITE BACKGROUND WITH BLACK OPAQUE LEGEND AND BORDER.
  4. FINE NOTIFICATION SIGN SHALL HAVE A REFLECTORIZED (ENGINEERING GRADE) WHITE BACKGROUND WITH BLACK OPAQUE LEGEND & BORDER. CONTRACTOR SHALL VERIFY FINE AMOUNT & ORDINANCE NUMBER.
  5. ONE(1) SIGN REQUIRED FOR EACH PARKING SPACE.
  6. INSTALLED HEIGHT OF SIGN SHALL BE IN ACCORDANCE WITH SECTION 24-23 OF THE MANUAL ON UNIFORM TRAFFIC CONTROL DEVICES (MUTCD).
  7. SIGN MAY BE MOUNTED ON BUILDING/WALL, AT PROPER HEIGHT, IF ALIGNED WITHIN 12" OF CENTER OF PARKING SPACE.
  8. 1 IN EVERY 8 HANDICAP ACCESSIBLE SPACES MUST BE VAN ACCESSIBLE. SIGNS MUST CONTAIN DESIGNATION "VAN ACCESSIBLE"



NOTE: SYMBOL TO BE CENTERED ON WIDTH OF PARKING STALL. SYMBOLS ARE REQUIRED TO CONTRAST WITH BACKGROUND.

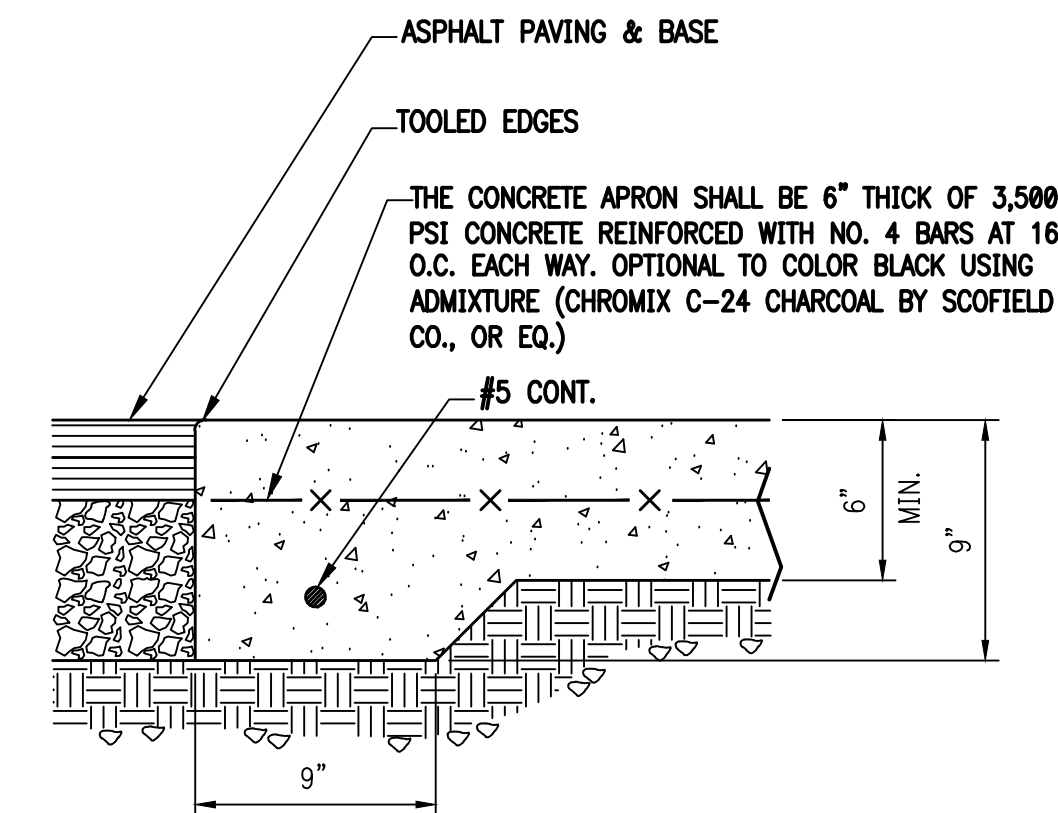
1 HANDICAP SIGN NTS



5 DETECTABLE WARNING NTS

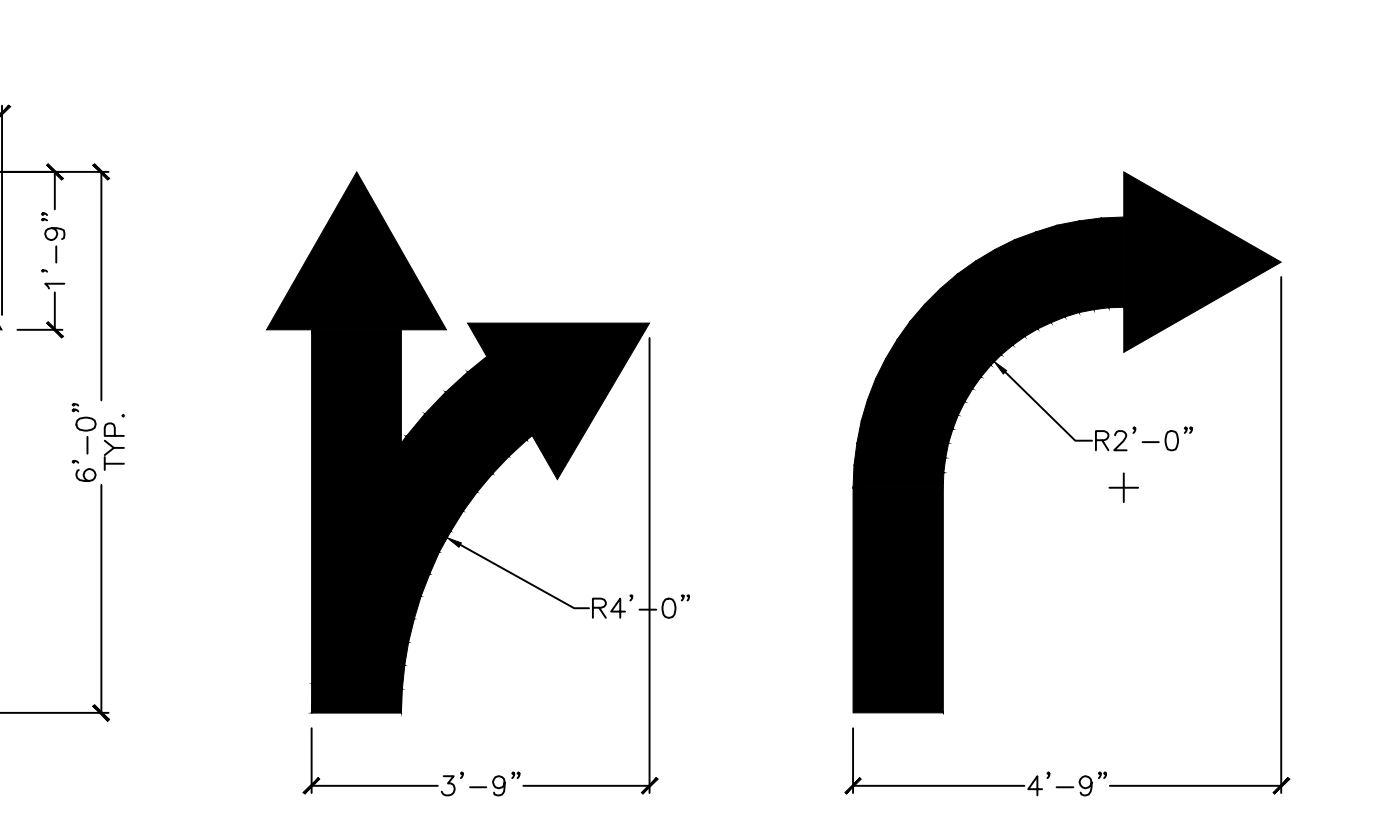
2 PAINTED HANDICAP SYMBOL NTS

3 PRECAST CONCRETE WHEELSTOP NTS

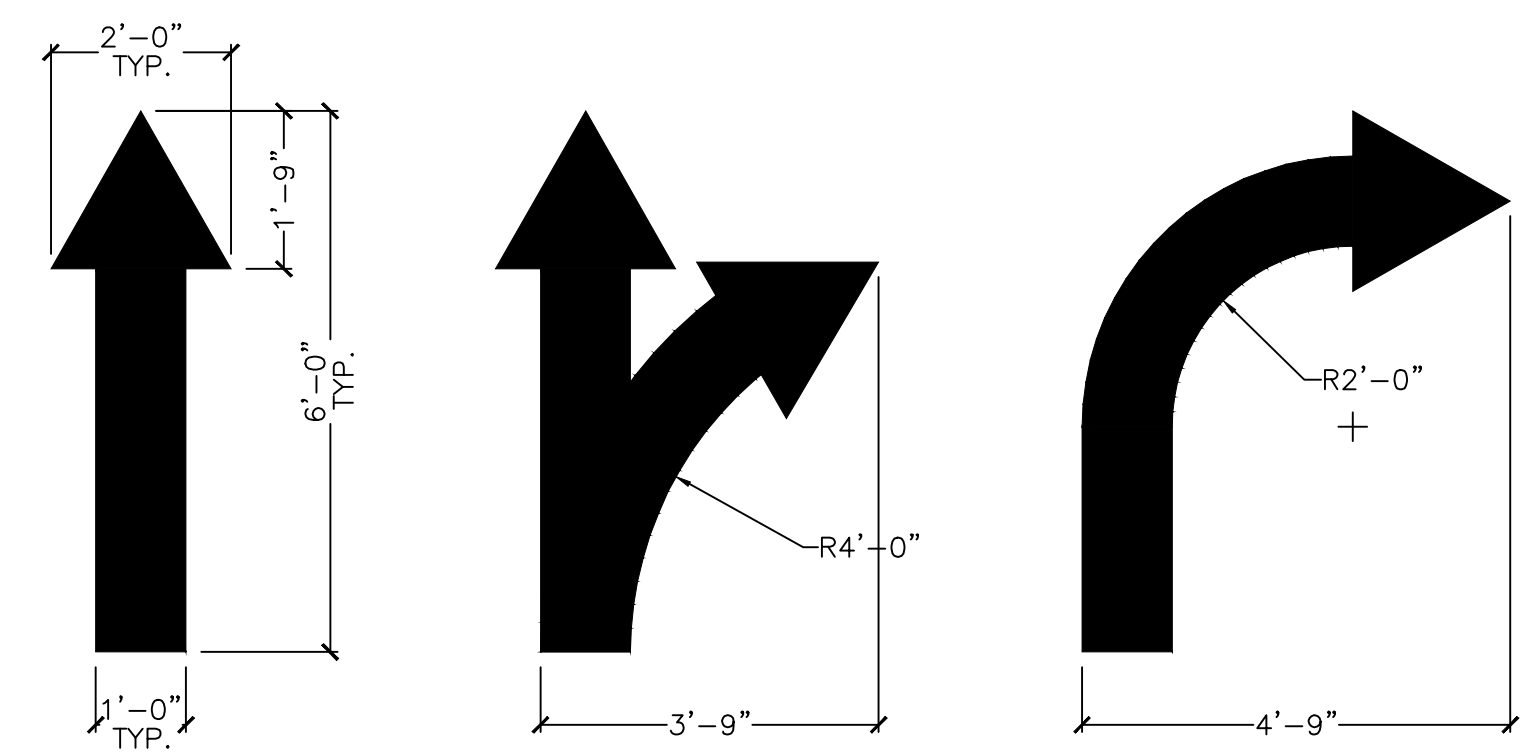


6 CONCRETE APRON NTS

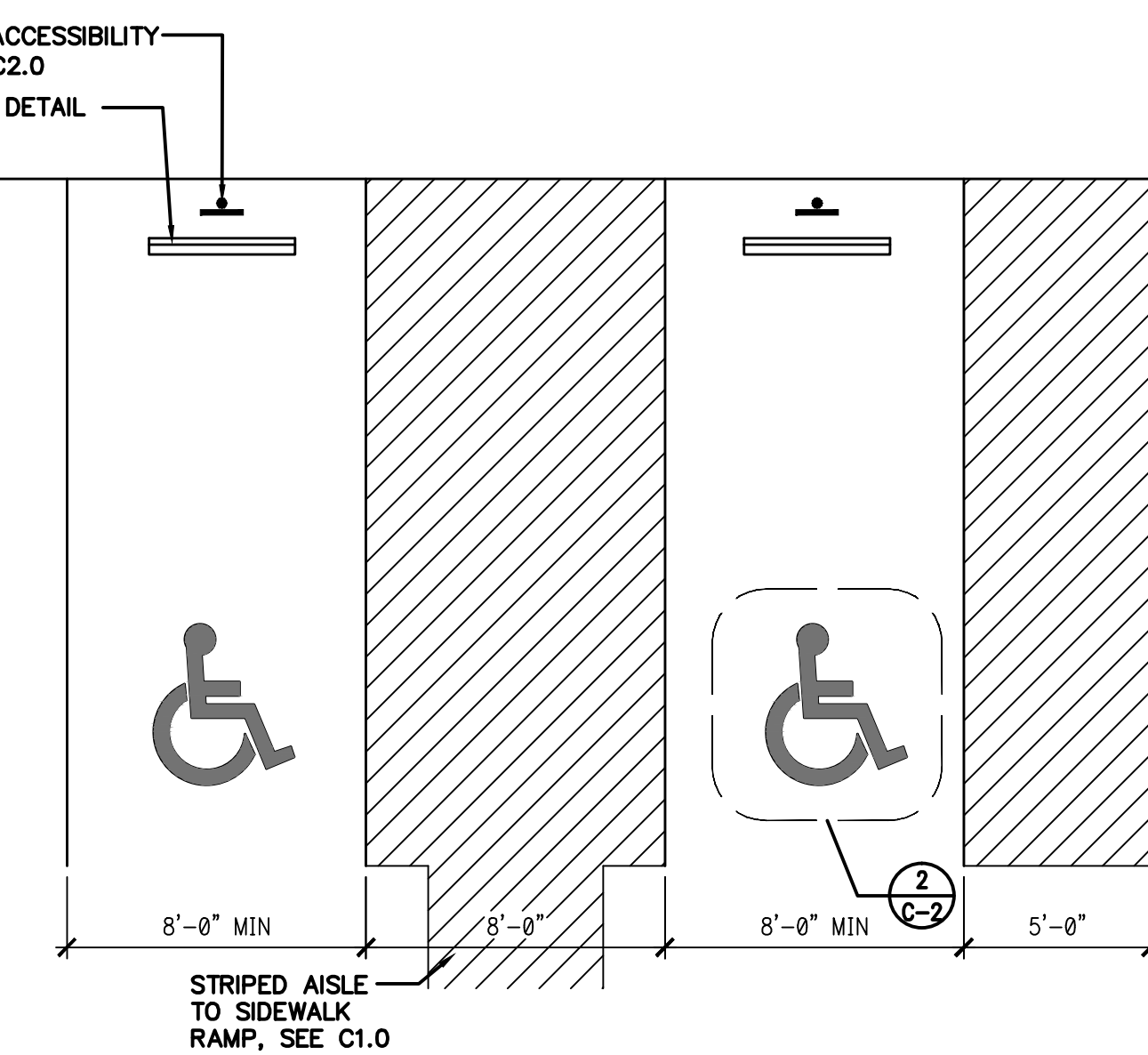
4 BRUSHED CONCRETE WALK NTS



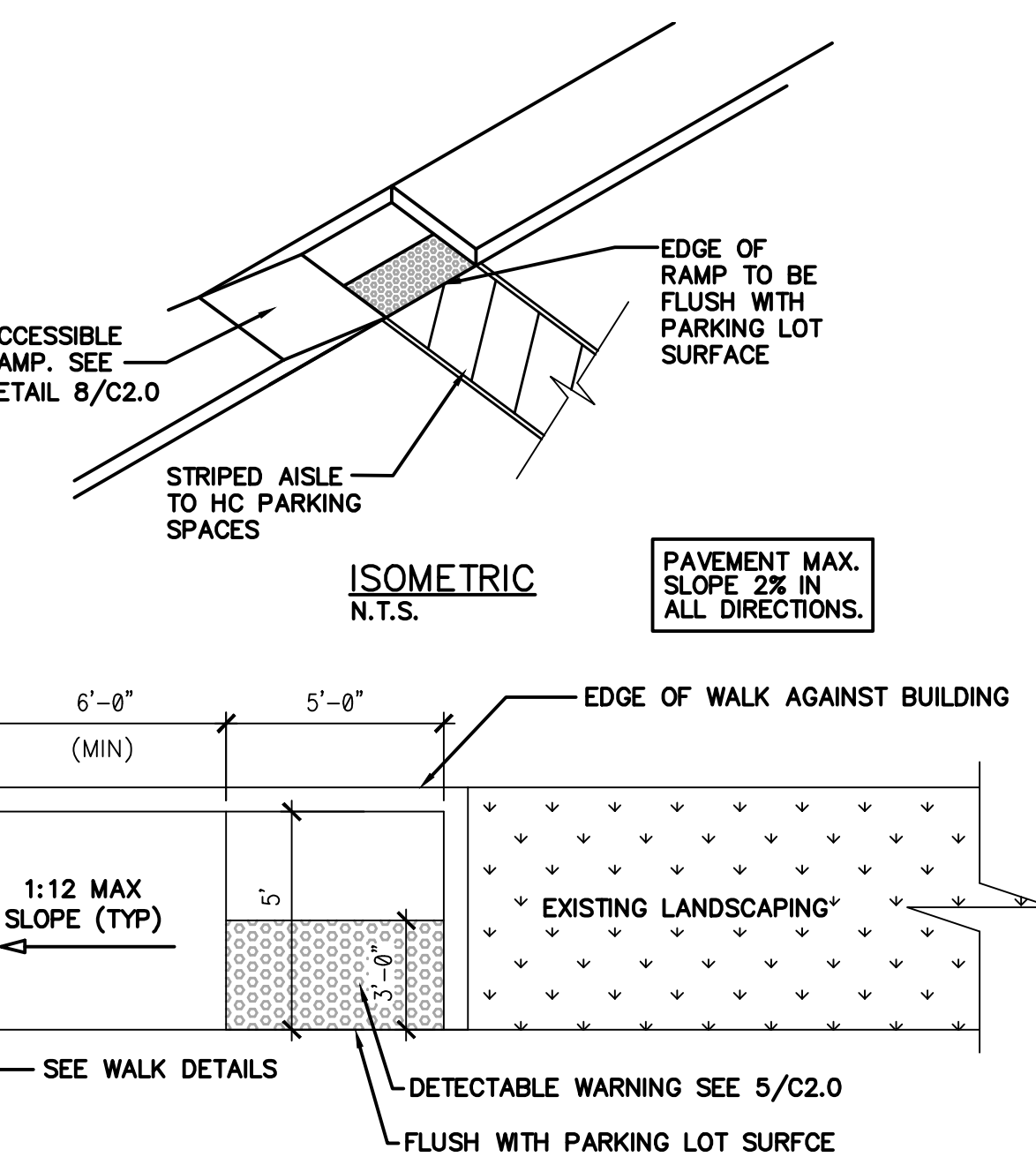
7 PAINTED TRAFFIC ARROWS NTS



9 ACCESSIBLE PARKING STALLS NTS



8 ACCESSIBLE PARKING RAMP NTS



- SIGN INSTALLER RESPONSIBILITIES:**
1. PROVIDE ALL DRAWINGS NECESSARY FOR SIGN PERMITS.
  2. APPLY FOR, OBTAIN, AND PAY FOR ALL REQUIRED SIGN PERMITS.
  3. SIGN FOUNDATIONS BY G.C.
  4. ANCHOR BOLTS OR BASE PLATES PROVIDED BY SIGN COMPANY / G.C. TO INSTALL.
  5. COMPLETE SIGN INSTALLATION.
  6. REMOVE EXCESS DEBRIS, ROUGH GRADE AREA FOR LANDSCAPING.
- GENERAL CONTRACTOR RESPONSIBILITIES:**
1. COORDINATE EXCAVATION OF SIGN FOUNDATIONS WITH SIGN SUPPLIER.
  2. PROVIDE POWER TO ALL SIGN LOCATIONS AS REQUIRED.
  3. MAKE FINAL ELECTRICAL CONNECTIONS TO EACH SIGN.

10 GENERAL SIGNAGE NOTES

**DESIGN CRITERIA**

ENFORCED CODE USED: 2010 OHIO BUILDING CODE  
 GROUND SNOW LOAD: 25 PSF  
 ROOF SNOW/LIVE LOAD: 20 PSF  
 ROOF DEAD LOAD: 20 PSF  
 SEISMIC PARAMETERS:  
 S<sub>s</sub>: 0.191g  
 S<sub>1</sub>: 0.059g  
 S<sub>0.5</sub>: 0.204g  
 S<sub>0.2</sub>: 0.095g  
 SEISMIC DESIGN CATEGORY: B  
 SITE COEFFICIENT, FA: 1.60  
 SITE COEFFICIENT, FV: 2.40  
 BUILDING SITE CLASS: S<sub>0</sub>: 0.191g  
 BASIC WIND SPEED(3 SECOND GUSTS): 115 MPH  
 EXPOSURE: C

**LEGEND**

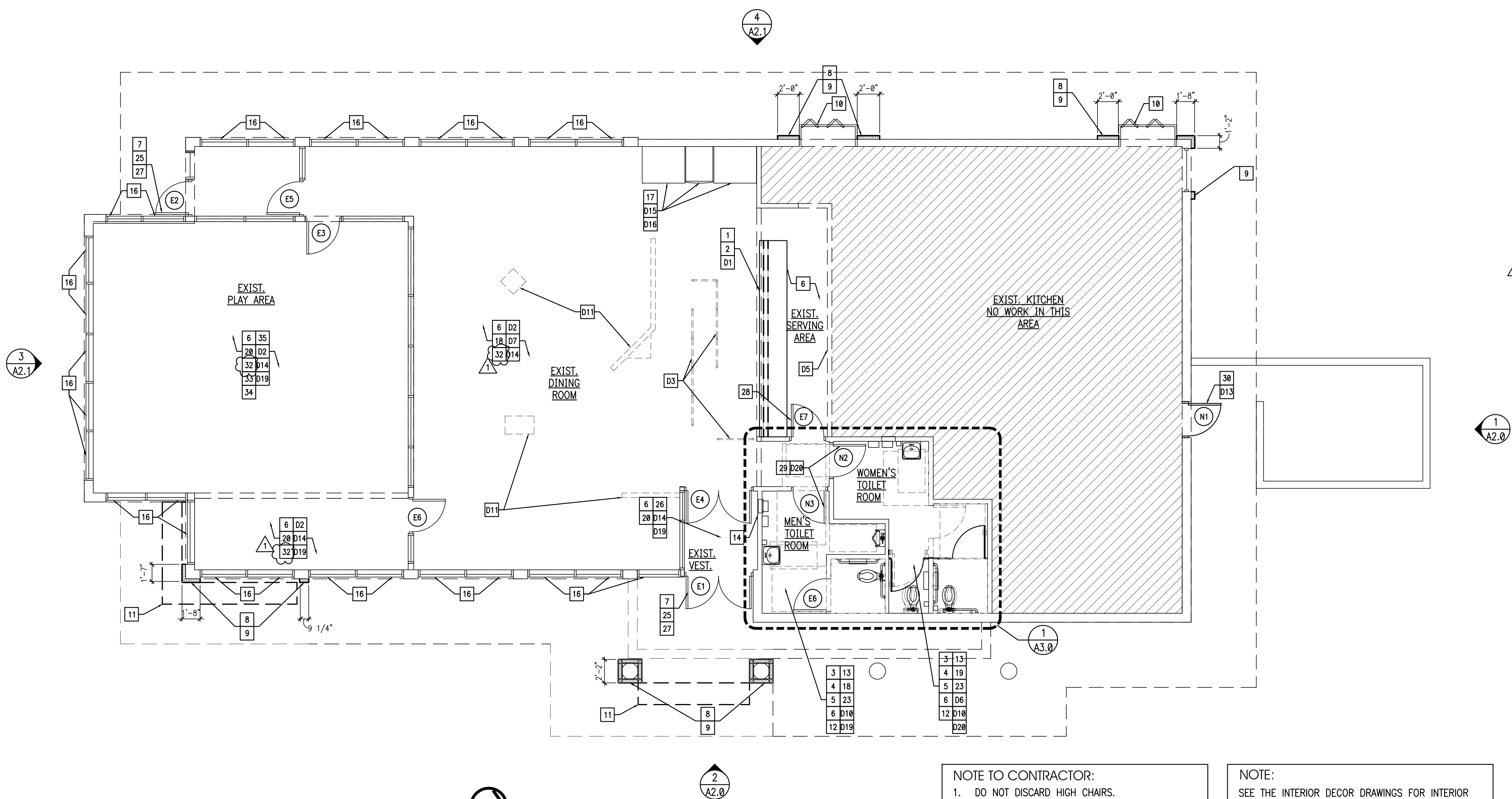
- EXISTING WALL
- E1 EXISTING DOOR
- N1 NEW DOOR
- R1 RELOCATED/ REUSED DOOR
- NEW WALL
- NEW FURRED-OUT WALL
- FE FIRE EXTINGUISHER
- EXISTING TO BE REMOVED
- NEW WINDOW SEE A7.0

- KEYED NOTES**
- P1 5/8" USG "SHEETROCK" TYPE "X" GYPSUM WALL BOARD PANELS AT FINISH FLOOR TO 6" ABOVE CEILING. FINISH: PER INTERIOR ELEVATIONS & DECOR PACKAGE.
  - P10 2x4 WOOD STUDS AT 16" O.C. SECURE TO STRUCTURE ABOVE. AT P10, USE 5 1/2" WOOD STUDS AT 16" O.C. SECURE TO STRUCTURE ABOVE.
  - P2 SOUND BATT INSULATION DINING
  - P2 5/8" USG "SHEETROCK" TYPE "X" GYPSUM WALL BOARD PANELS AT FINISH FLOOR TO 6" ABOVE CEILING. PAINT PER DECOR PACKAGE.
  - P2 2x6 WOOD STUDS AT 16" O.C. FLOOR TO DECK. RESTROOM
  - P2 5/8" USG "DUROCK" PANELS AT FINISH FLOOR TO DECK.
  - W1 2x4 STUDS AT 16" O.C., 5/8" GYPSUM BD ON BOTH SIDES AND R13 BATT INSULATION.
  - W10 2x4 STUDS AT 16" O.C., 5/8" GYPSUM BD ON BOTH SIDES. FINISH PER DECOR PACKAGE.
  - W2 2x6 STUDS AT 16" O.C. WITH R-19 BATT. INSULATION, GYPSUM BD ON THE INSIDE AND PLYWOOD SHEATHING ON THE EXTERIOR SIDE. SEE WALL SECTIONS, EXTERIOR ELEVATIONS, AND DECOR DRAWINGS FOR FINISHES.
  - W3 2x6 STUDS AT 16" O.C. 5/8" GYPSUM BD ON BOTH SIDES AND R19 BATT INSULATION.
  - W4 HALF WALL - 2x4 STUDS AT 16" O.C., 5/8" GYPSUM BD ON BOTH SIDES. NEW STOREFRONT WINDOWS ABOVE TO MATCH EXISTING PLAYGROUND WALL.
- 2 PARTITION & WALL SCHEDULE NTS**

1. INSTALL NEW FRONT SERVICE COUNTER. COUNTER PROVIDED & INSTALLED BY G.C. REFER TO DECOR DRAWINGS. SALES COUNTER SHALL HAVE A MINIMUM 36" LONG PORTION MOUNTED WITH A MAXIMUM HEIGHT OF 34" ABOVE THE FINISH FLOOR.
2. PARTITION BELOW COUNTER BY G.C. G.C. TO VERIFY IF PARTIAL WALL DEMOLITION IS POSSIBLE FOR 34" ADA COUNTER TO ACHIEVE MOST COMPETITIVE BID. POS CABLING SHOULD BE STORED ABOVE CEILING IN LIEU OF DEMOLITION, UNTIL REINSTALLATION. G.C. TO PROVIDE POWER CONNECTIONS FOR RE-INSTALLATION OF POS AND EQUIPMENT AT FRONT COUNTER, BE SURE TO LEAVE OPENING IN STONE WALL FOR POS CABLING.
3. INSTALL NEW WALL TILE PER DECOR DRAWINGS.
4. PROVIDE AND INSTALL NEW DUROCK BACKING IN ALL WALLS IN THE RESTROOMS (TYPICAL). INSTALL NEW FINISHES PER DECOR DRAWINGS.
5. PROVIDE WOOD BLOCKING IN WALLS BEHIND NEW/RELOCATED PLUMBING ACCESSORIES AND PLUMBING FIXTURES FOR SUPPORT OF WATER LINES (TYPICAL). PATCH AND REPAIR WALLS AND PREPARE FOR NEW FINISHES.
6. INSTALL NEW FINISHES PER THE DECOR DRAWINGS.
7. REPLACE PUSH/PULL/PANIC HARDWARE.
8. PROVIDE WALL FURRING AT 16" O.C. MAX FOR NEW ARCHITECTURAL ELEMENTS ON FACE OF EXISTING BUILDING. REFER TO EXTERIOR ELEVATIONS.
9. PROVIDE NEW WALL CONSTRUCTION. REFER TO PARTITION & WALL SCHEDULE.
10. REPAIR DRIVE THRU WINDOW AND SILLS.
11. NEW AWNING ABOVE.
12. REPLACE TILE BASE.
13. SEE ENLARGED RESTROOM PLAN ON A3.0 FOR NEW LAYOUT AND FIXTURE MOUNTING DIMENSIONS.
14. PROVIDE "MAXIMUM OCCUPANT LOAD" SIGN.
15. NOT USED
16. EXISTING STOREFRONT TO REMAIN. CLEAN ALL GLASS, TOUCH UP PAINT ON FRAMES, AS NEEDED. REPLACE ANY FAILED SEALS.
17. OWNER TO REMOVE AND RELOCATE FREESTYLE UNIT DURING CONSTRUCTION. PLUMBER IS REQUIRED TO RESET DRAIN HOOKUPS.
18. INSTALL NEW FLOOR TILE PER DECOR DRAWINGS.
19. REPAIR FLOOR TILE. \*\*\*BID ALTERNATE TO INSTALL NEW.
20. CLEAN AND BUFF FLOOR AFTER INSTALLATION/REPAIR OF FINISH MATERIALS.
21. NOT USED
22. NOT USED
23. CLEAN EXISTING FLOOR DRAIN.
24. NOT USED
25. REPAIR DOOR CLOSURE. \*\*\*BID ALTERNATE TO REPLACE
26. NOT USED
27. EXISTING STOREFRONT DOOR, REPLACE MID PANEL.
28. REFINISH DOOR AND FRAME PER DECOR DRAWINGS.
29. NEW DOOR, FRAME, AND HARDWARE. SEE DOOR SCHEDULE.
30. NEW SERVICE DOOR. SEE PLAN AND DOOR SCHEDULE ON A7.0 - SEE EXTERIOR ELEVATIONS FOR FINISH PAINT COLOR.
32. FRANCHISEE TO REPLACE EXISTING FIRE EXTINGUISHERS AS REQUIRED BY CODE.
33. REPAIR AND CLEAN PLAYGROUND EQUIPMENT.
34. REPAIR/REPLACE SAFETY PADDINGS AT POST.

**DEMOLITION KEYED NOTES**

- D1. REMOVE EXISTING FRONT SERVICE COUNTER AND PARTITION BELOW COUNTER. GC TO VERIFY PARTIAL WALL DEMOLITION IS POSSIBLE FOR 34" ADA COUNTER. GC TO LEAVE EXISTING POWER CONNECTIONS FOR RE-INSTALLATION OF POS AND EQUIPMENT. POS TO BE REMOVED BY OWNER.
- D2. REMOVE EXISTING SEATING AND TABLES INCLUDING SUPPORT FRAMES. PATCH AND REPAIR FLOOR AS NEEDED. SOLID BLACK TILES TO BE USED FOR PATCHING.
- D3. REMOVE QUEUE RAIL. PATCH AND REPAIR FLOOR AS NEEDED. SOLID BLACK TILES TO BE USED FOR PATCHING.
- D4. NOT USED
- D5. REMOVE EXISTING ELECTRONIC INTERIOR MENU BOARD AND STORE FOR RE-INSTALLATION ONCE THE REMODEL IS COMPLETED. - BY OWNER
- D6. REMOVE PARTITIONS IN RESTROOMS. RELOCATE ANY EXISTING PLUMBING/ELECTRICAL AS REQUIRED PER NEW RESTROOM LAYOUT. REFER TO SHEETS A3.0.
- D7. REMOVE EXISTING FLOOR TILE, PATCH AND REPAIR FLOOR, PREP FOR NEW FINISHES.
- D8. NOT USED
- D9. NOT USED
- D10. REMOVE EXISTING PLUMBING FIXTURES AND TOILET ACCESSORIES. RELOCATE AS NECESSARY TO MEET ADA. REFER TO A-3.0 ENLARGED TOILET ROOM PLAN FOR MORE INFORMATION.
- D11. REMOVE EXISTING HALF WALLS AS INDICATED. PATCH AND REPAIR FLOOR AS NEEDED. SOLID BLACK TILES TO BE USED FOR PATCHING.
- D12. NOT USED
- D13. REMOVE EXISTING DOOR AND HARDWARE. SEE THIS SHEET FOR LOCATION AND A7.0 FOR NEW DOOR SPECIFICATIONS.
- D14. REMOVE WALL FINISHES TRIM AND PREPARE FOR NEW FINISHES TO BE INSTALLED. SEE DECOR DRAWINGS FOR FINISHES AND SPECIFICATIONS.
- D15. REMOVE AND STORE EXISTING CONDIMENT / SELF-SERVING BEVERAGE BAR.
- D16. OWNER TO REMOVE AND RELOCATE FREESTYLE UNIT DURING CONSTRUCTION. PLUMBER IS REQUIRED TO RESET DRAIN HOOKUPS.
- D17. NOT USED
- D18. NOT USED
- D19. EXISTING FLOOR TILE REMAIN, PATCH AND REPAIR AS NEEDED. \*\*\*SOLID BLACK TILE TO BE USED FOR PATCHING.
- D20. REMOVE DOOR, FRAME, AND HARDWARE.



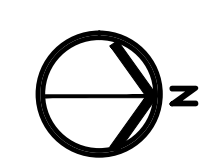
**NOTE TO CONTRACTOR:**

1. DO NOT DISCARD HIGH CHAIRS.
2. DO NOT REMOVE OR DISPOSE OF SECURITY CAMERAS.
3. SAVE ALL ARTWORK/WALL ARTIFACTS AND REINSTALL

**NOTE:**

SEE THE INTERIOR DECOR DRAWINGS FOR INTERIOR FLOOR AND WALL FINISHES, FINISH SCHEDULE AND DETAILS.

**FLOOR PLAN**  
SCALE: 3/16" = 1'-0"



REVISIONS

NO	DATE	REMARKS
03.08.16		ISSUE FOR CONSTRUCTION
12.14.15		REVISION
11.05.15		ISSUE FOR PERMIT
11.05.15		ISSUE FOR BID

**RESTAURANT FOR:**  
**TOMS King**  
 335 COMMERCE DRIVE  
 CRYSTAL LAKE, IL 60014  
 815-444-2008  
**BURGER KING CORPORATION**

**BURGER KING REMODEL**

BK9830  
 600 S. HIGH STREET  
 CORTLAND, OH

PROJECT NO: 002015.0270  
 DATE: 11.05.15

**A1.0**  
 FLOOR PLAN

CHECKED: LL DRAWN: HP

LIGHT FIXTURE SCHEDULE				
TYPE	MANUFACTURER	CATALOG NO.	WATTAGE	REMARKS
<b>B</b>	LSI	BESA LIGHT "LUCIA" GARNET (5 PENDANT FIXTURE) 6JC-169741-SN-LMPFL	GU-24	DECORATIVE GLASS PENDANT LIGHT. PENDANTS TO BE CENTERED OVER TABLES PER DECOR DRAWINGS. COORDINATE LOCATION AND QUANTITY WITH DECOR SUPPLIER. HEIGHTS VARY. LOWEST BOTTOM OF LIGHT: 6'-6" A.F.F. AT DINING TABLE
	SECURITY	BESA LIGHT "LUCIA" GARNET (5 PENDANT FIXTURE) 6JC-169741-SN-LMPFL	GU-24	DECORATIVE GLASS PENDANT LIGHT. PENDANTS TO BE CENTERED OVER TABLES PER DECOR DRAWINGS. COORDINATE LOCATION AND QUANTITY WITH DECOR SUPPLIER. HEIGHTS VARY. LOWEST BOTTOM OF LIGHT: 6'-6" A.F.F. AT DINING TABLE
	CREE (RUUD)-HERMITAGE	BESA LIGHT "LUCIA" GARNET (5 PENDANT FIXTURE) 6JC-169741-SN-LMPFL	GU-24	DECORATIVE GLASS PENDANT LIGHT. PENDANTS TO BE CENTERED OVER TABLES PER DECOR DRAWINGS. COORDINATE LOCATION AND QUANTITY WITH DECOR SUPPLIER. HEIGHTS VARY. LOWEST BOTTOM OF LIGHT: 6'-6" A.F.F. AT DINING TABLE
	CAL LIGHTING	(5 PENDANT FIXTURE) PCS-1077-BS		CONTACT: ROBERT COOPER 1-800-321-6677 x-102
<b>B1</b>	LSI	BESA LIGHT "TAMBURO" GARNET 704241-SN-LMPFL	GU-24	DECORATIVE GLASS WALL SCONCE. COORDINATE LOCATION AND QUANTITY WITH DECOR SUPPLIER. HEIGHTS VARY. LOWEST BOTTOM OF LIGHT: 6'-4" A.F.F.
	SECURITY	BESA LIGHT "TAMBURO" GARNET 704241-SN-LMPFL	GU-24	DECORATIVE GLASS WALL SCONCE. COORDINATE LOCATION AND QUANTITY WITH DECOR SUPPLIER. HEIGHTS VARY. LOWEST BOTTOM OF LIGHT: 6'-4" A.F.F.
	CREE (RUUD)-HERMITAGE	BESA LIGHT "TAMBURO" GARNET 704241-SN-LMPFL	GU-24	DECORATIVE GLASS WALL SCONCE. COORDINATE LOCATION AND QUANTITY WITH DECOR SUPPLIER. HEIGHTS VARY. LOWEST BOTTOM OF LIGHT: 6'-4" A.F.F.
<b>B2</b>	LSI	BESA LIGHT "LUCIA" GARNET (1 PENDANT FIXTURE) 1TT-169741-SN-LMPFL	GU-24	DECORATIVE GLASS SINGLE PENDANT LIGHT. PENDANTS TO BE CENTERED OVER TABLES PER DECOR DRAWINGS. COORDINATE LOCATION AND QUANTITY WITH DECOR SUPPLIER. HEIGHTS VARY. LOWEST BOTTOM OF LIGHT: 6'-6" A.F.F. AT DINING TABLE
	SECURITY	BESA LIGHT "LUCIA" GARNET (1 PENDANT FIXTURE) 1TT-169741-SN-LMPFL	GU-24	DECORATIVE GLASS SINGLE PENDANT LIGHT. PENDANTS TO BE CENTERED OVER TABLES PER DECOR DRAWINGS. COORDINATE LOCATION AND QUANTITY WITH DECOR SUPPLIER. HEIGHTS VARY. LOWEST BOTTOM OF LIGHT: 6'-6" A.F.F. AT DINING TABLE
	CREE (RUUD)-HERMITAGE	BESA LIGHT "LUCIA" GARNET (1 PENDANT FIXTURE) 1TT-169741-SN-LMPFL	GU-24	DECORATIVE GLASS SINGLE PENDANT LIGHT. PENDANTS TO BE CENTERED OVER TABLES PER DECOR DRAWINGS. COORDINATE LOCATION AND QUANTITY WITH DECOR SUPPLIER. HEIGHTS VARY. LOWEST BOTTOM OF LIGHT: 6'-6" A.F.F. AT DINING TABLE
<b>B2</b>	CAL LIGHTING	(SINGLE PENDANT FIXTURE) PCI-1077-10-BS		CONTACT: ROBERT COOPER 1-800-321-6677 x-102
	LSI	1JT-4124RM-SN-LAMP (RUBY) 1JT-4124VM-SN-LAMP (VANILLA)	50 XENON	DECORATIVE PENDANT LIGHT WITH STAINLESS RING ACCENT. PENDANTS TO BE CENTERED OVER TABLES PER DECOR DRAWINGS. COORDINATE LOCATION AND QUANTITY WITH DECOR SUPPLIER. BOTTOM OF LIGHT @ 6'-6" A.F.F.
	SECURITY	5F7681JT4124RM / 5F141BK4RPS (RUBY) 5F7681JT4124VM / 5F141BK4RPS (VANILLA)	26 CFL	DECORATIVE PENDANT LIGHT WITH STAINLESS RING ACCENT. PENDANTS TO BE CENTERED OVER TABLES PER DECOR DRAWINGS. COORDINATE LOCATION AND QUANTITY WITH DECOR SUPPLIER. BOTTOM OF LIGHT @ 6'-6" A.F.F.
	CREE (RUUD)-HERMITAGE	*BES00003 w/ RS9042&	18 CFL	DECORATIVE PENDANT LIGHT WITH STAINLESS RING ACCENT. PENDANTS TO BE CENTERED OVER TABLES PER DECOR DRAWINGS. COORDINATE LOCATION AND QUANTITY WITH DECOR SUPPLIER. BOTTOM OF LIGHT @ 6'-6" A.F.F.

<b>C</b>	LSI	FB38-MAB-LMPFL	26 CFL	6" DIAMETER SURFACE MOUNTED CYLINDER, BLACK. JUNCTION BOX (LOCATION VARIES W/ MANUFACTURER)
	SECURITY	5F141SLSP5741	26 CFL	STEM WOOD TRUSS "C" FIXTURE. REQUIRED: MOUNT WITH BOTTOM OF FIXTURE FLUSH TO UNDERSIDE OF TRUSS.
	CREE (RUUD)-HERMITAGE	RS9035A-1B& w/ RS9035B-NF& w/ L-9121&	26 CFL	7" DIAMETER RECESSED DOWN LIGHT
<b>D</b>	LSI	SP7000A/7135B5BFFL/BH27/ LAMP-LMP2635	26 PLT	
	SECURITY	5F1687500M/ 5F1687532BL5	26 CFL	
<b>E</b>	CREE (RUUD)-HERMITAGE	RC6 W/ LR6-10L L76WH-DR	11 WATT LED	
	LSI	1TFA-2-32-SD-SS010-LM735-UE	(2)32 FL	1x4 RECESSED FLUORESCENT
<b>F</b>	SECURITY	R142BLW120/GFK14	(2)32 FL	
	CREE (RUUD)-HERMITAGE	*F14GT001	(2)32 FL	
<b>G</b>	LSI	GA-432-SD-SS010-LM735-UE	(4)32 FL	2x4 RECESSED FLUORESCENT
	SECURITY	R244BLW120	(4)32 FL	
<b>H</b>	CREE (RUUD)-HERMITAGE	*J24RG0015	(4)32 FL	
	LSI	PN18-432-FD-SS010-LM735-UE	(4)32 FL	2x4 RECESSED FLUORESCENT (DINING ROOM DROPPED CEILING OPTION)
<b>I</b>	SECURITY	RD4GSZAH8IE	(4)32 FL	ORDER BLACK TRIM WITH BLACK CEILING AND WHITE TRIM WITH HAZE CEILING.
	CREE (RUUD)-HERMITAGE	*J24PG3014	(4)32 FL	
<b>J</b> (OPTIONAL)	SECURITY	X1AFB132K1YFB01E	(1) 28 FL	MANUFACTURER: STONCO MODEL: XPRESSIVES SERIES 4" LINEAR FLUOR. DESCRIPTION: GOOSE NECK EXTERIOR FIXTURE MARKED FOR WET LOCATION ARM STYLE SL4 W/ACS3XX CABLE SUPPORT
	CREE (RUUD)-HERMITAGE	*BBCC00716 W/(2)#BBCC00717 W/*BBCC00718	150 MH	

<b>K</b>	LSI	SCET-S-100-PSMV-PG-120-WHT (100W PSMH) CROSSOVER SERIES XSL2 5 LED 50 CW 120 WHT	100 MH	DROP DOWN METAL HALIDE FIXTURE
	SECURITY	UCL-853-100MH-S-WH-120/277 (100W PSMH) 851 SERIES 8851 DL 42 FP OW WH 120	100 MH	
<b>L</b>	CREE (RUUD)-HERMITAGE	MRC0410-1A	100 MH	
	LSI	HIWS-FTW-150-CMH-F-120-MSV	150 MH	SURFACE MOUNTED EXTERIOR WALL SCONCE NOTE: 1. FIXTURES ARE TO MATCH STOREFRONT FRAMES
<b>M</b>	SECURITY	RWSC-175MH-UD-PS-MT	175 MH	2. LSI FIXTURE "L", COLOR SILVER, TO BE USED IN CANOPIES WHEN USING OPEN CANOPIES
	CREE (RUUD)-HERMITAGE	SE9141& (SILVER) OR SE9140& (BLACK) SE9139& (RED) SE5410-M (BRONZE)	100 MH	
<b>N</b>	LSI	EG3-2-32-SS10-WL-LM830-UE	(2)32 FL	WET LISTED 4'-0" FLUORESCENT UNDER CANOPY LIGHT ARE TO BE INSTALLED POINTING DOWN. G.C. TO PROVIDE AND INSTALL BRACKETS AS REQUIRED.
	SECURITY	5F141SLSLUN42	(2)32 FL	
<b>EM</b>	CREE (RUUD)-HERMITAGE	HS14V2X32-U3	(2)32 FL	
	LSI	EG2-WB-150-PSMH-PG-MT-BLK	150 MH	WALL MOUNTED SECURITY LIGHT
<b>EMX</b>	SECURITY	SWP-175MH-WH/PS	175 MH	
	LSI	MGWP0615-M	175 MH	
<b>EM</b>	SECURITY	LES 6 100 WH	(2) 7.2	EMERGENCY LIGHT
	CREE (RUUD)-HERMITAGE	PE 6	-	
<b>EMX</b>	CREE (RUUD)-HERMITAGE	EMP22WH	-	
	SECURITY	PRX-R-U-WB-WH-PR50-R12	(2) 5.4	EXIT/EMERGENCY LIGHT
<b>EMX</b>	SECURITY	14104567	-	
	CREE (RUUD)-HERMITAGE	EXPCRW1	-	

### GENERAL NOTES

- A. ALL DIMENSIONS SHOWN ON REFLECTED CEILING PLAN ARE FROM FACE OF WALL FINISH UNLESS NOTED OTHERWISE.
- B. THE REFERENCE HEIGHTS INDICATED ON PLAN ARE FROM APPROXIMATE FINISH FLOOR (A.F.F.)
- C. GENERAL CONTRACTOR TO COORDINATE DINING ROOM LIGHTING WITH APPROVED INTERIOR DECOR PLANS.
- D. CONTRACTOR SHALL VERIFY FIXTURE QUANTITIES AND ALSO MAKE PROPER ADJUSTMENTS FOR ANY CHANGES IN PLAN DUE TO ADDITIONAL REQUIREMENTS, LOCAL CODES, ETC.
- E. CONTRACTOR TO COORDINATE PENDANT LIGHT LOCATIONS WITH DECOR SUPPLIER'S DRAWINGS.
- F. ALL FIXTURES SHALL BE LOCATED IN CENTER OF CEILING TILES UNLESS OTHERWISE NOTED.
- G. SEE THIS SHEET FOR LIGHTING LAYOUT REQUIREMENTS AND ADDITIONAL INFORMATION.
- H. FOR FINISH SPECIFICATIONS, REFER TO FINISH SCHEDULE ON AB-0 SHEET.

**PLAN NOTES:**

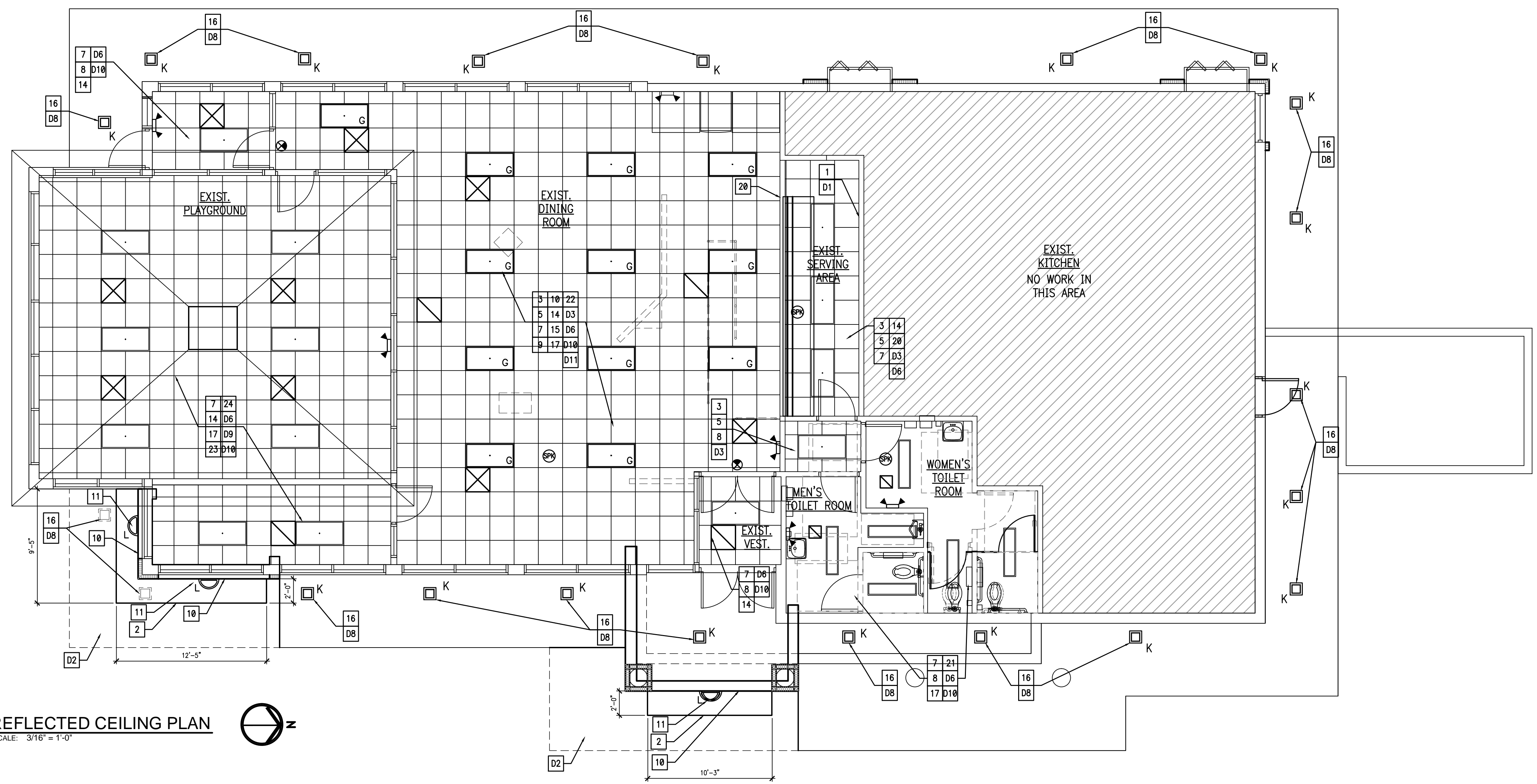
1. SEE THE INTERIOR DECOR DRAWINGS FOR INTERIOR FLOOR AND WALL FINISHES, FINISH SCHEDULE, LIGHTING FIXTURES, AND DETAILS.
2. GRIDPOINT ENERGY MANAGEMENT SYSTEM IS IN THIS RESTAURANT. GIVE CAUTION TO SENSOR/THERMOSTAT.
3. THE MEANS OF EGRESS ILLUMINATION SHALL NOT BE LESS THAN (1) FOOT CANDLE AT THE WALKING SURFACE

### LEGEND

SYMBOL	DESCRIPTION
	SUPPLY AIR DIFFUSERS
	RETURN AIR GRILLES
	EXHAUST FAN GRILLES
	CEILING GRID & TILE: 2'x2'
	CEILING GRID & TILE: 2'x4'
	NEW GYPSUM BD. CEILING

### KEYED NOTES

1. EXISTING MENU BOARD WALL. FINISH PER DECOR SCHEDULE. RE-INSTALL MENU BOARD WITH ANGLE BRACKET. -BY OWNER
2. PREFABRICATED METAL CANOPY TYPICAL. COORDINATE WITH CANOPY VENDOR FOR WALL BLOCKING REQUIREMENTS.
3. NEW SUSPENDED CEILING GRID. REPAIR GRID AS REQUIRED, LEVEL, CLEAN. INSTALL NEW TILE, SEE NOTE 5.
4. NOT USED.
5. NEW SUSPENDED ACOUSTICAL CEILING TILE. USG 24 X 24 X 3/4 RADAR CLIMA PLUS CEILING PANEL. FL EDGE, COLOR WHITE.
6. NOT USED
7. NEW SUPPLY / RETURN DIFFUSERS (COLOR: WHITE) -FURNISHED AND INSTALLED BY OWNER.
8. REPAIR EXISTING LIGHT FIXTURES.
9. PENDANT LIGHTS TO BE CENTERED OVER TABLES. COORDINATE WITH DECOR DRAWINGS AND SEATING PLAN. -SUPPLIED BY OWNER INSTALLED BY GC.
10. NEW 2X4 RECESSED LIGHTS, SEE SCHEDULE THIS PAGE.
11. NEW UNDER CANOPY LIGHT FIXTURE TO BE LOCATED SO THAT LIGHT SOURCE IS NOT VISIBLE. G.C. TO SUPPLY J-BOX AS INDICATED BY AWNING/CANOPY VENDOR. CONNECT NEW LIGHTS TO EXISTING CIRCUITS. VERIFY IN FIELD. PROVIDED BY CANOPY MANUFACTURER.
12. NOT USED
13. NOT USED
14. SECURITY CAMERAS TO REMAIN. DO NOT REMOVE, DO NOT THROW OUT.
15. CONNECT NEW LIGHTS TO EXISTING CIRCUITS. VERIFY IN FIELD.
16. INSTALL SOFFIT LIGHTS, SEE LIGHTING SCHEDULE ON THIS SHEET.
17. INSTALL NEW EMERGENCY LIGHTING AND EXIT SIGNS. -SUPPLIED BY OWNER INSTALLED BY GC.
18. NOT USED
19. NOT USED
20. NEW SOFFIT OVER SERVICE COUNTER.
21. PATCH AND REPAIR EXISTING DRYWALL CEILING. PREP FOR NEW FINISH.
22. REPLACE THERMOSTAT.
23. EXISTING CEILING GRID.
24. EXISTING CEILING TILE.



**REFLECTED CEILING PLAN**  
SCALE: 3/16" = 1'-0"

**INTERPLAN**  
ARCHITECTURE  
ENGINEERING  
INTERIOR DESIGN  
PROJECT MANAGEMENT

604 COURTLAND STREET  
SUITE 100  
ORLANDO, FLORIDA 32804  
PH 407.645.6008  
FX 407.629.9124

SEAL:

REVISIONS

NO.	DATE	REMARKS
03.08.16		ISSUE FOR CONSTRUCTION
12.15.15		REVISION
11.05.15		ISSUE FOR PERMIT
11.05.15		ISSUE FOR BID

**RESTAURANT FOR:**  
**TOM'S King**  
335 COMMERCE DRIVE  
CRYSTAL LAKE, IL 60014  
815-444-2008  
**BURGER KING CORPORATION**

**BURGER KING REMODEL**  
BK9830  
600 S. HIGH STREET  
CORTLAND, OH

### DEMOLITION KEYED NOTES

- D1. REMOVE EXISTING ELECTRONIC INTERIOR MENU BOARD AND STORE FOR RE-INSTALLATION ONCE THE REMODEL IS COMPLETED. -BY OWNER
- D2. REMOVE EXISTING ROOF AND PARAPET WHERE SHOWN. REFER TO ROOF PLAN AND SECTIONS FOR MORE INFORMATION ON THE EXTENT OF THE DEMOLITION. REMOVE SOFFIT LIGHTS AND RELATED WIRING BACK TO SOURCE, LOCATED IN THE ROOF THAT WILL BE DEMOLISHED.
- D3. REMOVE EXISTING CEILING TILES.
- D5. NOT USED
- D6. REMOVE EXISTING DIFFUSERS. SEE PLAN FOR LOCATION OF NEW DIFFUSERS.
- D7. NOT USED
- D8. REMOVE EXISTING SOFFIT LIGHTS. LEAVE ELECTRICAL CONNECTIONS FOR USE WITH NEW LIGHT FIXTURES. SEE PLAN FOR LOCATION OF NEW SOFFIT LIGHT FIXTURE.
- D9. REMOVE EXISTING CEILING FAN IN PLAYGROUND. CAP ELECTRICAL CONNECTION.
- D10. REMOVE EXISTING EMERGENCY LIGHTING AND EXIT SIGNS. REPLACE ALL FIXTURES WITH NEW IN CURRENT LOCATION, UNLESS NOTED OTHERWISE. TO INCLUDE REAR DELIVERY DOOR SIGN.
- D11. REMOVE EXISTING LIGHT FIXTURES. LEAVE ELECTRICAL CONNECTION FOR NEW LIGHT.

PROJECT NO: 002015.0270  
DATE: 11.05.15

**A1.1**  
CEILING PLAN

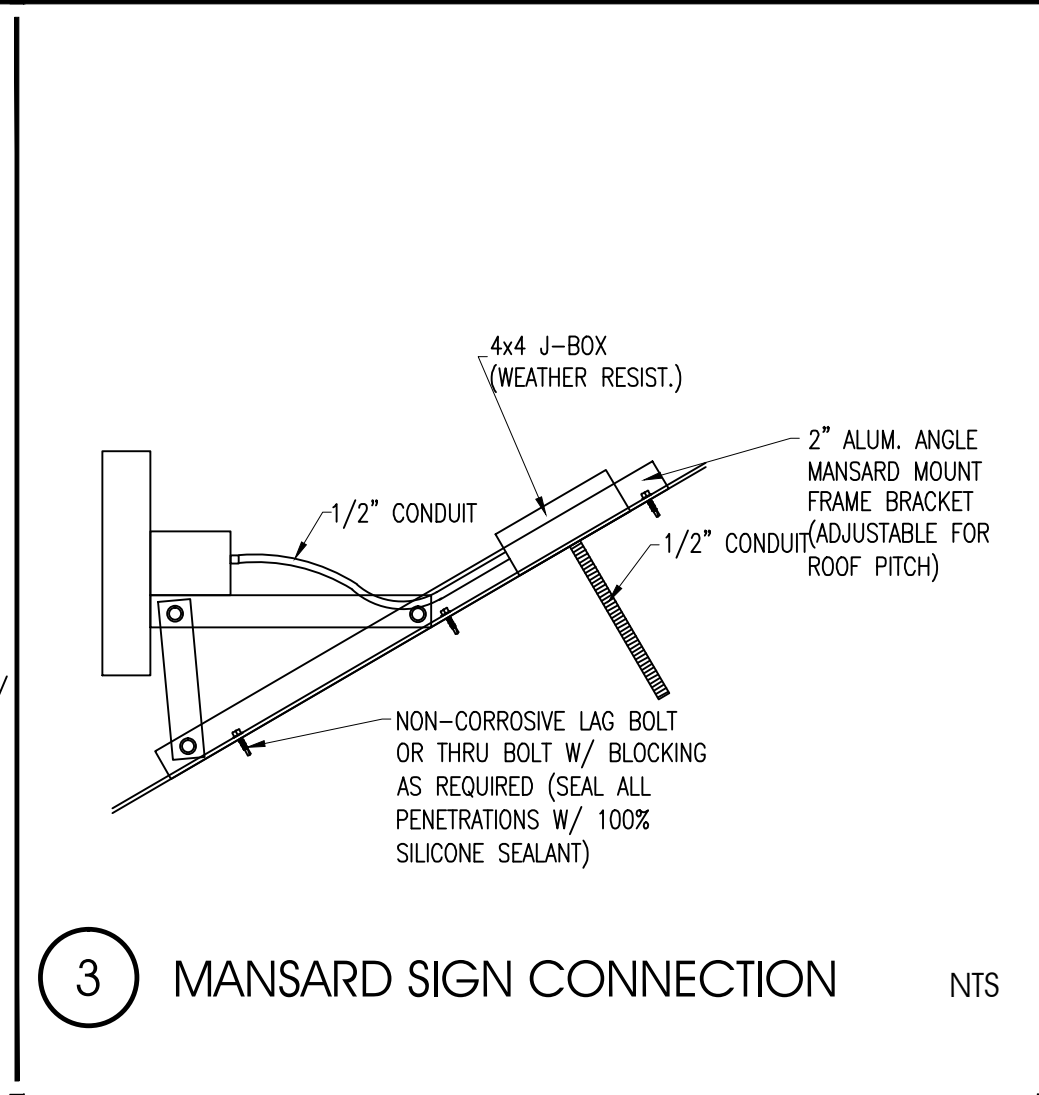
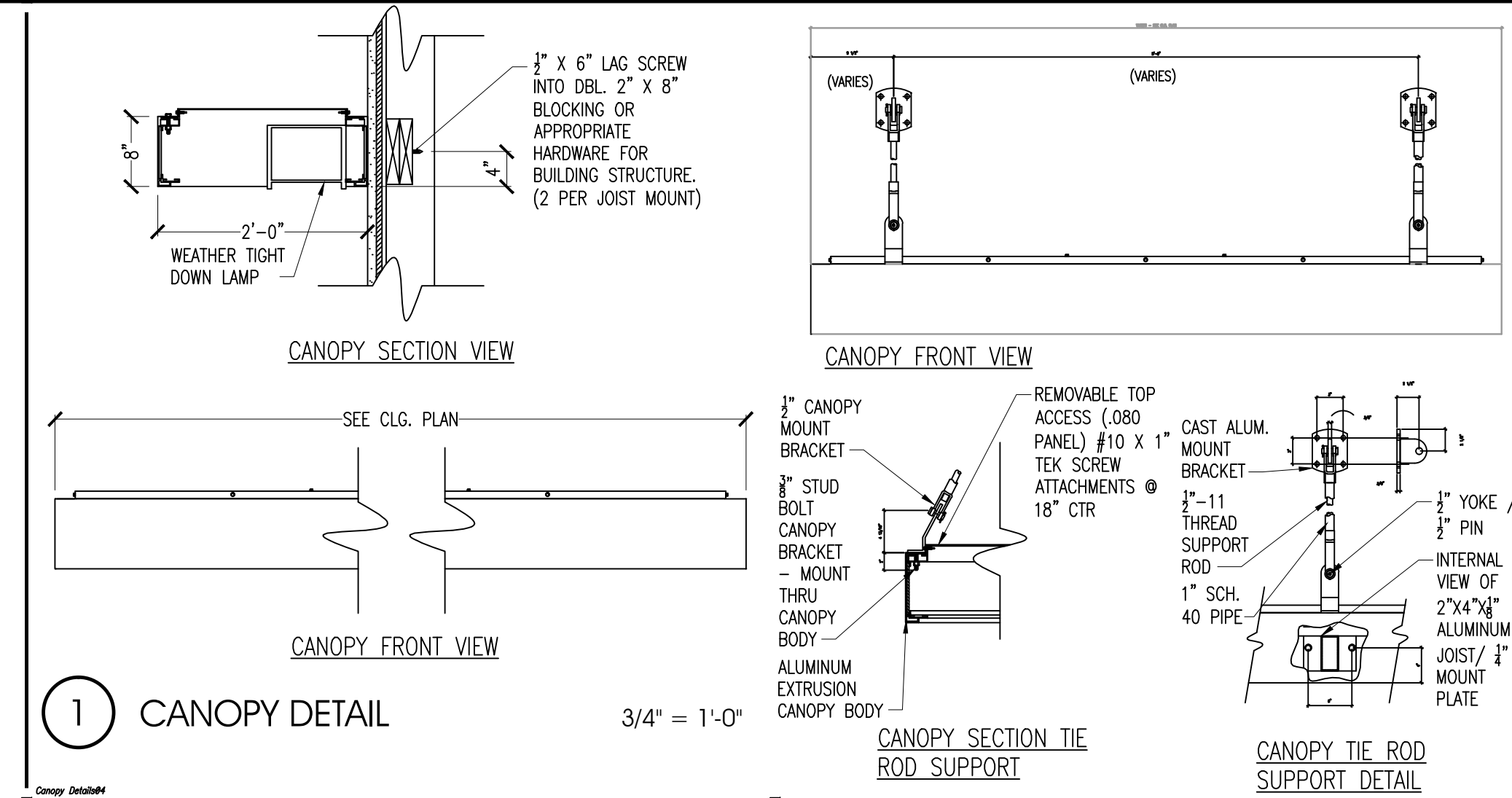
CHECKED: LL DRAWN: HP

**KEYED NOTES**

- EXISTING ROOFING SYSTEM TO REMAIN. G.C. SHALL PROVIDE SUITABLE PATCH AT EXISTING/NEW ROOF MATERIAL JOINT TO MAINTAIN WATERTIGHT SEAL.
- NEW PREFABRICATED METAL CANOPY BY SIGN COMPANY. REFER TO DETAIL 1/A1.2. G.C. TO PROVIDE BLOCKING IN NEW FACADE FOR AWNING SUPPORT.
- NEW METAL COPING AND CAP FLASHING, REFER TO ELEVATIONS FOR COLOR.
- VERTICAL EDGE OF KICKER - WRAP WITH BUILDING MATERIAL FOR WATERTIGHT SEAL.
- NEW DIAGONAL BRACING AT NEW PARAPET. REFER TO WALL SECTIONS. PROVIDE NEW ROOF MEMBRANE TO MATCH EXISTING.
- RETROFIT EXISTING LIGHT BAND. MOVE ELECTRIC HOOK UP AS REQUIRED TO WORK WITH NEW PARAPET CONDITIONS. REFER TO EXTERIOR ELEVATIONS. \*\*\* BID ALTERNATE TO REPLACE WITH NEW LED LIGHT BAND.
- EXISTING ROOF TOP EQUIPMENT TO REMAIN. VERIFY CONDITION W/ OWNER
- NEW ROOFING SYSTEM TO MATCH EXISTING AT NEW ROOF CONSTRUCTION. G.C. SHALL PROVIDE SUITABLE PATCH AT EXISTING TO NEW ROOF MATERIAL JOINT TO MAINTAIN WATERTIGHT SEAL. G.C. SHALL SUPPLY NEW ROOF, INCLUDING ALL FLASHING AND ACCESSORIES AS REQUIRED TO MAINTAIN EXISTING EQUIPMENT/LOCATIONS, OVER ENTIRE BUILDING.
- NEW PARAPET CONSTRUCTION/EXTENSION. SEE WALL SECTIONS.
- VERIFY THAT THE ROOF DRAINS AND SCUPPERS ARE CLEAN AND IN WORKING CONDITION.
- INSTALL NEW STANDING SEAM METAL ROOF AT EXISTING MANSARD FRAMING PER MANUFACTURER'S INSTRUCTIONS.
- NOT USED
- CONTRACTOR TO REPLACE EXISTING SCUPPERS.

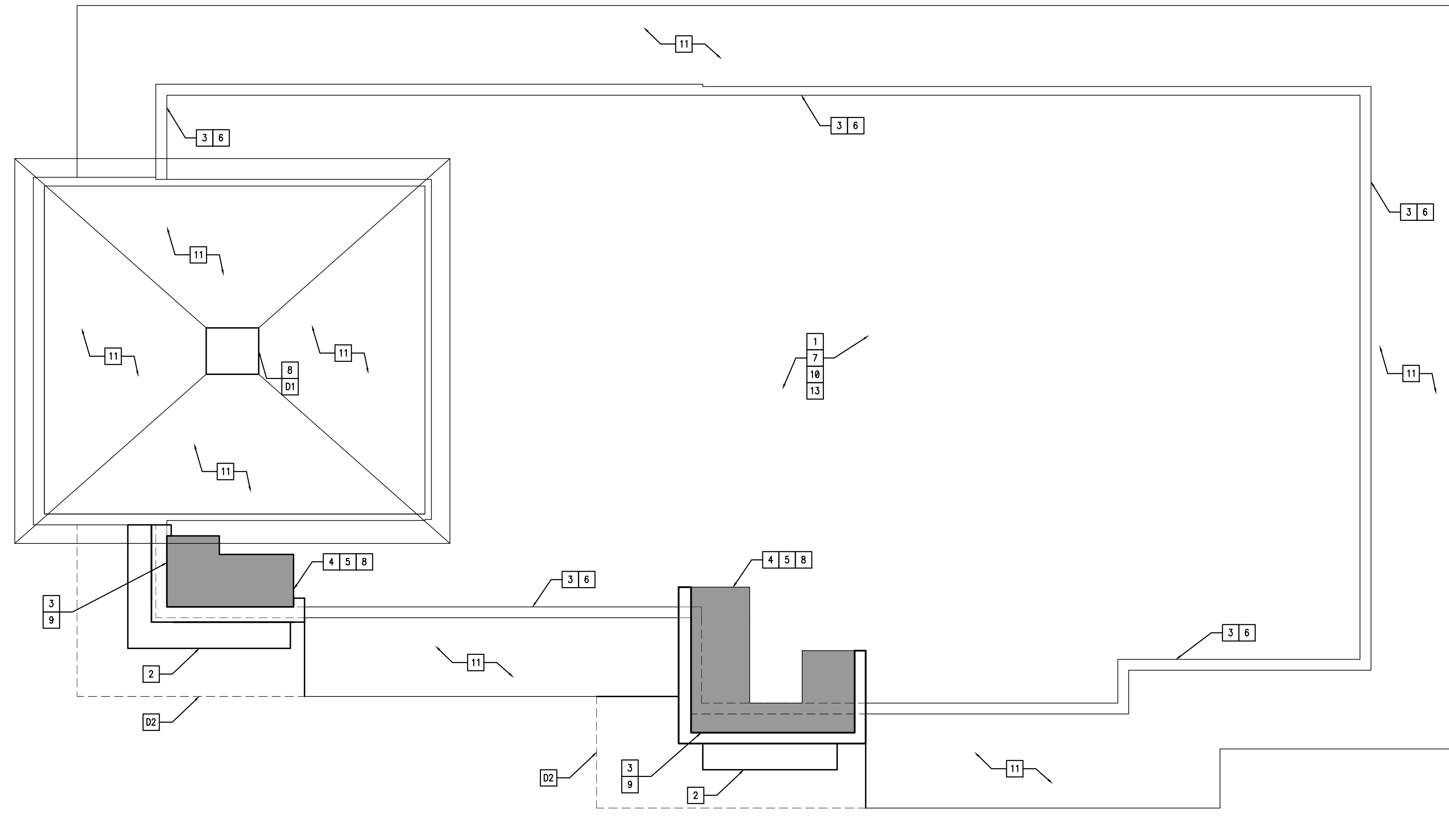
**DEMO KEYED NOTES:**

- REMOVE EXISTING COPULA AS NOTED. REFER TO WALL SECTIONS AND EXTERIOR ELEVATIONS.
- REMOVE PORTION OF EXISTING MANSARD ROOF AS SHOWN.



NOTE:  
VERIFY ALL CANOPY DIMENSIONS IN FIELD PRIOR TO FABRICATION.

NOTE:  
VERIFY CONDITION AND MODIFICATIONS TO LIGHT BAND WITH OWNER.



**ROOF PLAN**  
SCALE: 3/16" = 1'-0"

03.08.16	ISSUE FOR CONSTRUCTION
12.14.15	REVISIONS
11.05.15	ISSUE FOR PERMIT
11.05.15	ISSUE FOR BID
NO DATE	REMARKS

**RESTAURANT FOR:**  
**TOM'S King**  
335 COMMERCE DRIVE  
CRYSTAL LAKE, IL 60014  
815-444-2008  
**BURGER KING CORPORATION**

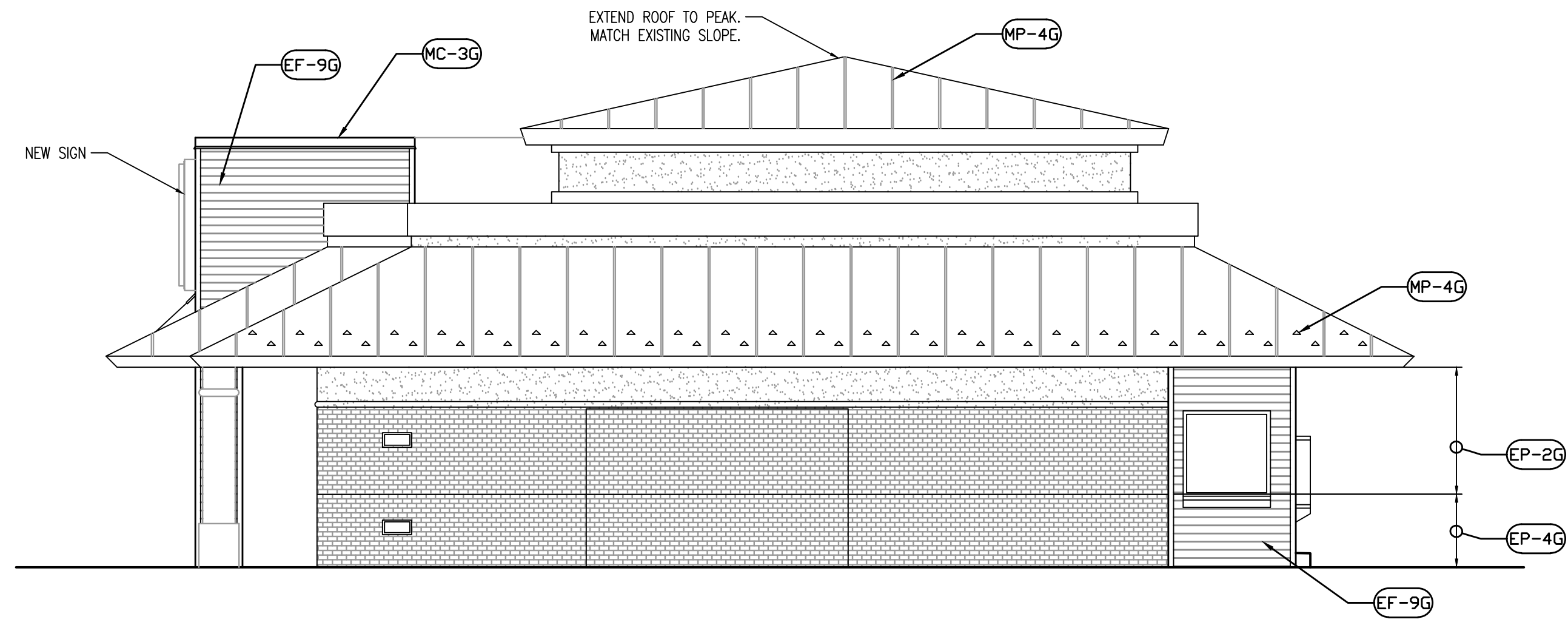
**BURGER KING REMODEL**  
BK9830  
600 S. HIGH STREET  
CORTLAND, OH

PROJECT NO: 002015.0270  
DATE: 11.05.15

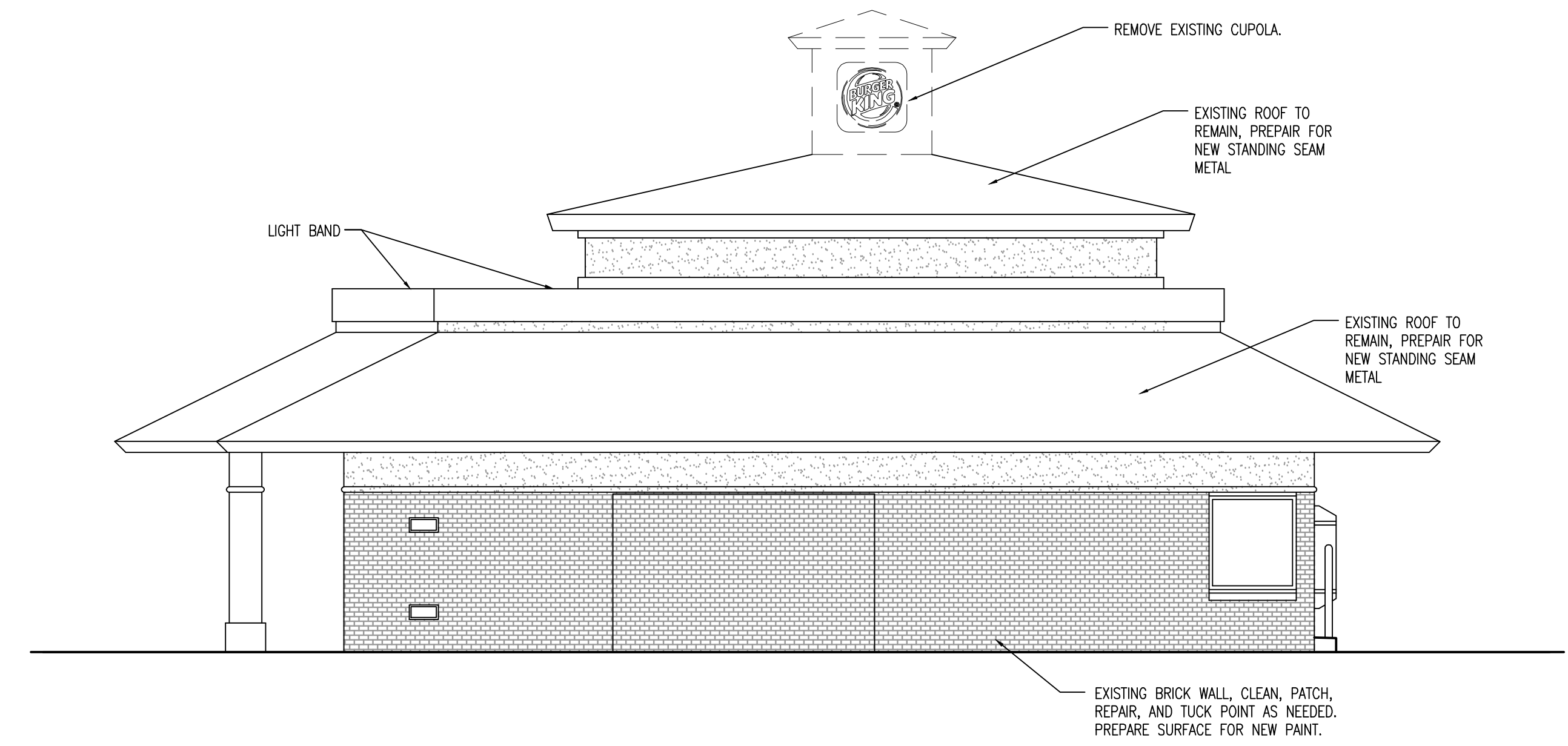
**A1.2**  
ROOF PLAN

CHECKED: LL DRAWN: HP

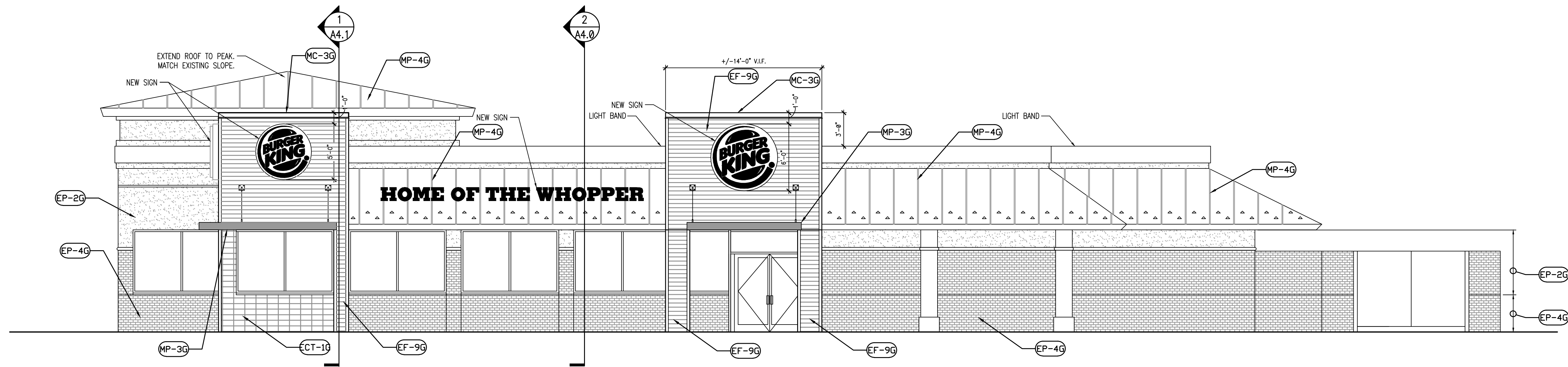
COPYRIGHT © 2016 INTERPLAN LLC. RESERVES COPYRIGHT & OTHER RIGHTS RESTRICTING THESE DOCUMENTS TO THE ORIGINAL SITE OR PURPOSE FOR WHICH THEY WERE PREPARED. REPRODUCTIONS, REPRODUCTIONS, CHANGES OR ASSIGNMENTS ARE PROHIBITED.



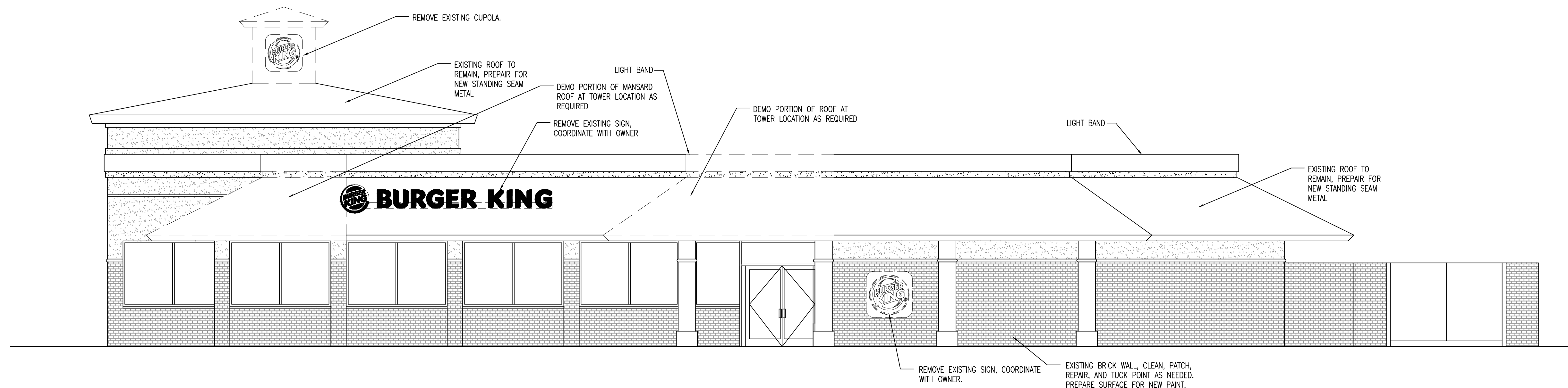
1 PROPOSED NORTH ELEVATION 3/16"=1'-0"



1 EXISTING NORTH ELEVATION 3/16"=1'-0"



2 PROPOSED EAST ELEVATION 3/16"=1'-0"



2 EXISTING EAST ELEVATION 3/16"=1'-0"

**GENERAL NOTES**

- BUILDING SIGNAGE BY OTHERS UNDER SEPARATE PERMIT.
- PREFABRICATED METAL CANOPY UNDER SEPARATE PERMIT
- G.C. TO PROVIDE POWER TO ALL BUILDING SIGNAGE.
- REFER TO WALL SECTIONS FOR FRAMING OF NEW WALLS.
- REFER TO FINISH SCHEDULE SHEET A8.0
- REMOVE ROOF LIGHT FIXTURES

**LEGEND:** (SEE SHEET A8.0 FOR FINISHES)

- (EB-#)** BRICK SURFACE
- (ECT-#)** EXTERIOR HARDI BOARD FINISH
- (EF-#)** STUCCO OR SIDING WALL SURFACE
- (EP-#)** PAINT FINISH
- (MC-#)** METAL COPING
- (MP-#)** METAL TRIM/PANEL
- (S-#)** SIGNAGE BY SEPARATE VENDOR

03.08.16 ISSUE FOR CONSTRUCTION  
11.05.15 ISSUE FOR PERMIT  
11.05.15 ISSUE FOR BID  
NO. DATE REMARKS

REVISIONS

**RESTAURANT FOR:**  
**TOM'S King**  
335 COMMERCE DRIVE  
CRYSTAL LAKE, IL 60014  
815-444-2008  
**BURGER KING CORPORATION**

**BURGER KING REMODEL**

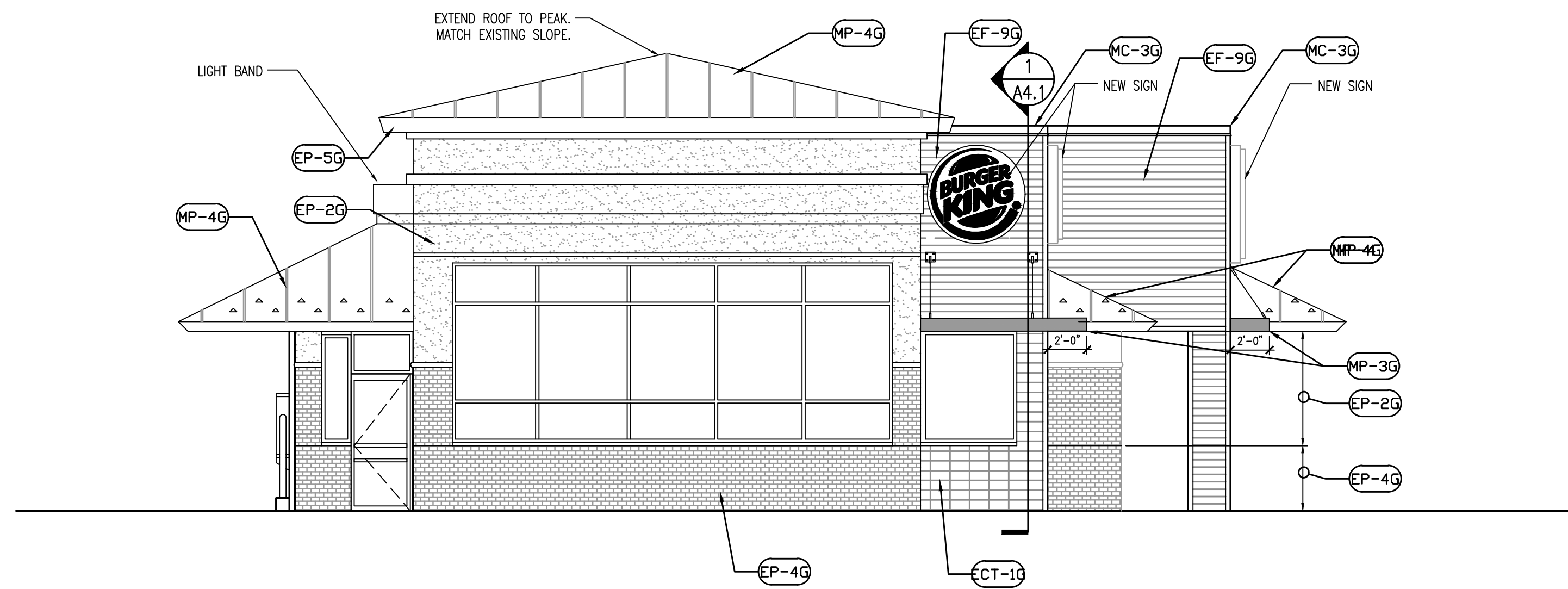
BK9830  
600 S. HIGH STREET  
CORTLAND, OH

PROJECT NO: 002015.0270  
DATE: 11.05.15

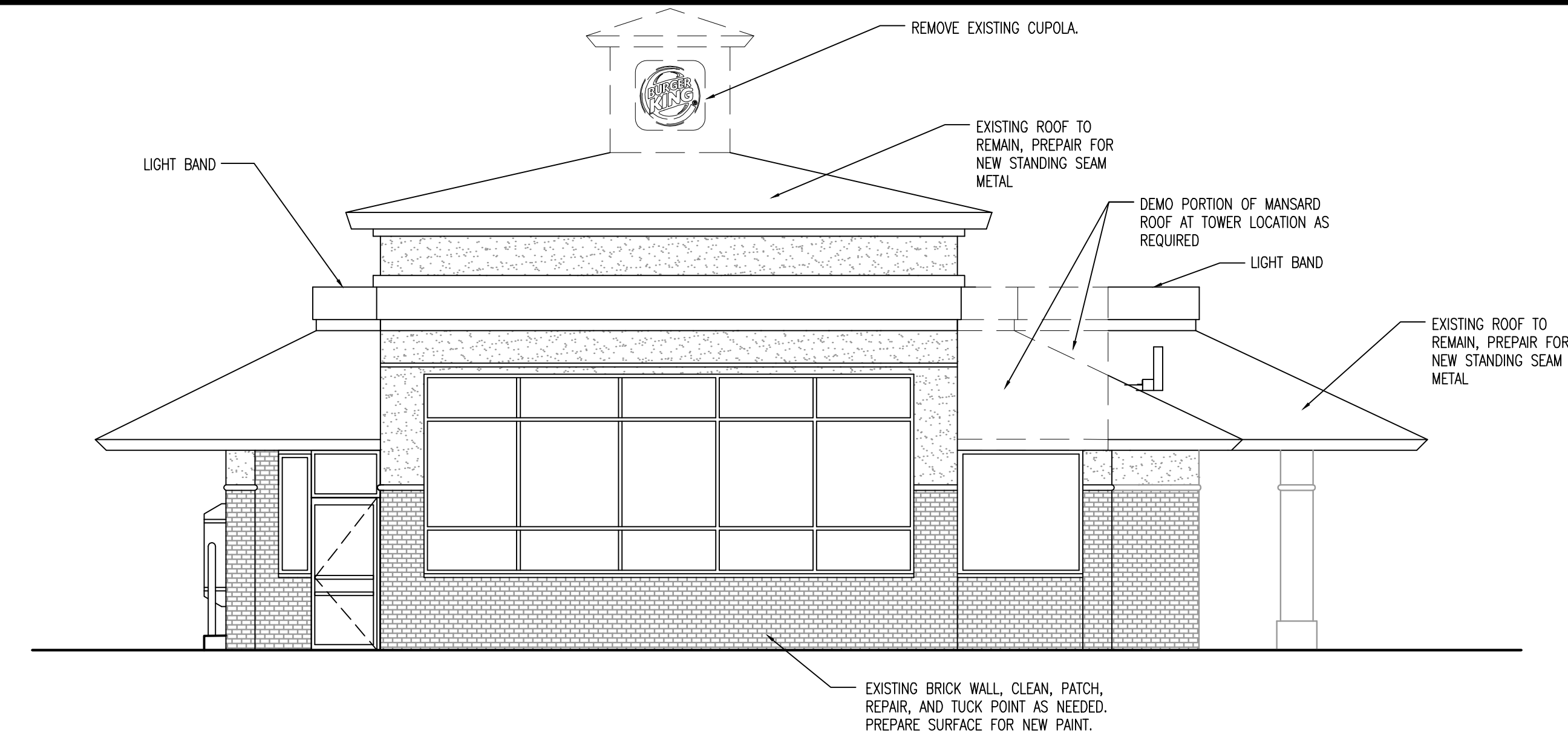
**A2.0**  
EXTERIOR ELEVATIONS

CHECKED: LL DRAWN: HP

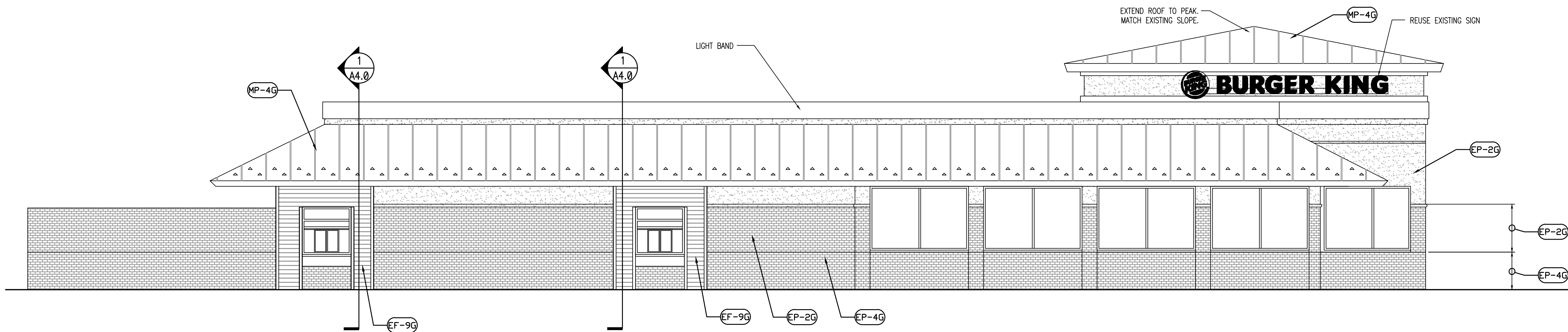
SEAL:



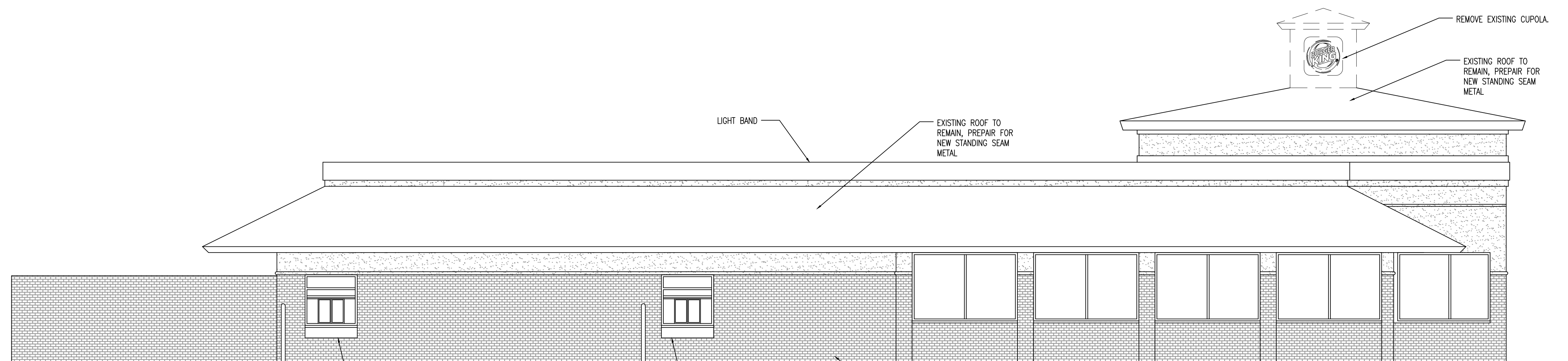
3 PROPOSED SOUTH ELEVATION 3/16"=1'-0"



3 EXISTING SOUTH ELEVATION 3/16"=1'-0"



4 PROPOSED WEST ELEVATION 3/16"=1'-0"



4 EXISTING WEST ELEVATION 3/16"=1'-0"

**GENERAL NOTES**

- BUILDING SIGNAGE BY OTHERS UNDER SEPARATE PERMIT.
- PREFABRICATED METAL CANOPY UNDER SEPARATE PERMIT.
- G.C. TO PROVIDE POWER TO ALL BUILDING SIGNAGE.
- REFER TO WALL SECTIONS FOR FRAMING OF NEW WALLS.
- REFER TO FINISH SCHEDULE SHEET A8.0
- REMOVE ROOF LIGHT FIXTURES

**LEGEND:** (SEE SHEET A8.0 FOR FINISHES)

- (EB-B)** BRICK SURFACE
- (ECT-H)** EXTERIOR HARDI BOARD FINISH
- (EF-B)** STUCCO OR SIDING WALL SURFACE
- (EP-B)** PAINT FINISH
- (MC-B)** METAL COPING
- (MP-B)** METAL TRIM/PANEL
- (S-#)** SIGNAGE BY SEPARATE VENDOR

03.08.16 ISSUE FOR CONSTRUCTION  
11.05.15 ISSUE FOR PERMIT  
11.05.15 ISSUE FOR BID  
NO DATE REMARKS

REVISIONS

**RESTAURANT FOR:**  
**TOMS King**  
335 COMMERCE DRIVE  
CRYSTAL LAKE, IL 60014  
815-444-2008  
**BURGER KING CORPORATION**

**BURGER KING REMODEL**

BK9830  
600 S. HIGH STREET  
CORTLAND, OH

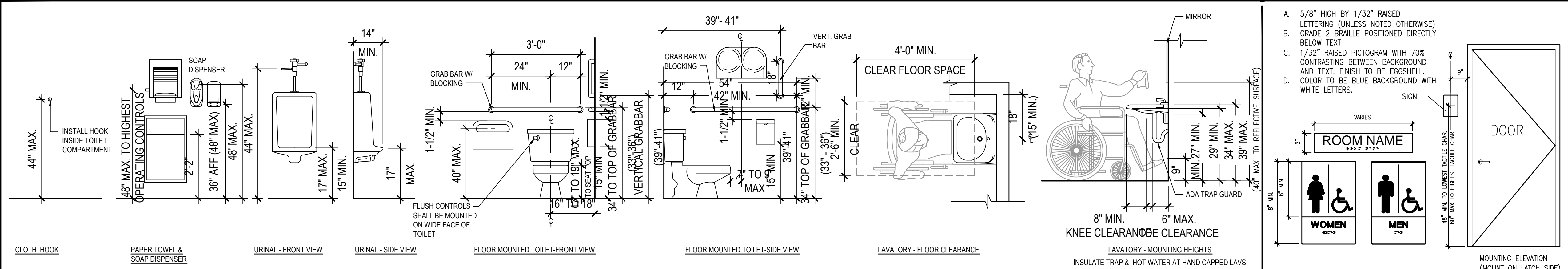
PROJECT NO: 002015.0270  
DATE: 11.05.15

**A2.1**  
EXTERIOR ELEVATIONS

CHECKED: LL DRAWN: HP

COPYRIGHT © 2016 INTERPLAN LLC. RESERVES COPYRIGHT & OTHER RIGHTS. RESTRICTING THESE DOCUMENTS TO THE ORIGINAL SITE OR PURPOSE FOR WHICH THEY WERE PREPARED. REPRODUCTIONS, CHANGES OR ASSIGNMENTS ARE PROHIBITED.





### TOILET ACCESSORIES

- 1 GRAB BAR - 250 LBS. MINIMUM (33" MIN - 36" MAX. HEIGHT TO TOP OF GRAB BAR) BOBRICK WASHROOM EQUIPMENT, INC. PROVIDE THE REQUIRED QUANTITY AND LENGTH AS INDICATED ON THE DRAWINGS OR AS REQUIRED BY THE GOVERNING CODE. THE BAR SHALL BE 1 1/2" IN DIAMETER AND MOUNTED WITH 1 1/2" CLEARANCE FROM THE WALL.
- 2 WALL MOUNTED SOAP DISPENSER & HAND SANITIZER DISPENSER (36" MAXIMUM HEIGHT) SUPPLIED BY ECOLOB AND INSTALLED BY G.C.
- 3 MIRROR (BOTTOM OF REFLECTIVE SURFACE AT 40" MAXIMUM HEIGHT) MODEL B-165-1836 (18"x36") STAINLESS STEEL CHANNEL FRAME MIRROR WITH THEFT RESISTANT SCREWS BY BOBRICK WASHROOM EQUIPMENT, INC. OR APPROVED EQUIVALENT.
- 4 TOILET PAPER HOLDER 9" TWIN JUMBO MODEL #58250 BY NORTH AMERICAN CORPORATION.
- 5 PAPER WASTE RECEPTACLE (REQUIRED) MODEL B-3644 AS MANUFACTURED BY BOBRICK WASHROOM EQUIPMENT, INC. OR APPROVED EQUIVALENT (ROUGH OPENING 16"W, 29 1/4"H, 4"D MIN.).
- 6 PAPER TOWEL DISPENSER SUPPLIED BY PAPER TOWEL SUPPLIER AND INSTALLED BY G.C. PAPER TOWEL DISPENSER - SAN JAMAR MODEL #T-1290WS (800)248-9826 X113.
- 6A ELECTRIC HAND DRYER-OPTIONAL (IN ADDITION TO PAPER TOWEL DISPENSER): COLUMBIA VORTEX-SEMI RECESSED DELUXE SERIES AUTOMATIC TOUCH-FREE SENSOR HAND DRYER. MODEL HD-835-210. NOTE: HAND DRYER TO BE INSTALLED AT MAX. HEIGHT OF 48" FROM FINISHED FLOOR TO TOP OF SENSOR OR PER ADA REQUIREMENTS.
- 7 TOILET SEAT COVER DISPENSER. WHITE PLASTIC. ROCHESTER MIDLAND CORPORATION - PRODUCT CODE: 25132000
- 8 BOBRICK 1080/1180 DURALINE SERIES TOILET PARTITION. COLOR: E0-09 BLACK. OPTIONAL: MARLITE LAMINATE OR PHENOLIC TOILET PARTITIONS AS AN ALTERNATE TO BOBRICK SPECIFICATION. COLOR: BLACK. NOTE: BOTTOM OF PARTITION SHALL BE AT MIN. 12" FROM FINISH FLOOR AND 60" HEIGHT (TOP OF PARTITION SHALL BE AT 72" A.F.F.)
- 9 BOBRICK CONTURA SERIES B-278 SANITARY NAPKIN DISPOSAL. SURFACE MOUNTED.
- 10 COAT HOOK - BOBRICK MODEL B-6717 TO BE MOUNTED ON INSIDE OF EACH RESTROOM/STALL DOOR @ 38"-40" A.F.F. FOR ADA ACCESSIBLE LOCATIONS AND @ 48" A.F.F. MAXIMUM FOR NON-ADA ACCESSIBLE LOCATIONS.
- 11 PROVIDE ADA COMPLIANCE DOOR HANDLES ON BOTH SIDES OF THE ACCESSIBLE TOILET PARTITION DOOR, NEAR THE LATCH.
- 12 PROVIDE WALL MOUNTED TYPE DOOR STOP AT DOOR HANDLE HEIGHT.



ACCESSIBILITY SIGNAGE MOUNTING DETAIL

## TOILET ROOM FIXTURES TYPICAL ELEVATIONS & A.D.A. CLEARANCES

ADADetail\_New.dwg 3/8"=1'-0" 3/8"=1'-0"

### PLUMBING FIXTURE SCHEDULE

MARK	FIXTURE	MANUFACTURER	MODEL NUMBER	MODEL NAME	VALVE
P-1	WATER CLOSET	AMERICAN STANDARD	2234.015	MADERA	SLOAN ROYAL #110
		KOHLER	4350	WELLCOMME	ZURN #Z6000AV-HET 1.25GPF
P-2	WATER CLOSET - ADA	AMERICAN STANDARD	3043.001	MADERA	SLOAN ROYAL #110
		ELJER	091-2175	PATRIOT	ZURN #Z6000AV-HET 1.25GPF
P-3	URINAL - ADA	AMERICAN STANDARD	6506.011	WASHBROOK	SLOAN ROYAL #186
		KOHLER	K-4960-ET	BARDON	ZURN #Z6003AV-EWS .50 GPF
P-4	LAVATORIES	ZURN	Z5751.196.00		KOHLER K-15598 FAUCET
		KOHLER	K-2054	SOHO	ZURN #7440-XL FAUCET

NOTES:  
 1. COMPARABLE FIXTURES BY AMERICAN STANDARD, ELJER AND KOHLER ARE ACCEPTABLE  
 2. TOILET SEATS TO BE CHURCH 9500SSC, KOHLER K-4671-C, OLSONITE #10C OR EQUAL.  
 3. IN SINGLE USE RESTROOMS ALL FIXTURE MUST BE ADA COMPLIANT.

### GENERAL ACCESSIBILITY NOTES

- #### ENTRANCES / DOORS:
2. PROVIDE METALLIC SIGN OVER EACH STOREFRONT DOOR STATING: "THIS DOOR MUST REMAIN UNLOCKED DURING BUSINESS HOURS". LETTERS SHALL NOT BE LESS THAN 1" HIGH ON A CONTRASTING BACKGROUND. THE SIGN SHALL BE INSTALLED BY THE GENERAL CONTRACTOR ON THE STOREFRONT ALUMINUM HEADER FRAME.
  3. ALL ACCESSIBLE ENTRANCES SHALL BE IDENTIFIED WITH AT LEAST ONE STANDARD SIGN AND WITH ADDITIONAL DIRECTIONAL SIGNS, AS REQUIRED, VISIBLE FROM APPROACHING PEDESTRIAN WAYS.
  4. EVERY REQUIRED ENTRANCE OR PASSAGE DOORWAY SHALL BE OF A SIZE AS TO PERMIT THE INSTALLATION OF A DOOR NOT LESS THAN 3 FEET IN WIDTH AND NOT LESS THAN 6 FEET 8 INCHES IN HEIGHT. DOORS SHALL BE CAPABLE OF OPENING AT LEAST 90 DEGREES AND SHALL BE SO MOUNTED THAT THE CLEAR WIDTH OF DOORWAY IS NOT LESS THAN 32-INCHES.
  5. WHERE PAIR OF DOORS IS UTILIZED AT LEAST ONE OF THE DOORS SHALL PROVIDE A CLEAR UNOBSTRUCTED OPENING WIDTH OF 32-INCHES WITH THE LEAF POSITIONED AT AN ANGLE OF 90 DEGREES FROM ITS CLOSED POSITION.
  6. LATCHING AND LOCKING DOORS THAT ARE HAND ACTIVATED AND WHICH ARE IN PATH OF TRAVEL SHALL BE OPENABLE WITH A SINGLE EFFORT BY LEVER TYPE HARDWARE, THAT DOES NOT REQUIRE TIGHT GRASPING, PINCHING OR TWISTING OF WRIST TO OPERATE. PANIC BARS, PUSH-PULL ACTIVATING BARS, OR OTHER HARDWARE DESIGNED TO PROVIDE PASSAGE WITHOUT REQUIRING THE ABILITY TO GRASP THE OPENING HARDWARE ARE ALLOWABLE.
  7. HAND ACTIVATED DOOR OPENING HARDWARE SHALL BE CENTERED BETWEEN 34-INCHES MIN AND 48" ABOVE THE FLOOR.
  8. THE FLOOR AND LANDING ON EACH SIDE OF AN ENTRANCE OR PASSAGE DOOR SHALL BE LEVEL AND CLEAR. THE LEVEL AND CLEAR AREA SHALL HAVE A LENGTH OF 60 INCHES IN THE DIRECTION OF TRAVEL AND THE LENGTH OF 48 INCHES IN OPPOSITE DIRECTION OF TRAVEL. SEE DIAGRAM "MANEUVERING CLEARANCE".
  9. THE WIDTH OF THE LEVEL AND CLEAR AREA ON THE SIDE TO WHICH THE DOOR SWINGS SHALL EXTEND 24-INCHES PAST THE STRIKE EDGE OF THE DOOR FOR EXTERIOR DOORS AND 18-INCHES PAST THE STRIKE EDGE FOR THE INTERIOR DOORS.
  10. THE FLOOR OR LANDING SHALL BE NOT MORE THAN 1/2-INCH LOWER THAN THE THRESHOLD OF THE DOORWAY. CHANGE IN LEVEL BETWEEN 1/4-INCH AND 1/2-INCH SHALL BE BEVELED WITH A SLOPE NO GREATER THAN 1:2.
  11. THE BOTTOM 10-INCHES OF ALL DOORS EXCEPT AUTOMATIC AND SLIDING DOORS SHALL HAVE A SMOOTH UNINTERRUPTED SURFACE TO ALLOW THE DOOR TO BE OPENED BY A WHEELCHAIR FOOTREST WITHOUT CREATING A TRAP OR HAZARDOUS CONDITION. WHERE NARROW FRAME DOORS ARE USED, A 10-INCH HIGH SMOOTH PANEL SHALL BE INSTALLED ON THE PUSHED SIDE OF THE DOOR, WHICH WILL ALLOW THE DOOR TO BE OPENED BY A WHEELCHAIR FOOTREST WITHOUT CREATING A TRAP OR HAZARDOUS CONDITION.
  12. A NARROW FRAME WITH A BEVELED TOP (30 DEGREES MAX. BEVEL TO VERTICAL PLANE) INSTALLED AT THE BOTTOM OF THE GLASS DOOR (WITH NO SIDE FRAMES) MAY BE USED IN LIEU OF PROVIDING THE REQUIRED 10-INCH UNINTERRUPTED SURFACE AT THE BOTTOM OF THE DOOR.
  13. MAXIMUM EFFORT TO OPERATE DOORS SHALL NOT EXCEED 5 LBS. FOR EXTERIOR DOORS AND 5 LBS. FOR INTERIOR DOORS. SUCH PULL OR PUSH EFFORT BEING APPLIED AT RIGHT ANGLES TO HINGED DOORS AND AT THE CENTER PLANE OF SLIDING OR FOLDING DOORS. COMPENSATING DEVICES OR AUTOMATIC DOOR OPERATORS MAY BE UTILIZED TO MEET THE ABOVE STANDARDS. WHEN FIRE DOORS ARE REQUIRED, THE MAXIMUM EFFORT TO OPERATE THE DOOR MAY BE INCREASED NOT TO EXCEED 15 LBS. REFER TO SECTION 404.2.8 OF ICC/ANSI.

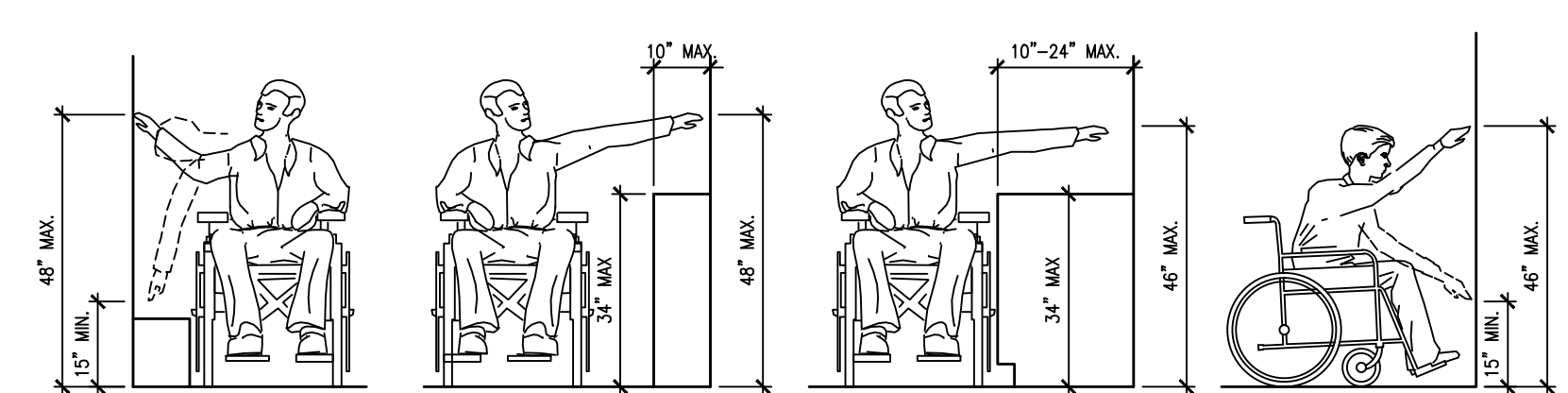
25. A CLEAR FLOOR SPACE 30-INCHES WIDE X 48-INCHES LONG SHALL BE PROVIDED IN FRONT OF A LAVATORY TO ALLOW A FORWARD APPROACH. SUCH CLEAR FLOOR SPACE SHALL ADJOIN OR OVERLAP AN ACCESSIBLE ROUTE AND SHALL EXTEND INTO KNEE AND TOE SPACE UNDERNEATH THE LAVATORY.
26. LAVATORIES SHALL BE MOUNTED WITH A CLEARANCE OF AT LEAST 29-INCHES FROM THE FLOOR TO THE BOTTOM OF THE APRON WITH KNEE CLEARANCE UNDER THE FRONT LIP EXTENDING A MINIMUM OF 30-INCHES IN WIDTH WITH 8-INCHES MINIMUM DEPTH AT THE TOP. TOE CLEARANCE SHALL BE THE SAME WITH AND SHALL BE A MINIMUM OF 9-INCHES HIGH FROM THE FLOOR AND A MINIMUM OF 17-INCHES DEEP FROM THE FRONT OF THE LAVATORY. SEE FIGURE 11
27. A PROJECTION OF LAVATORY BOWL INTO THE 8-INCH CLEAR SPACE, THEREBY REDUCING THE CLEAR HEIGHT BELOW THE LAVATORY TO NO LESS THAN 27-INCHES AT 8-INCHES BACK FROM THE APRON, MEETS THE REQUIREMENT FOR PROVIDING KNEE CLEARANCE.
28. HOT WATER AND DRAIN PIPES UNDER LAVATORIES SHALL BE INSULATED OR OTHERWISE COVERED. THERE SHALL BE NO SHARP OR ABRASIVE SURFACES UNDER LAVATORIES.
29. FAUCET CONTROLS AND OPERATING MECHANISMS SHALL BE OPERABLE WITH ONE HAND AND SHALL NOT REQUIRE TIGHT GRASPING, PINCHING OR TWISTING OF THE WRIST, THE FORCE REQUIRED TO ACTIVATE CONTROLS SHALL BE NO GREATER THAN 5 LBS. LEVER-OPERATED, PUSH-TYPE AND ELECTRONICALLY CONTROLLED MECHANISMS ARE EXAMPLES OF ACCEPTABLE DESIGN. SELF-CLOSING VALVES ARE ALLOWED IF THE FAUCET REMAINS OPEN FOR AT LEAST 10 SECONDS.
30. MIRRORS SHALL BE MOUNTED WITH THE BOTTOM EDGE NOT MORE THAN 40-INCHES FROM THE FLOOR. LOCATE TOWEL, SANITARY NAPKIN, AND WASTE RECEPTACLES WITH ALL OPERABLE PARTS NOT MORE THAN 40-INCHES FROM THE FLOOR.
31. LOCATE TOILET TISSUE DISPENSERS ON THE WALL WITHIN 7-9 INCHES IN FRONT OF THE WATER CLOSET MEASURED TO THE CENTERLINE OF THE DISPENSER. THE OUTLET SHALL BE 15 INCHES MINIMUM AND 48 INCHES MAXIMUM ABOVE THE FLOOR, AND SHALL NOT BE LOCATED BEHIND THE GRAB BARS. DISPENSERS SHALL NOT BE OF A TYPE THAT CONTROL DELIVERY, OR DO NOT ALLOW CONTINUOUS PAPER FLOW.
32. NOT USED.

### GRAB BARS:

33. GRAB BARS, FASTENERS AND MOUNTING DEVICES SHALL BE DESIGNED FOR 250 LBS. PER LINEAR FEET LOAD.
34. GRAB BARS SHALL BE LOCATED ON EACH SIDE, OR ONE SIDE AND THE BACK OF THE PHYSICALLY DISABLED TOILET STALL OR COMPARTMENT AND SHALL BE SECURELY ATTACHED 33-INCHES ABOVE AND PARALLEL TO THE FLOOR.
35. GRAB BARS AT THE SIDE SHALL BE AT LEAST 42-INCHES LONG MOUNTED AT A MAX. 12" FROM THE REAR WALL AND GRAB BARS AT THE BACK SHALL BE NOT LESS THAN 36-INCHES LONG. AND EXTEND 12" MIN. TO ONE SIDE & 24" TO THE OTHER.
36. THE DIAMETER OR WIDTH OF THE GRIPPING SURFACES OF A GRAB BAR SHALL BE 1-1/4 INCHES TO 1-1/2 INCHES OR THE SHAPE SHALL PROVIDE AN EQUIVALENT GRIPPING SURFACE.
37. IF THE GRAB BAR IS MOUNTED ADJACENT TO A WALL, THE SPACE BETWEEN THE WALL AND THE GRAB BAR SHALL BE 1-1/2 INCHES.
38. A GRAB BAR AND ANY WALL OR OTHER SURFACE ADJACENT SHALL BE FREE OF ANY SHARP OR ABRASIVE ELEMENTS.
39. GRAB BARS SHALL NOT ROTATE WITHIN THEIR FITTINGS.
40. EDGES SHALL HAVE MINIMUM RADIUS OF 1/8-INCH.

### ADDITIONAL REQUIREMENTS:

41. THE CENTER OF RECEPTACLE OUTLETS SHALL BE NOT LESS THAN 15-INCHES ABOVE THE FLOOR OR WORKING PLATFORMS.
42. THE INTERNATIONAL SYMBOL OF ACCESSIBILITY SHALL BE THE STANDARD USED TO IDENTIFY FACILITIES THAT ARE ACCESSIBLE TO AND USABLE BY PHYSICALLY DISABLED PERSONS. THE SYMBOL SPECIFIED ABOVE SHALL CONSIST OF A WHITE FIGURE ON A BLUE BACKGROUND. THE BLUE SHALL BE EQUAL TO COLOR NO. 15090 IN FEDERAL STANDARD 595A.
43. AT KITCHEN: SINKS, FAUCET CONTROLS AND OPERATING MECHANISMS SHALL BE OPERABLE WITH ONE HAND AND SHALL NOT REQUIRE TIGHT GRASPING, PINCHING OR TWISTING OF THE WRIST. THE FORCE REQUIRED TO ACTIVATE CONTROLS SHALL BE NO GREATER THAN 5 LBS. LEVER-OPERATED, PUSH-TYPE AND ELECTRONICALLY CONTROLLED MECHANISMS ARE EXAMPLES OF ACCEPTABLE DESIGN. SELF-CLOSING VALVES ARE ALLOWED IF THE FAUCET REMAINS FOR AT LEAST 10 SECONDS.
44. THE CENTER OF ANY OPERATING HANDLE/ SWITCH INTENDED TO CONTROL OR DISPENSE, SHALL BE PER DIAGRAM 4.



FRONT & SIDE REACH MIN CLEARANCES

### KEYED NOTES

- A NEW FLOOR TILE THROUGH-OUT RESTROOMS. SEE DECOR DRAWINGS.
- B FLOAT NEW TILE SO THAT NO THRESHOLDS ARE REQUIRED AT RESTROOM DOOR. TILE FINISH SHOULD TRANSITION AT MIDPOINT OF DOOR.
- C NOT USED

### GENERAL NOTES

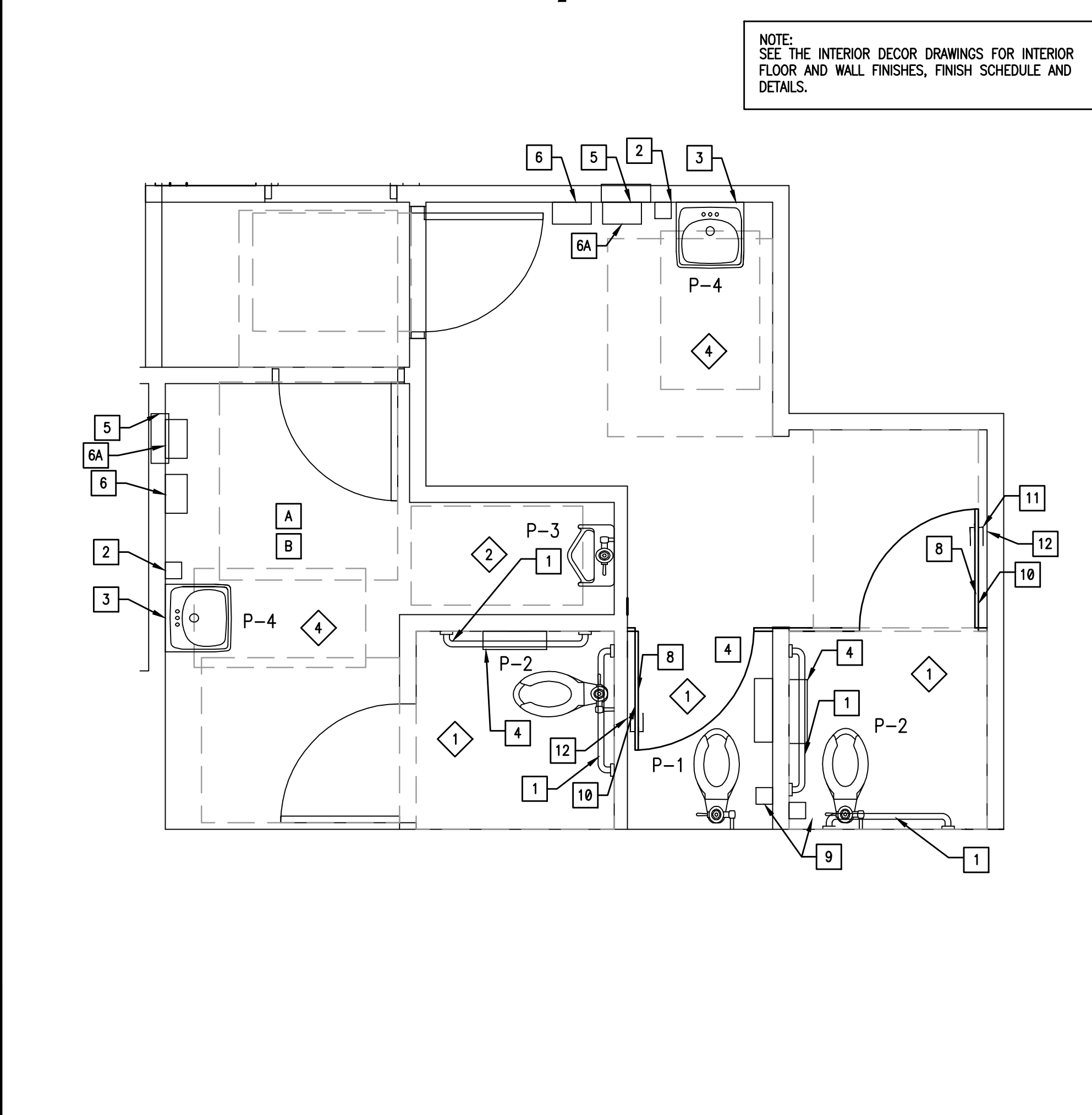
1. PIPING SPECIFICATION: DRAINAGE, WASTE AND VENT; PVC SCHEDULE 40 DWV. DOMESTIC WATER PIPING; HARD COPPER TUBE, TYPE L.
2. CONTRACTOR SHALL INSULATE ALL HOT AND COLD WATER PIPING WITH 3/4" FIBERGLASS WITH ALL SERVICE JACKET.
3. CONTRACTOR SHALL FIELD VERIFY LOCATIONS AND SIZES OF EXISTING PLUMBING (EXPOSED OR CONCEALED) AND VERIFY ACTIVITY OF EXISTING LINES AT CONNECTIONS TO NEW PLUMBING. CONTRACTOR SHALL ALSO VERIFY INVERT ELEVATIONS OF WASTE LINES AT LOCATIONS OF NEW CONNECTIONS TO EXISTING PRIOR TO THE BEGINNING OF DEMOLITION AND NEW WORK INCLUDING CUTTING OF EXISTING FLOOR SLAB AND/OR ORDERING OF MATERIALS.
4. CONTRACTOR SHALL REPAIR ANY DAMAGE TO EXISTING CAUSED DURING INSTALLATION OF NEW PLUMBING SYSTEMS AND RETURN BUILDING AS REASONABLY CLOSE AS POSSIBLE TO PRE-CONSTRUCTION CONDITION.
5. ALL WORK SHALL BE IN ACCORDANCE OF ALL APPLICABLE CODES.
6. EXISTING FLOOR DRAIN IN RESTROOMS TO REMAIN. GC TO FIELD VERIFY LOCATION. RE-SEAT ALL FLOOR DRAINS TO ACCOMMODATE NEW TILE INSTALL. G.C. TO RE-SLOPE FLOOR AS REQUIRED FOR DRAINAGE AND TO ENSURE NO SLOPE IS GREATER THAN 2% IN ANY DIRECTION. CUT CONCRETE SLAB AS REQUIRED FOR THE RELOCATION OF PLUMBING FIXTURES IN THE RESTROOMS. SEE A3.0.
7. REMOVE EXISTING STRAINERS FROM EXISTING FLOOR DRAINS. TEMPORARILY COVER DRAIN OPENINGS FOR PROTECTION FROM DEBRIS. PROVIDE AND INSTALL NEW POLISHED BRONZE STRAINERS ON EXISTING FLOOR DRAINS. FIELD VERIFY DRAIN LOCATIONS AND QUANTITIES.

### NEW PLUMBING KEYED NOTES

- 1 FURNISH AND INSTALL NEW (P-1 or P-2) AND INSTALL FLOOR MOUNTED FLUSH VALVE WATER CLOSET. ROUTE AND CONNECT NEW 4" SANITARY PIPE TO EXISTING 4" SANITARY OR LARGER SANITARY PIPING BELOW FLOOR. ROUTE AND CONNECT NEW 3" VENT IN WALL TO EXISTING 3" VENT ABOVE CEILING. ROUTE AND CONNECT NEW 1" COLD WATER PIPE IN WALL TO EXISTING 1" OR LARGER COLD WATER PIPE ABOVE CEILING. PROVIDE WATER HAMMER ARRESTOR (PDI RATING "A") ON WATER PIPING. FIELD VERIFY LOCATIONS OF EXISTING PIPING.
- 2 FURNISH AND INSTALL NEW WALL MOUNTED FLUSH VALVE URINAL. CONNECT TO EXISTING 2" SANITARY PIPE AND 2" VENT. CONNECT NEW 3/4" FLUSH VALVE TO EXISTING 3/4" OR LARGER COLD WATER PIPE. PROVIDE WATER HAMMER ARRESTOR (PDI RATING "A") ON WATER PIPING. FIELD VERIFY LOCATIONS OF EXISTING PIPING.
- 3 NOT USED
- 4 FURNISH AND INSTALL NEW WALL MOUNTED LAVATORY (P-4). CONNECT TO EXISTING 2" SANITARY/VENT STACK OR LARGER IN WALL. CONNECT TO EXISTING 1/2" OR LARGER COLD WATER PIPE IN WALL. ROUTE AND CONNECT NEW 1/2" HOT WATER PIPE IN WALL TO EXISTING 1/2" OR LARGER HOT WATER PIPE ABOVE CEILING. PROVIDE WATER HAMMER ARRESTOR (PDI RATING "A") ON WATER PIPING. FIELD VERIFY LOCATIONS OF EXISTING PIPING.

## NEW TOILET ROOMS

3/8"=1'-0"



### INTERPLAN

ARCHITECTURE  
 ENGINEERING  
 INTERIOR DESIGN  
 PROJECT MANAGEMENT

604 COURTLAND STREET  
 SUITE 100  
 ORLANDO, FLORIDA 32804  
 PH 407.645.6008  
 FX 407.629.9124

SEAL:

03.08.16 ISSUE FOR CONSTRUCTION  
 11.05.15 ISSUE FOR PERMIT  
 11.05.15 ISSUE FOR BID  
 NO DATE REMARKS

REVISIONS

RESTAURANT FOR:  
**TOMS King**  
 335 COMMERCE DRIVE  
 CRYSTAL LAKE, IL 60014  
 815-444-2008

**BURGER KING CORPORATION**

**BURGER KING REMODEL**

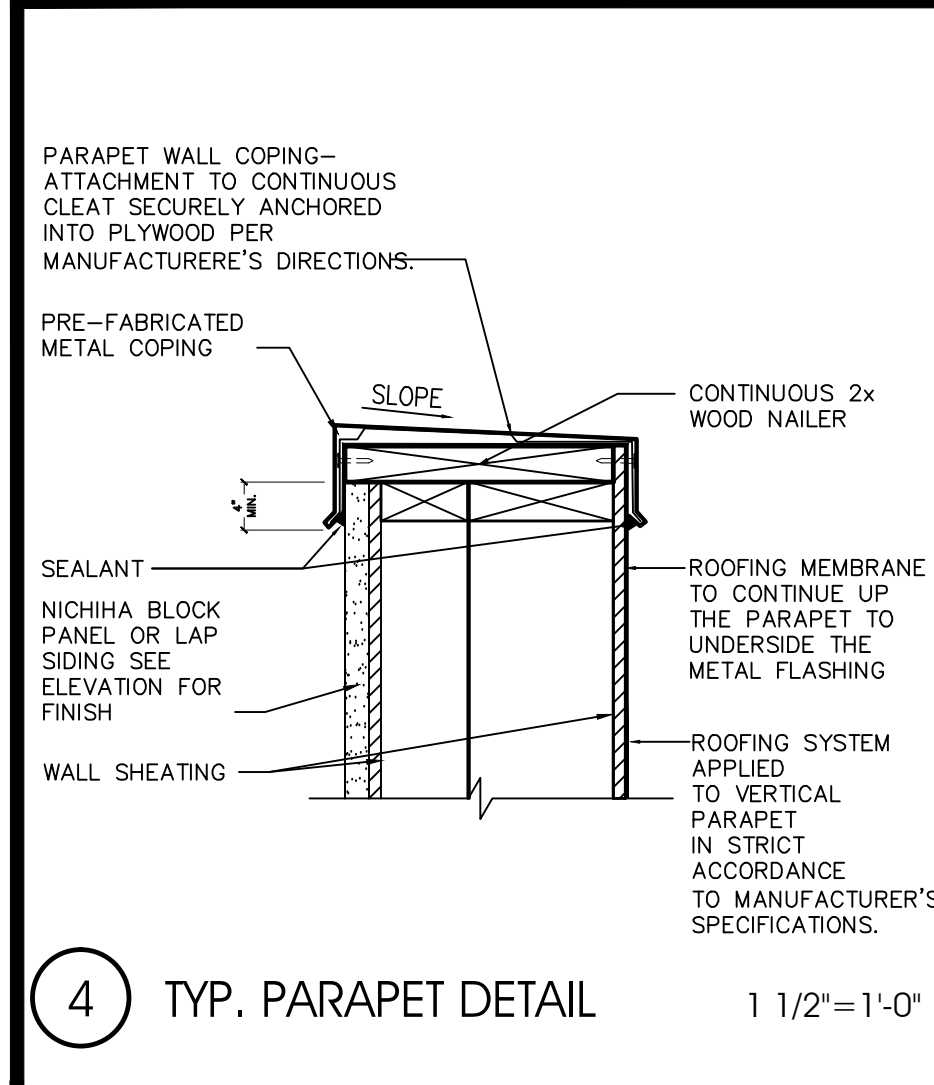
BK9830  
 600 S. HIGH STREET  
 CORTLAND, OH

PROJECT NO: 002015.0270  
 DATE: 11.05.15

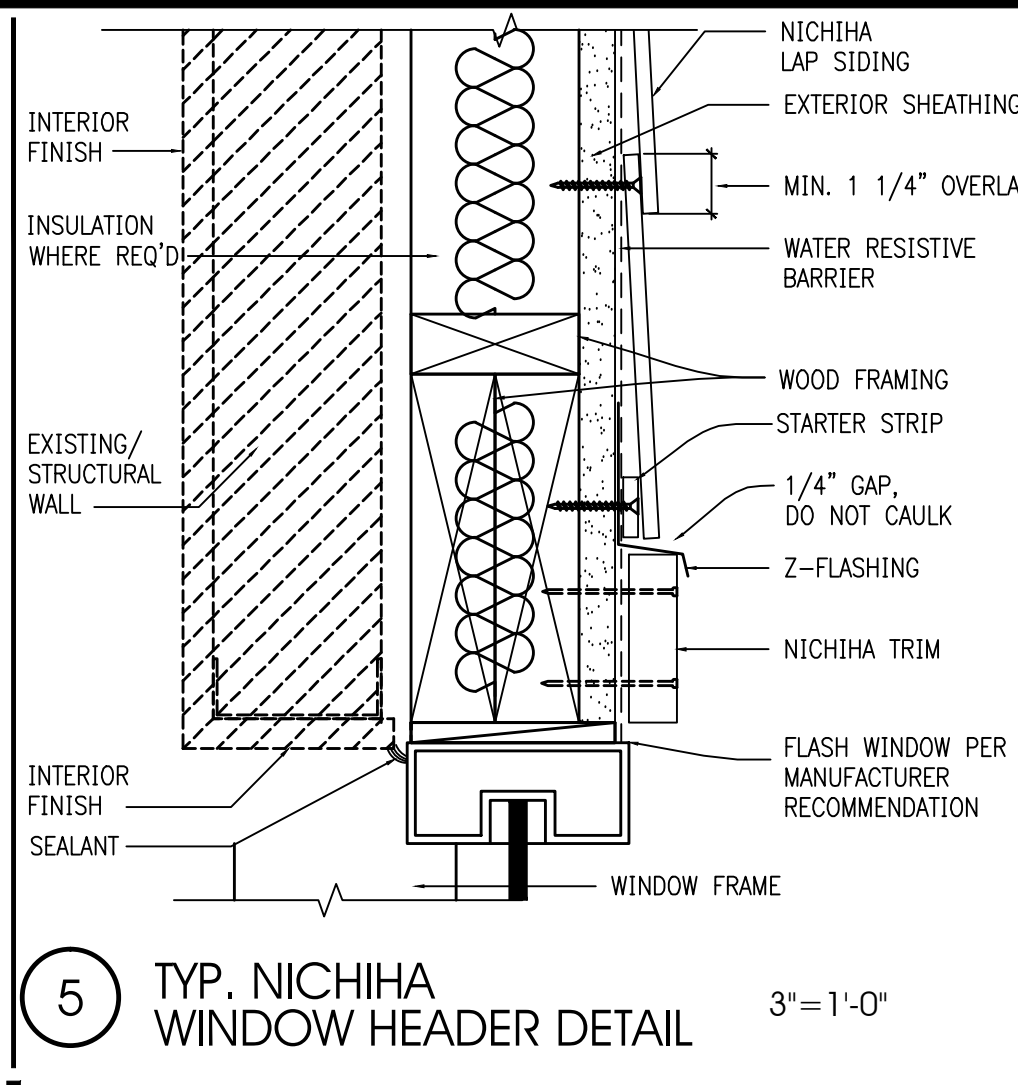
**A3.0**  
 ENLARGED RESTROOM PLAN  
 AND ELEVATIONS

CHECKED: LL DRAWN: HP

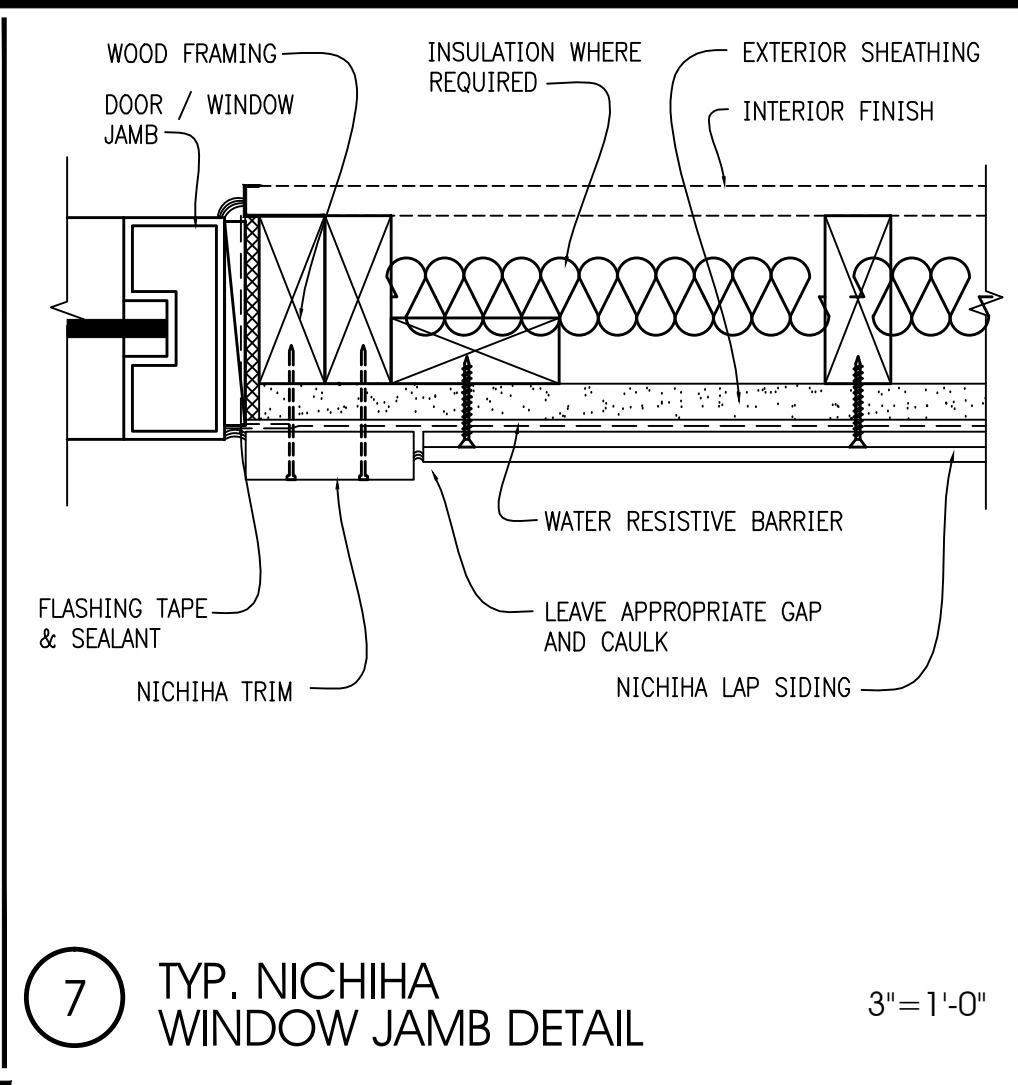
INTERPLAN LLC. RESERVES COPYRIGHT & OTHER RIGHTS RESTRICTING THESE DOCUMENTS TO THE ORIGINAL SITE OR PURPOSE FOR WHICH THEY WERE PREPARED. REPRODUCTIONS, CHANGES OR ASSIGNMENTS ARE PROHIBITED. COPYRIGHT © 2016



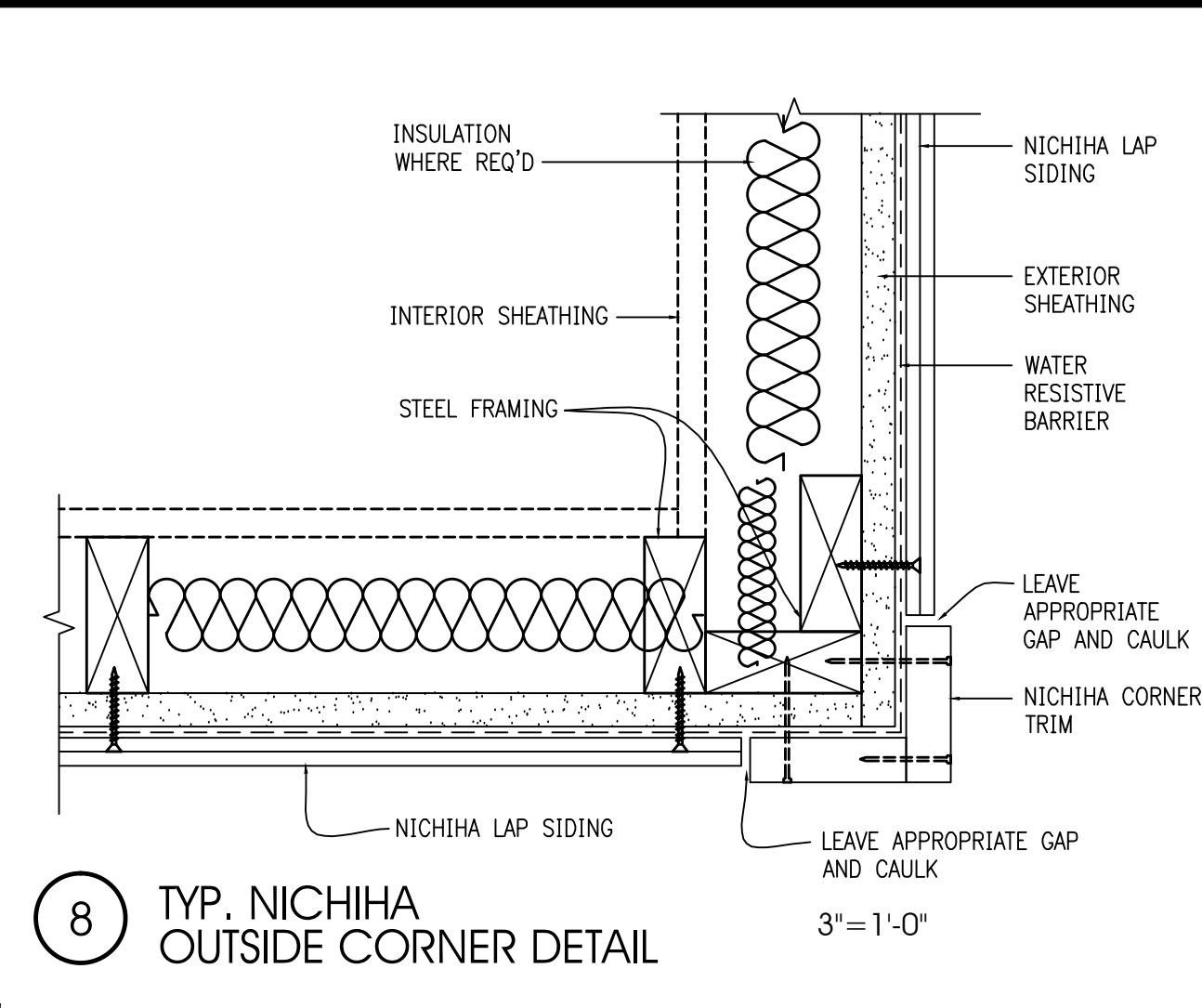
4 TYP. PARAPET DETAIL 1 1/2"=1'-0"



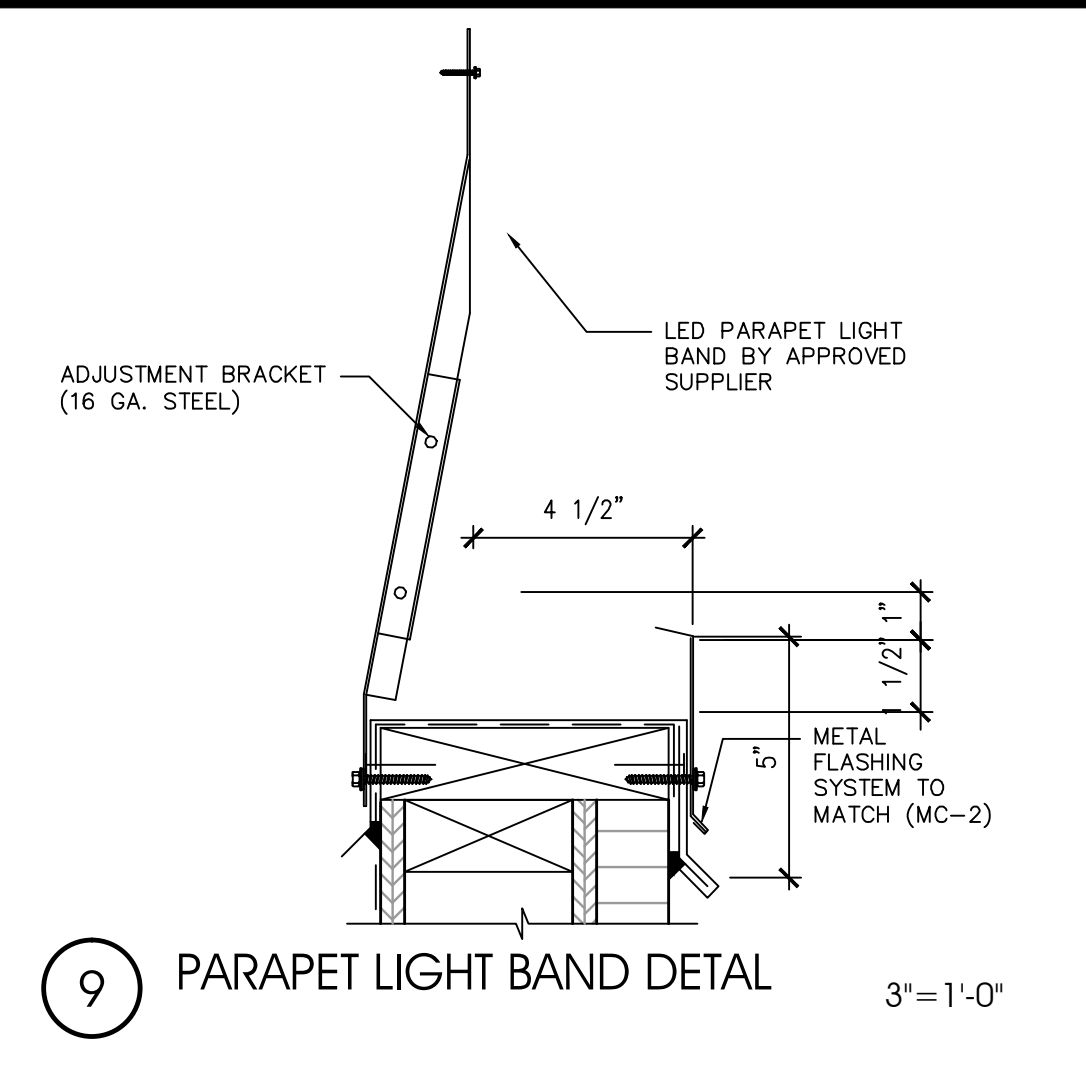
5 TYP. NICHIBA WINDOW HEADER DETAIL 3"=1'-0"



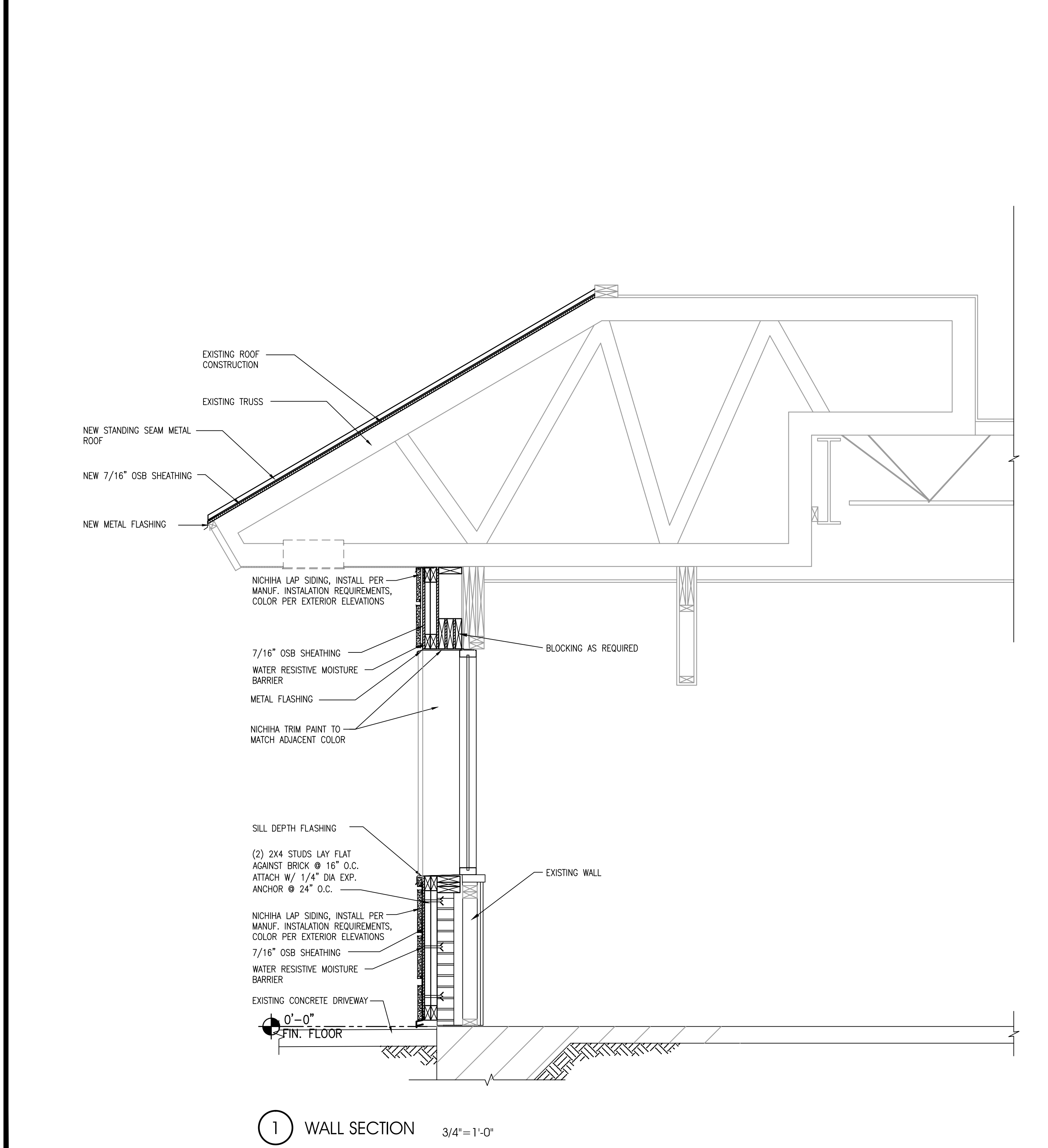
7 TYP. NICHIBA WINDOW JAMB DETAIL 3"=1'-0"



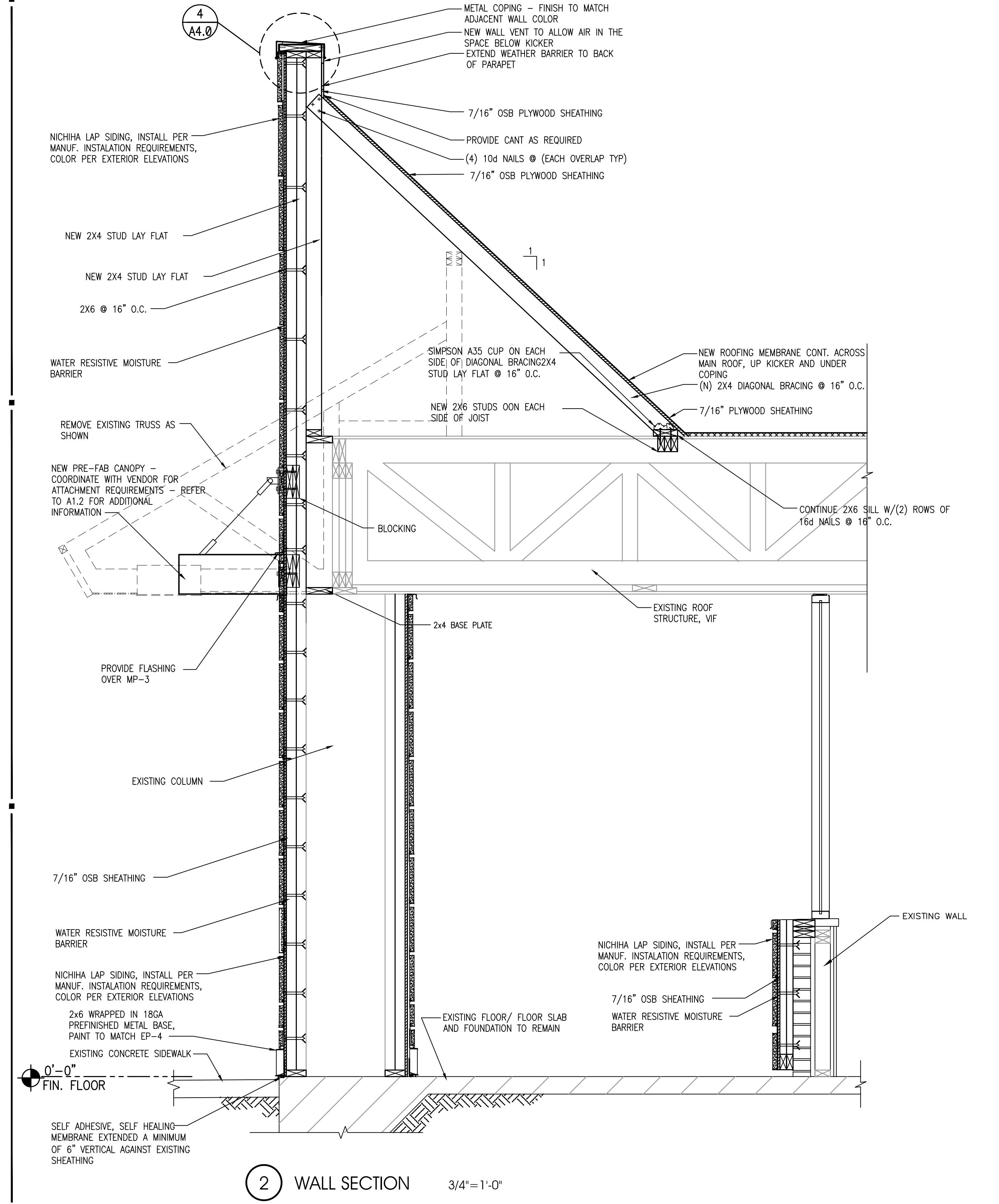
8 TYP. NICHIBA OUTSIDE CORNER DETAIL 3"=1'-0"



9 PARAPET LIGHT BAND DETAIL 3"=1'-0"



1 WALL SECTION 3/4"=1'-0"



2 WALL SECTION 3/4"=1'-0"

NO.	DATE	REVISIONS
03.08.16		ISSUE FOR CONSTRUCTION
11.05.15		ISSUE FOR PERMIT
11.05.15		ISSUE FOR BID
		NO DATE

**RESTAURANT FOR:**  
**TOM'S King**  
335 COMMERCE DRIVE  
CRYSTAL LAKE, IL 60014  
815-444-2008  
**BURGER KING CORPORATION**

**BURGER KING REMODEL**  
BK9830  
600 S. HIGH STREET  
CORTLAND, OH

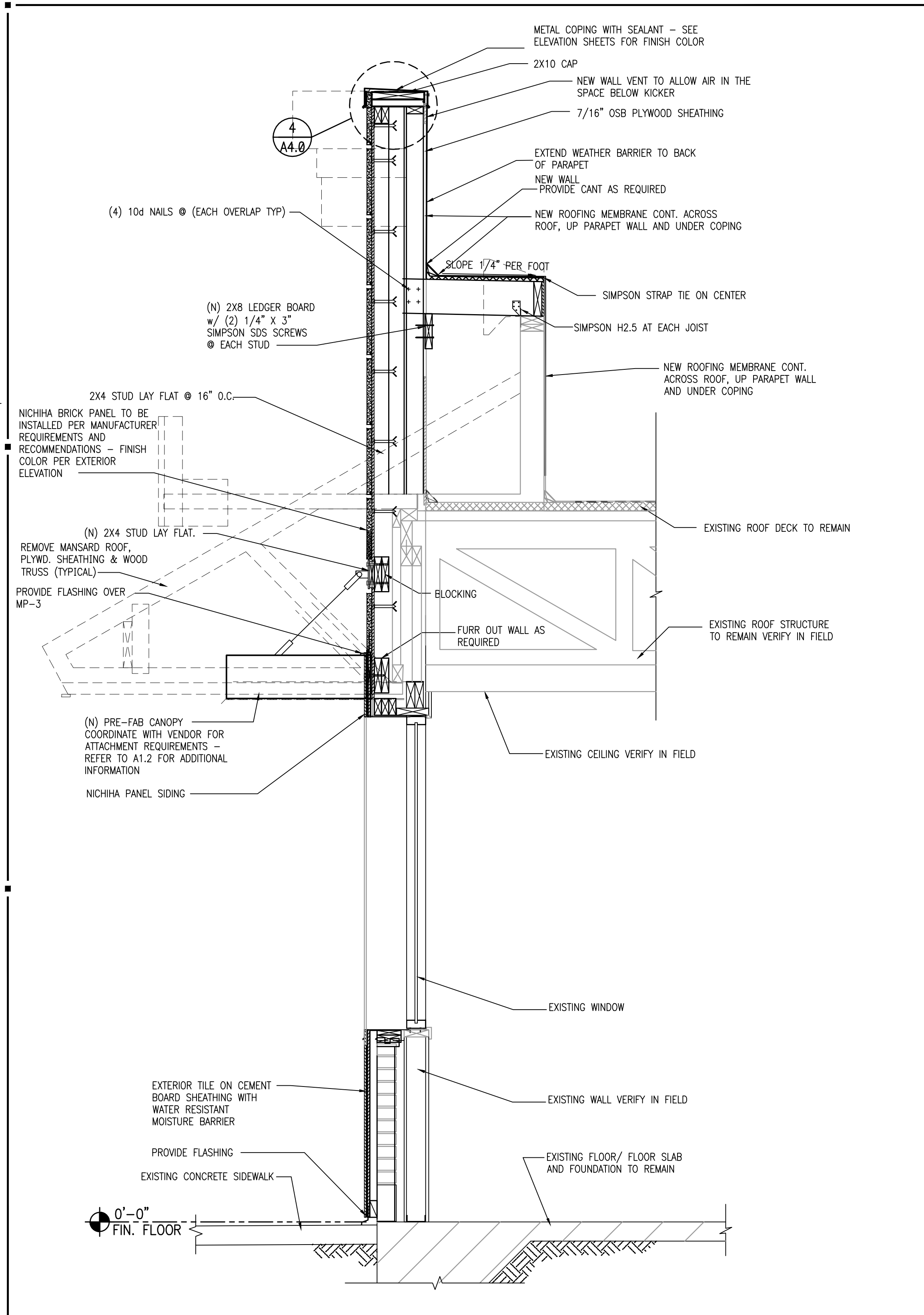
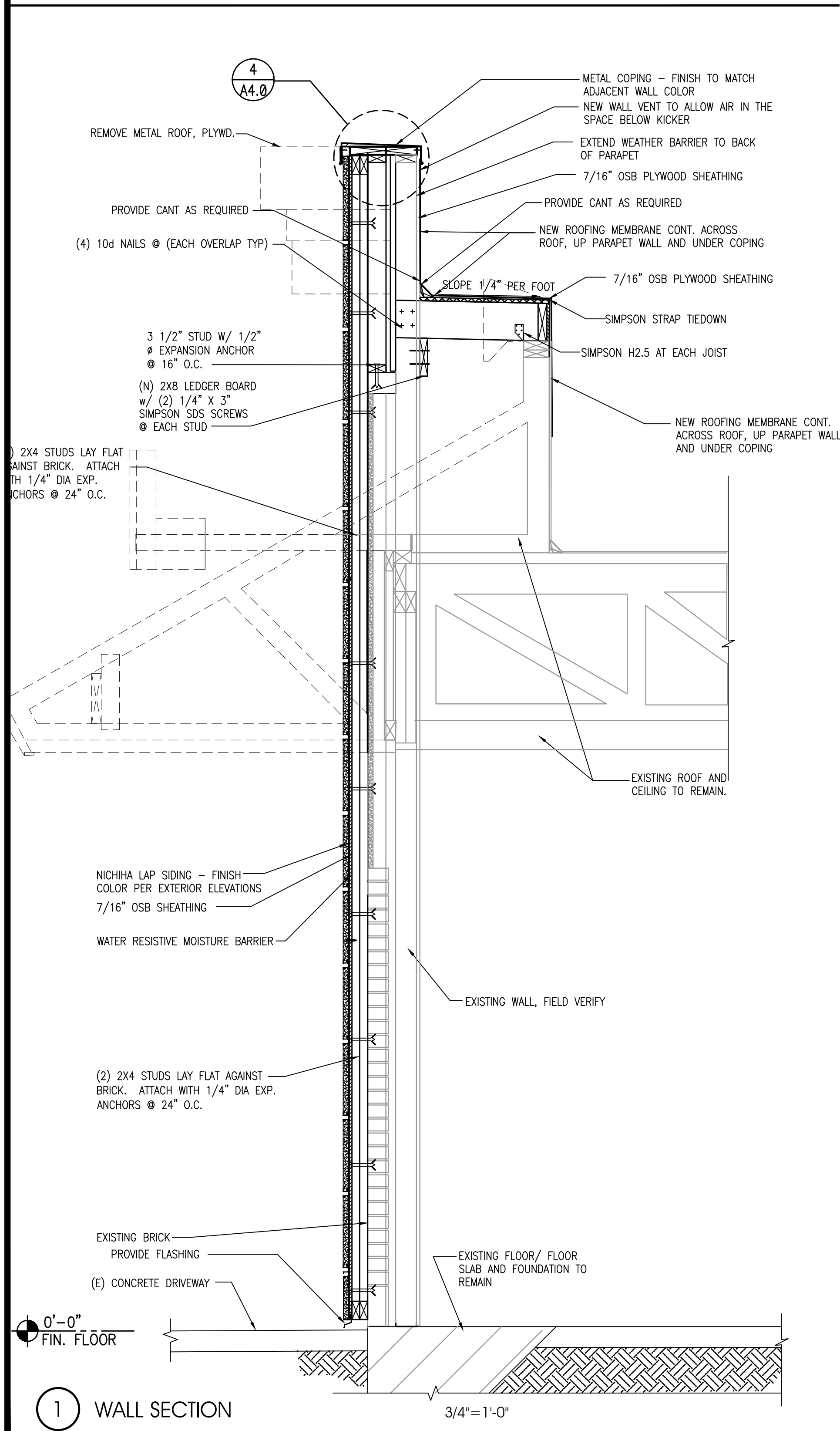
PROJECT NO: 002015.0270  
DATE: 11.05.15

**A4.0**  
WALL SECTIONS

CHECKED: LL DRAWN: HP

INTERPLAN LLC. RESERVES COPYRIGHT & OTHER RIGHTS RESTRICTING THESE DOCUMENTS TO THE ORIGINAL SITE OR PURPOSE FOR WHICH THEY WERE PREPARED. REPRODUCTIONS, CHANGES OR ASSIGNMENTS ARE PROHIBITED. COPYRIGHT © 2016

SEAL:



REVISIONS

03.08.16	ISSUE FOR CONSTRUCTION
11.05.15	ISSUE FOR PERMIT
11.05.15	ISSUE FOR BID
NO DATE	REMARKS

**RESTAURANT FOR:**  
**TOM'S King**  
335 COMMERCE DRIVE  
CRYSTAL LAKE, IL 60014  
815-444-2008  
**BURGER KING CORPORATION**

**BURGER KING REMODEL**  
BK9830  
600 S. HIGH STREET  
CORTLAND, OH

PROJECT NO: 002015.0270  
DATE: 11.05.15

**A4.1**  
WALL SECTIONS

CHECKED: LL DRAWN: HP

INTERPLAN LLC. RESERVES COPYRIGHT & OTHER RIGHTS RESTRICTING THESE DOCUMENTS TO THE ORIGINAL SITE OR PURPOSE FOR WHICH THEY WERE PREPARED. REPRODUCTIONS, CHANGES OR ASSIGNMENTS ARE PROHIBITED. COPYRIGHT © 2016

**DOOR**  
 OPENING: 4'-0" x 7'-0" x 1/4" MD x MF  
 MATERIAL: HOLLOW METAL  
 FINISH: PAINT - REFER TO SHEET A-2

**FRAME**  
 MATERIAL: HOLLOW METAL  
 FINISH: PAINT - REFER TO SHEET A-2

**HARDWARE**  
 DOOR TO RECEIVE:  
 REINF. PIVOT: 1 EACH HAGER 253 x 2C x HAND REQUIRED  
 HINGES: 4 EACH HAGER: BB1168 4 1/2" x 4 1/2" x USP x NRP  
 EXIT DEVICE: 1 EACH VON DUPRIN 22EO x 689 (DOOR #3)  
 CLOSER: 1 EACH LON 4115 H-CUSH x 1B x 689  
 VIEWER: 1 EACH ROCKWOOD 622 x 626  
 KICKPLATES: 1 EACH HAGER 1935 10"x2" LDW 628 (INSTALL W/FLAT HEAD PHILLIPS HEAD SCREWS)  
 THRESHOLD: 1 EACH NATIONAL GUARD 325 x 48" x AL  
 DOOR SWEEP: 1 EACH NATIONAL GUARD 250NA x 48"  
 WEATHERSTRIP: 1 SET NATIONAL GUARD 165KA 1046", 2064"  
 DOOR 4: MATCH LOCKSET/TRIM OF DOOR #4  
 PROVIDE 8"x16" W LOUVER AT BOTTOM OF DOOR

**DOOR**  
 SCALE: 1/4" = 1'-0"  
 1 DOOR SPECIFICATIONS AS NOTED

**DOOR**  
 OPENING: 3'-0" x 6'-8" x 1/4" MD x MF  
 MATERIAL: SOLID CORE HPL  
 FINISH: REFERENCE ID SHEETS

**FRAME**  
 MATERIAL: ALUMINUM  
 FINISH: REFERENCE ID SHEETS

**REMARKS**  
 SIGN PACKAGE: 1 "GENTLEMEN" AND CORRESPONDING SIGNAGE IN GRADE TWO BRAILLE PER ADA REQUIREMENTS. SIGNS FURNISHED BY DECOR SUPPLIER. SIGNS INSTALLED BY GENERAL CONTRACTOR PER ADA REQUIREMENTS.  
 AS AN OPTION IN LIEU OF SOLID CORE DOORS AND HOLLOW METAL FRAMES, PROVIDE MARLITE HPL DOORS WITH ALUMINUM FRAMES (REF. ID SHEETS FOR COLOR)  
 \*\*DELETE IF MULTIPLE OCCUPANCY RESTROOM  
 \*\*OPTIONAL SANITGRASP #SG-101

**HARDWARE**  
 EACH DOOR TO RECEIVE:  
 HINGES: 3 EACH HAGER: BB1279 4 1/2" x 4 1/2" x USP x 652  
 LOCKSET: \*\* 1 EACH FALCON: D271 X 626  
 CLOSER: 1 EACH LON 1461 X 689  
 PUSH PLATE: 1 EACH HAGER 305 4x16 628  
 PULL PLATE: \*\* 1 EACH HAGER 1332 4x16 628  
 FLOOR STOP: 1 EACH HAGER 241F x US26D  
 KICKPLATES: 2 EACH HAGER 1935 10"x2" LDW 628 (INSTALL W/FLAT HEAD PHILLIPS HEAD SCREWS)  
 3 EACH HAGER 307D RBR

**NOTE:**  
 UNDERCUT DOOR 1" FOR AIR FLOW WHEN HVAC SUPPLY NOT PROVIDED. (REF. SHEET M-1)

**DOOR**  
 SCALE: 1/4" = 1'-0" (N2) (N3)

**DOOR FRAME**  
 SCALE: 1/4" = 1'-0" (N2) (N3)

**3 ACCESSIBLE THRESHOLD REQUIREMENTS**  
 1'-0" = 1'-0"  
 \*\*\*PROVIDE ADA SILLS @ DOORS.

\*\*\*VERIFY ALL DIMENSIONS IN FIELD. \*\*\*PROVIDE ADA SILLS

Specified Products and Approved Equals						
<b>Hinges - Provide features, functions, size, and finish as shown in hardware sets.</b>						
Hager	BB1279	BB1168	253			
McKinney	TA2714	T4A3786				
Bommer	BB5000	BB5004				
<b>Locks - Provide features, functions, and finish as shown in hardware sets.</b>						
Falcon - Deadlock	D271		NO SUBSTITUTION			
Schlage	AL53PD	AL40S				
Yale	AU5307LN	AU5302LN				
Falcon	B511D	B301D				
<b>Exit Device - Provide features, functions, and finish as shown in hardware sets.</b>						
VonDuprin	22 EO					
Yale	2100 EO					
Sargent	3828 EO					
<b>Closers - Provide features, functions, and finish as shown in hardware sets.</b>						
LCN	1461	4115 H-CUSH				
Yale	3301	4425T / 4421T				
Dorma	8616	8916 DST / 8956 DST				
<b>Push/Pull, KP, Stops, Etc - Provide features, functions, size, and finish as shown in hardware sets.</b>						
Hager	Kickplt 193S	Pull Plt H33E	Push Plt. 30S	Fl Stop 241F	Wall Stop 236W	Viewer 1756
Rockwood	K1050 B3E	BF106 x 70C	70C	441CU	409	622
Trimco	KOO50	1017-3 x 2 1/2 Proj.	1001-3	1211	1270WV	976U
<b>Weatherstripping, Thresholds, Etc. - Provide features, size, and finish as shown in hardware sets.</b>						
National Guard	Threshold 325A	Sweep 200NA	Weatherstrip 160SA			
Pemko	229A	315CN	303AS			
Zero	1675A	39A	99A			

**EXTERIOR**

**A HEAD DETAIL**  
 SCALE: 3" = 1'-0"

**INTERIOR**

**D HEAD DETAIL**  
 SCALE: 3" = 1'-0"

**B JAMB DETAIL**  
 SCALE: 3" = 1'-0"

**E JAMB DETAIL**  
 SCALE: 3" = 1'-0"

**D THRESHOLD**  
 SCALE: 3" = 1'-0"

**C THRESHOLD**  
 SCALE: 3" = 1'-0"

**F THRESHOLD**  
 SCALE: 3" = 1'-0"

**3 HEAD, JAMB, AND THRESHOLD DETAILS** AS NOTED

**INTERPLAN**  
 ARCHITECTURE  
 ENGINEERING  
 INTERIOR DESIGN  
 PROJECT MANAGEMENT

604 COURTLAND STREET  
 SUITE 100  
 ORLANDO, FLORIDA 32804  
 PH 407.645.6008  
 FX 407.629.9124

SEAL:

03.08.16 ISSUE FOR CONSTRUCTION  
 11.05.15 ISSUE FOR PERMIT  
 11.05.15 ISSUE FOR BID  
 NO DATE REMARKS

REVISIONS

**RESTAURANT FOR:**  
**TOMS King**  
 335 COMMERCE DRIVE  
 CRYSTAL LAKE, IL 60014  
 815-444-2008

**BURGER KING CORPORATION**

**BURGER KING REMODEL**  
 BK9830  
 600 S. HIGH STREET  
 CORTLAND, OH

PROJECT NO: 002015.0270  
 DATE: 11.05.15

**A7.0**  
 DOOR AND WINDOW  
 SCHEDULE AND DETAILS  
 CHECKED: LL DRAWN: HP

INTERPLAN LLC. RESERVES COPYRIGHT & OTHER RIGHTS RESTRICTING THESE DOCUMENTS TO THE ORIGINAL SITE OR PURPOSE FOR WHICH THEY WERE PREPARED. REPRODUCTIONS, CHANGES OR ASSIGNMENTS ARE PROHIBITED. COPYRIGHT © 2016

SEAL:

GARDEN GRILL EXTERIOR EXTERIOR MATERIALS & FINISH SCHEDULE							
11/19/15							
CODE	MATERIAL	LOCATION	MANUFACTURER	DESCRIPTION		ADDITIONAL INFORMATION	
				PRODUCT	COLOR		
					DIMENSION		
EB-1G	EXTERIOR BRICK	GENERAL	PINE HALL BRICK	FACE BRICK	OLD IRVINGTON O/S	CONTACT: THERESA BEANE (800) 334-8689 TBEANE@PINEHALLBRICK.COM NOTE: USE WITH EGR-3G	
EB-1AG	EXTERIOR FINISH FIBER CEMENT BRICK PANELS	GENERAL	NICHIHA FIBER CEMENT	NICHIHA CANYON BRICK PANELS	UNFINISHED- MUST BE PAINTED TO MATCH EP-4G	CONTACT: ANDREW BRIGGS OR MATT STEPHENSON 866-424-4421 / 770-805-9466 <b>INSTALL PER MANUFACTURER'S SPECIFICATIONS</b>	
ECT-1G	EXTERIOR CERAMIC TILE	ACCENT AT BUILDING FRONT	GRANITE FIANDRE/ EUROWEST	SENSIBLE STONE ED5052 (USE EGR-4G)	RED NATURAL STACKED BOND PATTERN	12" X 24" CONTACT: JAN DETER AT EUROWEST (714) 309-9551 JOY KLEIN (813) 334-3302 jklein@transceramica.com	
EF-1G	EXTERIOR FINISH - STUCCO, STO, FIBER CEMENT SIDING PANELS	GENERAL	STO OR APPROVED EQUAL	STO POWERWALL STUCCO SYSTEM TEXTURE: FINE SAND OR STO THERM CEIFS SYSTEMS	COLOR TO MATCH EP-2G "TAUPE TONE"	CONTACT: TIM SALERNO AT STO CORP 407-466-5371	
EF-4G	EXTERIOR FINISH STUCCO	GENERAL	STO OR APPROVED EQUAL	STO POWERWALL STUCCO SYSTEM	COLOR TO MATCH EP-4G "MONTERREY CLIFFS"	CONTACT: ANDREW BRIGGS OR MATT STEPHENSON 866-424-4421 / 770-805-9466 <b>INSTALL PER MANUFACTURER'S SPECIFICATIONS</b>	
EF-5G	EXTERIOR FINISH STUCCO	GENERAL	STO OR APPROVED EQUAL	STO POWERWALL STUCCO SYSTEM	COLOR TO MATCH EP-7G "CUSTOM GRENADINE"	CONTACT: TIM SALERNO AT STO CORP 407-466-5371	
EF-9G	EXTERIOR FINISH FIBER CEMENT ARCHONS	EXTERIOR SIGN ARCHONS	NICHIHA FIBER CEMENT	VINTAGE WOOD EF762	CEDAR	18" X 10" CONTACT: ANDREW BRIGGS OR MATT STEPHENSON 866-424-4421 / 770-805-9466 <b>INSTALL PER MANUFACTURER'S SPECIFICATIONS</b>	
TR-1G	ALUMINUM TRIMS						
EP-2G	EXTERIOR PAINT	EXTERIOR GENERAL ABOVE WAINSCOT	PPG	<b>PRIMER:</b>	TAUPE TONE	Contact: RICK GARLIN, PPG CORPORATE NATIONAL ACCOUNTS MANAGER phone: (317) 318-5800 email: garlin@ppg.com	
EP-4G	EXTERIOR PAINT	EXTERIOR WAINSCOT		<b>PAINT:</b>	MONTERREY CLIFFS 10YY 14080		
EP-6G	EXTERIOR PAINT	EXTERIOR ACCENT (For Metal Substrates Only)		<b>PRIMER:</b> 17-921 <b>PAINT:</b> 6-2045XI	BURGER KING SILVER Custom Formula		<b>NOTE: NOT FOR USE ON ROOFS FOR REMODELING.</b> SEE EP-6AG & EP-6BG
EP-6AG	EXTERIOR PAINT	EXISTING MANSARD ROOFS, SHINGLES & BARREL TILE		<b>PRIMER:</b> 17-921 <b>PAINT:</b> 90-1110	GRIMMY'S GREY 00NN 20/000		<b>NOTE: FOR REMODELS ONLY</b>
EP-6BG	EXTERIOR PAINT	EXISTING STANDING SEAM METAL ROOF		<b>PRIMER:</b> 90-712 <b>PAINT:</b> 90-1110	MARCH WIND Custom Formula		<b>NOTE: FOR REMODELS ONLY</b>
EP-7G	EXTERIOR PAINT	EXTERIOR ACCENT		<b>PRIMER:</b>	FLAMING RED Custom Formula		
EP-8G	EXTERIOR PAINT	METAL COPING AT ARCHON TOWERS		<b>PAINT:</b>	CEDAR Custom Formula		
EXT-G	EXTERIOR PAINT	POLES & SIGNS		<b>PRIMER:</b> 90-712 <b>PAINT:</b> 90-353	BLACK		
EGR-3G	GROUT	WAINSCOT BRICK	MAPEI	#5 CHAMOIS (USE WITH EB-1G)	#5 CHAMOIS		
EGR-4G	GROUT	CERAMIC TILE	CUSTOM BUILDING PRODUCTS	POLYBLEND SANDED	# 335 WINTER GRAY	<b>NOTE: USE WITH ECT-1 ON EXTERIOR FINISH SCHEDULE</b>	
MC-1G	METAL COPING	TOP OF LIGHT BAND WALL CAP	W.P. HICKMAN SYSTEMS, INC.		A-30 SILVERSMITH	CONTACT: W.P. HICKMAN COMPANY (828)676-1700 <a href="http://WWW.WPH.COM">WWW.WPH.COM</a>	
MC-2G	METAL COPING	BELOW LIGHT BAND		PERMA SNAP PLUS	FACTORY FINISH TO MATCH EP-2G (TAUPE TONE)		
MC-3G	METAL COPING	ABOVE EXTERIOR SIGN ARCHONS			COPING TO BE PAINTED EP-9G (CEDAR)		
MP-3G	METAL CANOPY	ABOVE DOORS	*SEE APPROVED CANOPY SUPPLIERS	CUSTOM METAL CANOPY	COLOR: CLEAR ANODIZED	*SEE PLANS	
MP-4G	METAL AWNING / SSM ROOFING	ABOVE WINDOWS / MANSARD ROOFING	FIRESTONE	STANDING SEAM METAL ROOF UC-4 PROFILE	SILVER METALLIC SR	*SEE PLANS CONTACT: FERNANDO ELY 317-816-3816	
			METAL PRODUCTS BERRIDGE ROOFING	STANDING SEAM METAL ROOF CEE-LOCK	PREMIUM METALLIC - ZINC COTE	*SEE PLANS CONTACT: TYLER HALL (210) 650-7047	
			METAL PRODUCTS				

03.08.16 ISSUE FOR CONSTRUCTION  
11.05.15 ISSUE FOR PERMIT  
11.05.15 ISSUE FOR BID  
NO DATE REMARKS

REVISIONS

**RESTAURANT FOR:**  
**TOMS King**  
335 COMMERCE DRIVE  
CRYSTAL LAKE, IL 60014  
815-444-2006  
**BURGER KING CORPORATION**

**BURGER KING REMODEL**

BK9830  
600 S. HIGH STREET  
CORTLAND, OH

PROJECT NO: 002015.0270  
DATE: 11.05.15

**A8.0**  
EXTERIOR FINISH SCHEDULE

NOTE: NOT ALL FINISHES WILL NECESSARILY BE USED.

CHECKED: LL DRAWN: HP

SEAL:

# DIRECTORY OF MANUFACTURERS AND SUPPLIERS

THIS LIST IS INTENDED TO ASSIST THE CONTRACTOR IN SOURCING BUILDING MATERIALS AND PRODUCTS. IN MANY CASES APPROVED BURGER KING MATERIALS AND PRODUCTS MAY BE PURCHASED DIRECTLY FROM THESE SOURCES AT A NATIONAL ACCOUNTS PRICE FOR A COMPLETE LISTING OF APPROVED MANUFACTURERS, SEE PLANS AND SPECIFICATIONS + VISIT RSI'S eREDBOOK

DIVISION 4 - MASONRY		DIVISION 9 - FINISHES		DIVISION 15 - MECHANICAL		SIGN, EQUIPMENT, PLAYGROUND AND DECOR							
<p>-A-ME BRICK CO. (FACE BRICK) P.O. BOX 425 FT. WORTH, TX. 76101-8425 713-881-4851 800-792-1234 (IN TEXAS)</p> <p>-BELDEN BRICK CO. (FACE BRICK) 700 WEST TUSCARAWAS CANTON, OH. 44782 330-456-8831</p>	<p>-TRI-STATE BRICK &amp; BLOCK, LLC. (TEXTURED BLOCK) 412 EAST ST. CATHERINE ST. LOUISVILLE, KY. 40283 502-587-7971</p> <p>-GLEN GERY BRICK (FACE BRICK) P.O. BOX 7001 WYOMISSING, PA. 19610-6001 610-374-4011</p>	<p>-INTERCERAMIC TILE COMPANY (FLOOR AND WALL TILE) 2333 SOUTH JUPITER ROAD GARLAND, TX. 75041 JEFF WELLS - NATIONAL ACCOUNTS 817-851-2178 jwells@interceramic.com www.interceramic.com</p> <p>-DAL-TILE (FLOOR TILE) 1787 OLD OKEECHOBEE ROAD WEST PALM BEACH, FL. 33489 VIVIAN TROUT 561-848-3675</p> <p>-SHERWIN WILLIAMS/DURON (PAINTS, COATINGS) 5790 HOFFER AVENUE, SUITE 501 ORLANDO, FL. 32822 407-658-6280 (NATIONAL ACCTS. - LONN ROSELL)</p> <p>-GRANITE-FIANDRE (FLOOR TILE) 1159 BRYN MAWR ITASCA, IL. 60143 JANI DEGER: 714-390-9551 jdeger@eurowest.com</p> <p>-QUARRY TILE CO. (CERAMIC TILE) 589-536-2812 778-885-0466 OR 404-538-1261 cto@nichih.com</p> <p>-ILLINOIS STATE PAINTERS (PAINT, COATINGS, NAT'L ACCT APPLICATOR) 638-904-4888</p> <p>-INTERSTATE PAINTING LLC. (PAINT, COATINGS) 1759 BLACK OAK ROAD WILLIAMSTOWN, NJ 08094 DAREN LAVIN: 556-625-4476 www.interstatepaintingonline.com</p> <p>-OWENS CORNING (STONE EXTERIOR FINISH) 1 OWENS CORNING PARKWAY TOLEDO, OH. 43684 PATRICK LEACH 407-408-5477 PATRICK.LEACH@OWENSCORNING.COM</p> <p>-LATIURETE (GROUT) ONE LATIURETE PARK NORTH BETHANY, ST. 06524-3423 DAVID MYERS 800-243-4788 203-376-8113 dameyers@latiurete.com www.latiurete.com</p>	<p>-D.J. PAINTING 789 LANDIS AVE. BRIDGEFORD, NJ. 08302 DAN WHER: 609-685-8562 dan@djpainting.com</p> <p>-UNIVERSAL MANUFACTURING (WATER HEATERS) 5360 CRESTVIEW RD. MEMPHIS, TN. 38134 901-458-5881 EXT. 105 800-821-1414 EXT. 105 972-719-5800</p> <p>-KEMITE (F.R.P.) JOULET, IL 800-435-0080</p> <p>-WEATHER BARRIER, INC. (PAINT, COATINGS) 901 WASHINGTON ST. CONSHOHOCKEN, PA. 19428 800-843-9800 EXT. 302</p> <p>-CERTA PRO PAINTERS (PAINT, COATINGS, NAT'L ACCT APPLICATOR) ROB PETERSON - RUB CONTRACTING: 800-591-6800 RPeterson@RUBContracting.net</p> <p>-ICI PAINTS - HOE (PAINT, COATINGS) 15885 WEST SPRAGUE RD. STRONGSVILLE, OH. 44136 RICK GARLIN 800-690-1886</p> <p>-TRANE (AIR CONDITIONING UNITS, RTU's/SPLIT SYSTEMS CONTROLS) 2884 CORPORATE WAY MIRAMAR, FL. 33025 GORMAN RASMUSSEN 954-499-2290</p> <p>-RUETZ (AIR CONDITIONING) 285-625-3271 www.amerex-fire.com</p> <p>-AMERICAN STANDARD (TOILET, URINAL, FAUCETS) 1 CENTENNIAL AVE. PISCATAWAY, NJ. 08855 RAY MYRABO: 800-797-0959 RAY MYRABO: 800-286-3400 EXT. 209 www.HDSupply.com</p> <p>-EVERPURE, INC. (WATER FILTERS) 3691 COMMERCIAL AVENUE NORTHBROOK, IL. 60062 800-227-5432 847-291-7674</p>	<p>-RHEEM/RIUD (WATER HEATERS) 3871 TURKEYFOOT ROAD ERLANGER, KY. 41018 RICK JORDON: 800-546-1513 EXT. 3687 513-793-3280</p> <p>-A.O. SMITH (WATER HEATERS) 800 E. JOHN CARPENTER FREEWAY SUITE 288 IRVING, TX. 75062 800-447-1953 972-719-5800</p> <p>-PALOMA (WATER HEATERS - CONDON CO.) 2916 S. FOX ENGLEWOOD, CO. 80110 800-873-3587</p> <p>-PALOMA (WATER HEATERS - CONDON CO.) 1183 N. 36th STREET SEATTLE, WA. 98103 800-624-7337</p> <p>-CARRIER CORPORATION (AIR CONDITIONING) 6304 CARRIER PARKWAY SYRACUSE, NY. 13221 DEBORAH ROY-JONES 315-432-7941 315-432-7941</p> <p>-NORITZ AMERICA CORPORATION (HOT WATER HEATERS) 25172 ARCTIC OCEAN DR. SUITE 102 LAKE FOREST, IL. 92638 www.noritz.com</p> <p>-AMEREX CORPORATION (FIRE PROTECTION SYSTEMS) 7595 GADSDEN HIGHWAY TRUSSVILLE, ALABAMA 35173-0081 205-625-3271 www.amerex-fire.com</p> <p>-HD SUPPLY (TOILETS, URINALS, FAUCETS) 1492 NORTH TECH BLVD. TULSA, OK. 74145 LARRY WARD OR JOHN FITZWILSON: 800-634-4859 OR 918-622-4978</p> <p>-FRANKE (KITCHEN EQUIPMENT, SMALLWARES) 800 AVIATION PARKWAY SMYRNA, TN. 37167 PETER DIAZ: 651-488-9422</p> <p>-QUALSERV (KITCHEN EQUIPMENT, SMALLWARES) 7408 SOUTH 28th STREET FORT SMITH, AR. 72308 DAVID KENSINGER: 803-776-2658 800-368-3774</p> <p>-H &amp; K INTERNATIONAL (KITCHEN EQUIPMENT, SMALLWARES) 1343 SOUTH HENDERSON AVE DALLAS, TX. 75223 HEATHER VALVERDE: 214-818-3521 800-788-2445</p> <p>-INTERNATIONAL COLD STORAGE (ICS) (WALK-IN COOLERS / FREEZERS, DRY STORAGE COMPARTMENTS) 215 EAST 13th STREET ANDOVER, KS. 67802 DAVE KONECNY: 800-835-8001 316-218-4135</p> <p>-HM ELECTRONICS, INC. (HME) (DRIVE-THRU WIRELESS INTERCOMS, DRIVE-THRU SPEED OF SERVICE TIMERS, DIGITAL SURVEILLANCE SYSTEMS.) 14110 STOWE DRIVE POWAY, CA. 92064 LISA JOKINEN: 800-848-4468</p> <p>-SENSOMATIC/ADT SECURITY SERVICES (BURGLAR ALARMS, CCTV, ACCESS CONTROL, AND FIRE ALARMS) ONE TOWN CENTER ROAD BOCA RATON, FL. 33486 KERIANN WORLEY 954-590-3083</p> <p>-SUNCOAST ENVIRONMENTAL CONTROLS, INC. (ELECTRICAL SWITCH GEAR) 8655 115th AVENUE NORTH LARGO, FL. 34643 877-544-6679</p> <p>-N.C.A. NATIONAL HVAC PRODUCTS, LLC. (MASTER CONTROL SYSTEM) 4585 148 AVENUE NORTH CLEARWATER, FL. 33762 877-538-0878</p> <p>-HILL PHOENIX POWER SYSTEMS DIVISION (FACTORY INTEGRATED SWITCH GEAR) 2850 EAST PARK DRIVE CONYERS, GA. 30013 PRICING: 770-285-3251 edpburgerking@hillphoenix.com</p>	<p>-L.S.I. (MENU BOARDS) 3871 TURKEYFOOT ROAD ERLANGER, KY. 41018 RICK JORDON: 800-546-1513 EXT. 3687 513-793-3280</p> <p>-FEDERAL HEALTH SIGN CO. (SIGNS) 3085 TAMPA ROAD OLDSMAR, FL. 34677 FIONA PAUL: 813-855-4415 800-284-3284 EXT. 19</p> <p>-CLUMMINGS SIGNS, INC. (SIGNS) 15 CENTURY BLVD. SUITE 200 NASHVILLE, TN. 37214 ANN BAKER: 800-489-7448 EXT. 358</p> <p>-ENTERA SIGNS (AWNINGS, CANOPIES &amp; SIGNS) 1200 ENTERA DRIVE PANAMA CITY, FL. 32401 JOHN COLLINS: 904-337-6200 850-392-0823</p> <p>-SIGNSOURCE (EXTERIOR ILLUMINATED SIGNAGE) 6135 DISTRICT BLVD. MAYWOOD, CA. 98278 MICHAEL EHRENBERGER 323-216-8684</p> <p>-NORITZ AMERICA CORPORATION (HOT WATER HEATERS) 25172 ARCTIC OCEAN DR. SUITE 102 LAKE FOREST, IL. 92638 www.noritz.com</p> <p>-AMEREX CORPORATION (FIRE PROTECTION SYSTEMS) 7595 GADSDEN HIGHWAY TRUSSVILLE, ALABAMA 35173-0081 205-625-3271 www.amerex-fire.com</p> <p>-HD SUPPLY (TOILETS, URINALS, FAUCETS) 1492 NORTH TECH BLVD. TULSA, OK. 74145 LARRY WARD OR JOHN FITZWILSON: 800-634-4859 OR 918-622-4978</p> <p>-FRANKE (KITCHEN EQUIPMENT, SMALLWARES) 800 AVIATION PARKWAY SMYRNA, TN. 37167 PETER DIAZ: 651-488-9422</p> <p>-QUALSERV (KITCHEN EQUIPMENT, SMALLWARES) 7408 SOUTH 28th STREET FORT SMITH, AR. 72308 DAVID KENSINGER: 803-776-2658 800-368-3774</p> <p>-H &amp; K INTERNATIONAL (KITCHEN EQUIPMENT, SMALLWARES) 1343 SOUTH HENDERSON AVE DALLAS, TX. 75223 HEATHER VALVERDE: 214-818-3521 800-788-2445</p> <p>-INTERNATIONAL COLD STORAGE (ICS) (WALK-IN COOLERS / FREEZERS, DRY STORAGE COMPARTMENTS) 215 EAST 13th STREET ANDOVER, KS. 67802 DAVE KONECNY: 800-835-8001 316-218-4135</p> <p>-HM ELECTRONICS, INC. (HME) (DRIVE-THRU WIRELESS INTERCOMS, DRIVE-THRU SPEED OF SERVICE TIMERS, DIGITAL SURVEILLANCE SYSTEMS.) 14110 STOWE DRIVE POWAY, CA. 92064 LISA JOKINEN: 800-848-4468</p> <p>-3M COMMERCIAL CARE DIVISION - FOOD SERVICE BUSINESS (DRIVE-THRU COMMUNICATION PRODUCTS, MAINTENANCE PRODUCTS, WAPPING AND TRACTION PRODUCTS, MONITOR STRIPS, TAPES AND DISPENSERS, LAMINATING SYSTEMS) 3M CENTER BLDG. 223-2N-29 ST. PAUL, MN. 55144-1000 651-737-8792 LILLIA TASHUK GENERAL PRODUCTS 800-688-4596</p> <p>-TEXAS DIGITAL SYSTEMS, INC. (ORDER/PRICE CONFIRMATION DISPLAYS) 400 TECHNOLOGY PARKWAY COLLEGE STATION, TX. 77845 DAVID McDONALD: 979-893-9378 800-468-3831</p> <p>-TRANE CO. (ENERGY MANAGEMENT PANEL) 2884 CORPORATE WAY MIRAMAR, FL. 33025 GORMAN RASMUSSEN 954-499-2290</p>	<p>-INTEGRATED CONTROL CORP. (KITCHEN MINDER) 748 PARK AVENUE HUNTINGTON, NY 11743 ROBERTA SALENKO: 631-673-5100 OR 877-422-8788</p> <p>-DUKE MANUFACTURING (PRODUCT HOLDING UNITS) 2305 NORTH BROADWAY ST. LOUIS MO. 63102 BILL ROSE 314-231-1130 EXR. 355 800-735-3853</p> <p>-FRYMASTER CORPORATION (FRYERS) 9995 SW 72nd STREET SUITE 108 MIAMI, FL. 33173 RICK GARCIA: 305-271-5035 800-221-4583</p> <p>-GAYLORD INDUSTRIES (HOODS) 10900 SOUTH AVERY STREET TUALATIN, OR. 97062 503-691-2010 800-547-9040</p> <p>-HALTON COMAFNY (HOODS) 101 INDUSTRIAL DRIVE SCOTTSDALE, KY. 42164 JEFF HILBER: 800-565-2881 EXT. 4479</p> <p>-LANGER (DRINK DISPENSERS) 6555 LANCER BLVD SAN ANTONIO, TX. 78219 TOM BRIGHTWELL: 770-331-7808 800-729-1500 EXT. 7255</p> <p>-NECO CORPORATION (BROILERS) 7950 CAMERON DRIVE WINDSOR, CA. 95492 EDWARD BAKER SR. 707-284-7100 800-821-2141</p> <p>-PITCO (FRYERS) 10 FERRY STREET CONCORD, NH. 03301 MARK MCABE: 603-238-5563 800-258-3786</p> <p>-TAYLOR COMPANY (SHAKE MACHINE, FROZEN BEVERAGE MACHINE) 1788 NORTH COMMERCE PKWY WESTON, FL. 33326 RAUL PIEDRA: 954-217-9100 EXT. 122 800-940-4848 EXT. 122</p> <p>-KOZ PLAY INC. (KIDSPACE) (PLAYGROUND MANUFACTURER) 55 SANFORD FLEMING DR. COLLINGWOOD, ONTARIO CANADA L9Y 4B2 ROB BUTLER: 800-668-0206 EXT. 223</p> <p>-PLAY SYSTEMS (DIV. OF SUPERIOR INT. INDUSTRIES, INC.) (PLAYGROUND MANUFACTURER) 1050 COLUMBIA DR. CARROLLTON, GA. 30717 DAVID HYAMS: 800-327-8774</p> <p>-SPI INDUSTRIES (PLAYGROUND MANUFACTURER) BOX 100, R.R. #2, JOINT ST. SHALLOW LAKE ON, N0H 2K0 CANADA ROB WALKER: 519-935-3543 EXT. 243 dcoad@spiplay.com</p> <p>-SOFT PLAY, LLC. (PLAYGROUND MANUFACTURER) (SAFETY SURFACING) (NON-CONTAINED PLAY EQUIPMENT) 13620 EAST REESE BLVD. SUITE 300 HUNTERSVILLE, NC. 28078 KEN SCHAEFER: 800-782-7529 704-948-3448 kens@softplay.com</p> <p>-SOFT PLAY EUROPE USA - 705-875-8550 INTERNATIONAL EXCEPT EUROPE 704-875-8550 EUROPE 011324384668</p>	<p>-CHARTER HOUSE INC. (SEATING &amp; DECOR) 500 EAST 8th STREET, SUITE 1000 HOLLAND, MI. 49423 BARRY ZILM: 616-314-7859 317-774-8880</p> <p>-SEATING CONCEPTS (SEATING &amp; DECOR) 125 CONNELL STREET ROCKDALE, IL. 60436 BILLY OVERTON: 815-738-7880</p> <p>-FCC COMMERCIAL FURNITURE (DECOR) 8452 OLD HWY. 99 NORTH ROSEBURG, OR. 97470 VIRGIL OSBORNE: 541-673-3351 800-322-7328</p> <p>-CASABLANCA DESIGN GROUP (DECOR) 811 PICKENS INDUSTRIAL DRIVE MARIETTA, GA. 30028 JIM ZIELINSKI: 414-232-3582 JZIELINSKI@AMERICA.COM</p> <p>-RESTAURANT INTERIORS, INC. (DECOR) 241 NORTH BROADWAY, SUITE 600 MILWAUKEE, WI. 53202 JIM ZIELINSKI: 414-232-3582 JZIELINSKI@AMERICA.COM</p> <p>-RESTAURANT INTERIORS, INC. (DECOR ITEMS EXCEPT FURNITURE AND DIVIDER WALLS) MOUNTAIN CITY BUSINESS PARK 270 CONFEDERATE AVENUE JASPER, GA. 30143 STEVE BOUREAU 706-253-4755 STEVE@RESTAURANTINTERIORSINC.US</p> <p>-ARMSTRONG STRATEGIC ACCOUNTS (AXIOM DECOR CEILING ELEMENTS) 2590 COLUMBIA AVENUE LANCASTER, PA. 17604 LOUIS JOHN: 407-687-6768 800-442-4212</p>						
DIVISION 5 - METALS		DIVISION 6 - WOOD/PLASTICS		DIVISION 7 - THERMAL MOISTURE PROTECTION		DIVISION 8 - DOORS AND WINDOWS							
<p>-ADDISON STEEL (STRUCTURAL STEEL) 7351 OVERLAND ROAD LOCKHART, FL. 32818-3483 407-295-6434</p>	<p>-WRISCO (METAL FASCIA, SOFFITS) 12182 CORPORATION DRIVE DALLAS, TX. 75228 800-627-8848</p>	<p>-JAMES HARDIE BUILDING PRODUCTS, INC. (SIDING, SOFFIT) 1255 LA QUINTA DRIVE SUITE 218 ORLANDO, FL. 32809 800-942-7343</p>	<p>-NICHIIHA FIBER CEMENT (SIDING) 6655 PEACHTREE INDUSTRIAL BLVD SUITE AA NORCROSS, GA. 30092 778-885-0466 OR 404-538-1261 cto@nichiiha.com</p>	<p>-MONIER ROOF TILE (BARREL TILE) P.O. BOX 5567 ORANGE, CA. 92613-5567 800-366-6437</p> <p>-LIFETILE, INC. (BARREL TILE) P.O. BOX 632 LAKE WALES, FL. 33859 813-676-9465</p> <p>-G.A.F. (FLAT ROOF) 1361 ALPS ROAD WAYNE, NJ. 07470 (201) 628-3600 800-766-3411</p> <p>-BERTRIDGE ROOFING (METAL ROOF) TYLER HALL SAN ANTONIO, TX. 210-650-7047 THALL@bertridge.com</p>	<p>-FIRESTONE METAL PRODUCTS (METAL ROOF) 1001 LUND BOULEVARD ANOKA, MN. 55303 800-426-7737</p> <p>-TAMKO ROOFING PRODUCTS (FLAT ROOFING) P.O. BOX 1404 JOPLIN, MO. 64802 800-841-4691 (417) 624-6644</p> <p>-SCHULLER (FLAT ROOFING) P.O. BOX 5106 DENVER, CO. 80217-5106 800-654-3103</p> <p>-DURO-LAST ROOFING (FLAT ROOFING) 525 WORLEY DRIVE SAGINAW, MI. 48601 JOHN DEAL - 800-248-0280</p>	<p>-U.S. ALUMINUM (STOREFRONT) 298 SINGLTON DRIVE WAXAHACHIE, TX. 75165-5094 800-627-6400</p> <p>-KAWNEER CO., INC. (STOREFRONT) P.O. BOX 516 JONESBORO, GA. 30237 770-478-8841</p> <p>-TUBELITE (STOREFRONT) P.O. BOX 116 8208 MACKINAW TRAIL REED CITY, MI. 49677 972-551-8180</p> <p>-VISTAWALL (STOREFRONT) P.O. BOX 829 803 AIRPORT RD. TERRELL, TX. 75160 800-958-4567</p> <p>-QUIKSERV (DRIVE-THRU WINDOWS) 11441 BRITMORE PARK DRIVE HOUSTON, TX. 77041 800-358-8307 713-849-5882</p> <p>-FULKERSON, LLC. (TOUCH FREE DOOR HANDLE) 4236 RHONA LANE CUMMING, GA. 30040 MATT FULDERSON: 404-693-5661 mfulderson@fuldersonllc.com www.sanitgrasp.com</p> <p>-READY ACCESS (DRIVE THRU WINDOWS &amp; AIR CURTAINS) 1815 ARTHUR DRIVE WEST CHICAGO, IL. 60615 KIM MCKIBBIN 630-876-7767 800-621-5045 kim@ready-access.com</p>	<p>-MARLITE (DOOR, ALUMINUM FRAMES) (HOLLOW METAL FRAMES &amp; DOORS, WOOD DOORS-HARDWARE (HINGES, LOCKS, ETC.)) 282 HARGER STREET DOVER, NH. 44622 800-377-1221 330-364-7561</p> <p>-UNIVERSAL MANUFACTURING CO. (HOLLOW METAL FRAMES &amp; DOORS, WOOD DOORS-HARDWARE (HINGES, LOCKS, ETC.)) 5366 CRESTVIEW RD. MEMPHIS, TN. 38134 901-458-5881 EXT. 105 800-821-1414 EXT. 105</p> <p>-ROYAL GLASS (LOGO MID-PANELS) 403 EAST THIRD STREET FENNVILLE, MI. 49408-0308 269-581-8715</p> <p>-MANUAL PAZ (LOGO MID-PANELS) CALIFORNIA 562-863-4481</p> <p>-3M COMMERCIAL CORE DIVISION (WINDOW FILM) 3M CENTER BUILDING 223-2N-29 ELKHORN, WI. JIM WOODWARD: 651-737-8792 MICHELE PISHKO: 651-736-1629</p> <p>-YKK AP AMERICA, INC. (STOREFRONT) 7898 THE BELUFS, SUITE 100 AUSTEL, GA. 30168 WES THORPE: 678-396-6728 WestThorpe@ykk-afi.com www.ykkgrp.com</p>	<p>-BORRICK PRODUCTS (RESTROOM ACCESSORIES, TOILET FIXTURES AND HARDWARE) FMP DISTRIBUTORS ROB KEISER 800-257-7737 EXT. 311 *GREEN PRODUCT</p> <p>-AMERICAN STANDARD (RESTROOM ACCESSORIES) (RESTROOM ACCESSORIES) 1 CENTENNIAL AVENUE PISCATAWAY, NJ. 08854 732-988-3234</p> <p>-ZURN INDUSTRIES (PLUMBING FIXTURES) 1801 PITTSBURG AVENUE ERIE, PA. 16502 PAT MCOUILLANE: 877-575-4483</p> <p>-UNI-STRUCTURES, INC. (CANOPIES &amp; AWNINGS) (CANOPIES &amp; AWNINGS) 8540 COBB CENTER DR. KENNESAW, GA. 30152 KRISTIN WATTS: 800-386-9864 EXT. 288 k.watts@unistructures.com</p> <p>-SAN JAMAR (RESTROOM ACCESSORIES &amp; SUPPLIES) 555 KOOPMAN LANE ELKHORN, WI. 800-248-9826 EXT. 113 262-723-6133 EXT. 113 www.sanjamar.com</p> <p>-UNIVERSAL MANUFACTURING (RESTROOM ACCESSORIES) 5366 CRESTVIEW DR. MEMPHIS, TN. 38134 901-458-5881 EXT. 105 800-821-1414 EXT. 105</p> <p>-WORLD DRYER, CO. (HAND DRYERS) 5700 MODERWOTT DR. BERKELEY, IL. 60163 RICK STEFFEN: 708-449-6950</p>	<p>-COLUMBIA VORTEX (HAND DRYERS) 825 GARLAND STREET COLUMBIA, SC. 29201 LISA FITZGERALD: 866-337-7286 EXT. 1136 OR EXT. 1128</p> <p>-ALLEN INDUSTRIES, INC. (AWNINGS) 4100 SHERATON COURT GREENSBORO, NC. 27410 BETSY SWAN 800-294-2867 EXT. 3104 betsy.swan@allenindustries.com</p> <p>-3M SOUND PRODUCTS (DRIVE-THRU SOUND SYSTEM &amp; SATELLITE ANTENNA) 3M CENTER BUILDING 551-1W-01 ST. PAUL, MN. 55144 800-328-0033 612-733-8827</p> <p>-SECURITY PRODUCTS, INC. (REAR DOOR ALARM) 30950 COREAL DRIVE SUITE B COARSDALE, CA. 93614 BOB BARR: 569-462-2710 800-452-5276</p> <p>-N.C.A. NATIONAL HVAC PRODUCTS, LLC. (MASTER CONTROL SYSTEM) 4585 148 AVENUE NORTH CLEARWATER, FL. 33762 877-538-0878</p> <p>-HILL PHOENIX POWER SYSTEMS DIVISION (FACTORY INTEGRATED SWITCH GEAR) 2850 EAST PARK DRIVE CONYERS, GA. 30013 PRICING: 770-285-3251 edpburgerking@hillphoenix.com</p>	<p>-LSI INDUSTRIES INC. (INTERIOR AND EXTERIOR LIGHTING SURVEYS AND PHOTOMETRICS) 10008 ALLIANCE ROAD CINCINNATI, OH. 45242 RON LARIMORE: 800-436-7800 EXT. 3375 513-793-3200</p> <p>-RUUD LIGHTING, INC. (LIGHTING EQUIPMENT, SURVEYS AND PHOTOMETRICS) 215 WASHINGTON AVENUE RACINE, WI. 53406-3772 800-236-7800 EXT. 3129 262-884-3184</p> <p>-3M SOUND PRODUCTS (DRIVE-THRU SOUND SYSTEM &amp; SATELLITE ANTENNA) 3M CENTER BUILDING 551-1W-01 ST. PAUL, MN. 55144 800-328-0033 612-733-8827</p> <p>-SECURITY PRODUCTS, INC. (REAR DOOR ALARM) 30950 COREAL DRIVE SUITE B COARSDALE, CA. 93614 BOB BARR: 569-462-2710 800-452-5276</p> <p>-N.C.A. NATIONAL HVAC PRODUCTS, LLC. (MASTER CONTROL SYSTEM) 4585 148 AVENUE NORTH CLEARWATER, FL. 33762 877-538-0878</p> <p>-HILL PHOENIX POWER SYSTEMS DIVISION (FACTORY INTEGRATED SWITCH GEAR) 2850 EAST PARK DRIVE CONYERS, GA. 30013 PRICING: 770-285-3251 edpburgerking@hillphoenix.com</p>	<p>-SECURITY LIGHTING (EXTERIOR SITE AND BUILDING LIGHTING, SURVEYS AND PHOTOMETRICS) 105 JOHNSON DRIVE BUFFALO GROVE, IL. 60089 STEVE FRIEDMAN 847-279-0627 800-544-4848</p> <p>-HERMITAGE LIGHTING NAT. ACCOUNTS (INTERIOR AND EXTERIOR LIGHTING, SURVEYS AND PHOTOMETRICS) 3640 TROUSDALE DRIVE NASHVILLE, TN. 37204 WYATT CULVER, JOE LUTTMAN 615-843-3379 800-284-3384</p> <p>-HM ELECTRONICS (DRIVE-THRU SOUND SYSTEM) 14110 STOWE DRIVE POWAY, CA. 92064 LISA JOKINEN: 800-848-4468</p> <p>-SENSOMATIC/ADT SECURITY SERVICES (BURGLAR ALARMS, CCTV, ACCESS CONTROL, AND FIRE ALARMS) ONE TOWN CENTER ROAD BOCA RATON, FL. 33486 KERIANN WORLEY 954-590-3083</p> <p>-SUNCOAST ENVIRONMENTAL CONTROLS, INC. (ELECTRICAL SWITCH GEAR) 8655 115th AVENUE NORTH LARGO, FL. 34643 877-544-6679</p> <p>-ENERGY MANAGEMENT PANEL) 2884 CORPORATE WAY MIRAMAR, FL. 33025 GORMAN RASMUSSEN 954-499-2290</p>	<p>-HI &amp; K INTERNATIONAL (KITCHEN EQUIPMENT, SMALLWARES) 1343 SOUTH HENDERSON AVE DALLAS, TX. 75223 HEATHER VALVERDE: 214-818-3521 800-788-2445</p> <p>-INTERNATIONAL COLD STORAGE (ICS) (WALK-IN COOLERS / FREEZERS, DRY STORAGE COMPARTMENTS) 215 EAST 13th STREET ANDOVER, KS. 67802 DAVE KONECNY: 800-835-8001 316-218-4135</p> <p>-HM ELECTRONICS, INC. (HME) (DRIVE-THRU WIRELESS INTERCOMS, DRIVE-THRU SPEED OF SERVICE TIMERS, DIGITAL SURVEILLANCE SYSTEMS.) 14110 STOWE DRIVE POWAY, CA. 92064 LISA JOKINEN: 800-848-4468</p> <p>-3M COMMERCIAL CARE DIVISION - FOOD SERVICE BUSINESS (DRIVE-THRU COMMUNICATION PRODUCTS, MAINTENANCE PRODUCTS, WAPPING AND TRACTION PRODUCTS, MONITOR STRIPS, TAPES AND DISPENSERS, LAMINATING SYSTEMS) 3M CENTER BLDG. 223-2N-29 ST. PAUL, MN. 55144-1000 651-737-8792 LILLIA TASHUK GENERAL PRODUCTS 800-688-4596</p> <p>-TEXAS DIGITAL SYSTEMS, INC. (ORDER/PRICE CONFIRMATION DISPLAYS) 400 TECHNOLOGY PARKWAY COLLEGE STATION, TX. 77845 DAVID McDONALD: 979-893-9378 800-468-3831</p>	<p>-MISCELLANEOUS</p> <p>-HAINES, JONES, AND CADBURY (PACKAGE PRICING ON MULTIPLE ITEMS - PLUMBING, TILE, RESTROOM ACCESSORIES, ETC.) 310 SW 24TH STREET BENTONVILLE, AR 72712 KATHERINE HARRIS 800-459-7099</p>

03.08.16 ISSUE FOR CONSTRUCTION  
11.05.15 ISSUE FOR PERMIT  
11.05.15 ISSUE FOR BID  
NO DATE REMARKS

REVISIONS

**RESTAURANT FOR:**  
**TOMS King**  
335 COMMERCE DRIVE  
CRYSTAL LAKE, IL 60014  
815-444-2008  
**BURGER KING CORPORATION**

**BURGER KING REMODEL**

BK9830  
600 S. HIGH STREET  
CORTLAND, OH

PROJECT NO: 002015.0270  
DATE: 11.05.15

**A9.0**  
MANUFACTURERS AND SUPPLIERS

NOTE: NOT ALL FINISHES WILL NECESSARILY BE USED.

CHECKED: LL DRAWN: HP