



BURGER KING

RENOVATIONS TO BK #9830

600 S. HIGH STREET

CORTLAND, OH 44410

RENOVATIONS BASED ON THE 20/20 GARDEN GRILL DESIGN

SHEET INDEX

| SHT. NO. | DESCRIPTION | SHT. NO. | DESCRIPTION |
|-------------------------------|--|----------|----------------|
| CS | INDEX, CODE ANALYSIS, LOCATION MAP, LEGEND | | INTERIOR DECOR |
| C1.0 | SITE PLAN, OPT. PAD CONFIGURATION, PRE-FAB DETECTOR LOOP | | |
| C2.0 | HANDICAP SIGN AND PAINTED SYMBOL, ADA RAMP AND STALLS | | |
| ARCHITECTURAL DRAWINGS | | | |
| A1.0 | FLOOR PLAN | | |
| A1.1 | REFLECTED CEILING PLAN | | |
| A1.2 | ROOF PLAN AND ADA SITE DETAILS | | |
| A2.0 | EXTERIOR ELEVATIONS | | |
| A2.1 | EXTERIOR ELEVATIONS | | |
| A3.0 | ENLARGED RESTROOM PLAN AND ELEVATIONS | | |
| A4.0 | WALL SECTIONS | | |
| A4.1 | WALL SECTIONS | | |
| A4.2 | NOT USED | | |
| A5.0 | NOT USED | | |
| A6.0 | NOT USED | | |
| A7.0 | DOOR AND WINDOW SCHEDULE AND DETAILS | | |
| A8.0 | FINISH SCHEDULES - EXTERIOR | | |
| A9.0 | MANUFACTURERS AND SUPPLIERS | | |

INTERPLAN

ARCHITECTURE
ENGINEERING
INTERIOR DESIGN
PROJECT MANAGEMENT

604 COURTLAND STREET
SUITE 100
ORLANDO, FLORIDA 32804
PH 407.645.5008
FX 407.629.9124

SEAL:

VICINITY MAP



GENERAL SITE ACCESSIBLE NOTES

- SURFACE SLOPES OF PARKING SPACES FOR THE PHYSICALLY DISABLED SHALL NOT EXCEED 1/4-INCH PER FOOT IN ANY DIRECTION.
- PEDESTRIAN WAYS THAT ARE ACCESSIBLE TO THE PHYSICALLY DISABLED SHALL BE PROVIDED FROM EACH DISABLED PARKING SPACE TO RELATED FACILITIES, INCLUDING CURB CUTS OR RAMPS AS REQUIRED.
- THE SURFACE OF EACH PARKING SPACE SHALL HAVE A SURFACE IDENTIFICATION DUPLICATING THE SYMBOL OF ACCESSIBILITY CONSISTING OF A WHITE FIGURE ON A BLUE BACKGROUND, AT LEAST 3 FEET SQUARE.
- WALKS AND SIDEWALKS SHALL HAVE CONTINUOUS COMMON SURFACE, NOT INTERRUPTED BY STEPS OR BY ABRUPT CHANGES IN LEVEL EXCEEDING 1/2-INCH AND SHALL BE A MINIMUM OF 48-INCHES IN WIDTH.
- WHEN THE SLOPE IN THE DIRECTION OF TRAVEL OF ANY WALK EXCEEDS 1 VERTICAL TO 20 HORIZONTAL (5% GRADIENT) IT SHALL COMPLY WITH THE PROVISIONS FOR PEDESTRIAN RAMPS.
- SURFACE CROSS SLOPES SHALL NOT EXCEED 1/4-INCH PER FOOT (2.08%).
- ABRUPT CHANGES IN LEVEL ALONG ANY ACCESSIBLE ROUTE SHALL NOT EXCEED 1/2-INCH. WHEN CHANGES IN LEVELS DO OCCUR, THEY SHALL NOT BE BEVELED WITH A SLOPE NO GREATER THAN 1:2 EXCEPT THAT LEVEL CHANGES NOT EXCEEDING 1/4-INCH MAY BE VERTICAL.
- WHEN CHANGES IN LEVELS GREATER THAN 1/2-INCH ARE NECESSARY, THEY SHALL COMPLY WITH THE REQUIREMENTS FOR CURB RAMPS & PEDESTRIAN RAMPS.
- THE SURFACE OF EACH CURB RAMP AND ITS FLARED SIDES SHALL BE SLIP-RESISTANT AND SHALL BE OF CONTRASTING FINISH FROM THAT OF THE ADJACENT SIDEWALK.
- CURB RAMPS SHALL BE CONSTRUCTED AT EACH CORNER OF STREET INTERSECTIONS AND WHERE A PEDESTRIAN WAY CROSSES A CURB.
- CURB RAMPS SHALL BE A MINIMUM OF 4 FEET IN WIDTH AND SHALL LIE GENERALLY, IN A SINGLE SLOPED PLANE, WITH A MINIMUM OF SURFACE WARPING AND CROSS SLOPE.
- THE SLOPE OF CURB RAMPS SHALL NOT EXCEED 1 VERTICAL TO 12 HORIZONTAL. THE SLOPE OF THE FANNED OR FLARED SIDES OF CURB RAMPS SHALL NOT EXCEED ONE VERTICAL TO 10 HORIZONTAL.
- A LEVEL LANDING 3 FEET DEEP SHALL BE PROVIDED AT THE UPPER END OF EACH CURB RAMP OVER ITS FULL WIDTH TO PERMIT SAFE EGRESS FROM THE RAMP SURFACE, OR THE SLOPE OF THE FANNED OR FLARED SIDES OF THE CURB RAMP SHALL NOT EXCEED ONE VERTICAL TO 12 HORIZONTAL.
- THE LOWER END OF EACH CURB RAMP SHALL HAVE A 1/2-INCH COUNTER SLOPE IMMEDIATELY ADJACENT TO RAMP OR ACCESSIBLE ROUTE SHALL NOT BE STEEPER THAN 1:20.
- THE SLOPE OF TYPICAL RAMPS SHALL NOT EXCEED 1 VERTICAL TO 12 HORIZONTAL. THE LENGTH OF THE LANDING AT THE BOTTOM AND THE TOP OF THE RAMP SHALL BE 5 FEET X THE WIDTH OF THE RAMP.

REFER TO THE "2010 ADA STANDARDS FOR ACCESSIBLE DESIGN" FOR ADDITIONAL REQUIREMENTS.

GENERAL CONTRACTOR TO MODIFY THE EXISTING ROUTE TO THE BUILDING TO COMPLY WITH THE ACCESSIBLE ROUTE REQUIREMENTS OF THE "2010 ADA STANDARDS FOR ACCESSIBLE DESIGN" IF REQUIRED.

GENERAL CONTRACTOR SHALL FIELD VERIFY THE EXISTING SITE CONDITIONS DURING BIDDING. DISCUSS THE SCOPE OF WORK WITH EYM FOODS LLC CONSTRUCTION MANAGER BEFORE SUBMITTING BIDS.

REVISION ISSUE LOG

| REV # | ISSUE DATE | DESCRIPTION | AFFECTED SHEETS | REMARKS | BY |
|-------|------------|-------------|-----------------|---------|----|
| - | - | - | - | - | - |

GENERAL NOTES

- ALL DIMENSIONS ARE TO FACE OF MASONRY OR FINISH FACE OF PARTITION UNLESS OTHERWISE NOTED.
- ALL ANGLES SHALL BE 45, 90, 135 DEGREES UNLESS OTHERWISE NOTED ON PLAN.
- ALL INTERIOR OPENINGS TO BE 3'-0" WIDE CLEAR UNLESS OTHERWISE DIMENSIONED ON PLAN. BULKHEAD TO ALIGN WITH TOP OF DOOR FRAMES, TYPICAL. REFER TO DOOR SCHEDULE FOR HEIGHT.
- DOOR FRAMES OCCURRING ADJACENT TO INTERSECTING PARTITIONS SHALL BE INSTALLED FOUR INCHES FROM THE PARTITION UNLESS OTHERWISE NOTED ON PLANS.
- ALL PARTITION EXTERIOR CORNERS SHALL HAVE SCREW-ATTACHED METAL CORNER BEADS UNLESS NOTED OTHERWISE.
- WALL SURFACES SHALL BE PROPERLY PREPARED TO RECEIVE NEW FINISHES. JOINTS SHALL NOT BE VISIBLE AFTER NEW FINISH HAS BEEN APPLIED.
- GYPSUM WALLBOARD ON PARTITION REQUIRING A RATING OF ONE-HOUR OR MORE SHALL BE TAPED AND THE SCREWS SPOTTED WHETHER OR NOT WALL TREATMENT IS SCHEDULED.
- BLOCKING/BACKING IS REQUIRED AT THE FOLLOWING LOCATIONS-
1. WALL MOUNTED ACCESSORIES OR EQUIPMENT
2. WALL MOUNTED DOORSTOPS
3. WALL MOUNTED DOOR HOLD-OPEN DEVICES AND/OR CLOSERS
4. TOILET ROOM ACCESSORIES
5. OTHER LOCATIONS AS REQUIRED BY ARCHITECT
- ALL EQUIPMENT AND APPLIANCES ARE SUPPLIED BY BUILDING OWNER UNLESS NOTED OTHERWISE ON PLAN. GENERAL CONTRACTOR TO VERIFY ALL EQUIPMENT AND APPLIANCE DIMENSIONS BEFORE PROCEEDING WITH CONSTRUCTION.
- ALL FINISHES SHALL MEET FBC CODE, CHAPTER 8 FINISH REQUIREMENTS. REFER TO COVER SHEET FOR CODE DATA BLOCK. CONTRACTOR TO COORDINATE AND SUPPLY BK REPRESENTATIVE WITH FINISH SAMPLE IF DEVIATION FROM DRAWINGS.

DEMO GENERAL NOTES:

- ALL DEMOLITION IS TO BE PERFORMED IN A SWIFT, SAFE MANNER SO AS TO KEEP DISTURBANCE TO BUILDING TENANT TO A MINIMUM IT IS UNDERSTOOD THAT ALL SALVAGEABLE ITEMS REMOVED IN DEMOLITION INCLUDING BUT NOT LIMITED TO DOORS, FRAMES, HARDWARE, GLAZING, CASEWORK, HVAC EQUIPMENT, LIGHTING, RECEPTACLES, ETC. SHALL REMAIN ON SITE AS OWNER PROPERTY. COORDINATE STORAGE REQUIREMENTS WITH OWNER.
- G.C. TO CONSTRUCT OR PROVIDE PROTECTION BARRIERS AS NEEDED FOR SAFETY AND TO CONTAIN DUST DUE TO DEMOLITION. GENERAL CONTRACTOR SHALL TAKE CAREFUL MEASURES TO CONTAIN THE SPREAD OF DUST AND FUMES OUT OF THE WORK AREA THROUGH OPENINGS, DUCTWORK, ETC.
- CONTRACTOR TO PATCH AND/OR REPAIR REMAINING FLOOR, WALL AND CEILING SURFACES AS NEEDED DUE TO DEMOLITION OF REMOVAL OF CONSTRUCTION TO MATCH EXISTING.
- ITEMS TO BE RELOCATED SHALL BE STORED IN A PLACE DESIGNATED IN CONSTRUCTION AREA ACCORDING TO OWNER'S INSTRUCTION.
- REMOVE ALL DEMOLISHED MATERIALS FROM BUILDING AND SITE UNLESS NOTED OTHERWISE OR RETURNED TO OWNER. ALL OTHER DEMOLISHED MATERIAL SHALL BE COMPLETELY DESTROYED PRIOR TO DISPOSAL.
- GENERAL CONTRACTOR SHALL PROVIDE DEMOLITION AS INDICATED ON DRAWING INCLUDING REMOVAL AND DISPOSAL OF ALL FLOORING, WALL BASE, GYPSUM WALLBOARD, INTERIOR FRAMING, WINDOWS, ACOUSTIC CEILING TILE, PLUMBING FIXTURES, DOORS, FRAMES, HARDWARE, GLAZING, CASEWORK, ELECTRICAL EQUIPMENT, LIGHT FIXTURES, RECEPTACLES, WIRING, CABLE, CONDUIT, WITHIN LIMITS OF CONSTRUCTION AND NOT IN USE IN AREAS OF WORK FROM WITHIN WALLS AND ABOVE CEILING.
- DINING AREA WALLS SLATED TO REMAIN SHOULD HAVE ALL FINISHES REMOVED (BACK TO GYP BD.) THAT WILL INHIBIT INSTALLATION OF NEW FINISHES.
- GENERAL CONTRACTOR SHALL PROVIDE DEMOLITION AS REQUIRED WITHIN LIMITS OF CONSTRUCTION AND AS INDICATED ON DRAWINGS FOR EXTERIOR WALLS, ROOF, AND INTERIOR. DEMOLITION TO INCLUDE, BUT NOT LIMITED TO: REMOVAL AND DISPOSAL OF ALL FRAMING, ROOFING, FINISH MATERIALS, WINDOW/DOORS & FRAMES, ELECTRICAL EQUIPMENT, LIGHT FIXTURES, RECEPTACLES, WIRING, ANTENNA CABLE, CONDUIT, HVAC EQUIPMENT, SUPPLY/ DIFFUSERS, AND DUCT WORK, NOT IN USE IN AREAS OF WORK FROM WITHIN WALLS AND ABOVE CEILING.

LOCATION MAP



OWNER & CONSULTANTS

OWNER
BURGER KING CORPORATION
335 COMMERCE DRIVE
CRYSTAL LAKE, IL 60014
815-444-2008

ARCHITECT
INTERPLAN LLC
604 COURTLAND STREET, SUITE 100
ORLANDO, FL 32804
PHONE: 407-645-5008
ARCHITECT OF RECORD: DAVID BOYCE
CONTACT: LISA LATAL
E-MAIL: LLATAL@INTERPLANLLC.COM

CODE / PROJECT DATA

BUILDING CODE: 2011 OHIO BUILDING CODE
PLUMBING CODE: 2011 OHIO PLUMBING CODE
ELECTRICAL CODE: 2014 NEC
MECHANICAL CODE: 2011 OHIO MECHANICAL CODE
FIRE & LIFE SAFETY CODE: 2010 OHIO FIRE CODE

CONSTRUCTION CLASSIFICATION: TYPE V-B - NONCOMBUSTIBLE

WIND SPEED: 90 MPH

TOTAL GROSS BUILDING AREA= +/-4,144 S.F.
(ALLOWED AREA FOR TYPE V-B = 6,000 S.F.)

OCCUPANCY GROUP: A-2 (ASSEMBLY, SMALL)

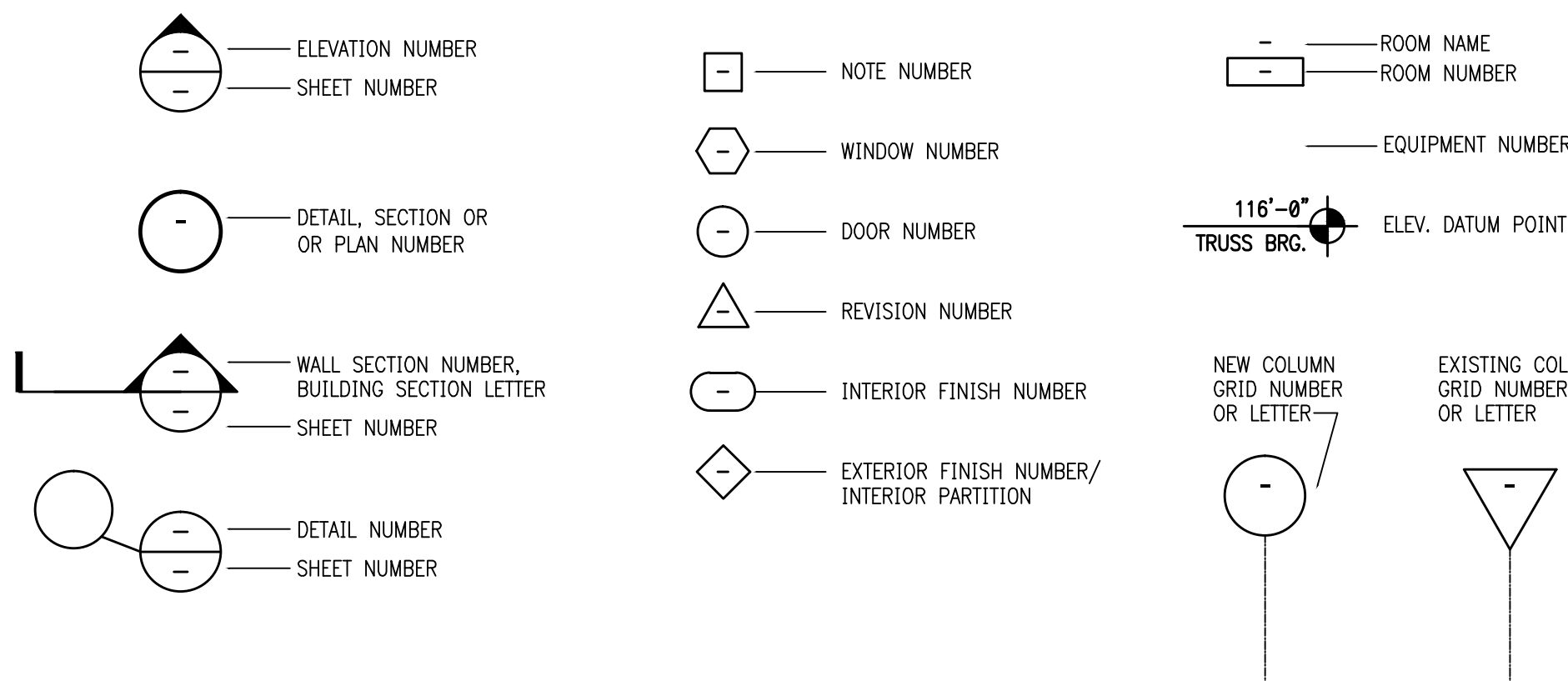
BUILDING AREAS:
BUILDING TOTAL (GROSS): +/-4,144 SQ. FT.
DINING ROOM AREA (GROSS): +/-946 SQ. FT.
KITCHEN (GROSS): +/-1212 SQ. FT.
PLAYGROUND (GROSS): +/-863 SQ. FT.

OCCUPANCY LOAD:
ASSEMBLY (UNCONCENTRATED): +/-946 S.F. / 15 = 63 PEOPLE
KITCHEN: +/-1212 S.F. / 200 = 6 PEOPLE
WAITING: +/-170 S.F. / 5 = 34 PEOPLE
TOTAL: 103 PEOPLE

GENERAL NOTES

- IT IS THE CONTRACTOR'S RESPONSIBILITY TO REVIEW ALL DRAWINGS AND SPECIFICATIONS, INCLUDING BUT NOT LIMITED TO ARCHITECTURAL, CIVIL, STRUCTURAL, MECHANICAL, PLUMBING AND ELECTRICAL, PRIOR TO SUBMITTING A BID. REPORT ANY DISCREPANCIES TO ARCHITECT OR ENGINEER PRIOR TO BID.
- THESE DOCUMENTS ARE BASED UPON MEASURED DRAWINGS AND OTHER INFORMATION PROVIDED BY THE OWNER AS WELL AS NON-INVASIVE SITE VISITS. THE MEASURED DRAWINGS INCLUDE ONLY THOSE ELEMENTS AND SYSTEMS EXPOSED TO VIEW AND HAVE NOT BEEN FIELD VERIFIED. THE CONSTRUCTION DOCUMENTS HAVE BEEN PRODUCED WITHOUT THE BENEFIT OF KNOWLEDGE OF THE EXACT EXISTING STRUCTURAL, PLUMBING, MECHANICAL AND ELECTRICAL SYSTEMS.
- IT IS THE CONTRACTOR'S RESPONSIBILITY TO FIELD VERIFY ALL EXISTING BUILDING ELEMENTS AND SYSTEMS, FAMILIARIZE THEMSELVES WITH EXISTING CONDITIONS AND SATISFY THEMSELVES AS TO THE NATURE AND SCOPE OF THE WORK, REVIEW THE CONTRACT DOCUMENTS AND NOTIFY THE ARCHITECT OF ANY CONFLICTS AND/OR DISCREPANCIES PRIOR TO BID. THE SUBMISSION OF A BID WILL BE EVIDENCE THAT SUCH AN EXAMINATION HAS BEEN MADE. LATER CLAIMS FOR LABOR, EQUIPMENT OR MATERIALS REQUIRE, OR FOR ANY DIFFICULTIES ENCOUNTERED WHICH COULD HAVE BEEN FORESEEN HAD AN EXAMINATION BEEN MADE, WILL NOT BE ALLOWED.
- IT IS THE RESPONSIBILITY OF THE CONTRACTOR TO NOTIFY THE ARCHITECT OF ANY DISCREPANCIES ENCOUNTERED ON THE PLANS OR IN EXISTING SITE CONDITIONS PRIOR TO SUBMISSION OF BID.
- CONTRACTOR, DURING PRE-BID SITE VISIT, SHALL TAKE NOTICE OF ANY VISUALLY APPARENT CODE VIOLATIONS AND ALLOW IN HIS/HER BID FOR CORRECTING SUCH VIOLATIONS.
- CONTRACTORS ARE CAUTIONED TO COORDINATE ITEMS IN THEIR SCOPE OF WORK WITH OTHER TRADES.
- THE CONTRACTOR SHALL NOTIFY THE ARCHITECT OF ANY CONFLICTS AND/OR DISCREPANCIES DISCOVERED DURING DEMOLITION AND CONSTRUCTION PHASES OF THE PROJECT.
- THESE NOTES APPLY TO ALL SHEETS.

SYMBOLS / LEGEND



CONTACTS

GOVERNMENTAL AGENCIES

DEPT.: PLANNING AND ZONING
CITY OF CORTLAND ZONING AND DEVELOPMENT
CONTACT: DONALD WITMAN
ADDRESS: 400 NORTH HIGH STREET
CORTLAND, OH 44410
PHONE: 330.675.4637
EMAIL: SERVICEDEPT@CITYCORTLAND.ORG

DEPT.: TRUMBULL COUNTY BUILDING DEPT.
CONTACT: THOMAS GLADD (ASSISTANT CHIEF BUILDING OFFICIAL)
ADDRESS: 159 EAST MARKET STREET, SUITE 100, WARREN, OH 44481
PHONE: 330.675.2467
EMAIL: BTGLADD@CO.TRUMBULL.OH.US

ABBREVIATIONS

| | | | | | |
|-----------|-----------------------|-----------|-----------------------------------|-------|------------------------|
| AC | AIR CONDITIONING | FF | FINISH FLOOR | REBAR | REINFORCING BAR |
| AFF | ABOVE FINISH FLOOR | FR | FIRE RATED | REF | REFERENCE |
| AHU | AIR HANDLING UNIT | GALV | GALVANIZED | REINF | REINFORCE |
| AL | ALUMINUM | GYPBD | GYPSUM BOARD | REQ'D | REQUIRED |
| ASPH | ASPHALT | HC | HANDICAPPED | RO | ROUGH OPENING |
| AT | ALUMINUM THRESHOLD | HDW | HARDWARE | SB | SPLASHBLOCK |
| BD | BOARD | HM | HOLLOW METAL | SHLVS | SHELVES |
| BLKT | BLANKET | HVAC | HEATING, AIR CONDITIONING, & VENT | SIM | SIMILAR |
| CJ | CONTROL JOINT | INFO | INFORMATION | SPEC | SPECIFICATION |
| CLG | CEILING | INSUL | INSULATION | SS | STAINLESS STEEL |
| CMU | CONCRETE MASONRY UNIT | LAC | LAY-IN ACOUSTICAL CEILING | STL | STEEL |
| COL | COLUMN | MAS | MASONRY | STOR | STORAGE |
| CONC | CONCRETE | MAX | MAXIMUM | SUSP | SUSPENDED |
| CONT | CONTINUOUS | MECH | MECHANICAL | T | TREAD |
| CPT | CARPET | MFR / MFR | MANUFACTURER | TELE | TELEPHONE |
| CT | CERAMIC TILE | MIN | MINIMUM | TPD | TOILET PAPER DISPENSER |
| CL | CENTER LINE | MO | MASONRY OPENING | TYP | TYPICAL |
| DBL | DOUBLE | MR | MIRROR/MOISTURE RESISTANT | UNO | UNLESS NOTED OTHERWISE |
| DF | DRINKING FOUNTAIN | MT | MARBLE THRESHOLD | VCT | VINYL COMPOSITION TILE |
| DIA | DIAMETER | MTL | METAL | VERT | VERTICAL |
| DIM | DIMENSION | NA | NOT APPLICABLE | VT | VINYL THRESHOLD |
| DN | DOWN | NIC | NOT IN CONTRACT | WC | WATER CLOSET |
| DS | DOWN SPOUT | NOM | NOMINAL | WD | WOOD |
| EA | EACH | NTS | NOT TO SCALE | WP | WATERPROOF |
| EJ | EXPANSION JOINT | OC | ON CENTER | WWF | WELDED WIRE FABRIC |
| ELEC | ELECTRICAL | OPP | OPPOSITE | W/ | WITH |
| ELEV / EL | ELEVATION | PLYWD | PLYWOOD | | |
| EQ | EQUAL | PREFAB | PREFABRICATED | | |
| EXIST | EXISTING | PSF | POUNDS PER SQUARE FOOT | | |
| FD | FLOOR DRAIN | PT | PAINT / PRESSURE TREATED | | |
| FE | FIRE EXTINGUISHER | QT | QUARRY TILE | | |
| | | R | RISE/RADIUS | | |

11.05.15 ISSUE FOR PERMIT
11.05.15 ISSUE FOR BID
NO DATE REVISIONS

REVISIONS

RESTAURANT FOR:
TOMS KING

335 COMMERCE DRIVE
CRYSTAL LAKE, IL 60014
815-444-2008



BURGER KING
REMODEL

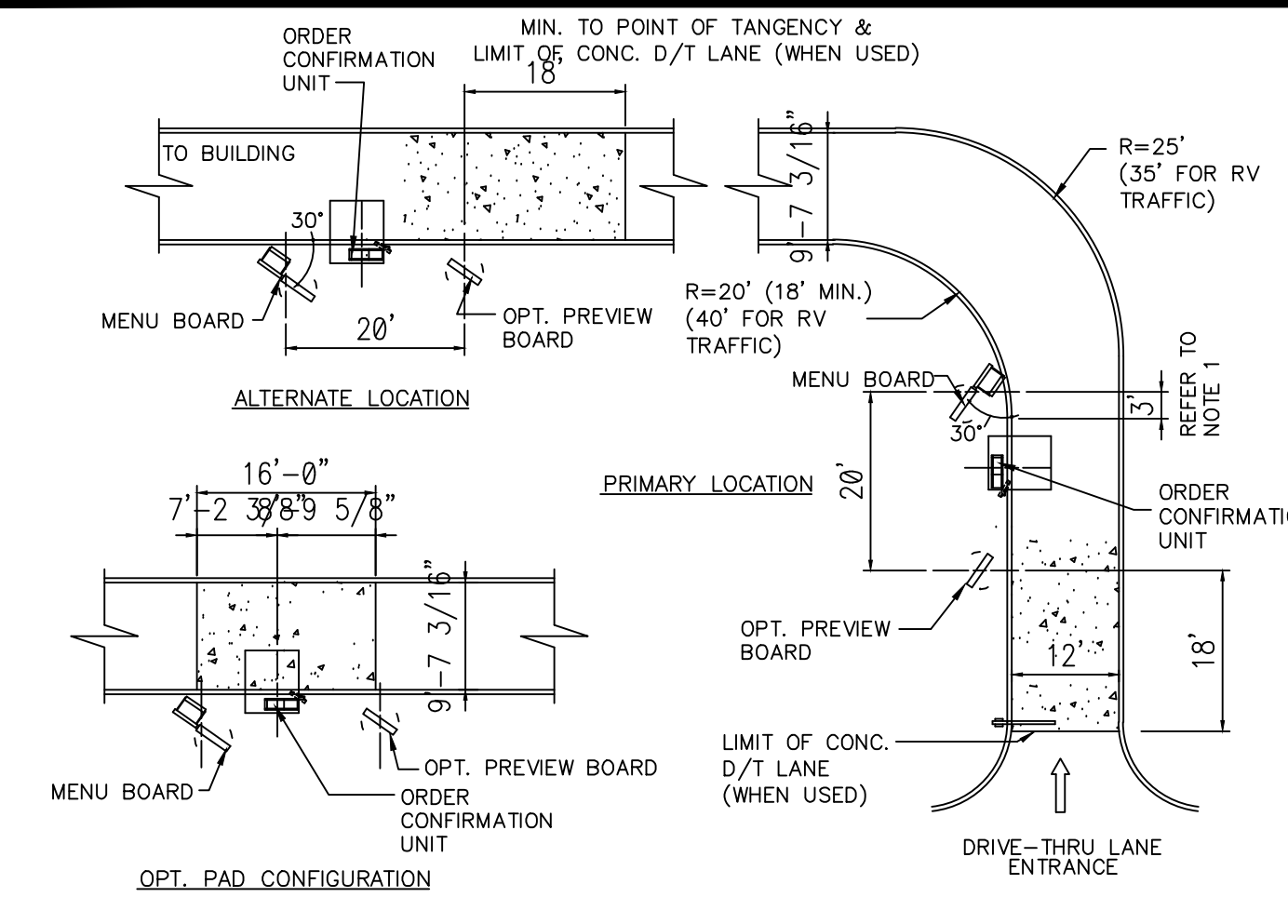
BK9830
600 S. HIGH STREET
CORTLAND, OH

PROJECT NO: 002015.0270
DATE: 11.05.15

CS
COVER SHEET

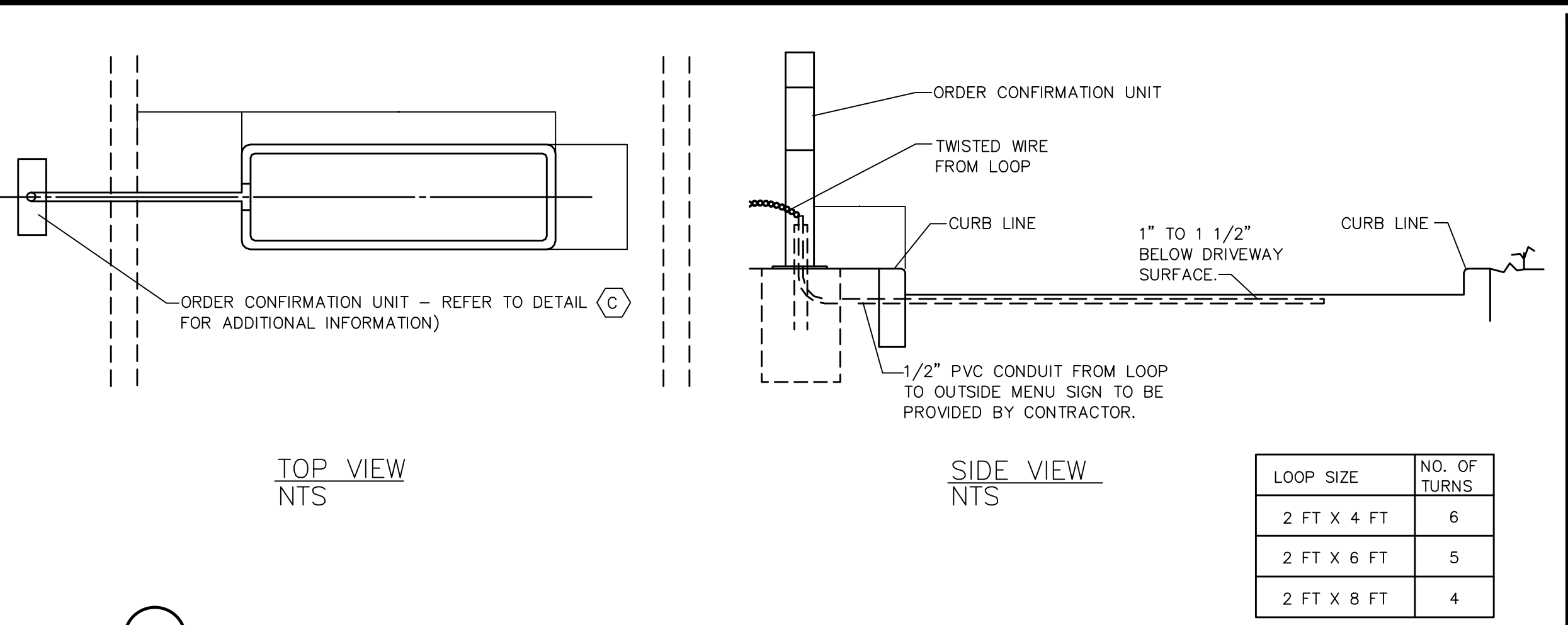
CHECKED: LL DRAWN: HP

SEAL:



- NOTES:**
- DRAWING REFLECTS MENU BOARD IN PREFERRED LOCATIONS. FOR OPTIONAL LOCATION AND ADDITIONAL INFORMATION, REFER TO DETAIL 1 OF VII AND SITE DETAIL CA.
 - ORDER CONFIRMATION UNITS SHOULD BE 100' (MIN.) FROM FOOD DELIVERY WINDOW.
 - IN NO CASE SHOULD THE ORDER STATIONS BE PLACED ON THE CURVE.
 - CONCRETE DRIVE-THRU LANE IS OPTIONAL. WHEN USED, IT IS TO BE CONTINUOUS AS INDICATED ON THIS DRAWING TO 9' PAST CENTER OF CUSTOMER COURTESY POST AS INDICATED ON DETAIL TEMPLATE VIII OF VII. CONCRETE TO BE 3,500 P.S.I., 6" THICK, WITH 6X6-W2.9XW2.9 W.W.M. WITH PREMOULDED BITUMINOUS NON-EXTRUDING EXPANSION JOINTS AT 10' O.C. OPTIONAL TO POUR A 4" BASE SLAB OF 3000 P.S.I. CONCRETE, IMMEDIATELY FOLLOWED BY A 2" SURFACE SLAB OF 3500 P.S.I. CONCRETE DYED BLACK USING ADMIXTURE (CHROMIX C-24 "CHARCOAL" BY SCHOFIELD CO., OR EQUAL.) INSURE THE 2" WEARING SURFACE BONDS TO THE BASE SLAB.
 - IN LIEU OF FULL CONCRETE D/T LANE, 12' X 20' (MIN.) CONCRETE PAD MAY BE USED. (ALSO OPTIONAL)

- GENERAL NOTES:**
- IF LONGER LOOP PATTERNS (OTHER THAN SPECIFIED) ARE NEEDED, CONTACT MANUFACTURER/SUPPLIER.
 - SEE LOOP SIZE AND PLACEMENT FOR THE PROPER NUMBER OF TURNS.
 - IF NO CONDUIT IS PROVIDED, SAW CUT LEAD-IN SHOULD CONTINUE THRU CONC. CURB TO BASE OF ORDER CONFIRMATION UNIT.
 - MITER CORNERS OF SAW CUT TO PREVENT SHARP TURNS WHICH COULD CUT THE WIRE INSULATION.
 - DETECTOR LOOPS ARE REQUIRED AT DRIVE THRU ORDER CONFIRMATION UNIT AND AT EACH DRIVE THRU WINDOW. REFER TO MANUFACTURER'S INSTALLATION INSTRUCTIONS.
 - FOR TECHNICAL ASSISTANCE AND PARTS CONTACT:
3M SOUND PRODUCT (800) 328-0033
OR
HM ELECTRONICS, INC. (800) 909-6604



2 PRE-FAB DETECTOR LOOP NTS

- DEMOLITION NOTES**
- PRIOR TO COMMENCEMENT OF DEMOLITION THE CONTRACTOR WILL COORDINATE HIS ACTIVITIES WITH ALL THE UTILITY COMPANIES SERVING THIS AREA. CONTRACTOR IS TO COORDINATE FULLY WITH UTILITY COMPANIES ON EXACT LOCATION OF UNDERGROUND UTILITIES PRIOR TO EXCAVATION.
 - THE CONTRACTOR IS RESPONSIBLE FOR PROPER DISPOSAL OF ALL WASTE MATERIAL.
 - WHERE PAVING OR STRUCTURES ARE TO BE REMOVED WHICH ABUT OR ARE A PART OF CONNECTED FACILITIES (THAT ARE OFF-SITE), RESTORATION OF ANY DAMAGE THAT MIGHT RESULT FROM DEMOLITION IS TO BE RESTORED TO A CONDITION EQUAL TO OR BETTER THAN EXISTING UNLESS SPECIFICALLY EXEMPTED BY THE PLANS. THE COST FOR SUCH RESTORATION SHALL BE INCIDENTAL TO OTHER CONSTRUCTION AND NO EXTRA COMPENSATION WILL BE ALLOWED.
 - THE LOCATION OF ALL EXISTING UTILITIES, STORM DRAINAGE AND TREES SHOWN ON THE PLANS HAVE BEEN DETERMINED FROM AVAILABLE INFORMATION AND IS GIVEN FOR THE CONVENIENCE OF THE CONTRACTOR. THE OWNER OR ENGINEER ASSUMES NO RESPONSIBILITY FOR ACCURACY. PRIOR TO THE START OF DEMOLITION THE CONTRACTOR SHALL VISIT THE SITE AND DETERMINE THE EXISTENCE & LOCATION OF ALL STRUCTURES, UTILITIES & TREES SHOWN OR NOT ON THE PLANS, WHICH WOULD NEED TO BE REMOVED OR PRESERVED.
 - THE CONTRACTOR IS TO COORDINATE THE RELOCATION OR REMOVAL OF ALL OVERHEAD/UNDERGROUND UTILITIES, UTILITY POLES, LIGHTS AND LINES IN THE RIGHT-OF-WAY AND ON THE PROPERTY WITH THE APPROPRIATE SERVICE PROVIDER.
 - THE CONTRACTOR SHALL REFERENCE AND RESTORE PROPERTY CORNERS AND LAND MARKERS DISTURBED DURING CONSTRUCTION. (UNDER THE DIRECTION OF A STATE REGISTERED LAND SURVEYOR).

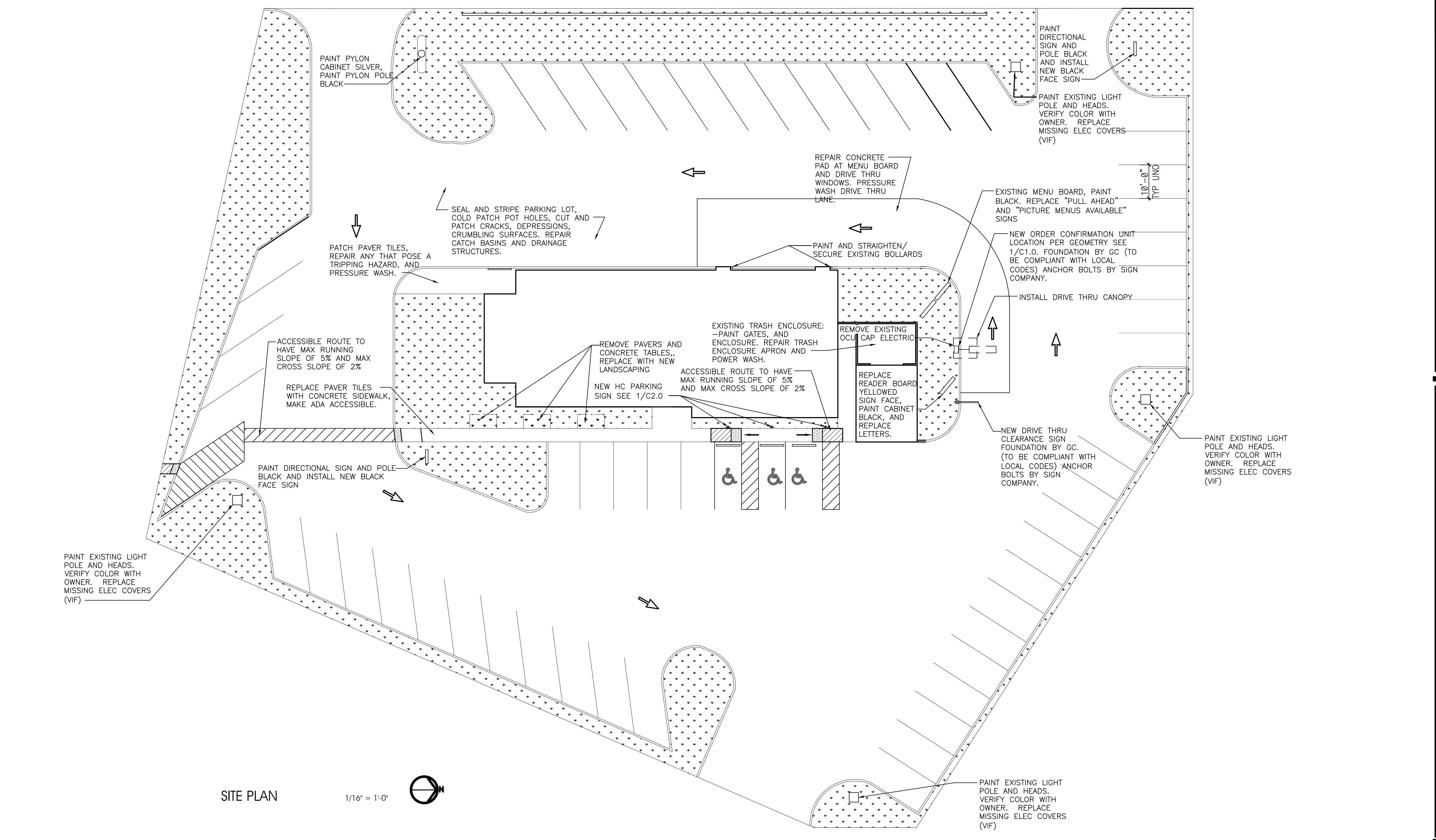
- SITE NOTES:**
- CONCRETE DRIVE-THRU APPROACH TO BE 3,500 PSI CONCRETE 6" THICK WITH 6X6-W2.9XW2.9 W.W.M. WITH PREMOULDED BITUMINOUS NON-EXTRUDING EXPANSION JOINTS AT 10' O.C.
 - EXISTING SANITARY SEWER AND WATER SERVICE TO THE EXISTING BUILDING ARE TO REMAIN.
 - NOTIFY THE ARCHITECT IMMEDIATELY OF ANY DISCREPANCIES BETWEEN THE PLAN AND FIELD ELEVATIONS.
 - REPAIR ALL EXISTING DAMAGE CURB; REPAIR POT HOLES WITHIN PARKING AREAS; SOD ALL AREAS DISTURBED DURING CONSTRUCTION AND ALL OPEN AREAS. INCLUDE THE COST OF REPAIRS AND SODDING IN BID PACKAGE.
 - LANDSCAPING BY LANDSCAPING CONTRACTOR (BY OWNER).

- SITE CONCRETE NOTES**
- PROVIDE THE FOLLOWING SIDEWALK REQUIREMENTS UNLESS OTHERWISE SHOWN OR NOTED ON THE DRAWINGS:
- SIDEWALKS SHALL BE 5" THICK WITH 6"x6" W1.4xW1.4 W.W.M. ON 4" COMPACTED GRANULAR BASE
 - CONTROL JOINTS (CJ) SHALL BE SPACED SO AS TO OBTAIN APPROXIMATELY SQUARE SECTIONS W/ A MAXIMUM SPACING OF 5'-0" O.C.
 - EXPANSION JOINTS (EJ) SHALL BE SPACED AT 40'-0" O.C. AND WHERE SIDEWALK ABUTS A STRUCTURE
- PROVIDE THE FOLLOWING CURB REQUIREMENTS UNLESS OTHERWISE SHOWN OR NOTED ON THE DRAWINGS:
- CURBS SHALL HAVE CONTROL JOINTS AT 15'-0" O.C. AND EXPANSION JOINTS AT 60'-0" O.C. AND AT TANGENT POINTS OF ALL RADII OF LESS THAN 100'-0".
 - CURB CONTROL JOINTS SHALL BE 1" DEEP SAW CUTS MADE WITHIN 48 HOURS OF PLACING CONCRETE. MAXIMUM SPACING TO BE 15'-0" O.C.
 - CURB REINFORCING STEEL SHALL NOT RUN THROUGH EXPANSION JOINTS.
 - LAP BARS 12" AT ALL SPLICES.
 - REINFORCING STEEL DOWELS SHALL BE PROVIDED AT ALL CURB CONSTRUCTION JOINTS.
 - EXPANSION JOINTS SHALL BE 1/2" WIDE PREFORMED FILLER, FULL DEPTH.
 - ALL CURB RETURN RADII ARE 5' UNLESS NOTED.

- SITE ASPHALT NOTES**
- PROVIDE THE FOLLOWING ASPHALT REQUIREMENTS UNLESS OTHERWISE SHOWN OR NOTED ON THE DRAWINGS:
- PRIOR TO OVERLAY REMOVE AND REPLACE DETERIORATED ASPHALT AND POTHOLES (CONFIRM AREAS WITH OWNER)
 - ADJUST SEWER COVERS TO PROPER HEIGHT TO BE LEVEL WITH 1 1/2" OVERLAY
 - MACHINE GRIND NECESSARY AREAS TO ACHIEVE PROPER WATER FLOW.
 - INSTALL SCRATCH LEVELING COURSE ON ENTIRE AREA TO FILL ALL DIPS AND HOLES AND FLATTEN OUT LOT.
 - PRIME AREA WITH SS-1 EMULSION.
 - INSTALL NEW 1 1/2" COMPACTED DEPTH SURFACE COURSE OF CLASS - 11 MODIFIED BITUMINOUS ON THE ENTIRE AREA TO FORM A SMOOTH TRANSITION.
 - RE STRIPE PER DRAWINGS

BURIED UTILITIES NOTE

BURIED UTILITIES ARE SHOWN AT THEIR APPROXIMATE LOCATION BASED UPON INFORMATION OBTAINED FROM ARCHIVES AND FIELD EVIDENCE. OTHER BURIED UTILITIES MIGHT EXIST ON THE SUBJECT SITE WHICH ARE NOT SHOWN ON THIS DRAWING. USE EXTREME CAUTION DURING EXCAVATION PROCEDURES AND CONTACT JULIE @ 1-800-892-0123 FOR EXACT LOCATION OF BURIED FACILITIES PRIOR TO EXCAVATION OPERATIONS.



SITE PLAN 1/16" = 1'-0"

11.05.15 ISSUE FOR PERMIT
11.05.15 ISSUE FOR BID
NO DATE REMARKS

REVISIONS

RESTAURANT FOR:
TOMS King
335 COMMERCE DRIVE
CRYSTAL LAKE, IL 60014
815-444-2008
BURGER KING CORPORATION

BURGER KING REMODEL
BK9830
600 S. HIGH STREET
CORTLAND, OH

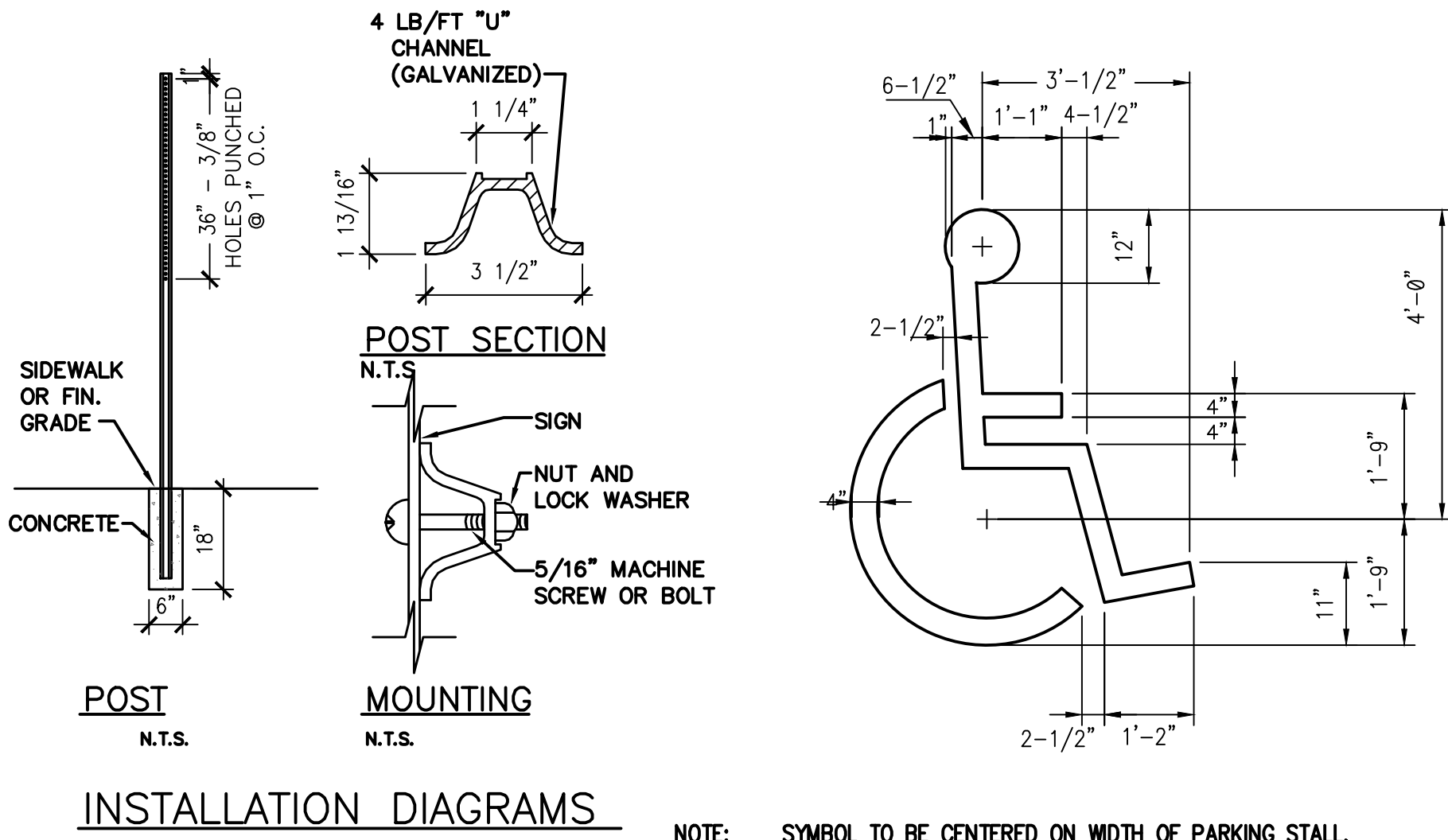
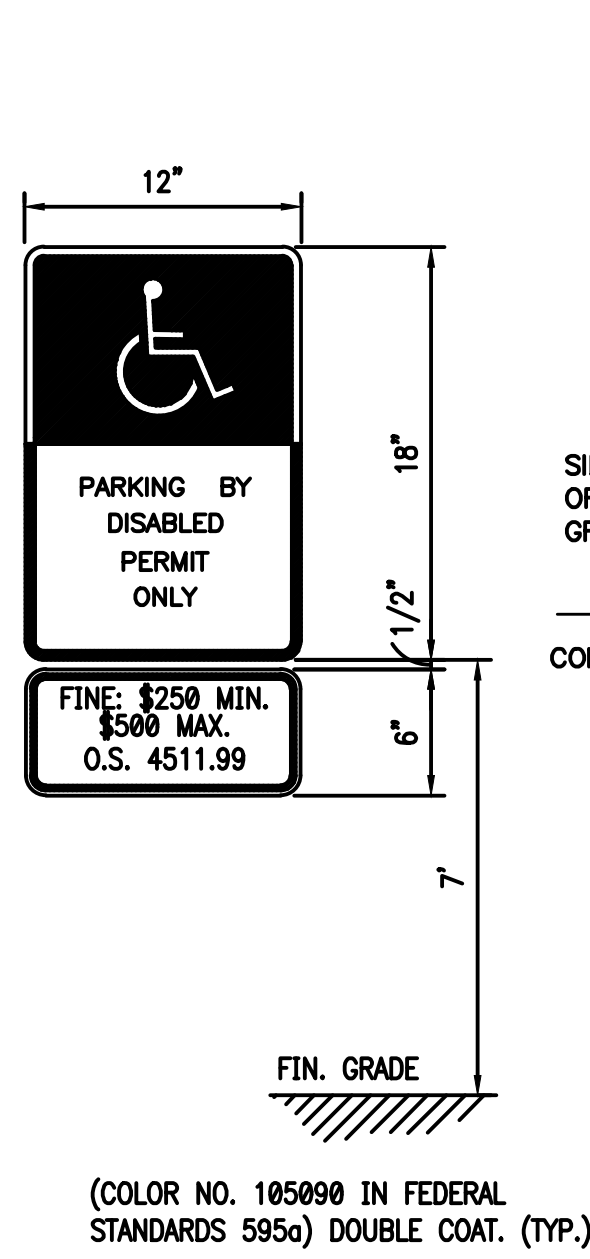
PROJECT NO: 002015.0270
DATE: 11.05.15

C1.0
SITE DETAILS

CHECKED: LL DRAWN: HP

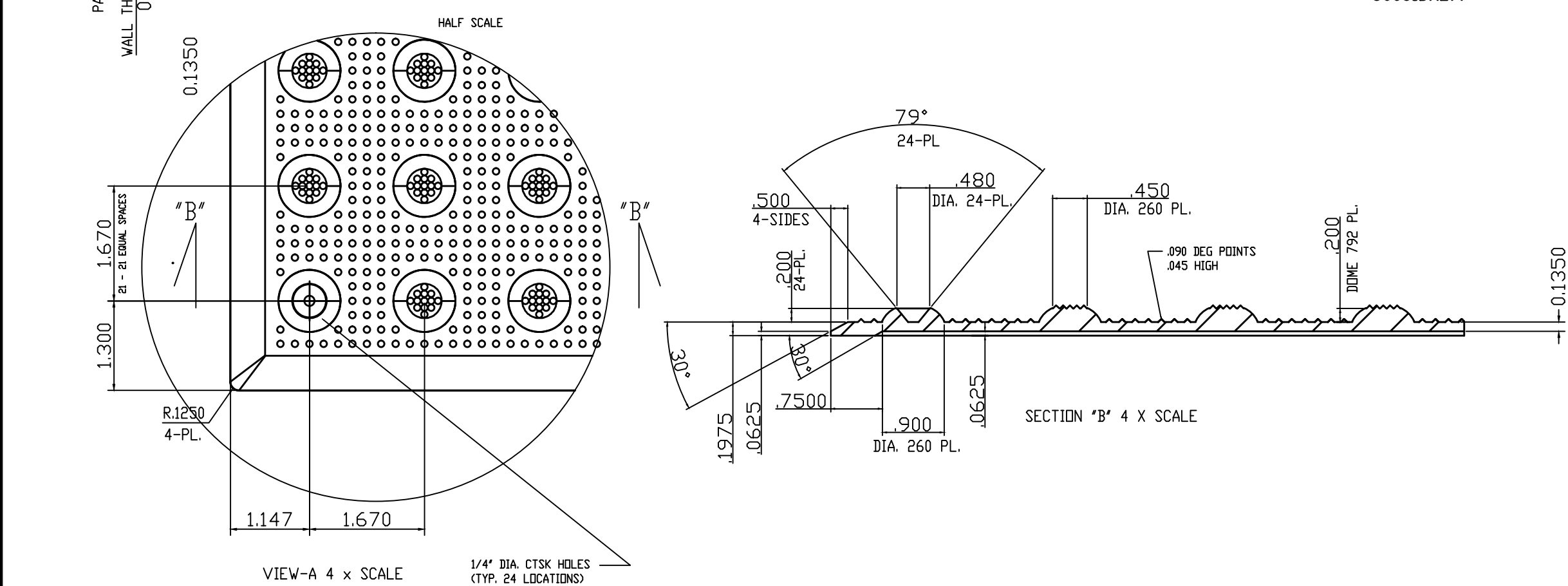
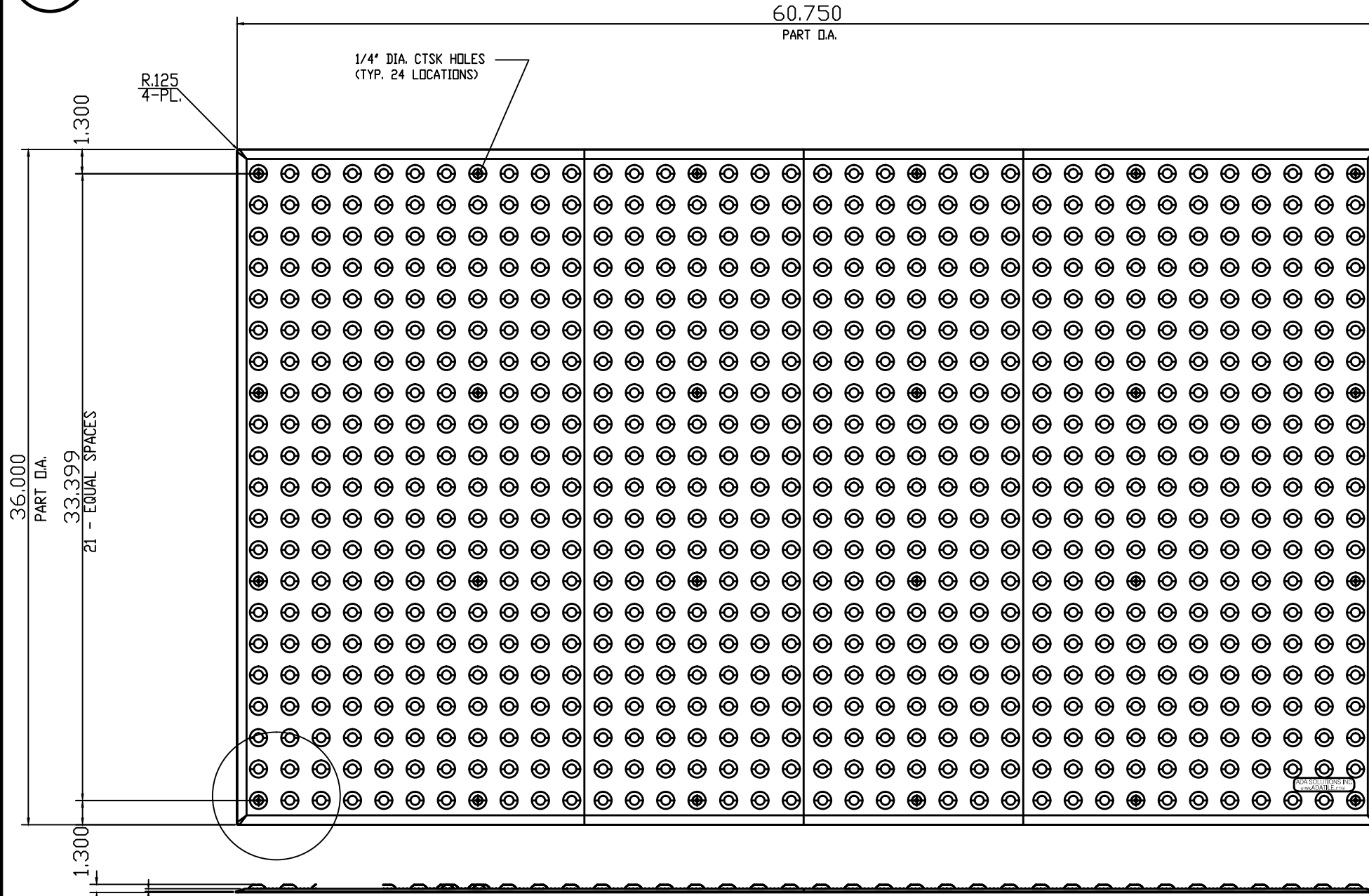
INTERPLAN LLC. RESERVES COPYRIGHT & OTHER RIGHTS RESTRICTING THESE DOCUMENTS TO THE ORIGINAL SITE OR PURPOSE FOR WHICH THEY WERE PREPARED. REPRODUCTIONS, CHANGES OR ASSIGNMENTS ARE PROHIBITED. COPYRIGHT © 2015

- NOTES:
1. ALL LETTERS ARE 1" SERIES "C" PER MUTCD.
 2. TOP PORTION OF SIGN SHALL HAVE A REFLECTORIZED (ENGINEERING GRADE) BLUE BACKGROUND WITH WHITE REFLECTORIZED LEGEND AND BORDER.
 3. BOTTOM PORTION OF SIGN SHALL HAVE A REFLECTORIZED (ENGINEERING GRADE) WHITE BACKGROUND WITH BLACK OPAQUE LEGEND AND BORDER.
 4. FINE NOTIFICATION SIGN SHALL HAVE A REFLECTORIZED (ENGINEERING GRADE) WHITE BACKGROUND WITH BLACK OPAQUE LEGEND & BORDER. CONTRACTOR SHALL VERIFY FINE AMOUNT & ORDINANCE NUMBER.
 5. ONE(1) SIGN REQUIRED FOR EACH PARKING SPACE.
 6. INSTALLED HEIGHT OF SIGN SHALL BE IN ACCORDANCE WITH SECTION 24-23 OF THE MANUAL ON UNIFORM TRAFFIC CONTROL DEVICES (MUTCD).
 7. SIGN MAY BE MOUNTED ON BUILDING/WALL, AT PROPER HEIGHT, IF ALIGNED WITHIN 12" OF CENTER OF PARKING SPACE.
 8. 1 IN EVERY 8 HANDICAP ACCESSIBLE SPACES MUST BE VAN ACCESSIBLE. SIGNS MUST CONTAIN DESIGNATION "VAN ACCESSIBLE"



NOTE: SYMBOL TO BE CENTERED ON WIDTH OF PARKING STALL. SYMBOLS ARE REQUIRED TO CONTRAST WITH BACKGROUND.

1 HANDICAP SIGN NTS

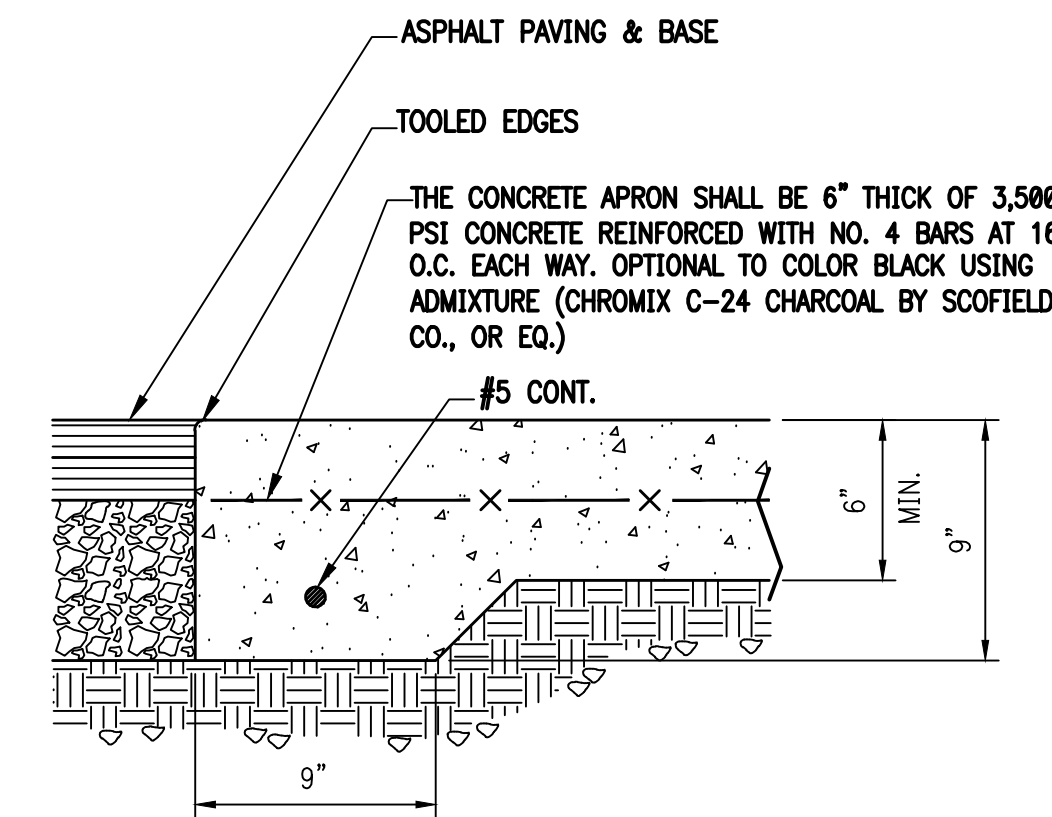


5 DETECTABLE WARNING NTS

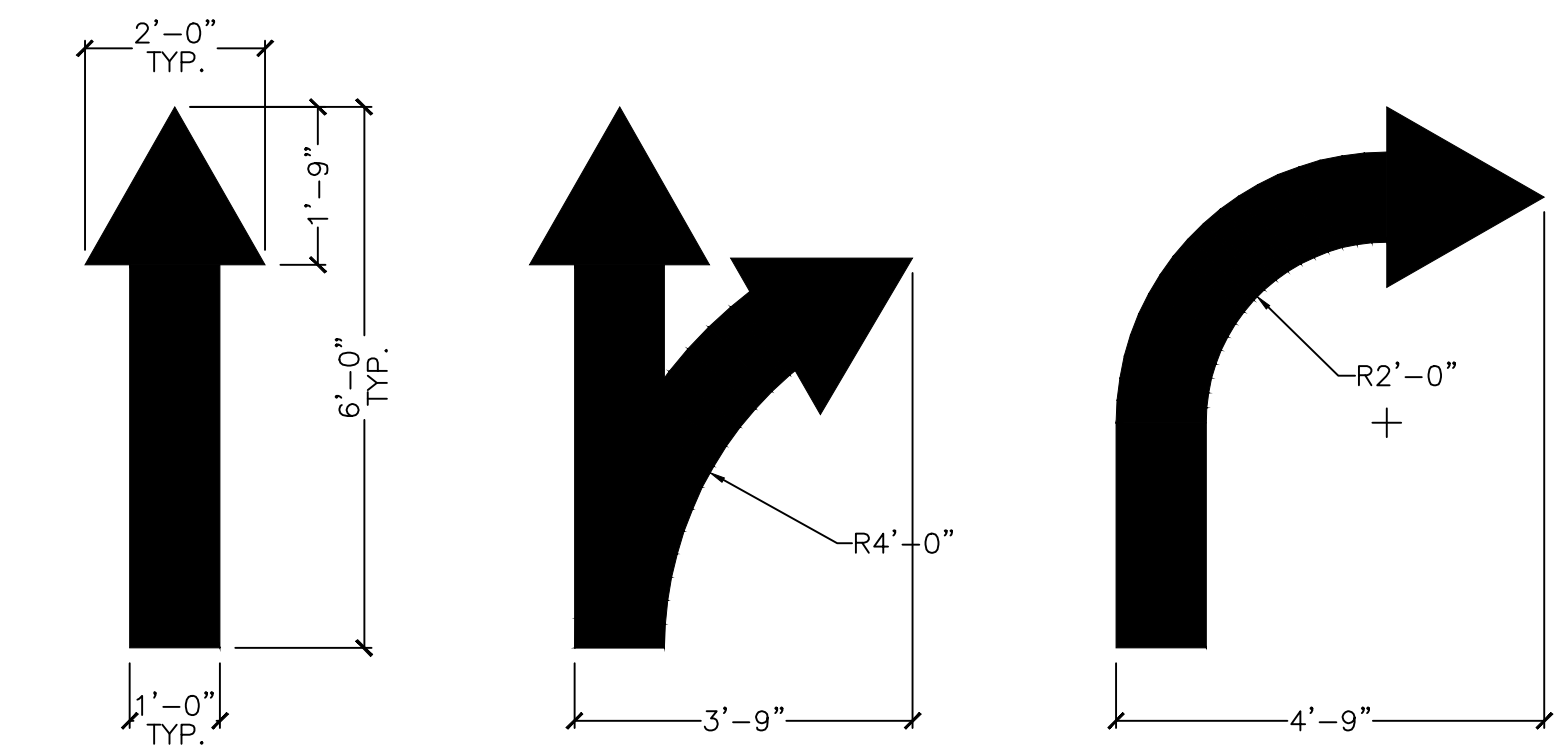
2 PAINTED HANDICAP SYMBOL NTS

3 PRECAST CONCRETE WHEELSTOP NTS

4 BRUSHED CONCRETE WALK NTS



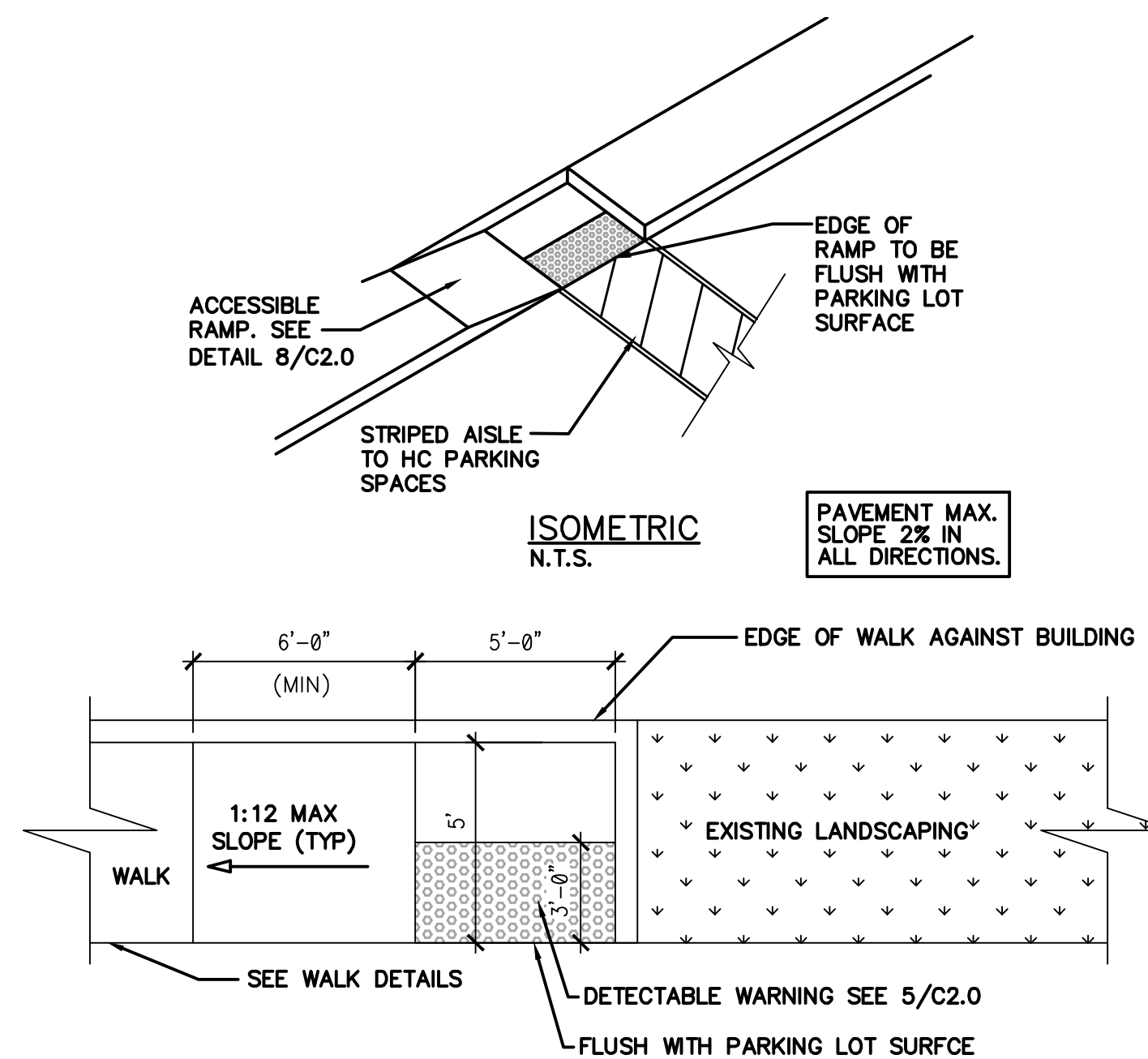
6 CONCRETE APRON NTS



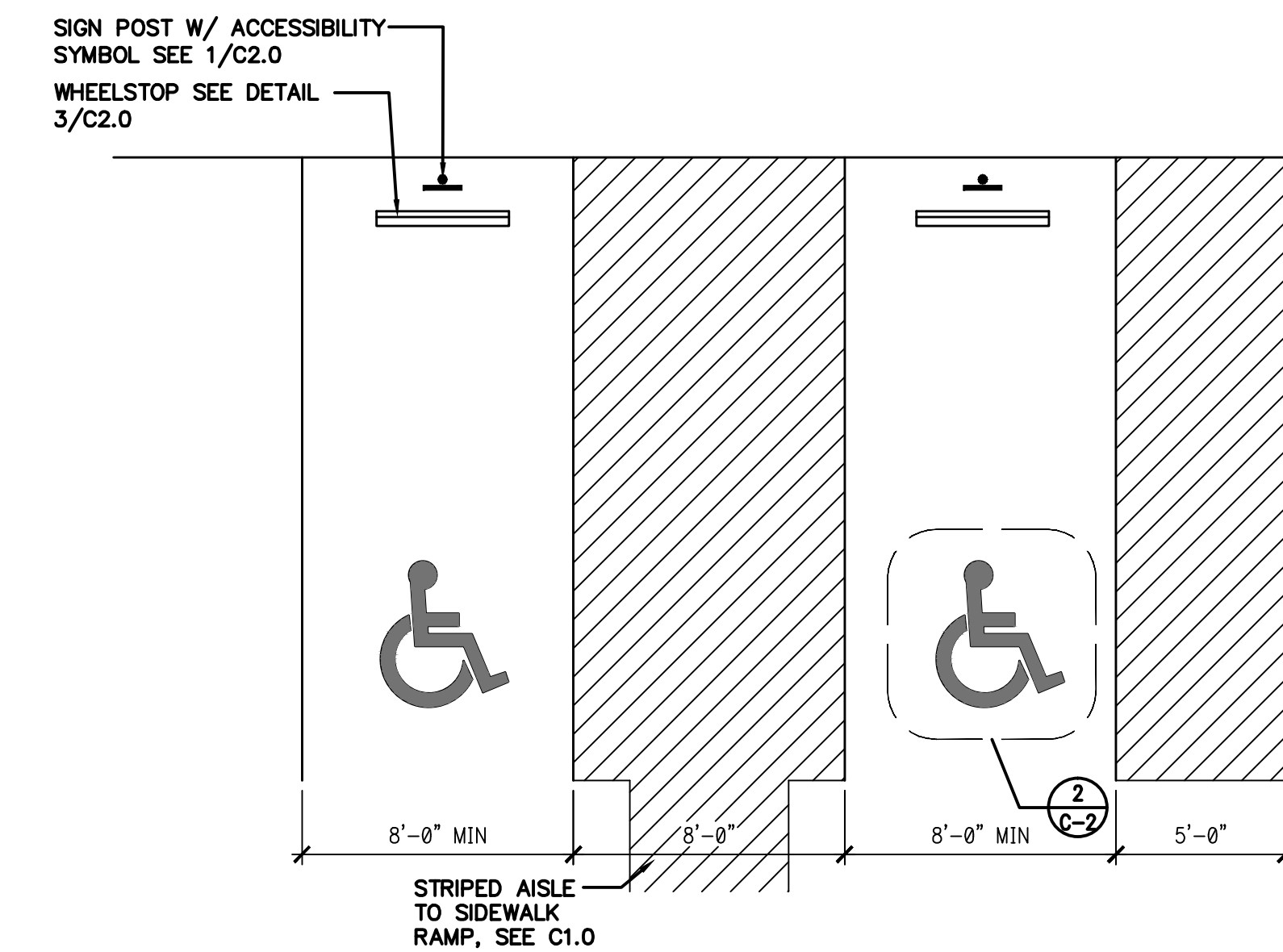
7 PAINTED TRAFFIC ARROWS NTS

- NOTE:
1. CURB RAMP RUNNING SLOPES SHALL NOT BE STEEPER THAN 1:12 AND CROSS SLOPE SHALL BE 0.02 OR FLATTER.
 2. DETECTABLE WARNING SURFACES SHALL BE CONSTRUCTED BY TEXTURING OR APPLYING A TRUNCATED DOME MATERIAL IN CONFORMANCE WITH THE ACCESSIBILITY CODE A.D.A. STANDARDS FOR ACCESSIBLE DESIGN

ADA SOLUTIONS, INC.
SURFACE APPLIED TACTILE WARNING SURFACE PANEL
24-ANCHOR LOCATIONS
1.670" IN LINE TRUNCATED DOME PATTERN
PART SIZE: 36" X 60"
PLANS AND DETAILS
ADA-SA3660_1
3660IDRET1



8 ACCESSIBLE PARKING RAMP NTS



9 ACCESSIBLE PARKING STALLS NTS

SIGN INSTALLER RESPONSIBILITIES:

1. PROVIDE ALL DRAWINGS NECESSARY FOR SIGN PERMITS.
2. APPLY FOR, OBTAIN, AND PAY FOR ALL REQUIRED SIGN PERMITS.
3. SIGN FOUNDATIONS BY G.C.
4. ANCHOR BOLTS OR BASE PLATES PROVIDED BY SIGN COMPANY / G.C. TO INSTALL
5. COMPLETE SIGN INSTALLATION.
6. REMOVE EXCESS DEBRIS, ROUGH GRADE AREA FOR LANDSCAPING.

GENERAL CONTRACTOR RESPONSIBILITIES:

1. COORDINATE EXCAVATION OF SIGN FOUNDATIONS WITH SIGN SUPPLIER.
2. PROVIDE POWER TO ALL SIGN LOCATIONS AS REQUIRED.
3. MAKE FINAL ELECTRICAL CONNECTIONS TO EACH SIGN.

10 GENERAL SIGNAGE NOTES

SEAL:

11.05.15 ISSUE FOR PERMIT
11.05.15 ISSUE FOR BID
NO DATE REMARKS

REVISIONS

RESTAURANT FOR:
TOM'S King
335 COMMERCE DRIVE
CRYSTAL LAKE, IL 60014
815-444-2008
BURGER KING CORPORATION

BURGER KING REMODEL

BK9830
600 S. HIGH STREET
CORTLAND, OH

PROJECT NO: 002015.0270
DATE: 11.05.15

C2.0
SITE DETAILS

CHECKED: LL DRAWN: HP

LEGEND

- EXISTING WALL
- EXISTING DOOR (E1)
- NEW DOOR (N1)
- RELOCATED/ REUSED DOOR (R1)
- NEW WALL
- NEW FURRED-OUT WALL
- FIRE EXTINGUISHER (FE)
- EXISTING TO BE REMOVED
- NEW WINDOW SEE A7.0

KEYED NOTES

- P1 5/8" USG "SHEETROCK" TYPE "X" GYPSUM WALL BOARD PANELS AT FINISH FLOOR TO 6" ABOVE CEILING. FINISH: PER INTERIOR ELEVATIONS & DECOR PACKAGE.
- P16 2x4 WOOD STUDS AT 16" O.C. SECURE TO STRUCTURE ABOVE. AT P16, USE 5 1/2" WOOD STUDS AT 16" O.C. SECURE TO STRUCTURE ABOVE.
- P2 SOUND BATT INSULATION
- P2 5/8" USG "SHEETROCK" TYPE "X" GYPSUM WALL BOARD PANELS AT FINISH FLOOR TO 6" ABOVE CEILING. PAINT PER DECOR PACKAGE.
- P2 2x6 WOOD STUDS AT 16" O.C. FLOOR TO DECK.
- P2 5/8" USG "DUROCK" PANELS AT FINISH FLOOR TO DECK.
- W1 2x4 STUDS AT 16" O.C., 5/8" GYPSUM BD ON BOTH SIDES AND R13 BATT INSULATION.
- W16 2x4 STUDS AT 16" O.C., 5/8" GYPSUM BD ON BOTH SIDES. FINISH PER DECOR PACKAGE.
- W2 2x6 STUDS AT 16" O.C. WITH R-19 BATT. INSULATION, GYPSUM BD ON THE INSIDE AND PLYWOOD SHEATHING ON THE EXTERIOR SIDE. SEE WALL SECTIONS, EXTERIOR ELEVATIONS, AND DECOR DRAWINGS FOR FINISHES.
- W3 2x6 STUDS AT 16" O.C. 5/8" GYPSUM BD ON BOTH SIDES AND R19 BATT INSULATION.
- W4 HALF WALL - 2x4 STUDS AT 16" O.C., 5/8" GYPSUM BD ON BOTH SIDES. NEW STOREFRONT WINDOWS ABOVE TO MATCH EXISTING PLAYGROUND WALL.

2 PARTITION & WALL SCHEDULE NTS

1. INSTALL NEW FRONT SERVICE COUNTER. COUNTER PROVIDED & INSTALLED BY G.C. REFER TO DECOR DRAWINGS.
2. PARTITION BELOW COUNTER BY G.C. G.C. TO VERIFY IF PARTIAL WALL DEMOLITION IS POSSIBLE FOR 34" ADA COUNTER TO ACHIEVE MOST COMPETITIVE BID. POS CABLING SHOULD BE STORED ABOVE CEILING IN LIEU OF DEMOLITION, UNTIL REINSTALLATION. G.C. TO PROVIDE POWER CONNECTIONS FOR RE-INSTALLATION OF POS AND EQUIPMENT AT FRONT COUNTER, BE SURE TO LEAVE OPENING IN STONE WALL FOR POS CABLING.
3. INSTALL NEW WALL TILE PER DECOR DRAWINGS.
4. PROVIDE AND INSTALL NEW DUROCK BACKING IN ALL WALLS IN THE RESTROOMS (TYPICAL). INSTALL NEW FINISHES PER DECOR DRAWINGS.
5. PROVIDE WOOD BLOCKING IN WALLS BEHIND NEW/RELOCATED PLUMBING ACCESSORIES AND PLUMBING FIXTURES FOR SUPPORT OF WATER LINES (TYPICAL). PATCH AND REPAIR WALLS AND PREPARE FOR NEW FINISHES.
6. INSTALL NEW FINISHES PER THE DECOR DRAWINGS.
7. REPLACE PUSH/PULL/PANIC HARDWARE.
8. PROVIDE WALL FURRING AT 16" O.C. MAX FOR NEW ARCHITECTURAL ELEMENTS ON FACE OF EXISTING BUILDING. REFER TO EXTERIOR ELEVATIONS.
9. PROVIDE NEW WALL CONSTRUCTION. REFER TO PARTITION & WALL SCHEDULE.
10. REPAIR DRIVE THRU WINDOW AND SILLS.
11. NEW AWNING ABOVE.
12. REPLACE TILE BASE.
13. SEE ENLARGED RESTROOM PLAN ON A3.0 FOR NEW LAYOUT AND FIXTURE MOUNTING DIMENSIONS.
14. PROVIDE "MAXIMUM OCCUPANT LOAD" SIGN.
15. NOT USED
16. EXISTING STOREFRONT TO REMAIN. CLEAN ALL GLASS, TOUCH UP PAINT ON FRAMES, AS NEEDED. REPLACE ANY FAILED SEALS.
17. OWNER TO REMOVE AND RELOCATE FREESTYLE UNIT DURING CONSTRUCTION. PLUMBER IS REQUIRED TO RESET DRAIN HOOKUPS.
18. INSTALL NEW FLOOR TILE PER DECOR DRAWINGS.
19. REPAIR FLOOR TILE. ***BID ALTERNATE TO INSTALL NEW.
20. CLEAN AND BUFF FLOOR AFTER INSTALLATION/REPAIR OF FINISH MATERIALS.
21. NOT USED
22. NOT USED
23. CLEAN EXISTING FLOOR DRAIN.
24. NOT USED
25. REPAIR DOOR CLOSURE. ***BID ALTERNATE TO REPLACE
26. NOT USED
27. EXISTING STOREFRONT DOOR, REPLACE MID PANEL.
28. REFINISH DOOR AND FRAME PER DECOR DRAWINGS.
29. NEW DOOR, FRAME, AND HARDWARE. SEE DOOR SCHEDULE.
30. NEW SERVICE DOOR. SEE PLAN AND DOOR SCHEDULE ON A7.0 - SEE EXTERIOR ELEVATIONS FOR FINISH PAINT COLOR.
32. NOT USED
33. REPAIR AND CLEAN PLAYGROUND EQUIPMENT.
34. REPAIR/REPLACE SAFETY PADDINGS AT POST.
35. PRESSURE CLEAN AREA.

DEMOLITION KEYED NOTES

- D1. REMOVE EXISTING FRONT SERVICE COUNTER AND PARTITION BELOW COUNTER. GC TO VERIFY PARTIAL WALL DEMOLITION IS POSSIBLE FOR 34" ADA COUNTER. GC TO LEAVE EXISTING POWER CONNECTIONS FOR RE-INSTALLATION OF POS AND EQUIPMENT. POS TO BE REMOVED BY OWNER.
- D2. REMOVE EXISTING SEATING AND TABLES INCLUDING SUPPORT FRAMES. PATCH AND REPAIR FLOOR AS NEEDED. SOLID BLACK TILES TO BE USED FOR PATCHING.
- D3. REMOVE QUEUE RAIL. PATCH AND REPAIR FLOOR AS NEEDED. SOLID BLACK TILES TO BE USED FOR PATCHING.
- D4. NOT USED
- D5. REMOVE EXISTING ELECTRONIC INTERIOR MENU BOARD AND STORE FOR RE-INSTALLATION ONCE THE REMODEL IS COMPLETED. - BY OWNER
- D6. REMOVE PARTITIONS IN RESTROOMS. RELOCATE ANY EXISTING PLUMBING/ELECTRICAL AS REQUIRED PER NEW RESTROOM LAYOUT. REFER TO SHEETS A3.0.
- D7. REMOVE EXISTING FLOOR TILE, PATCH AND REPAIR FLOOR, PREP FOR NEW FINISHES.
- D8. NOT USED
- D9. NOT USED
- D10. REMOVE EXISTING PLUMBING FIXTURES AND TOILET ACCESSORIES. RELOCATE AS NECESSARY TO MEET ADA. REFER TO A-3.0 ENLARGED TOILET ROOM PLAN FOR MORE INFORMATION.
- D11. REMOVE EXISTING HALF WALLS AS INDICATED. PATCH AND REPAIR FLOOR AS NEEDED. SOLID BLACK TILES TO BE USED FOR PATCHING.
- D12. NOT USED
- D13. REMOVE EXISTING DOOR AND HARDWARE. SEE THIS SHEET FOR LOCATION AND A7.0 FOR NEW DOOR SPECIFICATIONS.
- D14. REMOVE WALL FINISHES TRIM AND PREPARE FOR NEW FINISHES TO BE INSTALLED. SEE DECOR DRAWINGS FOR FINISHES AND SPECIFICATIONS.
- D15. REMOVE AND STORE EXISTING CONDIMENT / SELF-SERVICE BEVERAGE BAR.
- D16. OWNER TO REMOVE AND RELOCATE FREESTYLE UNIT DURING CONSTRUCTION. PLUMBER IS REQUIRED TO RESET DRAIN HOOKUPS.
- D17. NOT USED
- D18. NOT USED
- D19. EXISTING FLOOR TILE REMAIN, PATCH AND REPAIR AS NEEDED. ***SOLID BLACK TILE TO BE USED FOR PATCHING.
- D20. REMOVE DOOR, FRAME, AND HARDWARE.

11.05.15 ISSUE FOR PERMIT
11.05.15 ISSUE FOR BID
NO DATE REMARKS

REVISIONS

RESTAURANT FOR:
TOMS King
335 COMMERCE DRIVE
CRYSTAL LAKE, IL 60014
815-444-2008
BURGER KING CORPORATION

BURGER KING REMODEL
BK9830
600 S. HIGH STREET
CORTLAND, OH

PROJECT NO: 002015.0270
DATE: 11.05.15

A1.0
FLOOR PLAN

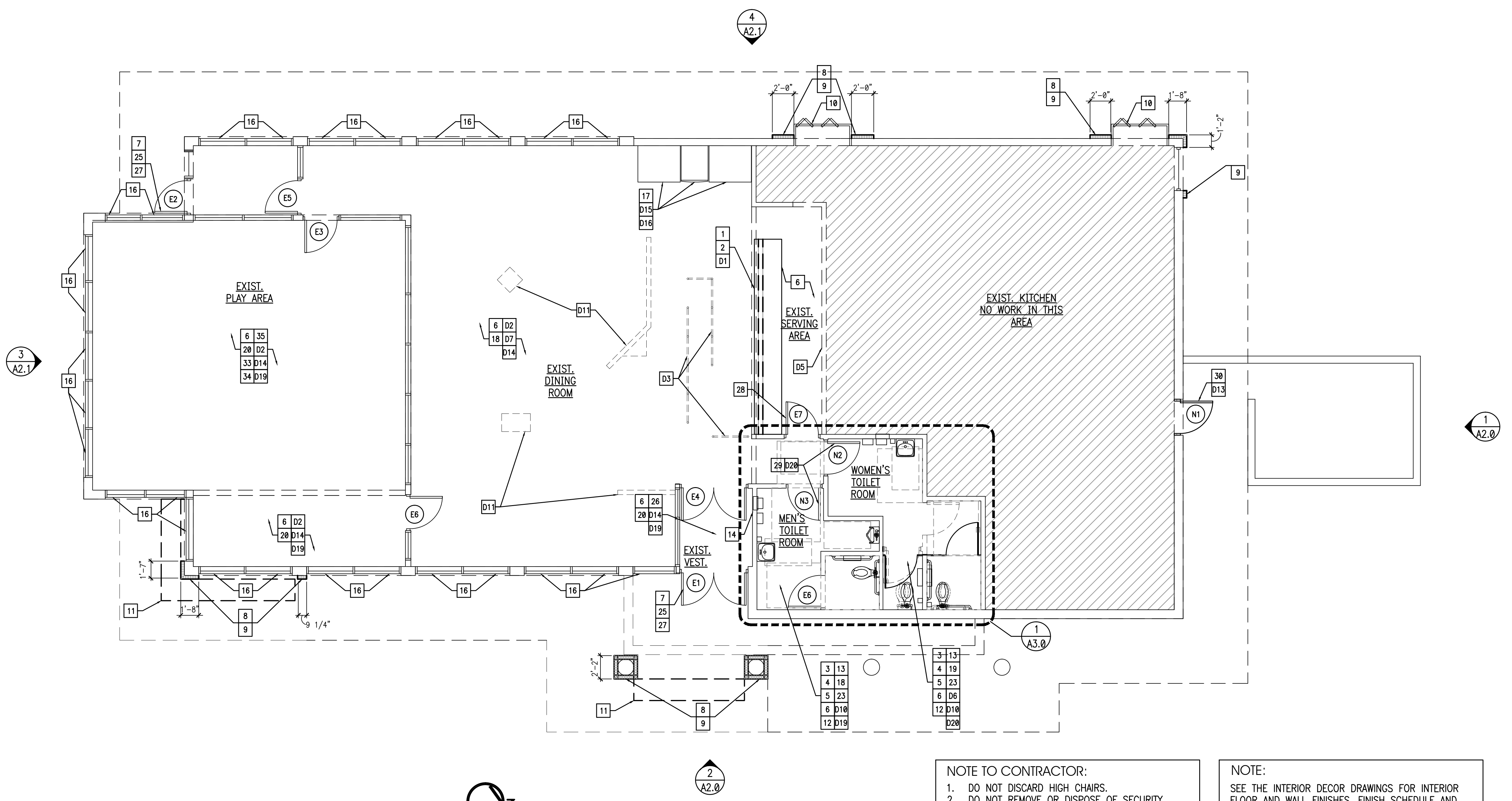
CHECKED: LL DRAWN: HP

NOTE TO CONTRACTOR:

1. DO NOT DISCARD HIGH CHAIRS.
2. DO NOT REMOVE OR DISPOSE OF SECURITY CAMERAS.
3. SAVE ALL ARTWORK/WALL ARTIFACTS AND REINSTALL

NOTE:

SEE THE INTERIOR DECOR DRAWINGS FOR INTERIOR FLOOR AND WALL FINISHES, FINISH SCHEDULE AND DETAILS.



FLOOR PLAN
SCALE: 3/16" = 1'-0"

| LIGHT FIXTURE SCHEDULE | | | | |
|------------------------|-----------------------|---|----------|--|
| TYPE | MANUFACTURER | CATALOG NO. | WATTAGE | REMARKS |
| B | LSI | BESA LIGHT "LUCIA" GARNET (5 PENDANT FIXTURE) 6JC-169741-SN-LMPFL | GU-24 | DECORATIVE GLASS PENDANT LIGHT. PENDANTS TO BE CENTERED OVER TABLES PER DECOR DRAWINGS. COORDINATE LOCATION AND QUANTITY WITH DECOR SUPPLIER. HEIGHTS VARY. LOWEST BOTTOM OF LIGHT: 6'-6" A.F.F. AT DINING TABLE 6'-8" A.F.F. AT SOFT SEATING |
| | SECURITY | BESA LIGHT "LUCIA" GARNET (5 PENDANT FIXTURE) 6JC-169741-SN-LMPFL | GU-24 | |
| | CREE (RUUD)-HERMITAGE | BESA LIGHT "LUCIA" GARNET (5 PENDANT FIXTURE) 6JC-169741-SN-LMPFL | GU-24 | |
| | CAL LIGHTING | BESA LIGHT "LUCIA" GARNET (5 PENDANT FIXTURE) PCS-1077-BS | | CONTACT: ROBERT COOPER 1-800-321-6677 x-102 |
| B1 | LSI | BESA LIGHT "TAMBURO" GARNET 704241-SN-LMPFL | GU-24 | DECORATIVE GLASS WALL SCONCE. COORDINATE LOCATION AND QUANTITY WITH DECOR SUPPLIER. HEIGHTS LOWEST BOTTOM OF LIGHT: 6'-4" A.F.F. |
| | SECURITY | BESA LIGHT "TAMBURO" GARNET 704241-SN-LMPFL | GU-24 | |
| | CREE (RUUD)-HERMITAGE | BESA LIGHT "TAMBURO" GARNET 704241-SN-LMPFL | GU-24 | |
| B2 | LSI | BESA LIGHT "LUCIA" GARNET (1 PENDANT FIXTURE) 1TT-169741-SN-LMPFL | GU-24 | DECORATIVE GLASS SINGLE PENDANT LIGHT. PENDANTS TO BE CENTERED OVER TABLES PER DECOR DRAWINGS. COORDINATE LOCATION AND QUANTITY WITH DECOR SUPPLIER. HEIGHTS VARY. LOWEST BOTTOM OF LIGHT: 6'-6" A.F.F. AT DINING TABLE 6'-8" A.F.F. AT SOFT SEATING |
| | SECURITY | BESA LIGHT "LUCIA" GARNET (1 PENDANT FIXTURE) 1TT-169741-SN-LMPFL | GU-24 | |
| | CREE (RUUD)-HERMITAGE | BESA LIGHT "LUCIA" GARNET (1 PENDANT FIXTURE) 1TT-169741-SN-LMPFL | GU-24 | |
| B2 | CAL LIGHTING | (SINGLE PENDANT FIXTURE) PCI-1077-10-BS | | CONTACT: ROBERT COOPER 1-800-321-6677 x-102 |
| | LSI | 1JT-4124RM-SN-LAMP (RUBY) 1JT-4124VM-SN-LAMP (VANILLA) | 50 XENON | DECORATIVE PENDANT LIGHT WITH STAINLESS RING ACCENT. PENDANTS TO BE CENTERED OVER TABLES PER DECOR DRAWINGS. COORDINATE LOCATION AND QUANTITY WITH DECOR SUPPLIER. BOTTOM OF LIGHT @ 6'-6" A.F.F. |
| | SECURITY | 5F7681J14124RM / 5F141BK4RPS (RUBY) 5F7681J14124VM / 5F141BK4RPS (VANILLA) | 26 CFL | |
| | CREE (RUUD)-HERMITAGE | *BES00003 w/ RS9042& | 18 CFL | |

| | | | | |
|------------------------|-----------------------|---|-------------|--|
| C | LSI | FB38-MAB-LMPFL | 26 CFL | 6" DIAMETER SURFACE MOUNTED CYLINDER, BLACK. JUNCTION BOX (LOCATION VARIES W/ MANUFACTURER) |
| | SECURITY | 5F141SLSP5741 | 26 CFL | STEM WOOD TRUSS. "C" FIXTURE REQUIRED: MOUNT WITH BOTTOM OF FIXTURE FLUSH TO UNDERSIDE OF TRUSS. |
| | CREE (RUUD)-HERMITAGE | RS9035A-1B& w/ RS9035B-NF& | 26 CFL | |
| D | LSI | SP7000A/7135B5BFFL/BH27/LAMP-LMP2635 | 26 PLT | 7" DIAMETER RECESSED DOWN LIGHT |
| | SECURITY | 5F1687500N/5F1687532BL5 | 26 CFL | |
| E | CREE (RUUD)-HERMITAGE | RC6 W/ LR6-10L L76WH-DR | 11 WATT LED | |
| | LSI | 1TFA-2-32-SD-SS010-LM735-UE | (2)32 FL | 1x4 RECESSED FLUORESCENT |
| F | SECURITY | R142BLW120/GFK14 | (2)32 FL | |
| | CREE (RUUD)-HERMITAGE | *F14GT001 | (2)32 FL | |
| G | LSI | GA-432-SD-SS010-LM735-UE | (4)32 FL | 2x4 RECESSED FLUORESCENT |
| | SECURITY | R244BLW120 | (4)32 FL | |
| H | CREE (RUUD)-HERMITAGE | *J24RG0015 | (4)32 FL | |
| | LSI | PGN18-432-FD-SS010-LM735-UE | (4)32 FL | 2x4 RECESSED FLUORESCENT (DINING ROOM DROPPED CEILING OPTION) |
| I | SECURITY | RD4GSZAH8IE | (4)32 FL | ORDER BLACK TRIM WITH BLACK CEILING AND WHITE TRIM WITH HAZE CEILING. |
| | CREE (RUUD)-HERMITAGE | *J24PG3014 | (4)32 FL | |
| J (OPTIONAL) | SECURITY | X1AFB132K1YFB01E | (1) 28 FL | MANUFACTURER: STONCO MODEL: XPRESSIVES SERIES 4' LINEAR FLUOR. DESCRIPTION: GOOSE NECK EXTERIOR FIXTURE MARKED FOR WET LOCATION ARM STYLE SL4 W/ACS3XX CABLE SUPPORT |
| | CREE (RUUD)-HERMITAGE | *BB0000716 W/(2)#BB0000717 W/#BB0000718 | 150 MH | |

| | | | | |
|------------|-----------------------|--|----------|--|
| K | LSI | SCET-S-100-PSMV-PG-120-WHT (100W PSMH) CROSSOVER SERIES XSL2 5 LED 50 CW 120 WHT | 100 MH | DROP DOWN METAL HALIDE FIXTURE |
| | SECURITY | UCL-853-100MH-S-WH-120/277 (100W PSMH) B51 SERIES 8851 DL 42 FP OW WH 120 | 100 MH | |
| L | CREE (RUUD)-HERMITAGE | MRC0410-1A | 100 MH | |
| | LSI | HIWS-FTW-150-CMH-F-120-MSV | 150 MH | SURFACE MOUNTED EXTERIOR WALL SCONCE NOTE: 1. FIXTURES ARE TO MATCH STOREFRONT FRAMES |
| M | SECURITY | RWSC-175MH-UD-PS-MT | 175 MH | |
| | CREE (RUUD)-HERMITAGE | SE9141& (SILVER) OR SE9140& (BLACK) SE9139& (RED) SE5410-M (BRONZE) | 100 MH | 2. LSI FIXTURE "L", COLOR SILVER, TO BE USED IN CANOPIES WHEN USING OPEN CANOPIES |
| N | LSI | EG3-2-32-SS10-WL-LM830-UE | (2)32 FL | WET LISTED 4'-0" FLUORESCENT UNDER CANOPY LIGHT ARE TO BE INSTALLED POINTING DOWN. G.C. TO PROVIDE AND INSTALL BRACKETS AS REQUIRED. |
| | SECURITY | 5F141SLSLUN42 | (2)32 FL | |
| EM | CREE (RUUD)-HERMITAGE | HS14V2X32-U3 | (2)32 FL | |
| | LSI | EG2-WB-150-PSMH-PG-MT-BLK | 150 MH | WALL MOUNTED SECURITY LIGHT |
| EMX | SECURITY | SWP-175MH-WH/PS | 175 MH | |
| | CREE (RUUD)-HERMITAGE | MGWP0615-M | 175 MH | |
| EMX | LSI | LES 6 100 WH | (2) 7.2 | EMERGENCY LIGHT |
| | SECURITY | PE 6 | - | |
| EMX | CREE (RUUD)-HERMITAGE | EMP22WH | - | |
| | LSI | PRX-R-U-WB-WH-PR50-R12 | (2) 5.4 | EXIT/EMERGENCY LIGHT |
| EMX | SECURITY | 14104567 | - | |
| | CREE (RUUD)-HERMITAGE | EXPCRW1 | - | |

NOTES:
 1. NOT ALL LIGHT FIXTURE TYPES SHOWN ON SCHEDULE MAY BE USED ON THIS PROJECT. REFER TO LIGHTING PLAN FOR PROJECT SPECIFIC TYPES AND QUANTITIES.
 2. PENDANT FIXTURES "B" MUST BE CENTERED OVER TABLE TOPS. COORDINATE WITH DECOR DRAWINGS.
 3. CONTRACTOR TO NOTIFY LIGHTING SUPPLIER OF THE FOLLOWING: FIXTURE TYPES "C" AND "D" WILL BE REQUIRED TO BE LENS AT THE LOCATIONS OVER THE SERVICE AREA AND OVER THE SELF-SERVE DRINK AREA. FIXTURE TYPE "G2" WILL REQUIRE A LENS OR TUBE GUARD AT THOSE LOCATIONS.

GENERAL NOTES

- A. ALL DIMENSIONS SHOWN ON REFLECTED CEILING PLAN ARE FROM FACE OF WALL FINISH UNLESS NOTED OTHERWISE.
- B. THE REFERENCE HEIGHTS INDICATED ON PLAN ARE FROM APPROXIMATE FINISH FLOOR (A.F.F.)
- C. GENERAL CONTRACTOR TO COORDINATE DINING ROOM LIGHTING WITH APPROVED INTERIOR DECOR PLANS.
- D. CONTRACTOR SHALL VERIFY FIXTURE QUANTITIES AND ALSO MAKE PROPER ADJUSTMENTS FOR ANY CHANGES IN PLAN DUE TO ADDITIONAL REQUIREMENTS, LOCAL CODES, ETC.
- E. CONTRACTOR TO COORDINATE PENDANT LIGHT LOCATIONS WITH DECOR SUPPLIER'S DRAWINGS.
- F. ALL FIXTURES SHALL BE LOCATED IN CENTER OF CEILING TILES UNLESS OTHERWISE NOTED.
- G. SEE THIS SHEET FOR LIGHTING LAYOUT REQUIREMENTS AND ADDITIONAL INFORMATION.
- H. FOR FINISH SPECIFICATIONS, REFER TO FINISH SCHEDULE ON AB.0 SHEET.

NOTE:
SEE THE INTERIOR DECOR DRAWINGS FOR INTERIOR FLOOR AND WALL FINISHES, FINISH SCHEDULE AND DETAILS.

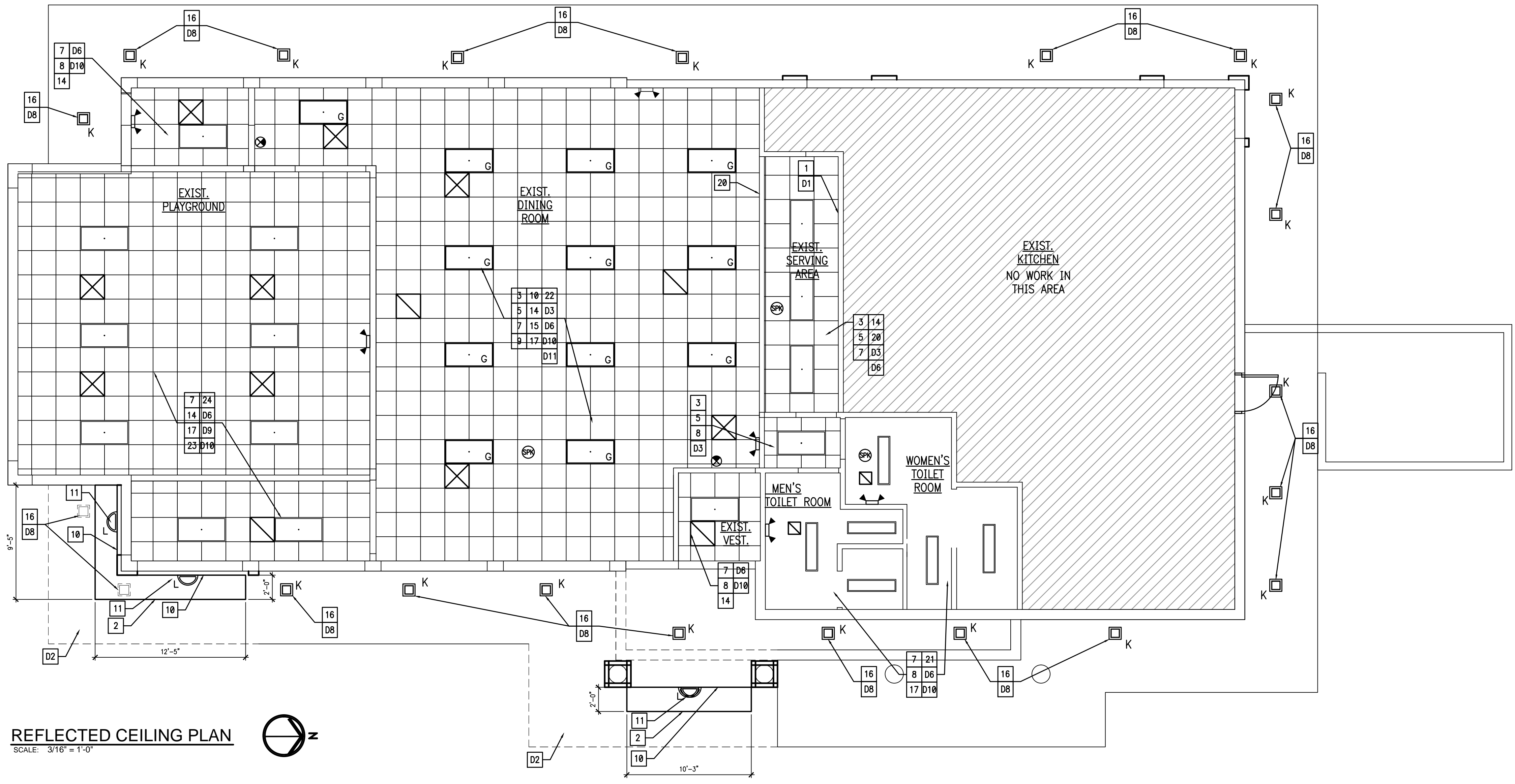
NOTE:
GRIDPOINT ENERGY MANAGEMENT SYSTEM IS IN THIS RESTAURANT. GIVE CAUTION TO SENSOR/THERMOSTATS.

LEGEND

| SYMBOL | DESCRIPTION |
|--------|----------------------------|
| | SUPPLY AIR DIFFUSERS |
| | RETURN AIR GRILLES |
| | EXHAUST FAN GRILLES |
| | CEILING GRID & TILE: 2'x2' |
| | CEILING GRID & TILE: 2'x4' |
| | NEW GYPSUM BD. CEILING |

KEYED NOTES

1. EXISTING MENU BOARD WALL. FINISH PER DECOR SCHEDULE. RE-INSTALL MENU BOARD WITH ANGLE BRACKET. -BY OWNER
2. PREFABRICATED METAL CANOPY TYPICAL. COORDINATE WITH CANOPY VENDOR FOR WALL BLOCKING REQUIREMENTS.
3. NEW SUSPENDED CEILING GRID. REPAIR GRID AS REQUIRED, LEVEL, CLEAN. INSTALL NEW TILE, SEE NOTE 5.
4. NOT USED.
5. NEW SUSPENDED ACOUSTICAL CEILING TILE. USG 24 X 24 X 3/4 RADAR CLIMA PLUS CEILING PANEL, FL EDGE, COLOR WHITE.
6. NOT USED
7. NEW SUPPLY / RETURN DIFFUSERS (COLOR: WHITE) -FURNISHED AND INSTALLED BY OWNER.
8. REPAIR EXISTING LIGHT FIXTURES.
9. PENDANT LIGHTS TO BE CENTERED OVER TABLES. COORDINATE WITH DECOR DRAWINGS AND SEATING PLAN. -SUPPLIED BY OWNER INSTALLED BY GC.
10. NEW 2X4 RECESSED LIGHTS, SEE SCHEDULE THIS PAGE.
11. NEW UNDER CANOPY LIGHT FIXTURE TO BE LOCATED SO THAT LIGHT SOURCE IS NOT VISIBLE. G.C. TO SUPPLY J-BOX AS INDICATED BY AWNING/CANOPY VENDOR. CONNECT NEW LIGHTS TO EXISTING CIRCUITS. VERIFY IN FIELD. PROVIDED BY CANOPY MANUFACTURER.
12. NOT USED
13. NOT USED
14. SECURITY CAMERAS TO REMAIN. DO NOT REMOVE, DO NOT THROW OUT.
15. CONNECT NEW LIGHTS TO EXISTING CIRCUITS. VERIFY IN FIELD.
16. INSTALL SOFFIT LIGHTS, SEE LIGHTING SCHEDULE ON THIS SHEET.
17. INSTALL NEW EMERGENCY LIGHTING AND EXIT SIGNS. -SUPPLIED BY OWNER INSTALLED BY GC.
18. NOT USED
19. NOT USED
20. NEW SOFFIT OVER SERVICE COUNTER.
21. PATCH AND REPAIR EXISTING DRYWALL CEILING. PREP FOR NEW FINISH.
22. REPLACE THERMOSTAT.
23. EXISTING CEILING GRID.
24. EXISTING CEILING TILE.



REFLECTED CEILING PLAN
SCALE: 3/16" = 1'-0"

INTERPLAN
 ARCHITECTURE
 ENGINEERING
 INTERIOR DESIGN
 PROJECT MANAGEMENT

604 COURTLAND STREET
 SUITE 100
 ORLANDO, FLORIDA 32804
 PH 407.645.6008
 FX 407.629.9124

SEAL:

11.05.15 ISSUE FOR PERMIT
 11.05.15 ISSUE FOR BID
 NO DATE REMARKS

REVISIONS

RESTAURANT FOR:
TOM'S King
 335 COMMERCE DRIVE
 CRYSTAL LAKE, IL 60014
 815-444-2008
BURGER KING CORPORATION

BURGER KING REMODEL
 BK9830
 600 S. HIGH STREET
 CORTLAND, OH

PROJECT NO: 002015.0270
 DATE: 11.05.15

A1.1
 CEILING PLAN

CHECKED: LL DRAWN: HP

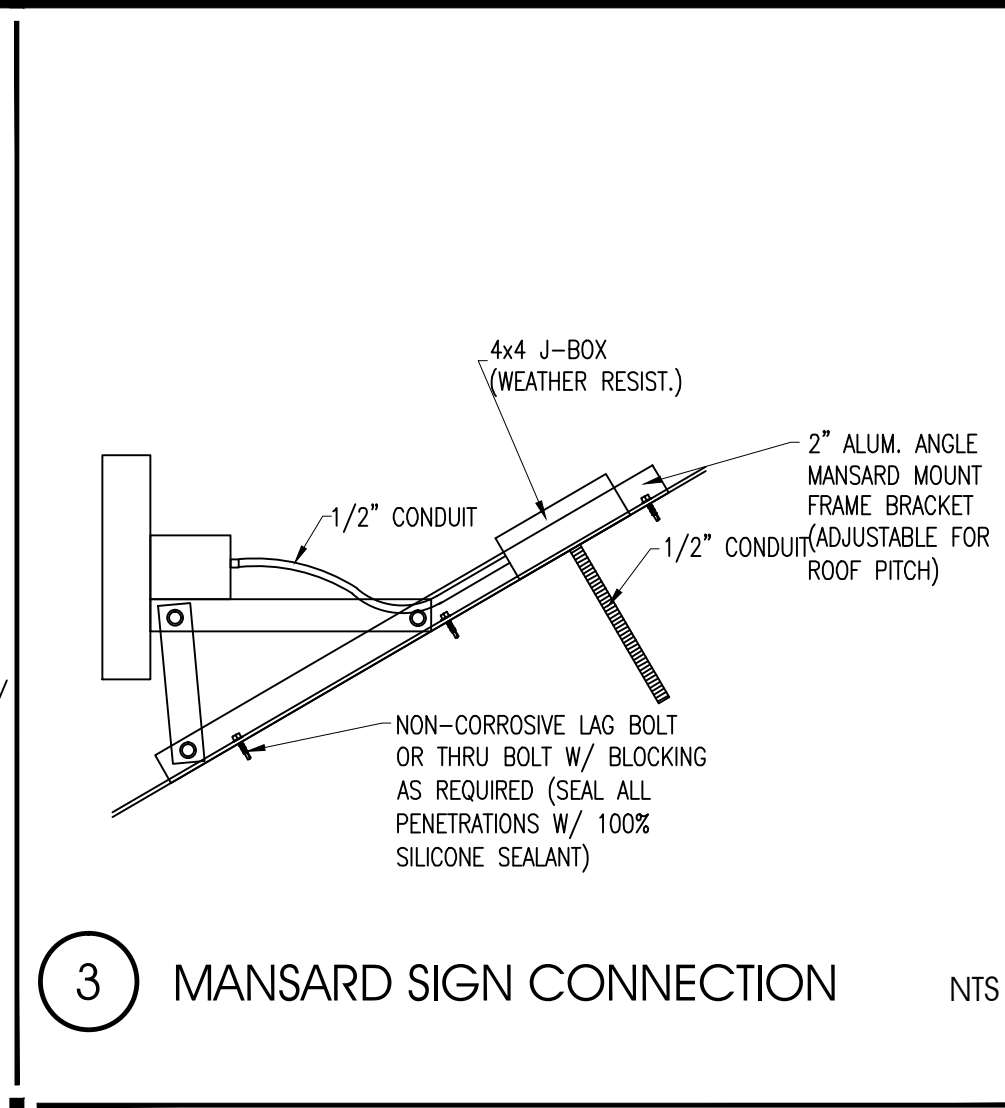
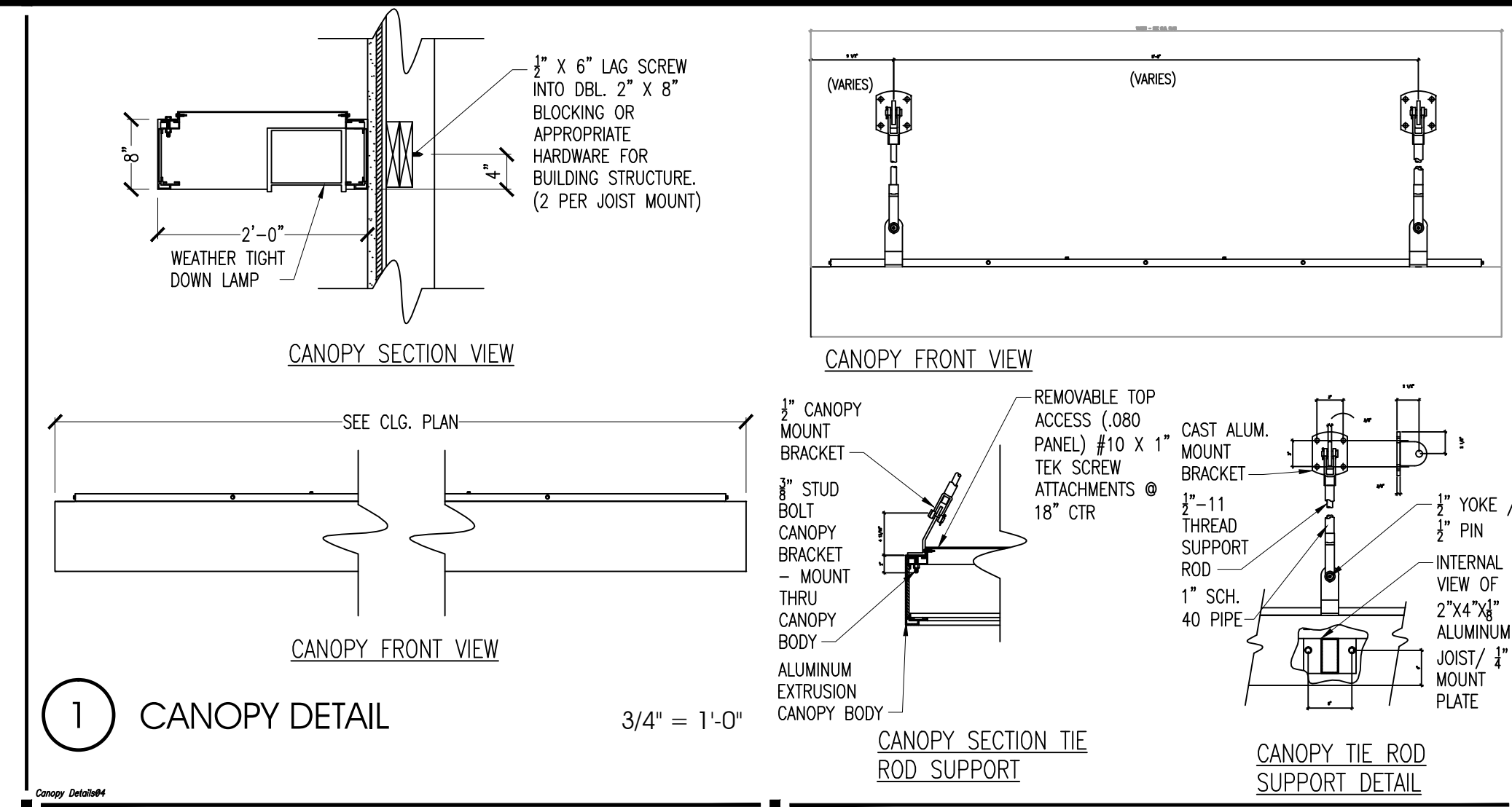
INTERPLAN LLC. RESERVES COPYRIGHT & OTHER RIGHTS RESTRICTING THESE DOCUMENTS TO THE ORIGINAL SITE OR PURPOSE FOR WHICH THEY WERE PREPARED. REPRODUCTIONS, REPRODUCTIONS, CHANGES OR ASSIGNMENTS ARE PROHIBITED.

KEYED NOTES

1. EXISTING ROOFING SYSTEM TO REMAIN. G.C. SHALL PROVIDE SUITABLE PATCH AT EXISTING/NEW ROOF MATERIAL JOINT TO MAINTAIN WATERTIGHT SEAL.
2. NEW PREFABRICATED METAL AWNING BY SIGN COMPANY. REFER TO DETAIL 1/A1.2. G.C. TO PROVIDE BLOCKING IN NEW FACADE FOR AWNING SUPPORT.
3. NEW METAL COPING AND CAP FLASHING, REFER TO ELEVATIONS FOR COLOR.
4. VERTICAL EDGE OF KICKER - WRAP WITH BUILDING MATERIAL FOR WATERTIGHT SEAL.
5. NEW DIAGONAL BRACING AT NEW PARAPET. REFER TO WALL SECTIONS. PROVIDE NEW ROOF MEMBRANE TO MATCH EXISTING.
6. RETROFIT EXISTING LIGHT BAND. MOVE ELECTRIC HOOK UP AS REQUIRED TO WORK WITH NEW PARAPET CONDITIONS. REFER TO EXTERIOR ELEVATIONS. *** BID ALTERNATE TO REPLACE WITH NEW LED LIGHT BAND.
7. EXISTING ROOF TOP EQUIPMENT TO REMAIN. VERIFY CONDITION W/ OWNER
8. NEW ROOFING SYSTEM TO MATCH EXISTING AT NEW ROOF CONSTRUCTION. G.C. SHALL PROVIDE SUITABLE PATCH AT EXISTING TO NEW ROOF MATERIAL JOINT TO MAINTAIN WATERTIGHT SEAL. G.C. SHALL SUPPLY NEW ROOF, INCLUDING ALL FLASHING AND ACCESSORIES AS REQUIRED TO MAINTAIN EXISTING EQUIPMENT/LOCATIONS, OVER ENTIRE BUILDING.
9. NEW PARAPET CONSTRUCTION/EXTENSION. SEE WALL SECTIONS.
10. VERIFY THAT THE ROOF DRAINS AND SCUPPERS ARE CLEAN AND IN WORKING CONDITION.
11. INSTALL NEW STANDING SEAM METAL ROOF AT EXISTING MANSARD FRAMING PER MANUFACTURER'S INSTRUCTIONS.
12. NOT USED
13. CONTRACTOR TO REPLACE EXISTING SCUPPERS.

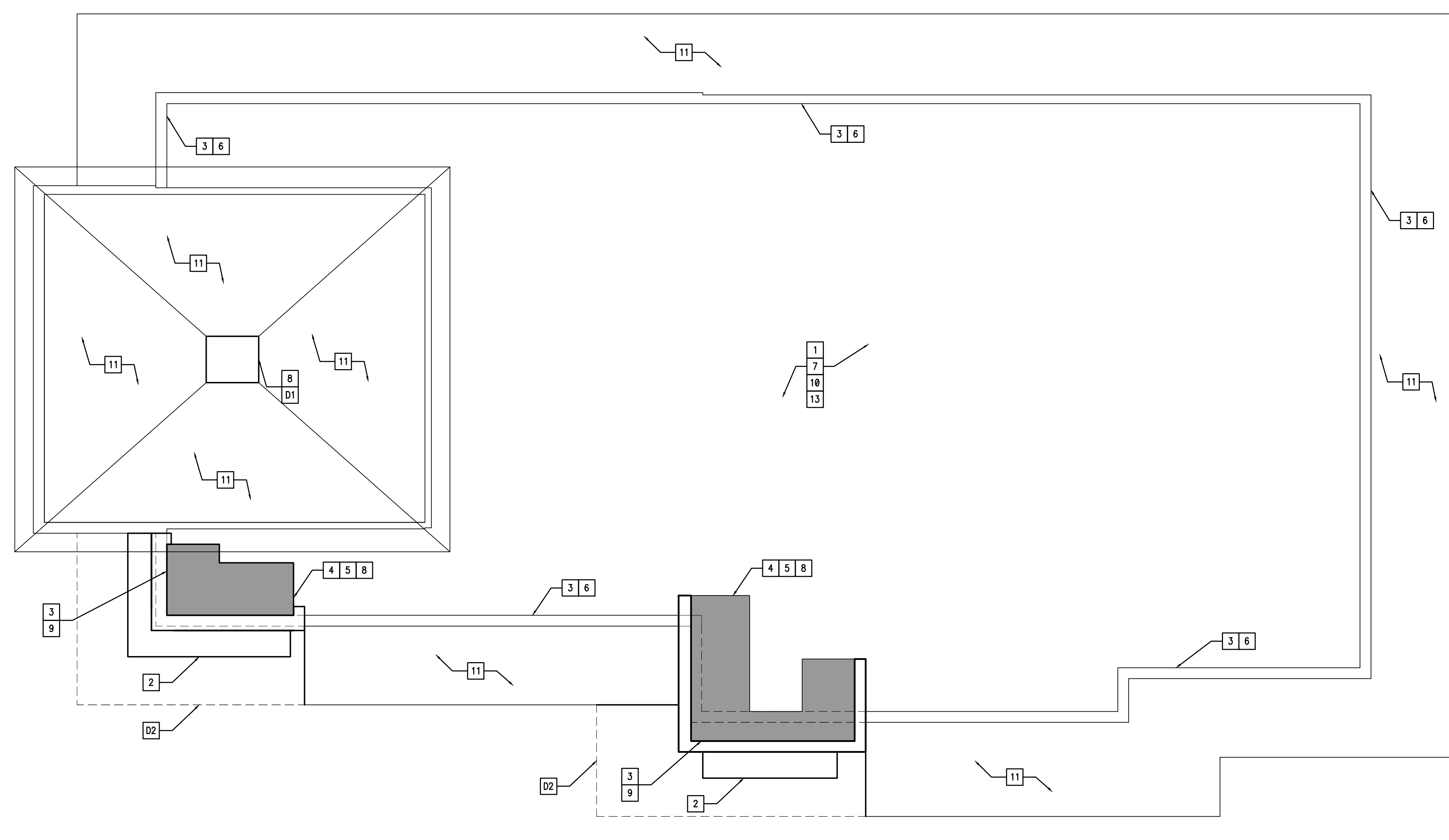
DEMO KEYED NOTES:

- D1. REMOVE EXISTING COPULA AS NOTED. REFER TO WALL SECTIONS AND EXTERIOR ELEVATIONS.
- D2. REMOVE PORTION OF EXISTING MANSARD ROOF AS SHOWN.



NOTE:
VERIFY ALL CANOPY DIMENSIONS IN FIELD PRIOR TO FABRICATION.

NOTE:
VERIFY CONDITION AND MODIFICATIONS TO LIGHT BAND WITH OWNER.



ROOF PLAN
SCALE: 3/16" = 1'-0"

| | |
|----------|------------------|
| 11.05.15 | ISSUE FOR PERMIT |
| 11.05.15 | ISSUE FOR BID |
| NO. DATE | REMARKS |

REVISIONS

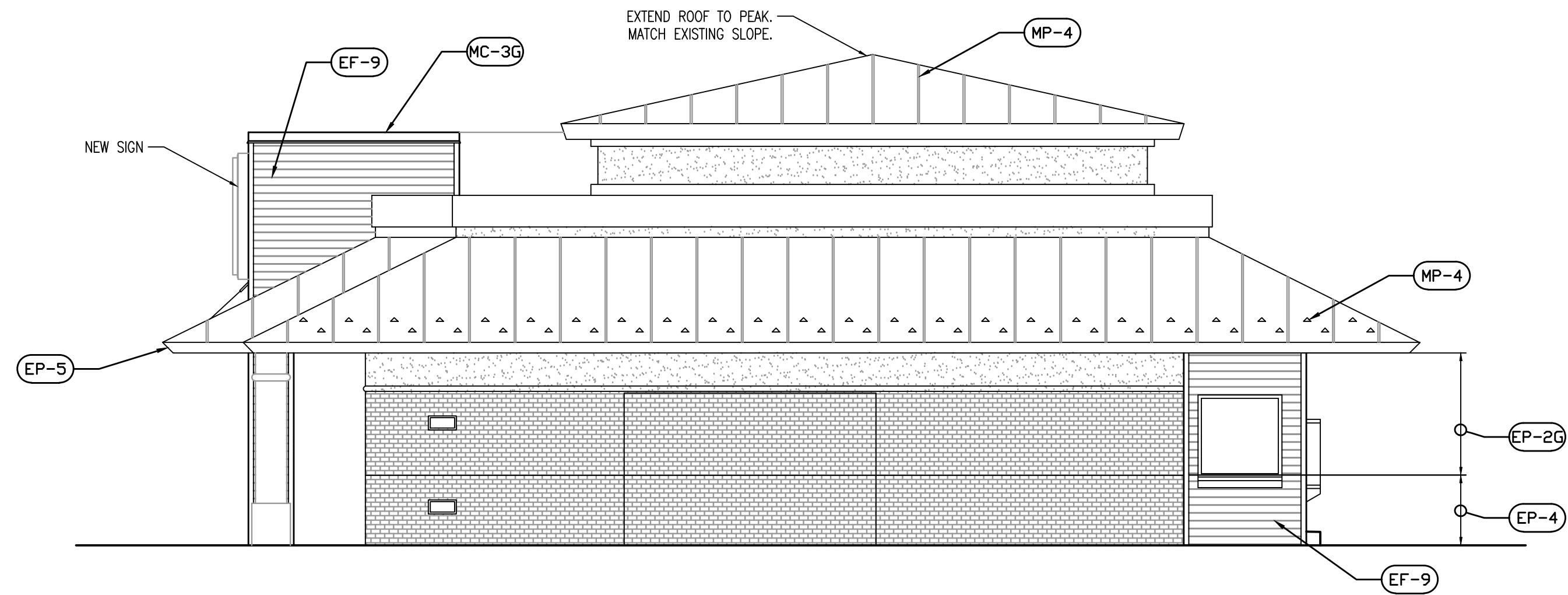
RESTAURANT FOR:
TOMS King
335 COMMERCE DRIVE
CRYSTAL LAKE, IL 60014
815-444-2008
BURGER KING CORPORATION

BURGER KING REMODEL
BK9830
600 S. HIGH STREET
CORTLAND, OH

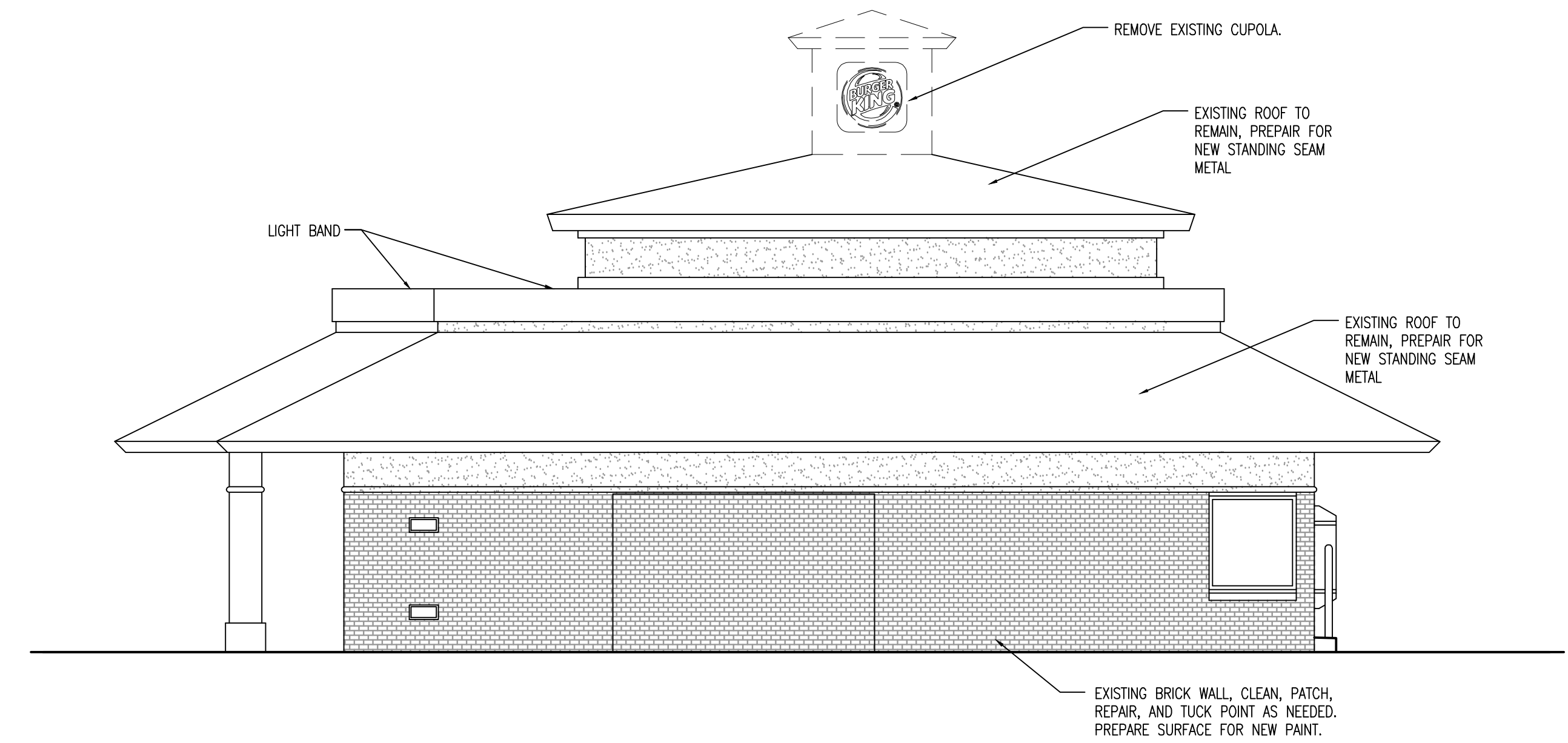
PROJECT NO: 002015.0270
DATE: 11.05.15

A1.2
ROOF PLAN

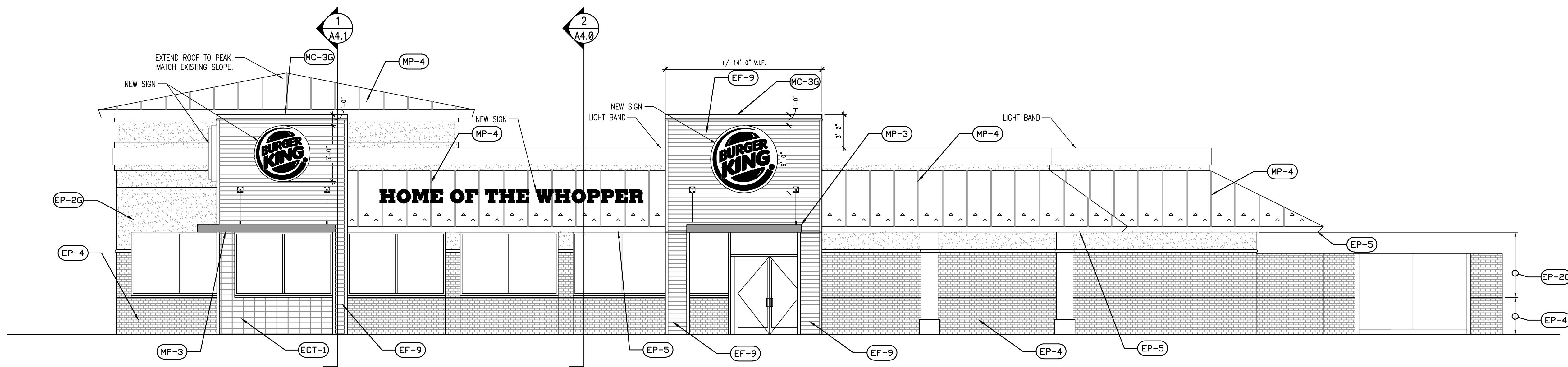
CHECKED: LL DRAWN: HP



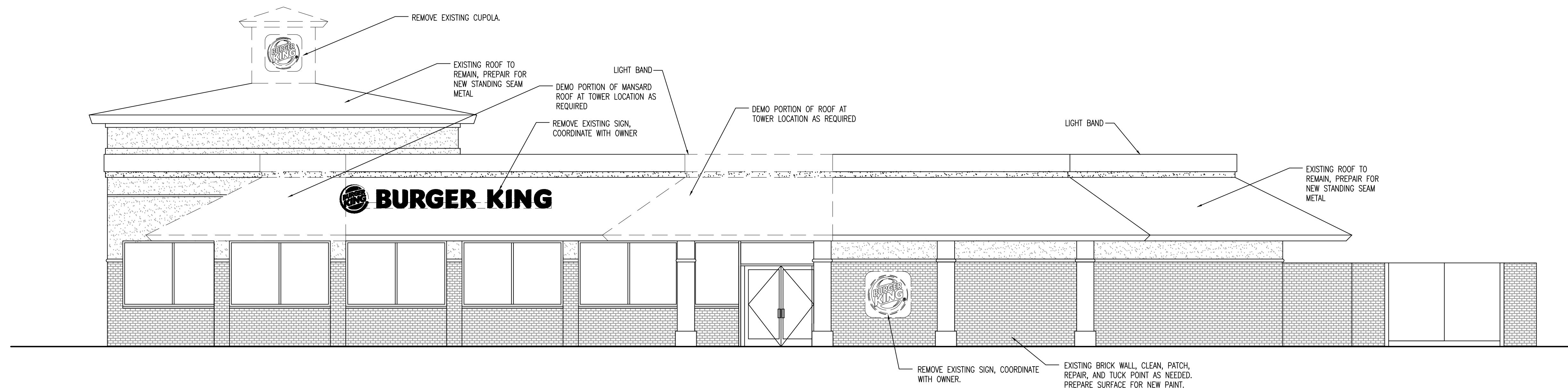
1 PROPOSED NORTH ELEVATION 3/16"=1'-0"



1 EXISTING NORTH ELEVATION 3/16"=1'-0"



2 PROPOSED EAST ELEVATION 3/16"=1'-0"



2 EXISTING EAST ELEVATION 3/16"=1'-0"

GENERAL NOTES

- BUILDING SIGNAGE BY OTHERS UNDER SEPARATE PERMIT.
- PREFABRICATED METAL CANOPY UNDER SEPARATE PERMIT
- G.C. TO PROVIDE POWER TO ALL BUILDING SIGNAGE.
- REFER TO WALL SECTIONS FOR FRAMING OF NEW WALLS.
- REFER TO FINISH SCHEDULE SHEET A8.0
- REMOVE ROOF LIGHT FIXTURES

LEGEND: (SEE SHEET A8.0 FOR FINISHES)

- (EB-#) BRICK SURFACE
- (ECT-#) EXTERIOR HARDI BOARD FINISH
- (EF-#) STUCCO OR SIDING WALL SURFACE
- (EP-#) PAINT FINISH
- (MC-#) METAL COPING
- (MP-#) METAL TRIM/PANEL
- (S-#) SIGNAGE BY SEPARATE VENDOR

11.05.15 ISSUE FOR PERMIT
11.05.15 ISSUE FOR BID
NO. DATE REMARKS

REVISIONS

RESTAURANT FOR:
TOM'S King

335 COMMERCE DRIVE
CRYSTAL LAKE, IL 60014
815-444-2008



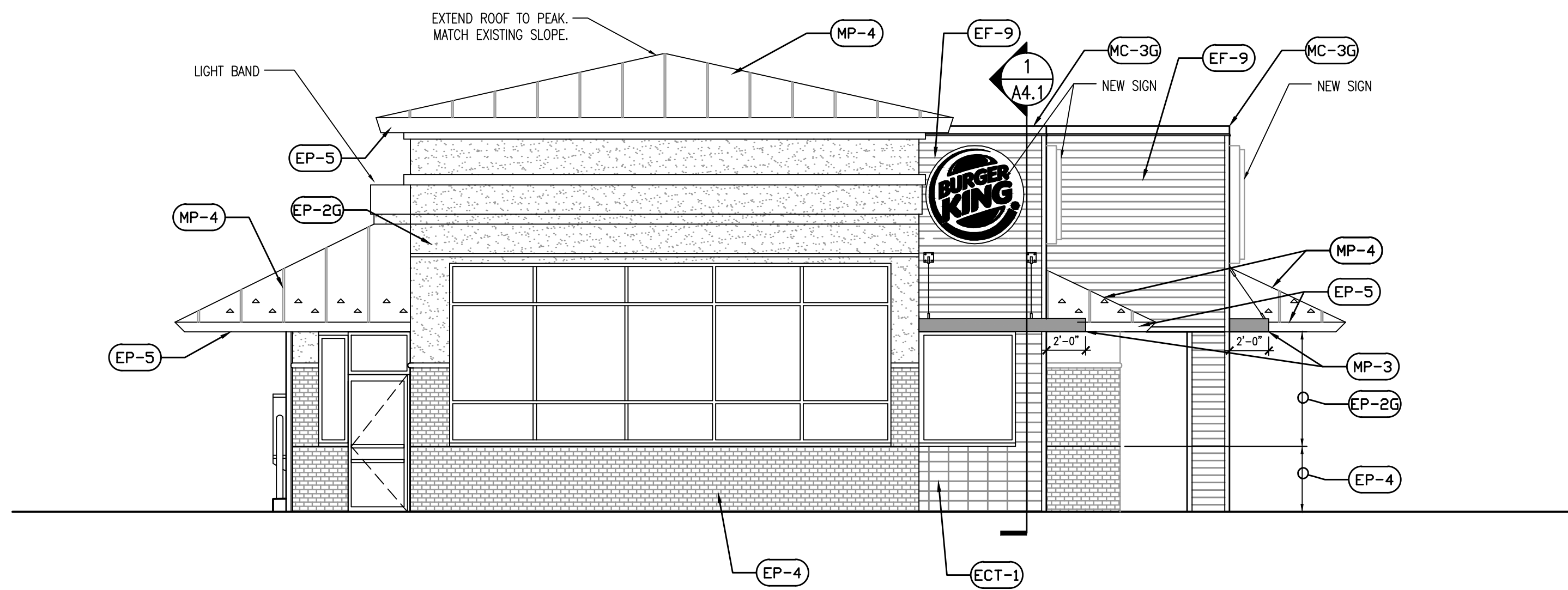
BURGER KING
REMODEL

BK9830
600 S. HIGH STREET
CORTLAND, OH

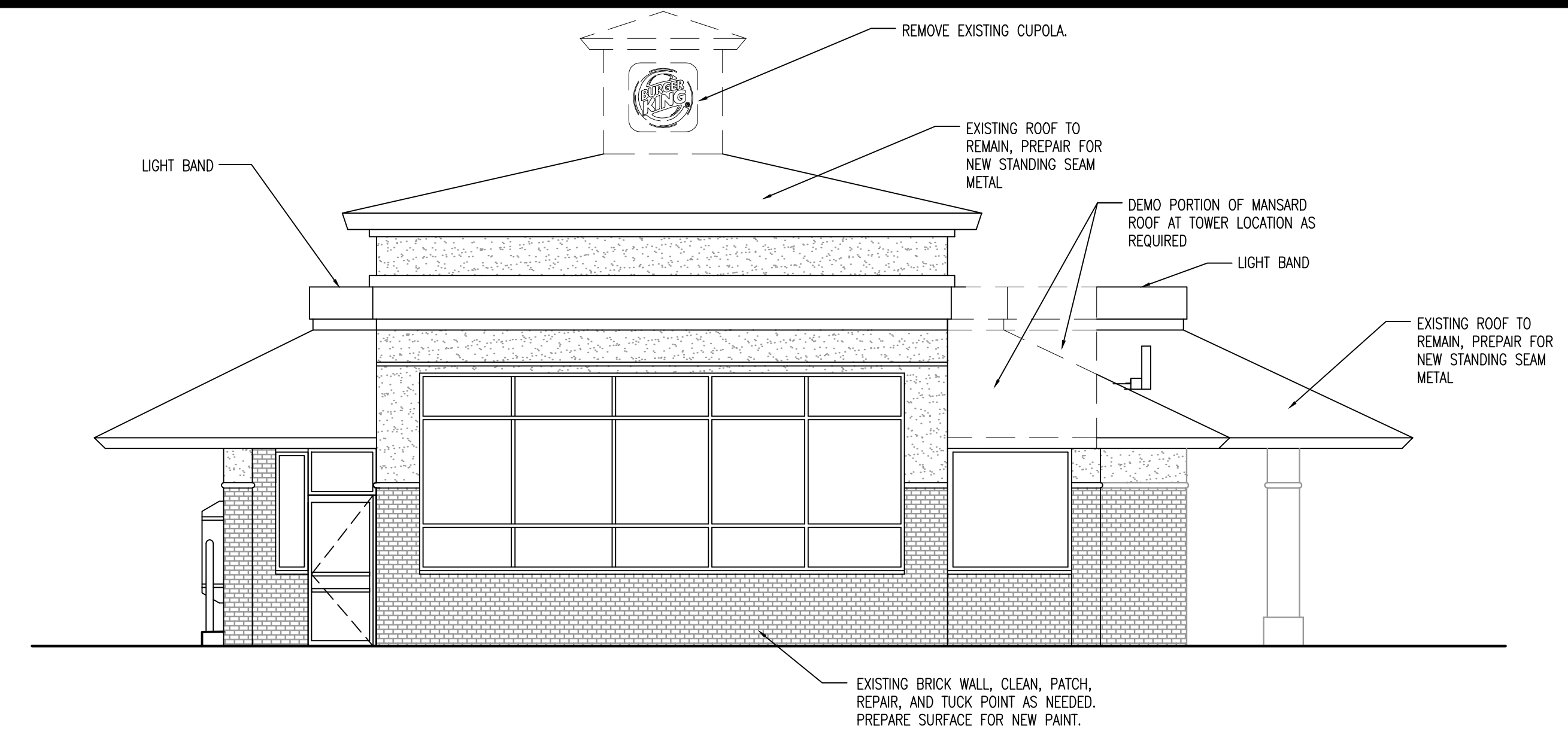
PROJECT NO: 002015.0270
DATE: 11.05.15

A2.0
EXTERIOR ELEVATIONS

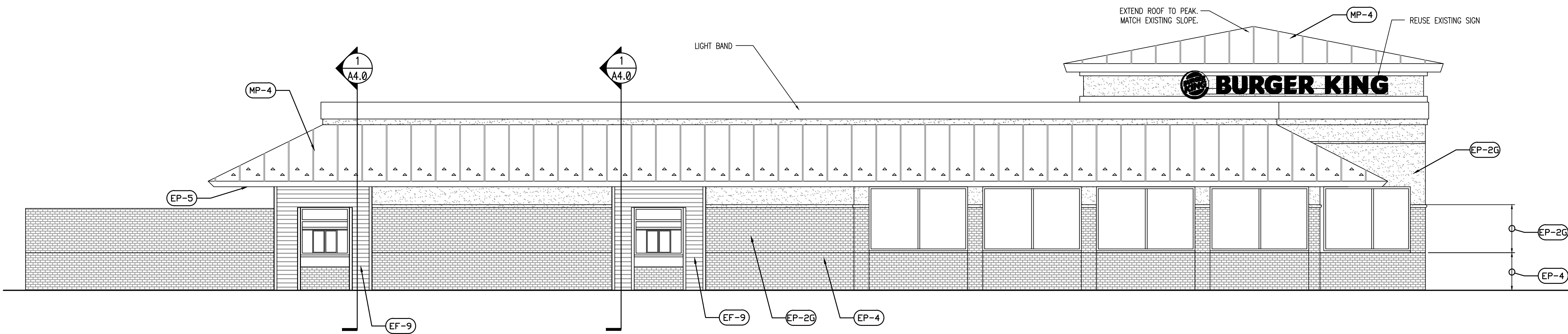
CHECKED: LL DRAWN: HP



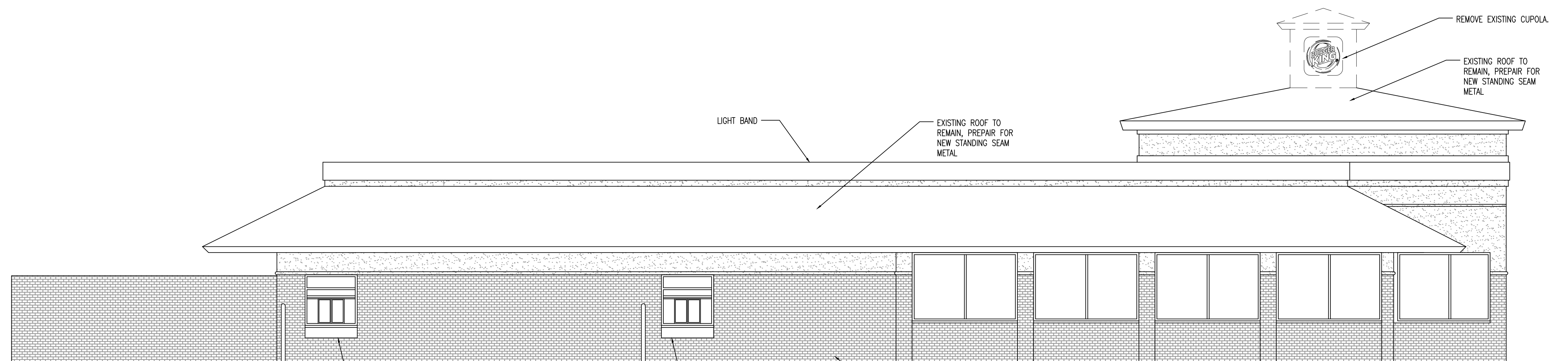
3 PROPOSED SOUTH ELEVATION 3/16"=1'-0"



3 EXISTING SOUTH ELEVATION 3/16"=1'-0"



4 PROPOSED WEST ELEVATION 3/16"=1'-0"



4 EXISTING WEST ELEVATION 3/16"=1'-0"

GENERAL NOTES

- BUILDING SIGNAGE BY OTHERS UNDER SEPARATE PERMIT.
- PREFABRICATED METAL CANOPY UNDER SEPARATE PERMIT.
- G.C. TO PROVIDE POWER TO ALL BUILDING SIGNAGE.
- REFER TO WALL SECTIONS FOR FRAMING OF NEW WALLS.
- REFER TO FINISH SCHEDULE SHEET A8.0
- REMOVE ROOF LIGHT FIXTURES

LEGEND: (SEE SHEET A8.0 FOR FINISHES)

- EB-B** BRICK SURFACE
- ECT-H** EXTERIOR HARDI BOARD FINISH
- EF-B** STUCCO OR SIDING WALL SURFACE
- EP-B** PAINT FINISH
- MC-B** METAL COPING
- MP-B** METAL TRIM/PANEL
- S-#** SIGNAGE BY SEPARATE VENDOR

11.05.15 ISSUE FOR PERMIT
11.05.15 ISSUE FOR BID
NO DATE REMARKS

REVISIONS

RESTAURANT FOR:
TOM'S King
335 COMMERCE DRIVE
CRYSTAL LAKE, IL 60014
815-444-2008
BURGER KING CORPORATION

BURGER KING REMODEL

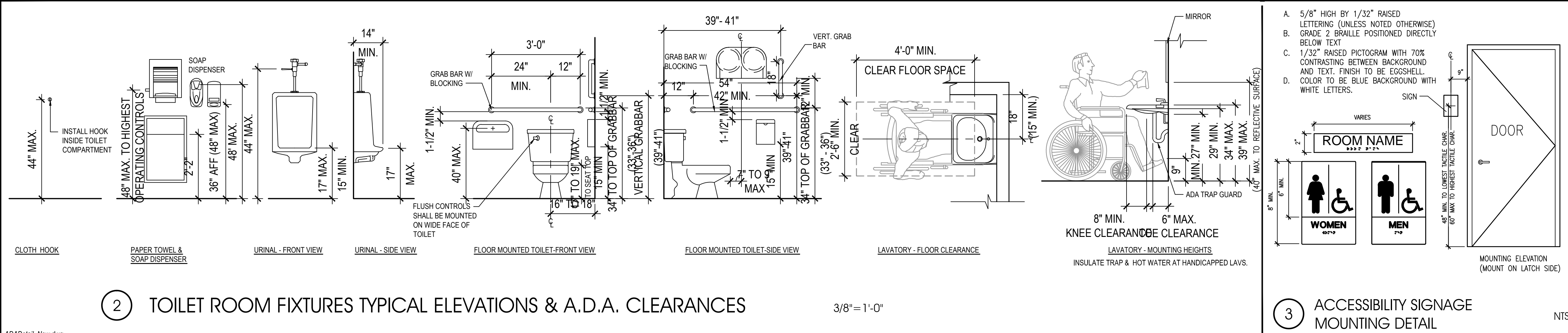
BK9830
600 S. HIGH STREET
CORTLAND, OH

PROJECT NO: 002015.0270
DATE: 11.05.15

A2.1
EXTERIOR ELEVATIONS

CHECKED: LL DRAWN: HP

COPYRIGHT © 2015 INTERPLAN LLC. RESERVES COPYRIGHT & OTHER RIGHTS RESTRICTING THESE DOCUMENTS TO THE ORIGINAL SITE OR PURPOSE FOR WHICH THEY WERE PREPARED. REPRODUCTIONS, REPRODUCTIONS, CHANGES OR ASSIGNMENTS ARE PROHIBITED.



INTERPLAN
ARCHITECTURE
ENGINEERING
INTERIOR DESIGN
PROJECT MANAGEMENT

604 COURTLAND STREET
SUITE 100
ORLANDO, FLORIDA 32804
PH 407.645.6008
FX 407.629.9124

SEAL:

PLUMBING FIXTURE SCHEDULE

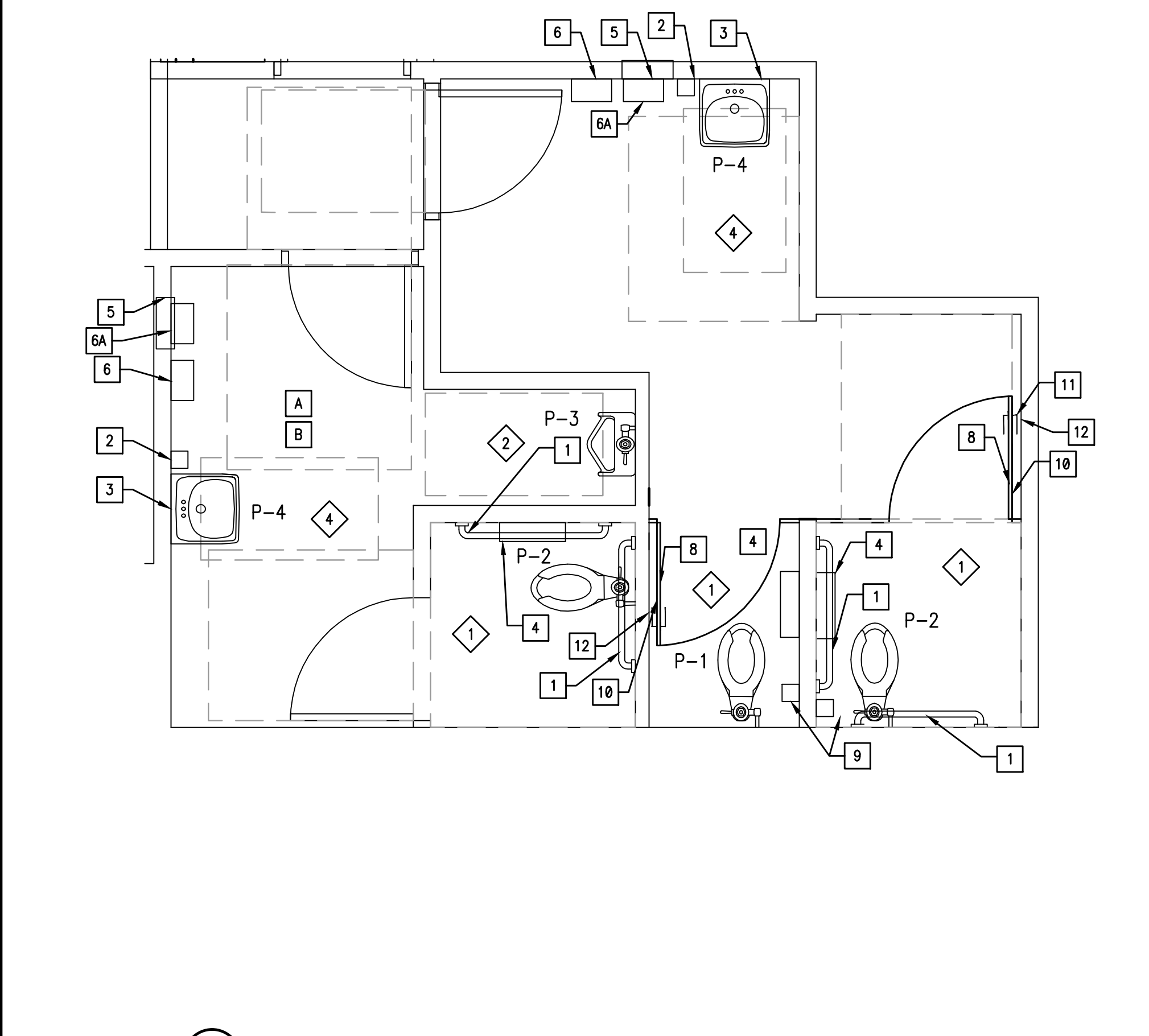
| MARK | FIXTURE | MANUFACTURER | MODEL NUMBER | MODEL NAME | VALVE |
|------|--------------------|-------------------|--------------|------------|---------------------------|
| P-1 | WATER CLOSET | AMERICAN STANDARD | 2234.015 | MADERA | SLOAN ROYAL #110 |
| | | KOHLER | 4350 | WELLCOMME | ZURN #Z6000AV-HET 1.25GPF |
| P-2 | WATER CLOSET - ADA | AMERICAN STANDARD | 3043.001 | MADERA | SLOAN ROYAL #110 |
| | | ELJER | 091-2175 | PATRIOT | ZURN #Z6000AV-HET 1.25GPF |
| P-3 | URINAL - ADA | AMERICAN STANDARD | 6506.011 | WASHBROOK | SLOAN ROYAL #186 |
| | | KOHLER | K-4960-ET | BARDON | ZURN #Z6003AV-EWS .50 GPF |
| P-4 | LAVATORIES | ZURN | Z5751.196.00 | | KOHLER K-15598 FAUCET |
| | | KOHLER | K-2054 | SOHO | ZURN #7440-XL FAUCET |

NOTES:
1. COMPARABLE FIXTURES BY AMERICAN STANDARD, ELJER AND KOHLER ARE ACCEPTABLE
2. TOILET SEATS TO BE CHURCH 9500SSC, KOHLER K-4671-C, OLSONITE #10C OR EQUAL.
3. IN SINGLE USE RESTROOMS ALL FIXTURE MUST BE ADA COMPLIANT.

GENERAL ACCESSIBILITY NOTES

ENTRANCES / DOORS:

- PROVIDE METALLIC SIGN OVER EACH STOREFRONT DOOR STATING: "THIS DOOR MUST REMAIN UNLOCKED DURING BUSINESS HOURS". LETTERS SHALL NOT BE LESS THAN 1" HIGH ON A CONTRASTING BACKGROUND. THE SIGN SHALL BE INSTALLED BY THE GENERAL CONTRACTOR ON THE STOREFRONT ALUMINUM HEADER FRAME.
- ALL ACCESSIBLE ENTRANCES SHALL BE IDENTIFIED WITH AT LEAST ONE STANDARD SIGN AND WITH ADDITIONAL DIRECTIONAL SIGNS, AS REQUIRED, VISIBLE FROM APPROACHING PEDESTRIAN WAYS.
- EVERY REQUIRED ENTRANCE OR PASSAGE DOORWAY SHALL BE OF A SIZE AS TO PERMIT THE INSTALLATION OF A DOOR NOT LESS THAN 3 FEET IN WIDTH AND NOT LESS THAN 6 FEET 8 INCHES IN HEIGHT. DOORS SHALL BE CAPABLE OF OPENING AT LEAST 90 DEGREES AND SHALL BE SO MOUNTED THAT THE CLEAR WIDTH OF DOORWAY IS NOT LESS THAN 32-INCHES.
- WHERE PAIR OF DOORS IS UTILIZED AT LEAST ONE OF THE DOORS SHALL PROVIDE A CLEAR UNOBSTRUCTED OPENING WIDTH OF 32-INCHES WITH THE LEAF POSITIONED AT AN ANGLE OF 90 DEGREES FROM ITS CLOSED POSITION.
- LATCHING AND LOCKING DOORS THAT ARE HAND ACTIVATED AND WHICH ARE IN PATH OF TRAVEL SHALL BE OPENABLE WITH A SINGLE EFFORT BY LEVER TYPE HARDWARE, THAT DOES NOT REQUIRE TIGHT GRASPING, PINCHING OR TWISTING OF WRIST TO OPERATE. PANIC BARS, PUSH-PULL ACTIVATING BARS, OR OTHER HARDWARE DESIGNED TO PROVIDE PASSAGE WITHOUT REQUIRING THE ABILITY TO GRASP THE OPENING HARDWARE ARE ALLOWABLE.
- HAND ACTIVATED DOOR OPENING HARDWARE SHALL BE CENTERED BETWEEN 34-INCHES MIN AND 48" ABOVE THE FLOOR.
- THE FLOOR AND LANDING ON EACH SIDE OF AN ENTRANCE OR PASSAGE DOOR SHALL BE LEVEL AND CLEAR. THE LEVEL AND CLEAR AREA SHALL HAVE A LENGTH OF 60 INCHES IN THE DIRECTION OF TRAVEL AND THE LENGTH OF 48 INCHES IN OPPOSITE DIRECTION OF TRAVEL. SEE DIAGRAM "MANEUVERING CLEARANCE".
- THE WIDTH OF THE LEVEL AND CLEAR AREA ON THE SIDE TO WHICH THE DOOR SWINGS SHALL EXTEND 24-INCHES PAST THE STRIKE EDGE OF THE DOOR FOR EXTERIOR DOORS AND 18-INCHES PAST THE STRIKE EDGE FOR THE INTERIOR DOORS.
- THE FLOOR OR LANDING SHALL BE NOT MORE THAN 1/2-INCH LOWER THAN THE THRESHOLD OF THE DOORWAY. CHANGE IN LEVEL BETWEEN 1/4- INCH AND 1/2-INCH SHALL BE BEVELED WITH A SLOPE NO GREATER THAN 1:2.
- THE BOTTOM 10-INCHES OF ALL DOORS EXCEPT AUTOMATIC AND SLIDING DOORS SHALL HAVE A SMOOTH UNINTERRUPTED SURFACE TO ALLOW THE DOOR TO BE OPENED BY A WHEELCHAIR FOOTREST WITHOUT CREATING A TRAP OR HAZARDOUS CONDITION. WHERE NARROW FRAME DOORS ARE USED, A 10-INCH HIGH SMOOTH PANEL SHALL BE INSTALLED ON THE PUSHED SIDE OF THE DOOR, WHICH WILL ALLOW THE DOOR TO BE OPENED BY A WHEELCHAIR FOOTREST WITHOUT CREATING A TRAP OR HAZARDOUS CONDITION.
- A NARROW FRAME WITH A BEVELED TOP (30 DEGREES MAX. BEVEL TO VERTICAL PLANE) INSTALLED AT THE BOTTOM OF THE GLASS DOOR (WITH NO SIDE FRAMES) MAY BE USED IN LIEU OF PROVIDING THE REQUIRED 10- INCH UNINTERRUPTED SURFACE AT THE BOTTOM OF THE DOOR.
- MAXIMUM EFFORT TO OPERATE DOORS SHALL NOT EXCEED 5 LBS. FOR EXTERIOR DOORS AND 5 LBS. FOR INTERIOR DOORS. SUCH PULL OR PUSH EFFORT BEING APPLIED AT RIGHT ANGLES TO HINGED DOORS AND AT THE CENTER PLANE OF SLIDING OR FOLDING DOORS. COMPENSATING DEVICES OR AUTOMATIC DOOR OPERATORS MAY BE UTILIZED TO MEET THE ABOVE STANDARDS. WHEN FIRE DOORS ARE REQUIRED, THE MAXIMUM EFFORT TO OPERATE THE DOOR MAY BE INCREASED NOT TO EXCEED 15 LBS. REFER TO SECTION 404.2.8 OF ICC/ANSI.

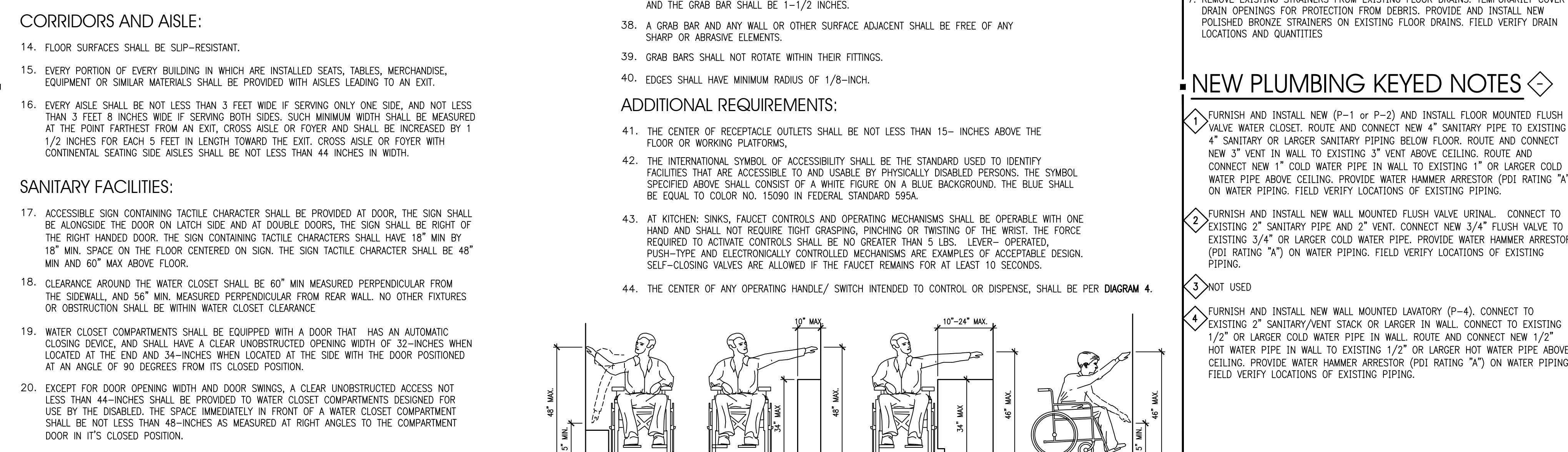


1 NEW TOILET ROOMS
3/8"=1'-0"

- TOILET FLUSH CONTROLS SHALL BE OPERABLE WITH ONE HAND, AND SHALL NOT REQUIRE TIGHT GRASPING, PINCHING, OR TWISTING OF THE WRIST. CONTROLS FOR THE FLUSH VALVES SHALL BE MOUNTED ON THE WIDE SIDE OF THE TOILET AREAS, NO MORE THAN 44-INCHES ABOVE THE FLOOR. THE FORCE REQUIRED TO ACTIVATE CONTROLS SHALL BE NO GREATER THAN 5 POUNDS.
- WHERE URINALS ARE PROVIDED, AT LEAST ONE SHALL HAVE A CLEAR SPACE 30-INCHES WIDE X 48-INCHES LONG IN FRONT OF THE URINAL.
- WHERE URINALS ARE PROVIDED, AT LEAST ONE WITH A RIM PROJECTING A MINIMUM OF 17-INCHES ABOVE THE FLOOR SHALL BE PROVIDED.
- A CLEAR FLOOR SPACE 30-INCHES WIDE X 48-INCHES LONG SHALL BE PROVIDED IN FRONT OF A LAVATORY TO ALLOW A FORWARD APPROACH. SUCH CLEAR FLOOR SPACE SHALL ADJOIN OR OVERLAP AN ACCESSIBLE ROUTE AND SHALL EXTEND INTO KNEE AND TOE SPACE UNDERNEATH THE LAVATORY.
- LAVATORIES SHALL BE MOUNTED WITH A CLEARANCE OF AT LEAST 29- INCHES FROM THE FLOOR TO THE BOTTOM OF THE APRON WITH KNEE CLEARANCE UNDER THE FRONT LIP EXTENDING A MINIMUM OF 30-INCHES IN WIDTH WITH 8-INCHES MINIMUM DEPTH AT THE TOP. TOE CLEARANCE SHALL BE THE SAME WITH AND SHALL BE A MINIMUM OF 9-INCHES HIGH FROM THE FLOOR AND A MINIMUM OF 17-INCHES DEEP FROM THE FRONT OF THE LAVATORY. SEE FIGURE 11
- A PROJECTION OF LAVATORY BOWL INTO THE 8-INCH CLEAR SPACE, THEREBY REDUCING THE CLEAR HEIGHT BELOW THE LAVATORY TO NO LESS THAN 27-INCHES AT 8-INCHES BACK FROM THE APRON, MEETS THE REQUIREMENT FOR PROVIDING KNEE CLEARANCE.
- HOT WATER AND DRAIN PIPES UNDER LAVATORIES SHALL BE INSULATED OR OTHERWISE COVERED. THERE SHALL BE NO SHARP OR ABRASIVE SURFACES UNDER LAVATORIES.
- FAUCET CONTROLS AND OPERATING MECHANISMS SHALL BE OPERABLE WITH ONE HAND AND SHALL NOT REQUIRE TIGHT GRASPING, PINCHING OR TWISTING OF THE WRIST, THE FORCE REQUIRED TO ACTIVATE CONTROLS SHALL BE NO GREATER THAN 5 LBS. LEVER-OPERATED, PUSH-TYPE AND ELECTRONICALLY CONTROLLED MECHANISMS ARE EXAMPLES OF ACCEPTABLE DESIGN. SELF-CLOSING VALVES ARE ALLOWED IF THE FAUCET REMAINS OPEN FOR AT LEAST 10 SECONDS.
- MIRRORS SHALL BE MOUNTED WITH THE BOTTOM EDGE NOT MORE THAN 40-INCHES FROM THE FLOOR. LOCATE TOWEL, SANITARY NAPKIN, AND WASTE RECEPTACLES WITH ALL OPERABLE PARTS NOT MORE THAN 40-INCHES FROM THE FLOOR.
- LOCATE TOILET TISSUE DISPENSERS ON THE WALL WITHIN 7-9 INCHES IN FRONT OF THE WATER CLOSET MEASURED TO THE CENTERLINE OF THE DISPENSER. THE OUTLET SHALL BE 15 INCHES MINIMUM AND 48 INCHES MAXIMUM ABOVE THE FLOOR, AND SHALL NOT BE LOCATED BEHIND THE GRAB BARS. DISPENSERS SHALL NOT BE OF A TYPE THAT CONTROL DELIVERY, OR DO NOT ALLOW CONTINUOUS PAPER FLOW.
- NOT USED.

- GRAB BARS:**
- GRAB BARS, FASTENERS AND MOUNTING DEVICES SHALL BE DESIGNED FOR 250 LBS. PER LINEAR FEET LOAD.
 - GRAB BARS SHALL BE LOCATED ON EACH SIDE, OR ONE SIDE AND THE BACK OF THE PHYSICALLY DISABLED TOILET STALL OR COMPARTMENT AND SHALL BE SECURELY ATTACHED 33-INCHES ABOVE AND PARALLEL TO THE FLOOR.
 - GRAB BARS AT THE SIDE SHALL BE AT LEAST 42-INCHES LONG MOUNTED AT A MAX. 12" FROM THE REAR WALL AND GRAB BARS AT THE BACK SHALL BE NOT LESS THAN 36-INCHES LONG, AND EXTEND 12" MIN. TO ONE SIDE & 24" TO THE OTHER.
 - THE DIAMETER OR WIDTH OF THE GRIPPING SURFACES OF A GRAB BAR SHALL BE 1-1/4 INCHES TO 1-1/2 INCHES OR THE SHAPE SHALL PROVIDE AN EQUIVALENT GRIPPING SURFACE.
 - IF THE GRAB BAR IS MOUNTED ADJACENT TO A WALL, THE SPACE BETWEEN THE WALL AND THE GRAB BAR SHALL BE 1-1/2 INCHES.
 - A GRAB BAR AND ANY WALL OR OTHER SURFACE ADJACENT SHALL BE FREE OF ANY SHARP OR ABRASIVE ELEMENTS.
 - GRAB BARS SHALL NOT ROTATE WITHIN THEIR FITTINGS.
 - EDGES SHALL HAVE MINIMUM RADIUS OF 1/8-INCH.

- ADDITIONAL REQUIREMENTS:**
- THE CENTER OF RECEPTACLE OUTLETS SHALL BE NOT LESS THAN 15- INCHES ABOVE THE FLOOR OR WORKING PLATFORMS.
 - THE INTERNATIONAL SYMBOL OF ACCESSIBILITY SHALL BE THE STANDARD USED TO IDENTIFY FACILITIES THAT ARE ACCESSIBLE TO AND USABLE BY PHYSICALLY DISABLED PERSONS. THE SYMBOL SPECIFIED ABOVE SHALL CONSIST OF A WHITE FIGURE ON A BLUE BACKGROUND. THE BLUE SHALL BE EQUAL TO COLOR NO. 15090 IN FEDERAL STANDARD 595A.
 - AT KITCHEN: SINKS, FAUCET CONTROLS AND OPERATING MECHANISMS SHALL BE OPERABLE WITH ONE HAND AND SHALL NOT REQUIRE TIGHT GRASPING, PINCHING OR TWISTING OF THE WRIST. THE FORCE REQUIRED TO ACTIVATE CONTROLS SHALL BE NO GREATER THAN 5 LBS. LEVER- OPERATED, PUSH-TYPE AND ELECTRONICALLY CONTROLLED MECHANISMS ARE EXAMPLES OF ACCEPTABLE DESIGN. SELF-CLOSING VALVES ARE ALLOWED IF THE FAUCET REMAINS FOR AT LEAST 10 SECONDS.
 - THE CENTER OF ANY OPERATING HANDLE/ SWITCH INTENDED TO CONTROL OR DISPENSE, SHALL BE PER DIAGRAM 4.



NEW PLUMBING KEYED NOTES

- FURNISH AND INSTALL NEW (P-1 or P-2) AND INSTALL FLOOR MOUNTED FLUSH VALVE WATER CLOSET. ROUTE AND CONNECT NEW 4" SANITARY PIPE TO EXISTING 4" SANITARY OR LARGER SANITARY PIPING BELOW FLOOR. ROUTE AND CONNECT NEW 3" VENT IN WALL TO EXISTING 3" VENT ABOVE CEILING. ROUTE AND CONNECT NEW 1" COLD WATER PIPE IN WALL TO EXISTING 1" OR LARGER COLD WATER PIPE ABOVE CEILING. PROVIDE WATER HAMMER ARRESTOR (PDI RATING "A") ON WATER PIPING. FIELD VERIFY LOCATIONS OF EXISTING PIPING.
- FURNISH AND INSTALL NEW WALL MOUNTED FLUSH VALVE URINAL. CONNECT TO EXISTING 2" SANITARY PIPE AND 2" VENT. CONNECT NEW 3/4" FLUSH VALVE TO EXISTING 3/4" OR LARGER COLD WATER PIPE. PROVIDE WATER HAMMER ARRESTOR (PDI RATING "A") ON WATER PIPING. FIELD VERIFY LOCATIONS OF EXISTING PIPING.
- NOT USED
- FURNISH AND INSTALL NEW WALL MOUNTED LAVATORY (P-4). CONNECT TO EXISTING 2" SANITARY/VENT STACK OR LARGER IN WALL. CONNECT TO EXISTING 1/2" OR LARGER COLD WATER PIPE IN WALL. ROUTE AND CONNECT NEW 1/2" HOT WATER PIPE IN WALL TO EXISTING 1/2" OR LARGER HOT WATER PIPE ABOVE CEILING. PROVIDE WATER HAMMER ARRESTOR (PDI RATING "A") ON WATER PIPING. FIELD VERIFY LOCATIONS OF EXISTING PIPING.

REVISIONS

| NO. | DATE | REVISIONS |
|----------|----------|------------------|
| 11.05.15 | 11.05.15 | ISSUE FOR PERMIT |
| | | NO DATE |
| | | REMARKS |

RESTAURANT FOR:
TOMS King
335 COMMERCE DRIVE
CRYSTAL LAKE, IL 60014
815-444-2008

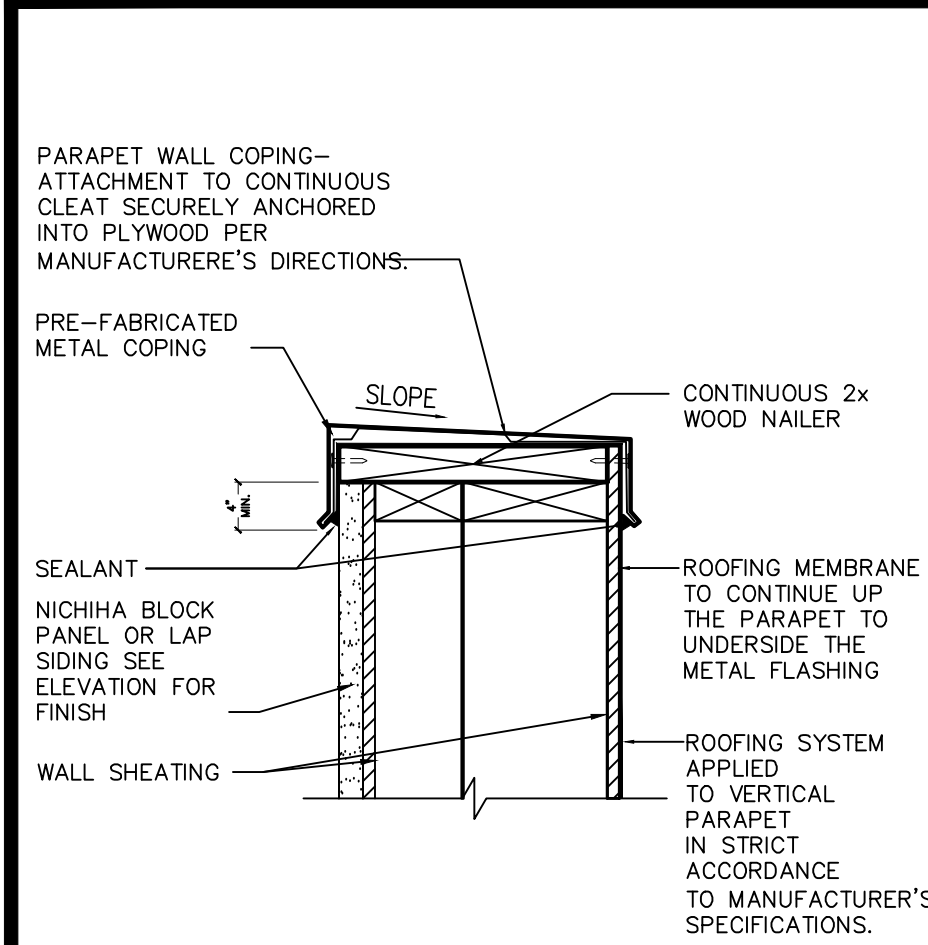
BURGER KING CORPORATION

BURGER KING REMODEL
BK9830
600 S. HIGH STREET
CORTLAND, OH

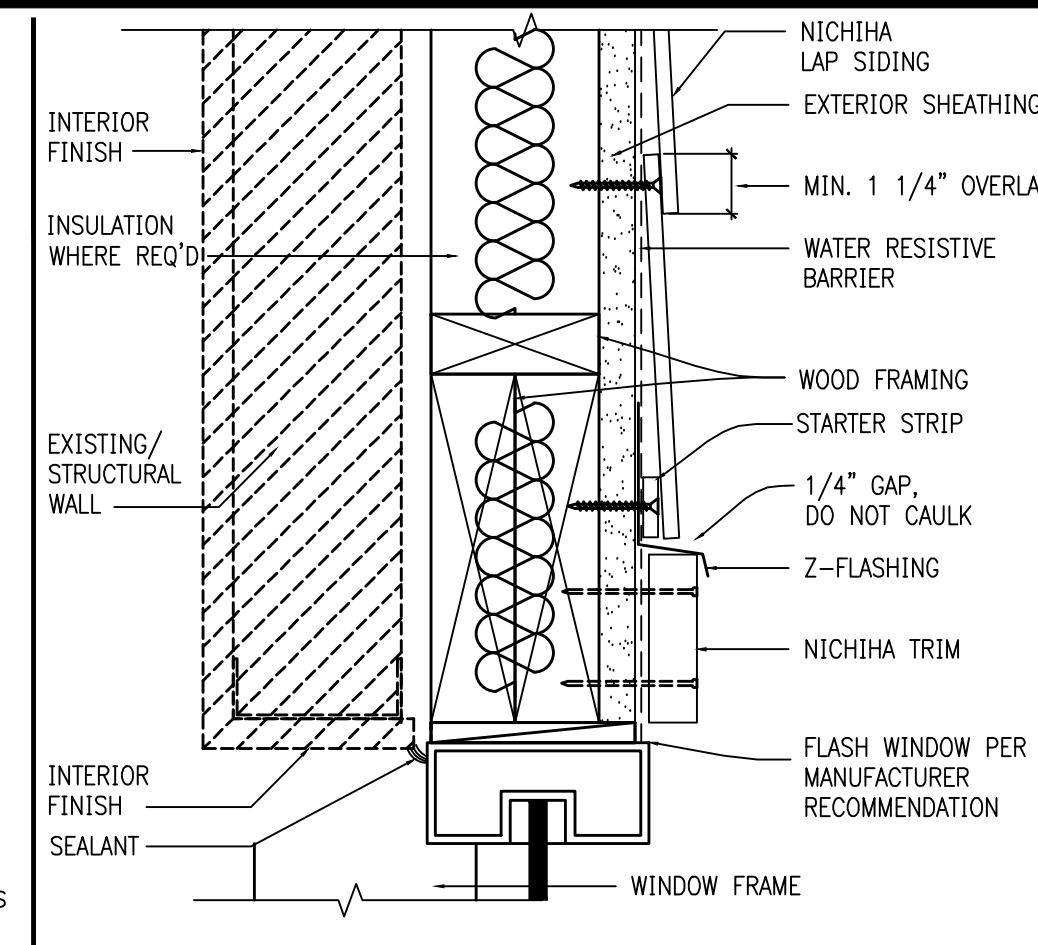
PROJECT NO: 002015.0270
DATE: 11.05.15

A3.0
ENLARGED RESTROOM PLAN
AND ELEVATIONS

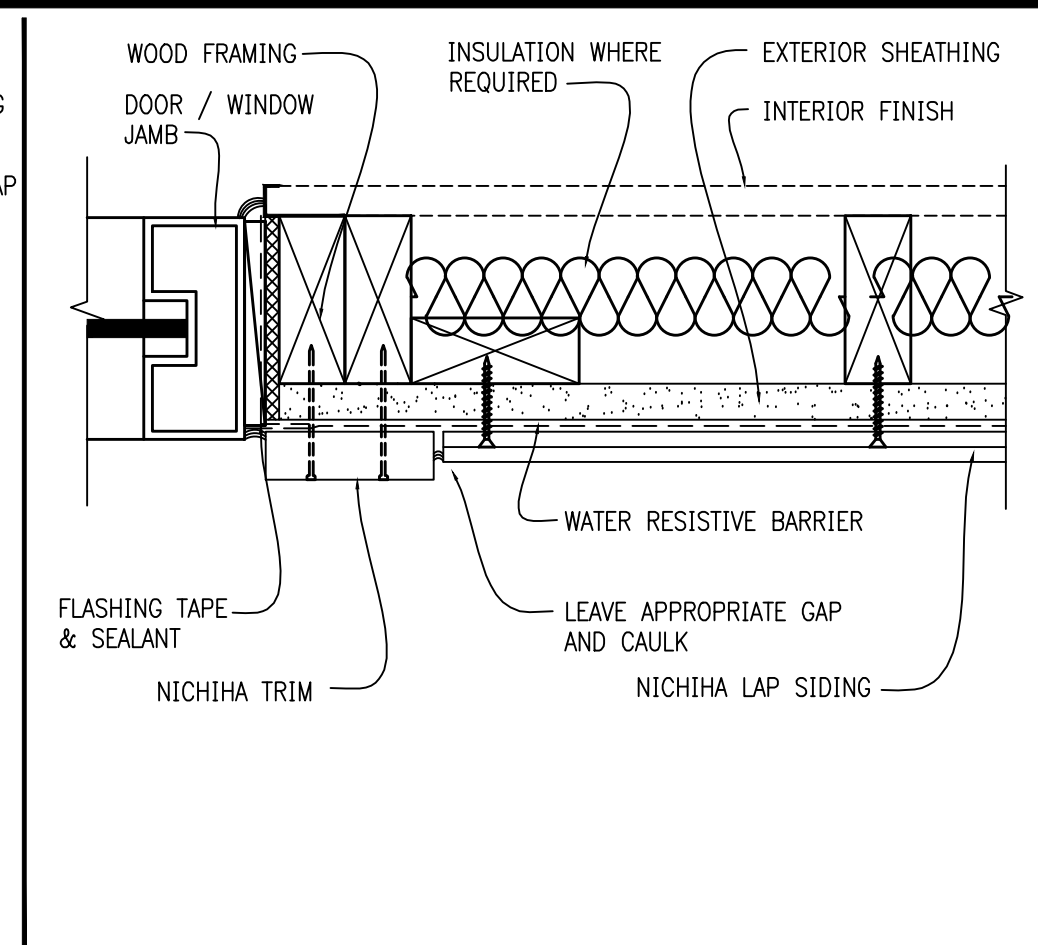
CHECKED: LL DRAWN: HP



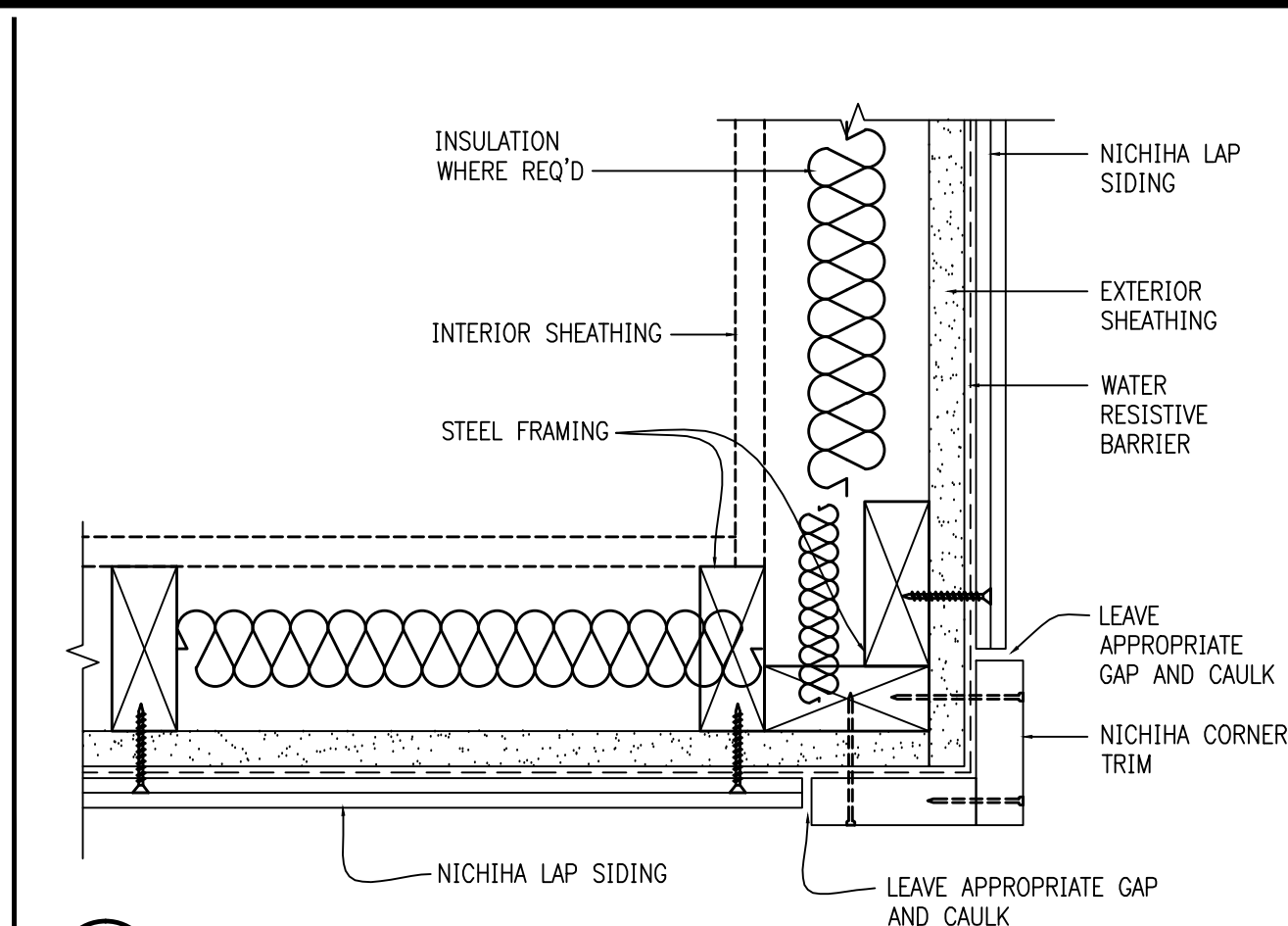
4 TYP. PARAPET DETAIL 1 1/2"=1'-0"



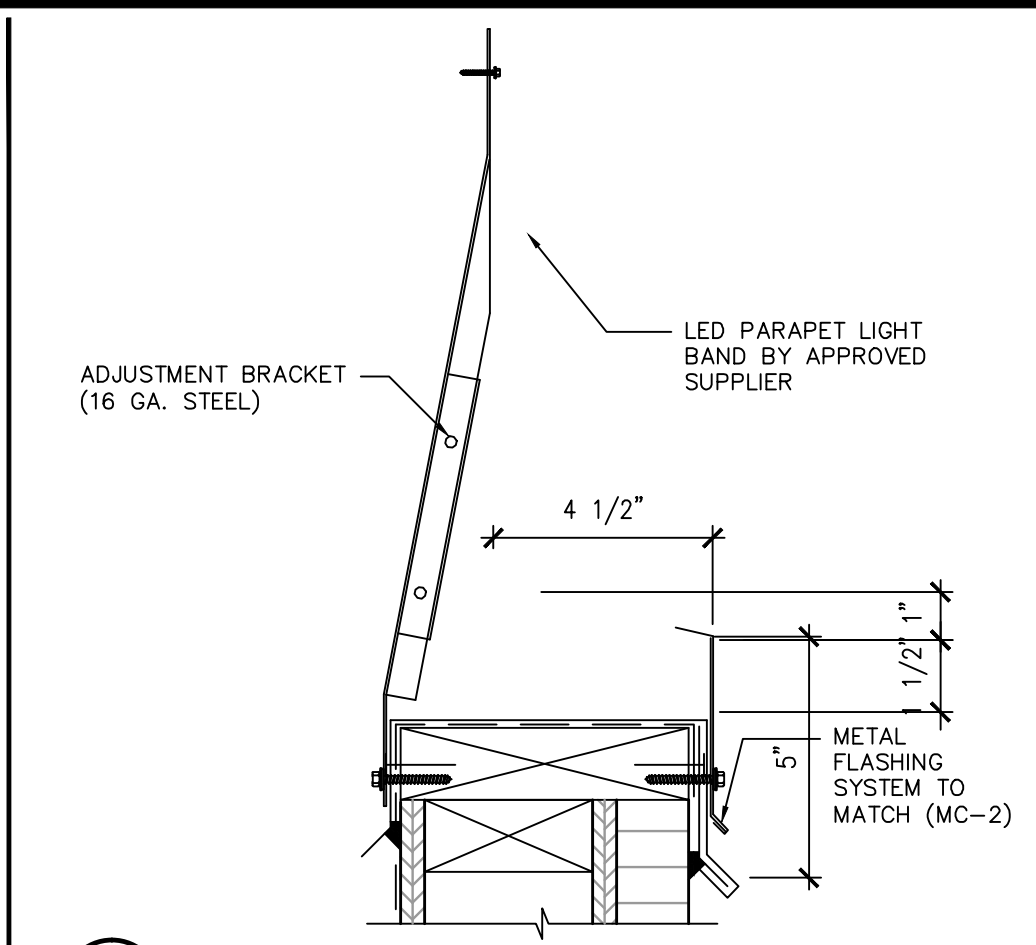
5 TYP. NICHIBA WINDOW HEADER DETAIL 3"=1'-0"



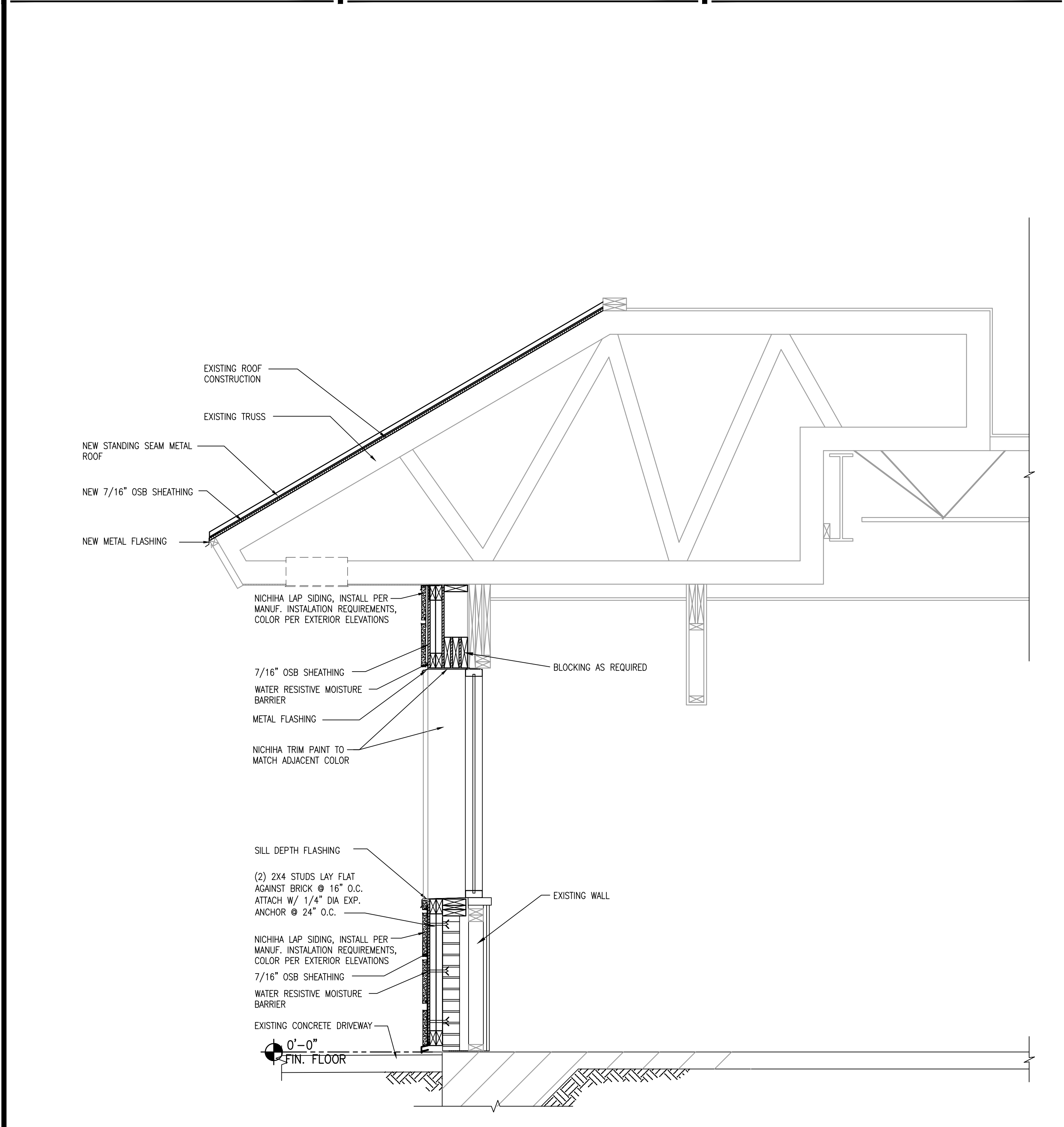
7 TYP. NICHIBA WINDOW JAMB DETAIL 3"=1'-0"



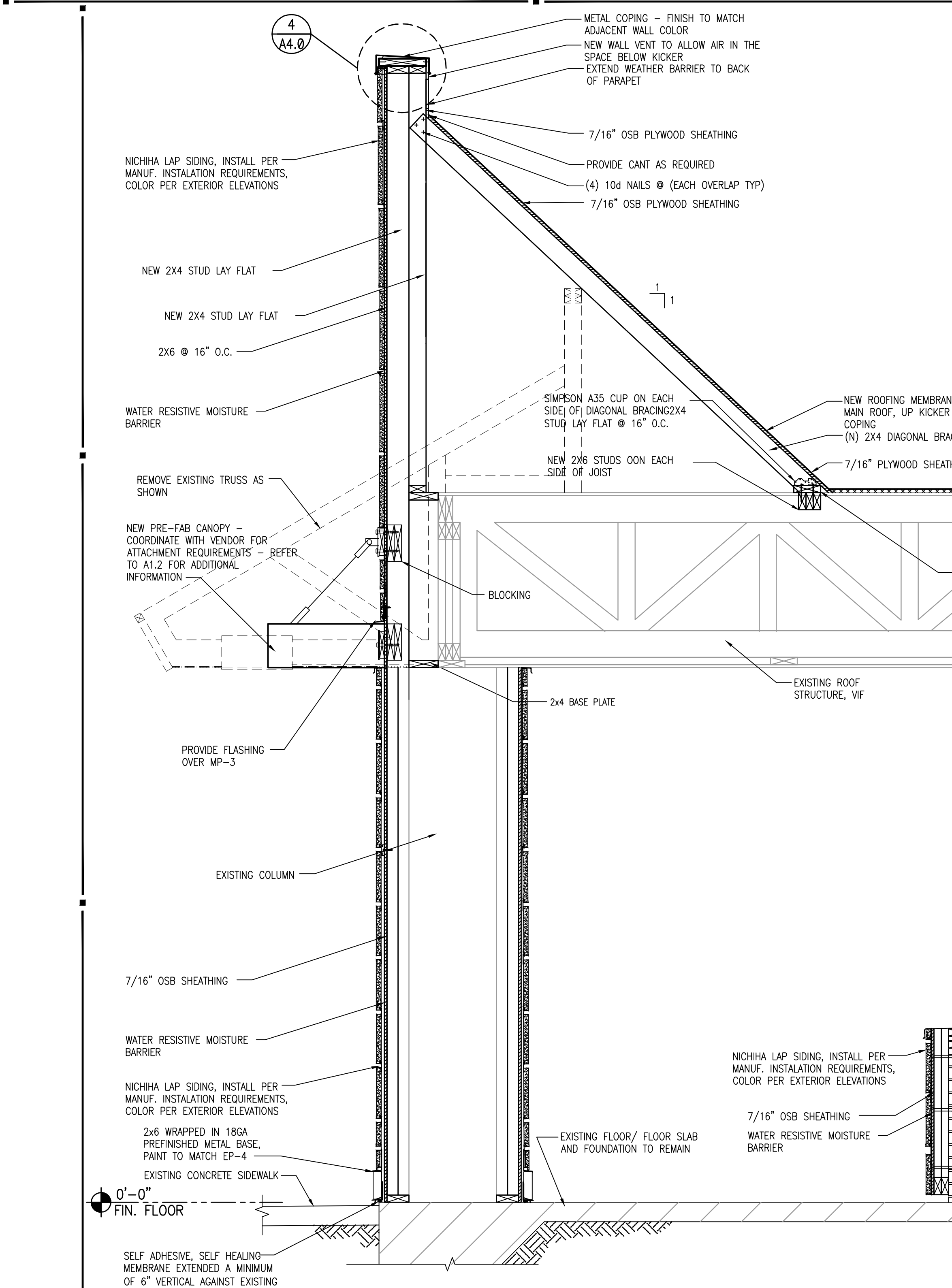
8 TYP. NICHIBA OUTSIDE CORNER DETAIL 3"=1'-0"



9 PARAPET LIGHT BAND DETAIL 3"=1'-0"



1 WALL SECTION 3/4"=1'-0"



2 WALL SECTION 3/4"=1'-0"

| NO. | DATE | REVISIONS |
|----------|------|------------------|
| 11.05.15 | | ISSUE FOR PERMIT |
| 11.05.15 | | ISSUE FOR BID |
| | | NO DATE |
| | | REMARKS |

RESTAURANT FOR:
TOM'S King
335 COMMERCE DRIVE
CRYSTAL LAKE, IL 60014
815-444-2008
BURGER KING CORPORATION

BURGER KING REMODEL
BK9830
600 S. HIGH STREET
CORTLAND, OH

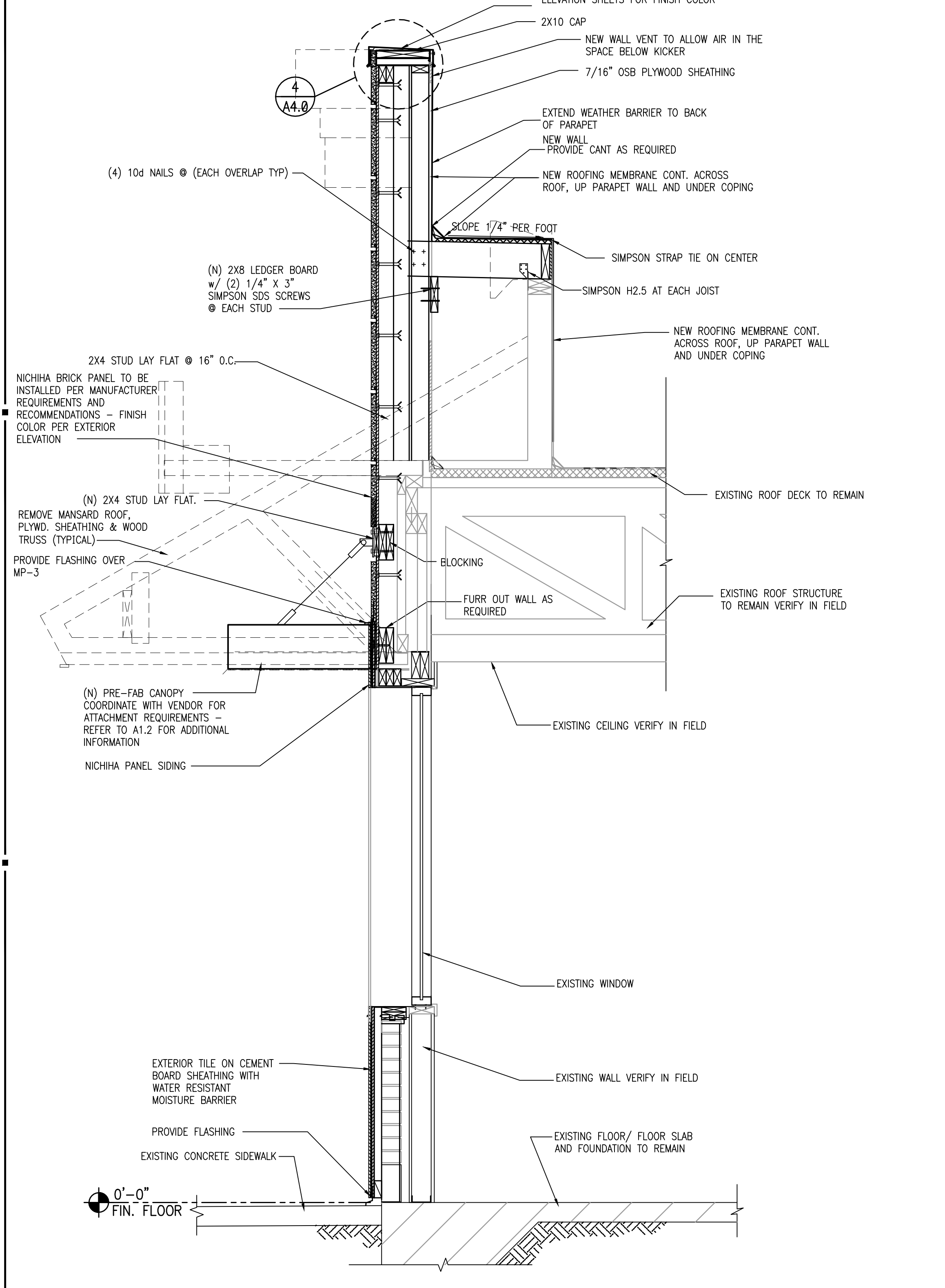
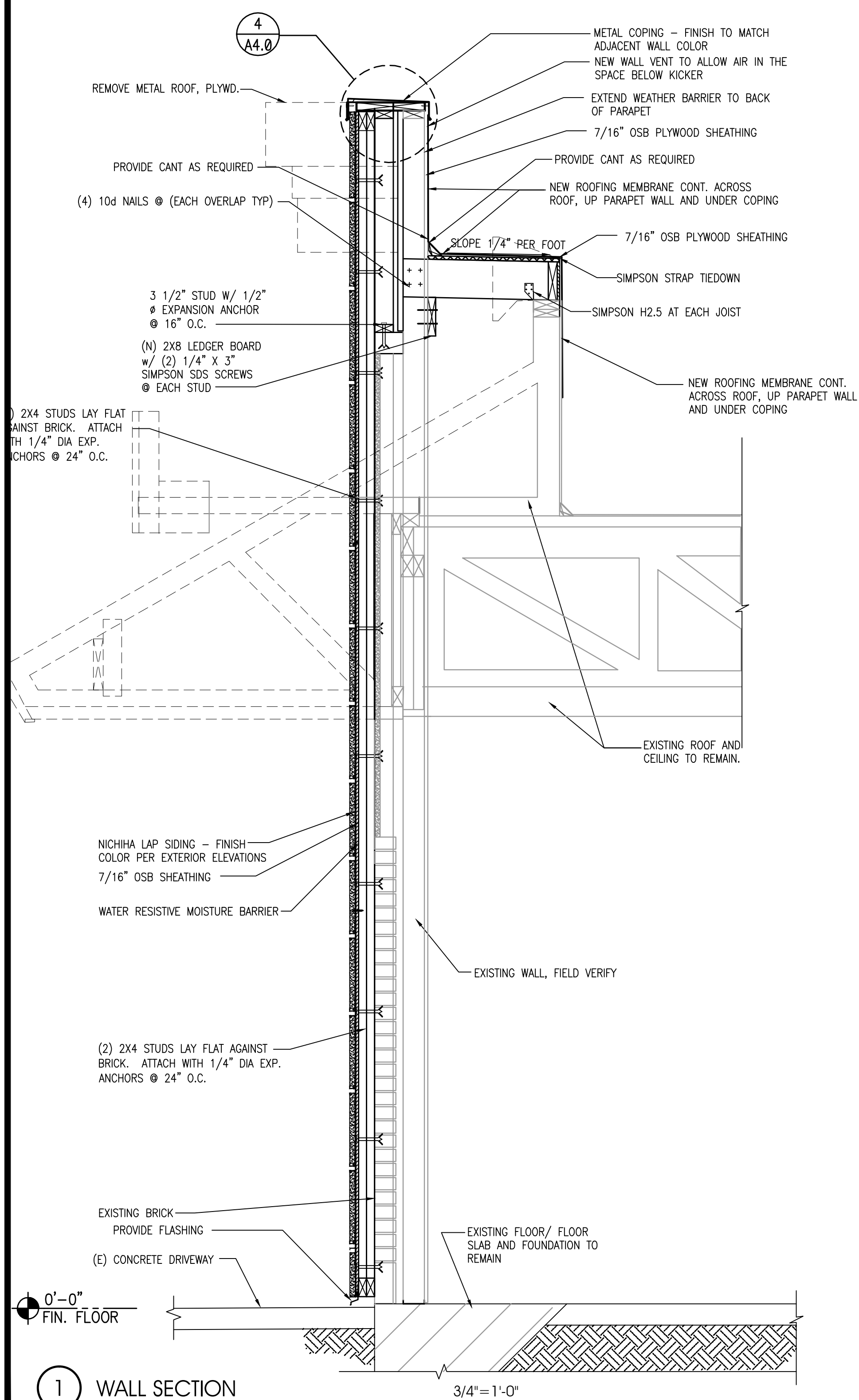
PROJECT NO: 002015.0270
DATE: 11.05.15

A4.0
WALL SECTIONS

CHECKED: LL DRAWN: HP

INTERPLAN LLC. RESERVES COPYRIGHT & OTHER RIGHTS RESTRICTING THESE DOCUMENTS TO THE ORIGINAL SITE OR PURPOSE FOR WHICH THEY WERE PREPARED. REPRODUCTIONS, CHANGES OR ASSIGNMENTS ARE PROHIBITED. COPYRIGHT © 2015

SEAL:



1 WALL SECTION

| NO. | DATE | REVISIONS |
|----------|------|------------------|
| 11.05.15 | | ISSUE FOR PERMIT |
| 11.05.15 | | ISSUE FOR BID |

RESTAURANT FOR:
TOMS King
335 COMMERCE DRIVE
CRYSTAL LAKE, IL 60014
815-444-2008
BURGER KING CORPORATION

BURGER KING REMODEL
BK9830
600 S. HIGH STREET
CORTLAND, OH

PROJECT NO: 002015.0270
DATE: 11.05.15

A4.1
WALL SECTIONS

CHECKED: LL DRAWN: HP

INTERPLAN LLC. RESERVES COPYRIGHT & OTHER RIGHTS RESTRICTING THESE DOCUMENTS TO THE ORIGINAL SITE OR PURPOSE FOR WHICH THEY WERE PREPARED. REPRODUCTIONS, CHANGES OR ASSIGNMENTS ARE PROHIBITED.

DOOR
OPENING: 4'-0"x7'-0"x1 3/4" MD x MF
MATERIAL: HOLLOW METAL
FINISH: PAINT - REFER TO SHEET A-2

FRAME
MATERIAL: HOLLOW METAL
FINISH: PAINT - REFER TO SHEET A-2

HARDWARE
DOOR TO RECEIVE:
REINF. PIVOT: 1 EACH HAGER 253 x 2C x HAND REQUIRED
HINGES: 4 EACH HAGER: BB1168 4 1/2" x 4 1/2" x USP x NRP
EXIT DEVICE: 1 EACH VON DUPRIN 22EO x 689 (DOOR #3)
CLOSER: 1 EACH LCN 4115 H-CUSH x 1B x 689
VIEWER: 1 EACH ROCKWOOD 622 x 628
KICKPLATES: 1 EACH HAGER 1935 10"x2" LDW 628 (INSTALL W/FLAT HEAD PHILLIPS HEAD SCREWS)
THRESHOLD: 1 EACH NATIONAL GUARD 325 x 48" x AL
DOOR SWEEP: 1 EACH NATIONAL GUARD 200NA x 48"
WEATHERSTRIP: 1 SET NATIONAL GUARD 160SA 1048" x 2084"
DOOR 4: MATCH LOCKSET/TRIM OF DOOR #4
PROVIDE 8"x16" W LOUVER AT BOTTOM OF DOOR

DOOR
SCALE: 1/4" = 1'-0"

1 DOOR SPECIFICATIONS AS NOTED

DOOR
OPENING: 3'-0"x6'-8"x1 3/4" MD x MF
MATERIAL: SOLID CORE HPL
FINISH: REFERENCE ID SHEETS

FRAME
MATERIAL: ALUMINUM
FINISH: REFERENCE ID SHEETS

REMARKS
SIGN PACKAGE: 1 "SENTLEMEN" AND CORRESPONDING SIGNAGE IN GRADE TWO BRAILLE PER ADA REQUIREMENTS. SIGNS FURNISHED BY DECOR SUPPLIER. SIGNS INSTALLED BY GENERAL CONTRACTOR PER ADA REQUIREMENTS.
AS AN OPTION IN LIEU OF SOLID CORE DOORS AND HOLLOW METAL FRAMES, PROVIDE MARLITE HPL DOORS WITH ALUMINUM FRAMES (REF. ID SHEETS FOR COLOR)
** DELETE IF MULTIPLE OCCUPANCY RESTROOM
***OPTIONAL SANITGRASP #SG-101

HARDWARE
EACH DOOR TO RECEIVE:
HINGES: 3 EACH HAGER: BB1279 4 1/2" x 4 1/2" x 652
LOCKSET: ** 1 EACH FALCON: D271 X 626
CLOSER: 1 EACH LCN 1461 X 689
PUSH PLATE: 1 EACH HAGER 305 4x16 628
PULL PLATE:*** 1 EACH HAGER 1332 4x16 628
FLOOR STOP: 1 EACH HAGER 241F x US269
KICKPLATES: 2 EACH HAGER 1935 10"x2" LDW 628 (INSTALL W/FLAT HEAD PHILLIPS HEAD SCREWS)
3 EACH HAGER 307D RBR

NOTE:
UNDERCUT DOOR 1" FOR AIR FLOW WHEN HVAC SUPPLY NOT PROVIDED. (REF. SHEET M-1)

DOOR
SCALE: 1/4" = 1'-0"

DOOR FRAME
SCALE: 1/4" = 1'-0"

3 ACCESSIBLE THRESHOLD REQUIREMENTS 1'-0"=1'-0"

***PROVIDE ADA SILLS @ DOORS.

***VERIFY ALL DIMENSIONS IN FIELD. ***PROVIDE ADA SILLS

| Specified Products and Approved Equals | | | | | | |
|---|----------------|----------------------|--------------------|--------------|----------------|-------------|
| Hinges - Provide features, functions, size, and finish as shown in hardware sets. | | | | | | |
| Hager | BB1279 | BB1168 | 253 | | | |
| McKinney | TA2714 | T4A3786 | | | | |
| Bommer | BB5000 | BB5004 | | | | |
| Locks - Provide features, functions, and finish as shown in hardware sets. | | | | | | |
| Falcon - Deadlock | D271 | | NO SUBSTITUTION | | | |
| Schlage | AL53PD | AL40S | | | | |
| Yale | AU5307LN | AU5302LN | | | | |
| Falcon | B511D | B301D | | | | |
| Exit Device - Provide features, functions, and finish as shown in hardware sets. | | | | | | |
| VonDuprin | 22 EO | | | | | |
| Yale | 2100 EO | | | | | |
| Sargent | 3828 EO | | | | | |
| Closers - Provide features, functions, and finish as shown in hardware sets. | | | | | | |
| LCN | 1461 | 4115 H-CUSH | | | | |
| Yale | 3301 | 4425T / 4421T | | | | |
| Dorma | 8616 | 8916 DST / 8956 DST | | | | |
| Push/Pull, KP, Stops, Etc - Provide features, functions, size, and finish as shown in hardware sets. | | | | | | |
| Hager | Kickplt 193S | Pull Plt H33E | Push Plt. 30S | FI Stop 241F | Wall Stop 236W | Viewer 1756 |
| Rockwood | K 1050 B3E | BF106 x 70C | 70C | 441CU | 409 | 622 |
| Trimco | KOO50 | 1017-3 x 2 1/2 Proj. | 1001-3 | 1211 | 1270WV | 976U |
| Weatherstripping, Thresholds, Etc. - Provide features, size, and finish as shown in hardware sets. | | | | | | |
| National Guard | Threshold 325A | Sweep 200NA | Weatherstrip 160SA | | | |
| Pemko | 229A | 315CN | 303AS | | | |
| Zero | 1675A | 39A | 99A | | | |

EXTERIOR

A HEAD DETAIL
SCALE: 3" = 1'-0"

INTERIOR

D HEAD DETAIL
SCALE: 3" = 1'-0"

B JAMB DETAIL
SCALE: 3" = 1'-0"

E JAMB DETAIL
SCALE: 3" = 1'-0"

D THRESHOLD
SCALE: 3" = 1'-0"

C THRESHOLD
SCALE: 3" = 1'-0"

F THRESHOLD
SCALE: 3" = 1'-0"

3 HEAD, JAMB, AND THRESHOLD DETAILS AS NOTED

11.05.15 ISSUE FOR PERMIT
11.05.15 ISSUE FOR BID
DATE REMARKS

REVISIONS

RESTAURANT FOR:
TOMS King
335 COMMERCE DRIVE
CRYSTAL LAKE, IL 60014
815-444-2008
BURGER KING CORPORATION

BURGER KING REMODEL

BK9830
600 S. HIGH STREET
CORTLAND, OH

PROJECT NO: 002015.0270
DATE: 11.05.15

A7.0
DOOR AND WINDOW
SCHEDULE AND DETAILS
CHECKED: LL DRAWN: HP

INTERPLAN LLC. RESERVES COPYRIGHT & OTHER RIGHTS RESTRICTING THESE DOCUMENTS TO THE ORIGINAL SITE OR PURPOSE FOR WHICH THEY WERE PREPARED. REPRODUCTIONS, CHANGES OR ASSIGNMENTS ARE PROHIBITED. COPYRIGHT © 2015

SEAL:

| GARDEN GRILL EXTERIOR MATERIALS & FINISH SCHEDULE | | | | | | | | |
|---|---|--|---------------------------------|---|--|------------------------|---|---|
| 9.28.2015 | | | | | | | | |
| CODE | MATERIAL | LOCATION | MANUFACTURER | DESCRIPTION | | ADDITIONAL INFORMATION | | |
| | | | | PRODUCT | COLOR | | | |
| | | | | | DIMENSION | | | |
| EB-1G | EXTERIOR BRICK | GENERAL | PINE HALL BRICK | FACE BRICK | OLD IRVINGTON O/S | | CONTACT: THERESA BEANE (800) 334-8689 TBEANE@PINEHALLBRICK.COM NOTE: USE WITH EGR-3G | |
| ECT-1G | EXTERIOR CERAMIC TILE | ACCENT AT BUILDING FRONT | GRANITE FIANDRE/ EUROWEST | SENSIBLE STONE ED5052 (USE EGR-4G) | RED NATURAL STACKED BOND PATTERN | 12" X 24" | CONTACT: JAN DETER AT EUROWEST (714) 309-9551 JOY KLEIN (813) 334-3302 jklein@transceramica.com | |
| EF-1G | EXTERIOR FINISH - STUCCO, STO, FIBER CEMENT SIDING PANELS | GENERAL | STO OR APPROVED EQUAL | STO POWERWALL STUCCO SYSTEM TEXTURE: FINE SAND OR STO THERM CI EIFS SYSTEMS | COLOR TO MATCH EP-2G "TAUPE TONE" | | CONTACT: TIM SALERNO AT STO CORP 407-466-5371 | |
| EF-5G | | | NICHIHA FIBER CEMENT | NICHIHA ARCHITECTURAL BLOCK LARGE | COLOR TO MATCH EP-2G "TAUPE TONE" | | CONTACT: ANDREW BRIGGS 770-805-9466 or 866-424-44211 EMAIL: abriggs@nichiha.com INSTALL PER MANUFACTURER'S | |
| EF-9G | EXTERIOR FINISH FIBER CEMENT | EXTERIOR SIGN ARCHONS | NICHIHA FIBER CEMENT | STO POWERWALL STUCCO SYSTEM TEXTURE: FINE SAND | COLOR TO MATCH EP-7G "CUSTOM GRENADINE" | | CONTACT: TIM SALERNO AT STO CORP 407-466-5371 | |
| TR-1G | ALUMINUM TRIMS | | | VINTAGE WOOD EF762 | CEDAR | 18" X 10' | CONTACT: ANDREW BRIGGS 770-805-9466 or 866-424-44211. EMAIL: abriggs@nichiha.com INSTALL PER MANUFACTURER'S | |
| EP-2G | EXTERIOR PAINT | EXTERIOR GENERAL ABOVE WAINSCOT | PPG | PRIMER: 17-921 PAINT: 6-2045XI EXTERIOR SPEEDHIDE SATIN | TAUPE TONE | | Contact: RICK GARLIN, PPG CORPORATE NATIONAL ACCOUNTS MANAGER phone: (317) 318-5800 email: garlin@ppg.com | |
| EP-4G | EXTERIOR PAINT | EXTERIOR WAINSCOT | | PRIMER: 17-921 PAINT: 6-2045XI EXTERIOR SPEEDHIDE SATIN | MONTERREY CLIFFS | | | |
| EP-6G | EXTERIOR PAINT | EXTERIOR ACCENT (For Metal Substrates Only) | | PRIMER: 17-921 PAINT: 6-2045XI EXTERIOR SPEEDHIDE SATIN | BURGER KING SILVER | | NOTE: NOT FOR USE ON ROOFS FOR REMODELING. SEE EP-6AG & EP-6BG | |
| EP-6AG | EXTERIOR PAINT | EXISTING MANSARD ROOFS, SHINGLES & BARREL TILE | | PRIMER: 17-921 PAINT: 6-2045XI EXTERIOR SPEEDHIDE SATIN | GRIMMY'S GREY | | NOTE: FOR REMODELS ONLY | |
| EP-6BG | EXTERIOR PAINT | EXISTING STANDING SEAM METAL ROOF | | PRIMER: 17-921 PAINT: 6-2045XI EXTERIOR SPEEDHIDE SATIN | MARCH WIND | | NOTE: FOR REMODELS ONLY | |
| EP-7G | EXTERIOR PAINT | EXTERIOR ACCENT | | PRIMER: 17-921 PAINT: 6-2045XI EXTERIOR SPEEDHIDE SATIN | CUSTOM GRENADINE | | | |
| EP-8G | EXTERIOR PAINT | METAL COPING AT ARCHON TOWERS | | PRIMER: 17-921 PAINT: 6-2045XI EXTERIOR SPEEDHIDE SATIN | CEDAR | | | |
| EXT-G | EXTERIOR PAINT | POLES & SIGNS | | PRIMER: 17-921 PAINT: 6-2045XI EXTERIOR SPEEDHIDE SATIN | BLACK | | | |
| EGR-3G | GROUT | WAINSCOT BRICK | | MAPEI | #5 CHAMOIS (USE WITH EB-1G) | #5 CHAMOIS | | |
| EGR-4G | GROUT | CERAMIC TILE | | CUSTOM BUILDING PRODUCTS | POLYBLEND SANDED | #335 WINTER GRAY | | NOTE: USE WITH ECT-1 ON EXTERIOR FINISH SCHEDULE |
| MC-1G | METAL COPING | TOP OF LIGHT BAND WALL CAP | W.P. HICKMAN SYSTEMS, INC. | PERMA SNAP PLUS | A-30 SILVERSMITH | | CONTACT: W.P. HICKMAN COMPANY (828)676-1700 WWW.WPH.COM | |
| MC-2G | METAL COPING | BELOW LIGHT BAND | | | FACTORY FINISH TO MATCH EP-2G (TAUPE TONE) COPING TO BE PAINTED EP-8G (CEDAR) | | | |
| MC-3G | METAL COPING | ABOVE EXTERIOR SIGN ARCHONS | | | COLOR: CLEAR ANODIZED | | | |
| MP-3G | METAL CANOPY | ABOVE DOORS | *SEE APPROVED CANOPY SUPPLIERS | CUSTOM METAL CANOPY | | *SEE PLANS | | |
| MP-4G | METAL AWNING / SSM ROOFING | ABOVE WINDOWS / MANSARD ROOFING | FIRESTONE | STANDING SEAM METAL ROOF UC-4 PROFILE | SILVER METALLIC SR | *SEE PLANS | CONTACT: BRENNIA ROMANI (317) 816-3206 OR (763) 587-1852 | |
| | | | METAL PRODUCTS BERRIDGE ROOFING | STANDING SEAM METAL ROOF CEE-LOCK | PREMIUM METALLIC - ZINC COTE | *SEE PLANS | CONTACT: TYLER HALL (210) 650-7047 | |
| | | | METAL PRODUCTS | | | | | |

| NO | DATE | REMARKS |
|----------|----------|------------------|
| 11.05.15 | 11.05.15 | ISSUE FOR PERMIT |
| | | ISSUE FOR BID |

REVISIONS

RESTAURANT FOR:
TOMS King
335 COMMERCE DRIVE
CRYSTAL LAKE, IL 60014
815-444-2006
BURGER KING CORPORATION

BURGER KING REMODEL
BK9830
600 S. HIGH STREET
CORTLAND, OH

PROJECT NO: 002015.0270
DATE: 11.05.15

A8.0
EXTERIOR FINISH SCHEDULE

CHECKED: LL DRAWN: HP

NOTE: NOT ALL FINISHES WILL NECESSARILY BE USED.

INTERPLAN LLC. RESERVES COPYRIGHT & OTHER RIGHTS RESTRICTING THESE DOCUMENTS TO THE ORIGINAL SITE OR PURPOSE FOR WHICH THEY WERE PREPARED. REPRODUCTIONS, CHANGES OR ASSIGNMENTS ARE PROHIBITED. COPYRIGHT © 2015

SEAL:

DIRECTORY OF MANUFACTURERS AND SUPPLIERS

THIS LIST IS INTENDED TO ASSIST THE CONTRACTOR IN SOURCING BUILDING MATERIALS AND PRODUCTS. IN MANY CASES APPROVED BURGER KING MATERIALS AND PRODUCTS MAY BE PURCHASED DIRECTLY FROM THESE SOURCES AT A NATIONAL ACCOUNTS PRICE FOR A COMPLETE LISTING OF APPROVED MANUFACTURERS, SEE PLANS AND SPECIFICATIONS + VISIT RSI'S eREDBOOK

| DIVISION 4 - MASONRY | | DIVISION 9 - FINISHES | | DIVISION 15 - MECHANICAL | | SIGN, EQUIPMENT, PLAYGROUND AND DECOR | | | | | | | | |
|--|---|--|---|---|--|--|---|--|---|--|--|--|--|---|
| <p>-A-ME BRICK CO. (FACE BRICK) P.O. BOX 425 FT. WORTH, TX. 76101-8425 713-881-4851 800-792-1234 (IN TEXAS)</p> <p>-BELDEN BRICK CO. (FACE BRICK) 700 WEST TUSCARAWAS CANTON, OH. 44782 338-456-8831</p> | <p>-TRI-STATE BRICK & BLOCK, LLC. (TEXTURED BLOCK) 412 EAST ST. CATHERINE ST. LOUISVILLE, KY. 40283 502-587-7971</p> <p>-GLEN GERY BRICK (FACE BRICK) P.O. BOX 7001 WYOMISSING, PA. 19610-6001 610-374-4011</p> | <p>-INTERCERAMIC TILE COMPANY (FLOOR AND WALL TILE) 2333 SOUTH JUPITER ROAD GARLAND, TX. 75041 JEFF WELLS - NATIONAL ACCOUNTS 817-351-2178 jwells@interceramic.com www.interceramic.com</p> <p>-DAL-TILE (FLOOR TILE) 1787 OLD OKEECHOBEE ROAD WEST PALM BEACH, FL. 33489 VIVIAN TROUT 561-848-3675</p> <p>-SHERWIN WILLIAMS/DURON (PAINTS, COATINGS) 5790 HOFFER AVENUE, SUITE 501 ORLANDO, FL. 32822 407-658-6280 (NATIONAL ACCTS. - LONN ROSELL)</p> <p>-GRANITE-FIANDRE (FLOOR TILE) 1159 BRYN MAWR ITASCA, IL. 60143 JANI DEGER: 714-390-9551 jdeger@eurowest.com</p> <p>-QUARRY TILE CO. (CERAMIC TILE) 589-536-2812 778-885-0466 OR 404-538-1261 cto@nichih.com</p> | <p>-D.J. PAINTING 789 LANDIS AVE. BRIDGEVIEW, NJ. 08302 DAN WHER: 609-685-8562 dan@djpainting.com</p> <p>-UNIVERSAL MANUFACTURING (F.R.P.) 5360 CRESTVIEW RD. MEMPHIS, TN. 38134 901-458-5881 EXT. 105 800-821-1414 EXT. 105 972-719-5800</p> <p>-KEMITE (F.R.P.) JOULET, IL 800-435-0080</p> <p>-WEATHER BARRIER, INC. (PAINT, COATINGS) 901 WASHINGTON ST. CONSHOHOCKEN, PA. 19428 800-843-9800 EXT. 302</p> <p>-CERTA PRO PAINTERS (PAINT, COATINGS, NAT'L ACCT APPLICATOR) ROB PETERSON - RUB CONTRACTING: 800-591-6800 RPeterson@RUBContracting.net</p> <p>-ICI PAINTS - HOE (PAINT, COATINGS) 15885 WEST SPRAGUE RD. STRONGSVILLE, OH. 44136 RICK GARLIN 800-423-2888</p> <p>-INTERSTATE PAINTING LLC. (PAINT, COATINGS) 1759 BLACK OAK ROAD WILLIAMSTOWN, NJ. 08094 DAREN LAVIN: 556-625-4476 www.interstatepaintingonline.com</p> <p>-OWENS CORNING (STONE EXTERIOR FINISH) 1 OWENS CORNING PARKWAY TOLEDO, OH. 43684 PATRICK LEACH 407-408-5477 PATRICK.LEACH@OWENSCORNING.COM</p> <p>-LATIURETE (GROUT) ONE LATIURETE PARK NORTH BETHANY, ST. 06524-3423 DAVID MYERS 800-243-4788 203-376-8113 dameyers@latiurete.com www.latiurete.com</p> | <p>-RHEEM/RIUD (WATER HEATERS) 3871 TURKEYFOOT ROAD ERLANGER, KY. 41018 RICK JORDON: 800-546-1513 EXT. 3687 513-793-3280</p> <p>-A.O. SMITH (WATER HEATERS) 800 E. JOHN CARPENTER FREEWAY SUITE 208 IRVING, TX. 75062 800-447-1953 972-719-5800</p> <p>-PALOMA (WATER HEATERS - CONDON CO.) 2916 S. FOX ENGLEWOOD, CO. 80110 800-873-3587</p> <p>-PALOMA (WATER HEATERS - CONDON CO.) 1183 N. 36th STREET SEATTLE, WA. 98103 800-824-7337</p> <p>-CARRIER CORPORATION (AIR CONDITIONING) 6304 CARRIER PARKWAY SYRACUSE, NY. 13221 DEBORAH ROY-JONES 315-432-7941 800-698-1886</p> <p>-TRANE (AIR CONDITIONING UNITS, RTU's/SPLIT SYSTEMS CONTROLS) 2884 CORPORATE WAY MIRAMAR, FL. 33025 GORMAN RASMUSSEN 954-499-2290</p> <p>-RUETZ (AIR CONDITIONING) 2550 CORPORATE EXCHANGE DR. #200 COLUMBUS, OH. 43231 800-872-6330</p> <p>-AMERICAN STANDARD (TOILET, URINAL, FAUCETS) 1 CENTENNIAL AVE. PISCATAWAY, NJ. 08855 RAY MYRABO: 800-797-0959 800-286-3400 EXT. 209 www.HDSupply.com</p> <p>-EVERPURE, INC. (WATER FILTERS) 3691 COMMERCIAL AVENUE NORTHBROOK, IL. 60062 800-227-5432 847-291-7674</p> | <p>-PENNBARRY VENTILATOR, INC. (ROOFTOP EXHAUST FANS) 1401 NORTH PLANO ROAD RICHARDSON, TX. 75081 972-487-8456</p> <p>-SELECTO SCIENTIFIC, INC. (WATER FILTERS) 5933 PEACHTREE IND. BLVD. SUITE B NORCROSS, GA. 30092 900-635-4017 770-448-2433</p> <p>-ANSUL (FIRE PROTECTION SYSTEMS) ONE STANTON STREET MARIETTE, WI. 54143-2542 800-862-6785 863-685-6339</p> <p>-N.C.A. NATIONAL HVAC PRODUCTS, LLC. (AIR CONDITIONING - FULL SERVICE) 4585 148 AVENUE NORTH CLEARWATER, FL. 33762 877-538-0878</p> <p>-LOREN COOK COMPANY (EXHAUST FANS) 2015 E. DALE SPRINGFIELD, MISSOURI 65803-4637 417-869-6474</p> <p>-NORTIZ AMERICA CORPORATION (HOT WATER HEATERS) 25172 ARCTIC OCEAN DR. SUITE 102 LAKE FOREST, CA. 92630 www.nortiz.com</p> <p>-AMEREX CORPORATION (FIRE PROTECTION SYSTEMS) 7595 GADSDEN HIGHWAY TRUSSVILLE, ALABAMA 35173-0081 205-655-3271 www.amerex-fire.com</p> <p>-HD SUPPLY (TOILETS, URINALS, FAUCETS) 1492 NORTH TECH BLVD. TULSA, OK. 74145 LARRY WARD OR JOHN FITZWILSON: 800-634-4859 OR 918-622-4978 www.HDSupply.com</p> <p>-FRANKE (KITCHEN EQUIPMENT, SMALLWARES) 800 AVIATION PARKWAY SMYRNA, TN. 37167 PETER DIAZ: 651-488-9422</p> <p>-QUALSERV (KITCHEN EQUIPMENT, SMALLWARES) 7408 SOUTH 28th STREET FORT SMITH, AR. 72308 DAVID KENSINGER: 803-776-2658 800-368-3774</p> <p>-H & K INTERNATIONAL (KITCHEN EQUIPMENT, SMALLWARES) 1343 SOUTH HENDERSON AVE DALLAS, TX. 75223 HEATHER VALVERDE: 214-818-3521 800-788-2445</p> <p>-INTERNATIONAL COLD STORAGE (ICS) (WALK-IN COOLERS / FREEZERS, DRY STORAGE COMPARTMENTS) 215 EAST 13th STREET ANDOVER, KS. 67802 DAVE KONECNY: 800-835-8001 316-218-4135</p> <p>-HM ELECTRONICS, INC. (HME) (DRIVE-THRU WIRELESS INTERCOMS, DRIVE-THRU SPEED OF SERVICE TIMERS, DIGITAL SURVEILLANCE SYSTEMS.) 14110 STOWE DRIVE POWAY, CA. 92064 LISA JOKINEN: 800-848-4468</p> <p>-SENSOMATIC/ADT SECURITY SERVICES (BURGLAR ALARMS, CCTV, ACCESS CONTROL, AND FIRE ALARMS) ONE TOWN CENTER ROAD BOCA RATON, FL. 33486 KERIANN WORLEY 954-590-3083</p> <p>-SUNCOAST ENVIRONMENTAL CONTROLS, INC. (ELECTRICAL SWITCH GEAR) 8655 15th AVENUE NORTH LARGO, FL. 34643 877-544-6679</p> <p>-N.C.A. NATIONAL HVAC PRODUCTS, LLC. (MASTER CONTROL SYSTEM) 4585 148 AVENUE NORTH CLEARWATER, FL. 33762 877-538-0878</p> <p>-HILL PHOENIX POWER SYSTEMS DIVISION (FACTORY INTEGRATED SWITCH GEAR) 2850 EAST PARK DRIVE CONYERS, GA. 30013 PRICING: 770-285-3251 edpburgerking@hillphoenix.com</p> | <p>-L.S.I. (MENU BOARDS) 3871 TURKEYFOOT ROAD ERLANGER, KY. 41018 RICK JORDON: 800-546-1513 EXT. 3687 513-793-3280</p> <p>-FEDERAL HEALTH SIGN CO. (SIGNS) 3085 TAMPA ROAD OLDSMAR, FL. 34677 FIONA PAUL: 813-855-4415 800-284-3284 EXT. 19</p> <p>-CLIMMINGS SIGNS, INC. (SIGNS) 15 CENTURY BLVD. SUITE 200 NASHVILLE, TN. 37214 ANN BAKER: 800-489-7448 EXT. 358</p> <p>-ENTERA SIGNS (AWNINGS, CANOPIES & SIGNS) 1200 ENTERA DRIVE PANAMA CITY, FL. 32401 JOHN COLLINS: 904-732-0078</p> <p>-SIGNSOURCE (EXTERIOR ILLUMINATED SIGNAGE) 6135 DISTRICT BLVD. MAYWOOD, CA. 98278 MICHAEL EHRENBERGER 323-216-8884</p> <p>-ALLEN INDUSTRIES, INC. (SIGNAGE) 4100 SHERATON COURT GREENSBORO, NC. 27410 BETTY SWAN: 888-294-2007 EXT. 3104 www.norlitz.com</p> <p>-NORTHWEST SIGN INDUSTRIES (SIGNS) 360 CRIDER AVE. WOODSTOWN, NJ. 08057 MANISH JAINSHANI 856-802-1677</p> <p>-LEKTRON INC. (PARAPET LIGHT BUNDLES) 7458 E. 46th PL. TULSA, OK. 74145 LARRY WARD OR JOHN FITZWILSON: 800-634-4859 OR 918-622-4978</p> <p>-FRANKE (KITCHEN EQUIPMENT, SMALLWARES) 800 AVIATION PARKWAY SMYRNA, TN. 37167 PETER DIAZ: 651-488-9422</p> <p>-QUALSERV (SHAKE MACHINE, FROZEN BEVERAGE MACHINE) 1788 NORTH COMMERCE PKWY WESTON, FL. 33326 RAUL PIEDRA: 954-217-9100 EXT. 122 800-940-4848 EXT. 122</p> <p>-H & K INTERNATIONAL (KITCHEN EQUIPMENT, SMALLWARES) 1343 SOUTH HENDERSON AVE DALLAS, TX. 75223 HEATHER VALVERDE: 214-818-3521 800-788-2445</p> <p>-INTERNATIONAL COLD STORAGE (ICS) (WALK-IN COOLERS / FREEZERS, DRY STORAGE COMPARTMENTS) 215 EAST 13th STREET ANDOVER, KS. 67802 DAVE KONECNY: 800-835-8001 316-218-4135</p> <p>-HM ELECTRONICS, INC. (HME) (DRIVE-THRU WIRELESS INTERCOMS, DRIVE-THRU SPEED OF SERVICE TIMERS, DIGITAL SURVEILLANCE SYSTEMS.) 14110 STOWE DRIVE POWAY, CA. 92064 LISA JOKINEN: 800-848-4468</p> <p>-3M COMMERCIAL CARE DIVISION - FOOD SERVICE BUSINESS (DRIVE-THRU COMMUNICATION PRODUCTS, MAINTENANCE PRODUCTS, WAPPING AND TRACTION PRODUCTS, MONITOR STRIPS, TAPES AND DISPENSERS, LAMINATING SYSTEMS) 3M CENTER BLDG. 223-2N-29 ST. PAUL, MN. 55144-1000 651-737-8792 LILLIA TASHUK GENERAL PRODUCTS 800-688-4596</p> <p>-TEXAS DIGITAL SYSTEMS, INC. (ORDER/PRICE CONFIRMATION DISPLAYS) 400 TECHNOLOGY PARKWAY COLLEGE STATION, TX. 77845 DAVID MCDONALD: 979-893-9378 800-468-3831</p> | <p>-INTEGRATED CONTROL CORP. (KITCHEN MINDER) 748 PARK AVENUE HUNTINGTON, NY. 11743 ROBERTA SALENKO: 631-673-5100 OR 877-422-8788</p> <p>-DUKE MANUFACTURING (PRODUCT HOLDING UNITS) 2305 NORTH BROADWAY ST. LOUIS MO. 63102 BILL ROSE 314-231-1130 EXR. 355 800-735-3853</p> <p>-FRYMASTER CORPORATION (FRYERS) 9995 SW 72nd STREET SUITE 108 MIAMI, FL. 33173 RICK GARCIA: 305-271-5035 800-221-4583</p> <p>-GAYLORD INDUSTRIES (HOODS) 10900 SOUTH AVERY STREET TUALATIN, OR. 97062 503-691-2010 800-947-9040</p> <p>-HALTON COMAFNY (HOODS) 101 INDUSTRIAL DRIVE SCOTTSDALE, KY. 42164 JEFF HILBER: 800-565-2881 EXT. 4479</p> <p>-LANGER (DRINK DISPENSERS) 6555 LANCER BLVD. SAN ANTONIO, TX. 78219 TOM BRIGHTWELL: 770-331-7808 800-729-1500 EXT. 7255</p> <p>-NECO CORPORATION (BROILERS) 7950 CAMERON DRIVE WINDSOR, CA. 95492 EDWARD BAKER SR. 707-284-7100 800-821-2141</p> <p>-PITCO (FRYERS) 10 FERRY STREET CONCORD, NH. 03301 MARK MCABE: 603-238-5563 800-258-3786</p> <p>-TAYLOR COMPANY (SHAKE MACHINE, FROZEN BEVERAGE MACHINE) 1788 NORTH COMMERCE PKWY WESTON, FL. 33326 RAUL PIEDRA: 954-217-9100 EXT. 122 800-940-4848 EXT. 122</p> <p>-KOZ PLAY INC. (KIDSPACE) (PLAYGROUND MANUFACTURER) 55 SANFORD FLEMING DR. COLLINGWOOD, ONTARIO CANADA L9Y 4B2 ROB BUTLER: 800-668-0206 EXT. 223</p> <p>-PLAY SYSTEMS (DIV. OF SUPERIOR INT. INDUSTRIES, INC.) (PLAYGROUND MANUFACTURER) 1050 COLUMBIA DR. CARROLLTON, GA. 30717 DAVID HYAMS: 800-327-8774</p> <p>-SPI INDUSTRIES (PLAYGROUND MANUFACTURER) BOX 100, R.R. #2, JOINT ST. SHALLOW LAKE ON, N0H 2K0 CANADA ROB WALKER: 519-935-3543 EXT. 243 dcoad@spiplay.com</p> <p>-SOFT PLAY, LLC. (PLAYGROUND MANUFACTURER) (SAFETY SURFACING) (NON-CONTAINED PLAY EQUIPMENT) 13620 EAST REESE BLVD. SUITE 300 HUNTERSVILLE, NC. 28078 KEN SCHAEFER: 800-782-7529 704-948-3448 kens@softplay.com</p> <p>-SOFT PLAY EUROPE USA - 705-875-8550 INTERNATIONAL EXCEPT EUROPE 704-875-8550 EUROPE 011324384668</p> | <p>-CHARTER HOUSE INC. (SEATING & DECOR) 500 EAST 8th STREET, SUITE 1000 HOLLAND, MI. 49423 BARB ZILM: 800-314-7859 317-774-8880</p> <p>-SEATING CONCEPTS (SEATING & DECOR) 125 CONNELL STREET ROCKDALE, IL. 60436 BILLY OVERTON: 815-738-7880</p> <p>-FCC COMMERCIAL FURNITURE (DECOR) 8452 OLD HWY. 99 NORTH ROSEBURG, OR. 97470 VIRGIL OSBORNE: 541-673-3351 800-322-7328</p> <p>-CASABLANCA DESIGN GROUP (DECOR) 811 PICKENS INDUSTRIAL DRIVE MARIETTA, GA. 30028 COLLEEN SMITH: 770-672-6010 COLLEEN.SMITH@CDG.COM</p> <p>-FACILITY CONCEPTS, INC (DECOR) 7576 ZIONSVILLE ROAD INDIANAPOLIS, IN. 46268 CALVIN DURR: 800-915-8898 EXT. 303 COURR@FACILITY-CONCEPTS.COM</p> <p>-INTERIOR SYSTEMS, INC (DECOR) 241 NORTH BROADWAY, SUITE 600 MILWAUKEE, WI. 53202 JIM ZIELINSKI: 414-232-3582 JZIELINSKI@AMERICA.COM</p> <p>-RESTAURANT INTERIORS, INC. (DECOR ITEMS EXCEPT FURNITURE AND DIVIDER WALLS) MOUNTAIN CITY BUSINESS PARK 270 CONFEDERATE AVENUE JASPER, GA. 30143 STEVE BOUREAU 706-253-4755 STEVE@RESTAURANTINTERIORSINC.US</p> <p>-ARMSTRONG STRATEGIC ACCOUNTS (AXIOM DECOR CEILING ELEMENTS) 2590 COLUMBIA AVENUE LANCASTER, PA. 17604 LOUIS JOHN: 407-687-6768 800-442-4212</p> | | | | | | |
| DIVISION 5 - METALS | | DIVISION 6 - WOOD/PLASTICS | | DIVISION 7 - THERMAL MOISTURE PROTECTION | | DIVISION 8 - DOORS AND WINDOWS | | | | | | | | |
| <p>-ADDISON STEEL (STRUCTURAL STEEL) 7351 OVERLAND ROAD LOCKHART, FL. 32818-3403 407-295-6434</p> | <p>-WRISCO (METAL FASCIA, SOFFITS) 12192 CORPORATION DRIVE DALLAS, TX. 75228 800-627-8848</p> | <p>-JAMES HARDIE BUILDING PRODUCTS, INC. (SIDING, SOFFIT) 1255 LA QUINTA DRIVE SUITE 218 ORLANDO, FL. 32809 800-942-7343</p> | <p>-NICHIIHA FIBER CEMENT (SIDING) 6655 PEACHTREE INDUSTRIAL BLVD SUITE AA NORCROSS, GA. 30092 778-885-0466 OR 404-538-1261 cto@nichih.com</p> | <p>-MONIER ROOF TILE (BARREL TILE) P.O. BOX 5567 ORANGE, CA. 92613-5567 800-366-6437</p> <p>-LIFETILE, INC. (BARREL TILE) P.O. BOX 632 LAKE WALES, FL. 33859 813-676-9465</p> <p>-G.A.F. (FLAT ROOF) 1361 ALPS ROAD WAYNE, NJ. 07470 (201) 628-3600 800-766-3411</p> <p>-BERTRIDGE ROOFING (METAL ROOF) TYLER HALL SAN ANTONIO, TX. 210-650-7047 THALL@bertridge.com</p> | <p>-FIRESTONE METAL PRODUCTS (METAL ROOF) 1001 LUND BOULEVARD ANOKA, MN. 55303 800-426-7737</p> <p>-TAMKO ROOFING PRODUCTS (FLAT ROOFING) P.O. BOX 1404 JOPLIN, MO. 64802 800-841-4691 (417) 624-6644</p> <p>-SCHULLER (FLAT ROOFING) P.O. BOX 5106 DENVER, CO. 80217-5106 800-654-3103</p> <p>-DURO-LAST ROOFING (FLAT ROOFING) 525 MORLEY DRIVE SAGINAW, MI. 48601 JOHN DEAL - 800-248-0280</p> | <p>-ILLINOIS STATE PAINTERS (PAINT, COATINGS, NAT'L ACCT APPLICATOR) 638-904-4888</p> <p>-MARLITE (INTERIORS WALLS, DOORS & RESTROOMS COMPARTMENTS) 282 WARGER STREET DOVER, NH. 44622 800-377-1221 330-364-7561</p> <p>-CORONADO PAINT www.coronadopaint.com 385-428-6461</p> <p>-SUMMIT TILE CO. 330-223-1511</p> | <p>-U.S. ALUMINUM (STOREFRONT) 298 SINGLTON DRIVE WAXAHACHIE, TX. 75165-5094 800-627-6400</p> <p>-KAWNEER CO., INC. (STOREFRONT) P.O. BOX 516 JONESBORO, GA. 30237 770-478-8841</p> <p>-TUBELITE (STOREFRONT) P.O. BOX 116 8208 MACKINAW TRAIL REED CITY, MI. 49677 972-551-8100</p> <p>-VISTAWALL (STOREFRONT) P.O. BOX 629 803 AIRPORT RD. TERRELL, TX. 75160 800-958-4567</p> <p>-QUIKSERV (DRIVE-THRU WINDOWS) 11441 BRITMORE PARK DRIVE HOUSTON, TX. 77041 800-358-8307 713-849-5882</p> <p>-FULGONSON, LLC. (TOUCH FREE DOOR HANDLE) 4236 RHONA LANE CUMMING, GA. 30040 MATT FULDERSON: 404-693-5661 mfulderson@fuldersonllc.com www.sanitgrasp.com</p> <p>-READY ACCESS (DRIVE THRU WINDOWS & AIR CURTAINS) 1815 ARTHUR DRIVE WEST CHICAGO, IL. 60615 KIM MCKIBBIN 630-876-7767 800-621-5045 kim@ready-access.com</p> | <p>-MARLITE (DOOR, ALUMINUM FRAMES) (HOLLOW METAL FRAMES & DOORS, WOOD DOORS-HARDWARE (HINGES, LOCKS, ETC.)) 282 WARGER STREET DOVER, NH. 44622 800-377-1221 330-364-7561</p> <p>-UNIVERSAL MANUFACTURING CO. (HOLLOW METAL FRAMES & DOORS, WOOD DOORS-HARDWARE (HINGES, LOCKS, ETC.)) 5366 CRESTVIEW RD. MEMPHIS, TN. 38134 901-458-5881 EXT. 105 800-821-1414 EXT. 105</p> <p>-ROYAL GLASS (LOGO MID-PANELS) 403 EAST THIRD STREET FENNVILLE, MI. 49408-0308 269-581-8715</p> <p>-MANUAL PAZ (LOGO MID-PANELS) CALIFORNIA 562-863-4481</p> <p>-3M COMMERCIAL CORE DIVISION (WINDOW FILM) 3M CENTER BUILDING 223-2N-29 ELKHORN, WI. JIM WOODWARD: 651-737-8792 MICHELE PISHKO: 651-736-1629</p> <p>-YKK AP AMERICA, INC. (STOREFRONT) 7898 THE BELUFS, SUITE 100 AUSTEL, GA. 30168 WES THORPE: 678-396-6728 WestThorpe@ykk-ami.com www.ykkap.com</p> | <p>-BORRICK PRODUCTS (RESTROOM ACCESSORIES, TOILET PARTITIONS AND HARDWARE) FMP DISTRIBUTORS ROB KEISER 800-257-7737 EXT. 311 *GREEN PRODUCT</p> <p>-AMERICAN STANDARD (RESTROOM ACCESSORIES) (RESTROOM ACCESSORIES) 1 CENTENNIAL AVENUE PISCATAWAY, NJ. 08854 732-988-3234</p> <p>-ZURN INDUSTRIES (PLUMBING FIXTURES) 1801 PITTSBURG AVENUE ERIE, PA. 16502 PAT MCOUILLANE: 877-575-4483</p> <p>-UNI-STRUCTURES, INC. (CANOPIES & AWNINGS) 8540 COBB CENTER DR. KENNESAW, GA. 30152 KRISTIN WATTS: 800-386-9864 EXT. 280 k.watts@unistructures.com</p> <p>-SAN JAMAR (RESTROOM ACCESSORIES & SUPPLIES) 555 KOOPMAN LANE ELKHORN, WI. 800-248-9826 EXT. 113 262-723-6133 EXT. 113 www.sanjamar.com</p> <p>-UNIVERSAL MANUFACTURING (RESTROOM ACCESSORIES) 5366 CRESTVIEW DR. MEMPHIS, TN. 38134 901-458-5881 EXT. 105 800-821-1414 EXT. 105</p> <p>-WORLD DRYER, CO. (HAND DRYERS) 5700 MODERWOTT DR. BERKELEY, IL. 60163 RICK STEFFEN: 708-449-6950</p> | <p>-COLUMBIA VORTEX (HAND DRYERS) 825 GARLAND STREET COLUMBIA, SC. 29201 LISA FITZGERALD: 866-337-7286 EXT. 1138 OR EXT. 1128</p> <p>-ALLEN INDUSTRIES, INC. (AWNINGS) 4100 SHERATON COURT GREENSBORO, NC. 27410 BETSY SWAN 800-294-2887 EXT. 3104 betsy.swan@allenindustries.com</p> <p>-3M SOUND PRODUCTS (DRIVE-THRU SOUND SYSTEM & SATELLITE ANTENNA) 3M CENTER BUILDING 551-1W-01 ST. PAUL, MN. 55144 800-328-0033 612-733-8827</p> <p>-SECURITY PRODUCTS, INC. (REAR DOOR ALARM) 30950 COREAL DRIVE SUITE B COARSDALE, CA. 93614 BOB BARR: 569-462-2710 800-452-5276</p> <p>-N.C.A. NATIONAL HVAC PRODUCTS, LLC. (MASTER CONTROL SYSTEM) 4585 148 AVENUE NORTH CLEARWATER, FL. 33762 877-538-0878</p> <p>-HILL PHOENIX POWER SYSTEMS DIVISION (FACTORY INTEGRATED SWITCH GEAR) 2850 EAST PARK DRIVE CONYERS, GA. 30013 PRICING: 770-285-3251 edpburgerking@hillphoenix.com</p> | <p>-LSI INDUSTRIES INC. (INTERIOR AND EXTERIOR LIGHTING SURVEYS AND PHOTOMETRICS) 10008 ALLIANCE ROAD CINCINNATI, OH. 45242 RON LARIMORE: 800-436-7800 EXT. 3375 513-793-3200</p> <p>-RUUD LIGHTING, INC. (LIGHTING EQUIPMENT, SURVEYS AND PHOTOMETRICS) 215 WASHINGTON AVENUE RACINE, WI. 53406-3772 800-236-7800 EXT. 3129 262-884-3104</p> <p>-3M SOUND PRODUCTS (DRIVE-THRU SOUND SYSTEM & SATELLITE ANTENNA) 3M CENTER BUILDING 551-1W-01 ST. PAUL, MN. 55144 800-328-0033 612-733-8827</p> <p>-SECURITY PRODUCTS, INC. (REAR DOOR ALARM) 30950 COREAL DRIVE SUITE B COARSDALE, CA. 93614 BOB BARR: 569-462-2710 800-452-5276</p> <p>-N.C.A. NATIONAL HVAC PRODUCTS, LLC. (MASTER CONTROL SYSTEM) 4585 148 AVENUE NORTH CLEARWATER, FL. 33762 877-538-0878</p> <p>-HILL PHOENIX POWER SYSTEMS DIVISION (FACTORY INTEGRATED SWITCH GEAR) 2850 EAST PARK DRIVE CONYERS, GA. 30013 PRICING: 770-285-3251 edpburgerking@hillphoenix.com</p> | <p>-SECURITY LIGHTING (EXTERIOR SITE AND BUILDING LIGHTING, SURVEYS AND PHOTOMETRICS) 1015 JOHNSON DRIVE BUFFALO GROVE, IL. 60089 STEVE FRIEDMAN 847-279-0627 800-544-4848</p> <p>-HERMITAGE LIGHTING NAT. ACCOUNTS (INTERIOR AND EXTERIOR LIGHTING, SURVEYS AND PHOTOMETRICS) 3640 TROUSDALE DRIVE NASHVILLE, TN. 37204 WYATT CULVER, JOE LUTTMAN 615-843-3379 800-284-3384</p> <p>-HM ELECTRONICS (DRIVE-THRU SOUND SYSTEM) 14110 STOWE DRIVE POWAY, CA. 92064 LISA JOKINEN: 800-848-4468</p> <p>-SENSOMATIC/ADT SECURITY SERVICES (BURGLAR ALARMS, CCTV, ACCESS CONTROL, AND FIRE ALARMS) ONE TOWN CENTER ROAD BOCA RATON, FL. 33486 KERIANN WORLEY 954-590-3083</p> <p>-SUNCOAST ENVIRONMENTAL CONTROLS, INC. (ELECTRICAL SWITCH GEAR) 8655 15th AVENUE NORTH LARGO, FL. 34643 877-544-6679</p> <p>-ENERGY MANAGEMENT PANEL) 2884 CORPORATE WAY MIRAMAR, FL. 33025 GORMAN RASMUSSEN 954-499-2290</p> | <p>-HI & K INTERNATIONAL (KITCHEN EQUIPMENT, SMALLWARES) 1343 SOUTH HENDERSON AVE DALLAS, TX. 75223 HEATHER VALVERDE: 214-818-3521 800-788-2445</p> <p>-INTERNATIONAL COLD STORAGE (ICS) (WALK-IN COOLERS / FREEZERS, DRY STORAGE COMPARTMENTS) 215 EAST 13th STREET ANDOVER, KS. 67802 DAVE KONECNY: 800-835-8001 316-218-4135</p> <p>-HM ELECTRONICS, INC. (HME) (DRIVE-THRU WIRELESS INTERCOMS, DRIVE-THRU SPEED OF SERVICE TIMERS, DIGITAL SURVEILLANCE SYSTEMS.) 14110 STOWE DRIVE POWAY, CA. 92064 LISA JOKINEN: 800-848-4468</p> <p>-3M COMMERCIAL CARE DIVISION - FOOD SERVICE BUSINESS (DRIVE-THRU COMMUNICATION PRODUCTS, MAINTENANCE PRODUCTS, WAPPING AND TRACTION PRODUCTS, MONITOR STRIPS, TAPES AND DISPENSERS, LAMINATING SYSTEMS) 3M CENTER BLDG. 223-2N-29 ST. PAUL, MN. 55144-1000 651-737-8792 LILLIA TASHUK GENERAL PRODUCTS 800-688-4596</p> <p>-TEXAS DIGITAL SYSTEMS, INC. (ORDER/PRICE CONFIRMATION DISPLAYS) 400 TECHNOLOGY PARKWAY COLLEGE STATION, TX. 77845 DAVID MCDONALD: 979-893-9378 800-468-3831</p> | <p>-MISCELLANEOUS</p> <p>-HAINES, JONES, AND CADBURY (PACKAGE PRICING ON MULTIPLE ITEMS - PLUMBING, TILE, RESTROOM ACCESSORIES, ETC) 310 SW 24TH STREET BENTONVILLE, AR 72712 KATHERINE HARRIS 800-458-7099</p> |

11.05.15 ISSUE FOR PERMIT
11.05.15 ISSUE FOR BID
NO DATE
REVISIONS

RESTAURANT FOR:
TOMS King
335 COMMERCE DRIVE
CRYSTAL LAKE, IL 60014
815-444-2008
BURGER KING CORPORATION

BURGER KING REMODEL
BK9830
600 S. HIGH STREET
CORTLAND, OH

PROJECT NO: 002015.0270
DATE: 11.05.15

A9.0
MANUFACTURERS AND SUPPLIERS

NOTE: NOT ALL FINISHES WILL NECESSARILY BE USED.

CHECKED: LL DRAWN: HP

INTERPLAN LLC. RESERVES COPYRIGHT & OTHER RIGHTS RESTRICTING THESE DOCUMENTS TO THE ORIGINAL SITE OR PURPOSE FOR WHICH THEY WERE PREPARED. REPRODUCTIONS, CHANGES OR ASSIGNMENTS ARE PROHIBITED. COPYRIGHT © 2015