

# HONDA

## PARTS CATALOG

**CBX'79-'80**  
**(1047cc 6-cyl)**  
**Super Sport**

AMERICAN HONDA MOTOR CO., INC.

November, 1994  
Second Edition

© American Honda Motor Co., Inc. 1994

PRINTED IN USA

144220M

### TABLE OF CONTENTS

	Grid	Page
How To Use This Catalog .....	A 2	iv
Serial Numbers .....	A 3	vi
Construction Of Vehicle Identification Number (V.I.N.) ..	A 3	vii
Color Tables .....	A 4	viii
Manuals .....	A 4	ix
Model ID Photos .....	A 5	x
Specifications .....	A 5	xi
Bulk Hose .....	A 6	xii
Commonly Required Replacement Parts .....	A 7	xiv
Contents By Page No. Sequence .....	A 8	xvi
Contents In Alphabetical Order .....	A 8	1
<b>Part Groups</b>		
Engine Group .....	B 1	2
Frame Group .....	E 1	62
<b>Index</b>		
Part Number Index .....	I 1	146
Description Index .....	J 1	160

© American Honda Motor Co., Inc. 1994

GRID

A1

## HOW TO USE THIS CATALOG

The parts catalog is to be used when ordering replacement parts for the model(s) specified on the microfiche strip.

### CATALOG PAGE BREAKDOWN

REF. NO.	BLOCK NO.	E-1	MODEL APPLICATION				AREA CODE	ENGINE SERIAL NUMBER FROM TO	QTY RANGE	PART NUMBER	HONDA CODE
			MODEL	MODEL	MODEL	MODEL					
1	2	3a	1	1	1	1	1	1	1	1	
4	5	6	7	8	9	0	1	2	3	4	
5	6	7	8	9	0	1	2	3	4	5	

1. REF. NO. — Reference number corresponding with the reference numbers on the illustrations.  
 \* All illustrations are representative only and do not necessarily correspond exactly to the actual part. "R" signifies the part is not illustrated.

2. DESCRIPTION — Describes the part for the related part number.

Abbreviations

ASSY.	- Assembly	L (100L)	- Link (100 Links)
COMP.	- Complete	A.C.	- Alternating Current
R	- Right	D.C.	- Direct Current
L	- Left	IN	- Inlet
STD	- Standard	EX	- Exhaust
MM	- Millimeter	FR	- Front
G	- Gram	RR	- Rear
T (22T)	- Tooth (22 Teeth)	HEX	- Hexagonal
A	- Ampere	A.M.	- Attaching Mark
V	- Volt	T.M.	- Transport Mark
W	- Watt	C.D.I.	- Capacitive Discharge Ignition
KPH	- Kilometer Per Hour	WT	- With Lubricant
WOL	- Without Labeling		

3. MODEL APPLICATION — Model application for the various models listed within the catalog. Single model applications will not require this section.

- 3a. MODEL YEAR GUIDE — A guide to the part application. (prior to 1976 the guide reference is the model designation i.e., K0, K1, etc... For 1976 and above the guide reference is the last digit of the model year i.e., 1976=6; 1977=7; 1980=0 etc...)

4. AREA CODE — Area codes for parts that are unique to a particular area. Area codes are defined in the Serial Number application chart within applications. This column can not be used in catalogs which do not include unique area codes.

5. SERIAL NUMBER — Applies to Engine or Frame serial numbers depending on the section.  
 The serial number of the vehicle (frame, engine, carburetor) should be checked prior to ordering parts for a specific unit. In cases where a part has been modified, the serial number of the vehicle bearing the modification is listed in the SERIAL NUMBER column.  
 The modification parts are controlled by each pertinent serial number factor.  
 Engine serial number — Engine group parts (Block numbers beginning with 'E').  
 Carburetor identification number — Carburetor component parts.

Frame serial numbers — Frame group parts (Block numbers beginning with 'F'). Serial number application chart and Serial number locations are provided.

Note: Some models may be controlled by one serial number only.

Decision for "R" or "L",  
 "R" or "L" in the description of a part stands for the Right hand side of the Left hand side which is decided by the forward direction of travel of the vehicle.

## HOW TO USE THIS CATALOG

6. QTY. REQ. — Quantity required per unit as specified.  
 A. "N" in place of the quantity indicates AS REQUIRED.  
 B. "1" or "1" by the quantity required indicates "optional".

7. PART NUMBER — Part number corresponding to the reference numbers and application. Several part numbers may be listed under one (1) reference number. For your convenience the current supersede chain, as of print date, has been listed for you. Superseded items are subject to change without notice.

### MAKE-UP OF PART NUMBERS

All parts are classified into two groups consisting of GENERAL PARTS and STANDARD PARTS. All parts are numbered in accordance with system described below.

General Parts  
 Example: Fork comp. Part No. .... 51105-GR1-700ZA  
 Function No. .... 51  
 Component No. .... 105  
 Parts Classification No. .... GR1  
 Classification No. .... 700  
 Color Code .... ZA

Standard Parts  
 Example: 8 x 8 Hex. Bolt Part No. .... S2000-GR018-1A  
 Function No. .... 92  
 Type No. .... 000  
 Dimensions .... 08018  
 ISO Standard Designation .... 1  
 Chemical Surface Treatment .... A

The letter code at the end of a General Parts part number indicates the color. However, color codes such as ZA, ZB, ZC (and/or except ZZ, do not indicate the color directly but refer to the notes — in the Description Column of the Parts Catalog microfiche. If the color description is not indicated in the text, refer to the color table.

8. HONDA CODE — The Honda Code is listed to the right of each Part Number.

9. ADDITIONAL INFORMATION — The table of contents located at the right of each microfiche grid lists sectioned lists in alphabetical order. Some microfiche will require separate tables of contents for the Engine and Frame sections (Row "A") of those microfiche. Refer to the contents of the Engine Section on even number grids and the contents of the Frame Section on odd number grids.

### NOTE:

- The Block No. listed in the upper right hand corner of the Description heading refers to a complete illustration page and it's text, and should not be confused with the GRID NO. when using microfiche.
- Rear view mirrors are standard equipment on all street legal models.

## SERIAL NUMBERS

### Models and applicable serial numbers

Models and applicable serial Nos. given in this parts catalog can be identified as follows:  
Parts with types are exclusive for models destined for countries designated.  
If no types are listed, parts are for common use.

Model	Applicable Engine Serial No.	Applicable Frame Serial No.	Applicable Carburetor Identification No.
CBX75	GD1E-2000000 - 2003200	GD1-2000042 - 2002175	YB62A [E]
CBX70	SC03E-2000025 -	SC03-2000021 -	YB62A [E]

## CONSTRUCTION OF VEHICLE IDENTIFICATION NUMBER (V.I.N.)

(Example) W.M.I. JH2 V.D.S. RC040 \* B M V.I.S. 200001  
 W.M.I. ... World manufacturer identifier  
 V.D.S. ... Vehicle descriptor section  
 V.I.S. ... Vehicle indicator section

Sequential Production number

### Plant representation

- A ... OHIO factory in U.S.A.
- B ... AALST factory in BELGIUM
- C ... SAITAMA factory in JAPAN
- D ... CHUOBU/JAPAN factory in MEXICO
- E ... MONTESA factory in SPAIN
- F ... ATESSA factory in ITALY
- K ... KUMAMOTO factory in JAPAN
- M ... MAMAMA/TSU factory in JAPAN
- R ... MANAUS factory in BRAZIL
- S ... SUZUKA factory in JAPAN
- T ... TOCHIGI factory in JAPAN

### Model year

(Example)

B, 1981 C, 1982 D, 1983 ..... X, 1999

<Except I, Q, U>

### Check digit

This code is used to detect errors in the V.I.N. and consists of a single-digit number (0-9) or a letter "X". It has no direct bearing upon the V.D.S. and V.I.S.

### Vehicle description code

(Example) RC040... CB750F NC030 CB400T

Part of SERIAL NUMBER

### Make and Type of vehicle

- JH2 HONDA, Motorcycle (Manufactured in JAPAN)
- 1H1F HONDA, Motorcycle (Manufactured in U.S.A.)
- YC1 HONDA, Motorcycle (Manufactured in BELGIUM)
- 9C2 HONDA, Motorcycle (Manufactured in BRAZIL)
- 3H1 HONDA, Motorcycle (Manufactured in MEXICO)
- VTM HONDA, Motorcycle (Manufactured in SPAIN)
- ZDC HONDA, Motorcycle (Manufactured in ITALY)
- JH3 HONDA, All terrain vehicle (Manufactured in JAPAN)
- 47B HONDA, All terrain vehicle (Manufactured in U.S.A.)

Any change or modification of parts is directly related to the V.D.S. and V.I.S.

A V.I.S. number will appear in the "Serial No." column of the Parts Catalog if a part is changed or modified.

### COMMENT

This example is generic and applies to 1981 and newer vehicles. 1980 models and prior are referred to as "FRAME NUMBERS" and the construction is designed by using the model designation or parts identifier by a sequential number.

## COLOR TABLES

### Color chart

- (WL) = Stripes and labels other than caution labels are included in parts whose part name end in (WL).
- (WOL) = Stripes and labels are not included in parts whose part name end in (WOL).

COLOR CODE TABLE (Color descriptions omitted from the main text of the catalog)


TYPE OF PARTS	COLOR CODE	COLOR DESCRIPTION
PAINTED PARTS	A	WHITE
	B	BLACK
	C	SCARLET
	E	ROYAL BLUE
	N	DARK BLUE
	O	MARQUEM BLUE
	R	IVORY YELLOW
	S	DARK SILVER
	T	METALLIC SILVER
	Z	PRIMER
	ZZ	PRIMER
	XW	CHROME
	VINYL PARTS	A
B		BLUE
D		LIGHT BLUE
E		ROSE
G		DARK ROSE
H		ELEPHANT GRAY & IVORY
Q		WHITE
V		IVORY

## MANUALS


DESCRIPTION	PART NUMBER	HC
CBX79; '80 SUPER SPORT MICROFICHE .....	1442294	4418088
CBX79; '80 SERVICE MANUAL .....	0142202	0853630



## MODEL ID PHOTO



CBX79 SUPER SPORT



CBX80 SUPER SPORT

## SPECIFICATIONS

SECTION-SUBJECT	CBX 79	CBX 80
<b>ENGINE</b>		
Engine	4-cylinder	4-cylinder
Strokes	4-stroke	4-stroke
Cooling	Air-cooled	Air-cooled
Camshaft	DOHC	DOHC
Valves per cylinder	4-Valves	4-Valves
Displacement	1047cc	1047cc
Lubrication system	Wet Sump	Wet Sump
Carburetor	C.V.Y880A	C.V.Y880A
Main jet	Ph # 91 Sac # 98	Ph # 110 Sac # 13
Choke jet	# 36	# 36
<b>TRANSMISSION</b>		
Transmission type	Manual	Manual
Transmission systems	4-Speed	4-Speed
Clutch	Manual	Manual
Shift pattern	1-4-2-3-4-5	1-4-2-3-4-5
<b>CHASSIS</b>		
Fuel tank capacity (liters)	5.3gal	5.3gal
Fuel tank capacity (gallons)	1.2gal	1.2gal
Air filter type	Foam	Foam
Foam filter oil - Pro Honda	08207-0001	08207-0001
Camshaft sprocket	15T	18T
Rear wheel sprocket	26T	42T
Disc chain	86L	102L
Front Brake	Dual Disc	Dual Disc
Rear Brake	Disc	Disc
Front tire	3.50x18-4PR	3.50x18-4PR
Tire pressure	28 PSI	32 PSI
Rear tire	4.25x18-4PR	4.25x18-4PR
Tire pressure	40 PSI	32 PSI
<b>SERVICE TUNING</b>		
Valve clearance (intake)	0.0-0.12mm (0.002-0.005")	0.0-0.12mm (0.002-0.005")
Exhaust	0.6-0.13mm (0.002-0.005")	0.6-0.13mm (0.002-0.005")
Ignition type	Transistorized	Transistorized
Spark plug gap	0.6-0.7mm (0.024-0.028")	0.6-0.7mm (0.024-0.028")
<b>LUBRICATION</b>		
Recommended fuel	85 + Octane	85 + Octane
Engine oil - Pro Honda		
GMX 10W40	06C36-A14 1M01	06C36-A14 1M01
GMX 20W50	06C36-A25 1M01	06C36-A25 1M01
Engine oil capacity		
After draining	4.2qts	4.2qts
After reassembly	5.8qts	5.8qts
Chain Lube		
Pro Honda chain lube	08709-0002	08709-0002
Fork oil		
Pro Honda (5W SS-7)	08208-0005	08208-0005
Pro Honda (10W SS-8)	08208-0010	08208-0010
Capacity after draining	16cc	25cc

# BULK HOSE

## Bulk Hose Cross Reference Chart

To convert a cut hose part number to the equivalent of roll hose simply match the two part numbers using the following chart, cutting the required length indicated by the cut hose part number.

### FUEL HOSE

CURRENT CATALOG LISTING	BULK HOSE PART NUMBER
95001-35	95001-35003-20M
95001-35	95001-35003-40M
95001-45	95001-45003-20M
95001-45	95001-45008-40M
95001-55	95001-55008-20M
95001-55	95001-55008-40M
95001-75	95001-75008-40M

### VACUUM HOSE

CURRENT CATALOG LISTING	BULK HOSE PART NUMBER
95005-35	95005-35003-20M
95005-35	95005-35003-40M
95005-35	95005-35003-20M
95005-45	95005-45003-20M
95005-45	95005-45003-20M
95005-50	95005-50003-30M
95005-55	95005-55003-20M
95005-70	95005-70003-30M
95005-75	95005-75003-10M
95005-75	95005-75003-20M
95005-80	95005-80006-10M
95005-80	95005-80006-10M
95005-80	95005-80006-10M
95005-12	95005-12003-10M

### ORDERING INFORMATION

#### FUEL HOSE

PART NUMBER	HC	INSIDE DIAMETER	ROLL LENGTH
95001-35003-20M	2380533	3.5 (mm)	3M (9.9M)
95001-35003-40M	2380541	3.5 (mm)	3M (9.9M)
95001-45003-20M	2380558	4.5 (mm)	3M (9.9M)
95001-45008-20M	2324986	4.5 (mm)	6M (26.4M)
95001-55008-20M	2386134	5.3 (mm)	6M (26.4M)
95001-55008-30M	2385896	5.3 (mm)	6M (26.4M)
95001-75008-20M	2385094	7.3 (mm)	3M (9.9M)
95001-75008-20M	2386064	7.3 (mm)	3M (9.9M)

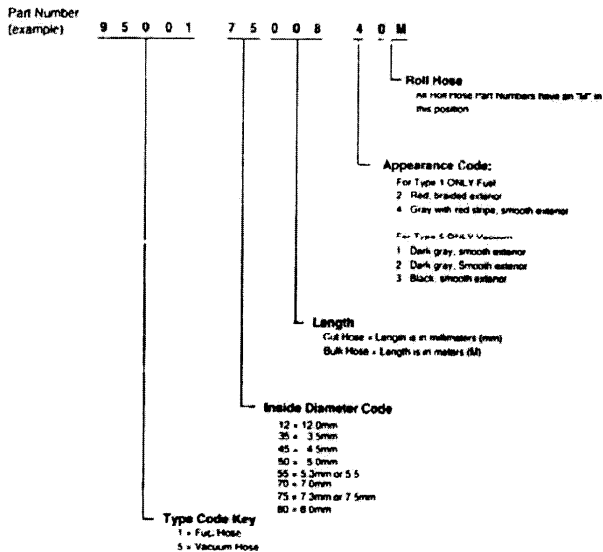
#### VACUUM HOSE

PART NUMBER	HC	INSIDE DIAMETER	ROLL LENGTH
95005-35003-10M	2325058	3.5 (mm)	3M (26.4M)
95005-35003-10M	2325082	4.5 (mm)	3M (26.4M)
95005-45003-20M	2392409	6.0 (mm)	3M (9.9M)
95005-45008-10M	2386886	5.5 (mm)	6M (26.4M)
95005-55008-20M	2380624	6.5 (mm)	6M (9.9M)
95005-55008-10M	2380640	7.3 (mm)	6M (9.9M)
95005-75008-10M	2325108	8.0 (mm)	3M (26.4M)
95005-75003-10M	2383657	12.0 (mm)	3M (9.9M)
95005-14003-20M	2380665	14.0 (mm)	3M (9.9M)

CAUTION: Damage to vacuum hose will result from contact with fuel. Do not use vacuum hose in place of fuel hose.

# BULK HOSE

## Construction of Fuel and Vacuum Hose Part Number



CAUTION: Damage to vacuum hose will result from contact with fuel. Do not use vacuum hose in place of fuel hose.

## COMMONLY REQUIRED REPLACEMENT PARTS

		CBX				QTY					
		1	1			R					
		9	9			E					
		7	8			Q					
		9	0	SERIAL NUMBER				PART NUMBER		HONDA	
Part No	DESCRIPTION	9	0	FROM	TO	9	0	9	0	9	0
BATTERY (YR1BL-B YUASA)	9 0	-----	-----	1	31500-287-632	2962975					
BATTERY ASSY.	9 0	-----	-----	(1)	31500-463-721	0915587					
BATTERY ASSY.	9 0	-----	-----	(1)	31500-463-671	0682548					
BATTERY ASSY.	9 0	-----	-----	(1)	31500-431-671	0700203					
BATTERY ASSY.	9 0	-----	-----	(1)	31500-371-672	0436568					
BATTERY ASSY.	9 0	-----	-----	(1)	31500-463-743	2457224					
BATTERY ASSY.	9 0	-----	-----	(1)	31500-463-742	1095025					
BATTERY ASSY.	9 0	-----	-----	(1)	31500-463-741	0961599					
BATTERY ASSY. (YUASA)	9 0	-----	-----	(1)	31500-371-671	0405902					
BATTERY ASSY. (Y50-W1BL-A)	9 0	-----	-----	(1)	31500-463-677	1550649					
BATTERY ASSY. (Y50-W1BL-A)	9 0	-----	-----	(1)	31500-463-747	2299378					
BATTERY ASSY. (12V1BA)	9 0	-----	-----	1	31500-422-671	0694356					
BATTERY KIT (12V20A)	9 0	-----	-----	(1)	31500-422-811	0694364					
BATTERY KIT (12V20A)	9 0	-----	-----	(1)	31510-422-870	0899856					
BULB, TAILLIGHT (12V27/7W 2057HD)	9 0	-----	-----	2	34906-889-771	1700301					
BULB, TAILLIGHT (12W 27/0W)	9 0	-----	-----	2	34906-341-671	0273540					
BULB, TURN SIGNAL (12V 23W)	9 0	-----	-----	2	34905-200-071	0140338					
CABLE, SPEEDOMETER INNER	9 0	-----	-----	1	64831-354-000	.265234					
CABLE, TACHOMETER	0 0	-----	-----	1	44830-145-406	4482844					
CABLE, TACHOMETER INNER	9 0	-----	-----	1	37261-422-300	1065226					
FILTER, OIL	9 0	-----	-----	1	23176-469-000	0874115					
FILTER, OIL	9 0	-----	-----	1	23176-422-000	0690941					
FUSE B (15A)	9 0	-----	-----	5	98200-21500	0252387					
FUSE F (30A)	9 0	-----	-----	2	98200-53000	0412676					
GASKET SET	9 0	-----	-----	4	16010-469-004	0874297					
GASKET SET	9 0	-----	-----	6	16010-422-004	0697975					
GASKET, EX. PIPE	9 0	-----	-----	6	18291-422-306	4366522					
GASKET, EX. PIPE	9 0	-----	-----	6	18291-422-000	0697467					
GASKET, EX. PIPE	9 0	-----	-----	6	18291-884-920	2916997					
GRIP, L. HANDLE	9 0	-----	-----	1	53166-422-000	0692574					
GRIP, R. HANDLE	9 0	-----	-----	1	53165-422-000	0692566					

## COMMONLY REQUIRED REPLACEMENT PARTS

		CBX				QTY					
		1	1			R					
		9	9			E					
		8	8			Q					
		7	9	SERIAL NUMBER				PART NUMBER		HONDA	
Part No	DESCRIPTION	9	0	FROM	TO	9	0	9	0	9	0
HANDLEBAR KIT, SPORTS	9 0	-----	-----	(1)	53010-469-811	0917427					
HANDLEBAR KIT, SPORTS	9 0	-----	-----	(1)	53010-422-815	0805143					
HEADLIGHT UNIT	9 0	-----	-----	1	33120-431-671	0637611					
LENS, TAILLIGHT	9 0	-----	-----	1	33702-422-671	0695791					
LENS, TURN SIGNAL	9 0	-----	-----	4	33402-422-003	0695585					
LEVER, CLUTCH ADJ.	9 0	-----	-----	1	22831-422-000	0689497					
MIRROR, L.	9 0	-----	-----	2	88120-422-000	0692624					
PLUG, SPARK (12VLA NGK)	9 0	-----	-----	(6)	98069-27777	0623248					
PLUG, SPARK (DREA NGK)	9 0	-----	-----	6	98069-58717	0627935					
PLUG, SPARK (DREA NGK)	9 0	-----	-----	(6)	98069-59717	0712315					
PLUG, SPARK (K22ES-U ND)	9 0	-----	-----	(6)	98069-57727	0712307					
PLUG, SPARK (K24ES-U ND)	9 0	-----	-----	6	98069-58777	0649889					
PLUG, SPARK (K27 _-U ND)	9 0	-----	-----	(6)	98069-59727	0712349					
SPROCKET, DRIVE (15T)	9 0	-----	-----	1	23801-422-006	0695312					
SPROCKET, DRIVE (18T)	9 0	-----	-----	1	23801-469-000	0875252					

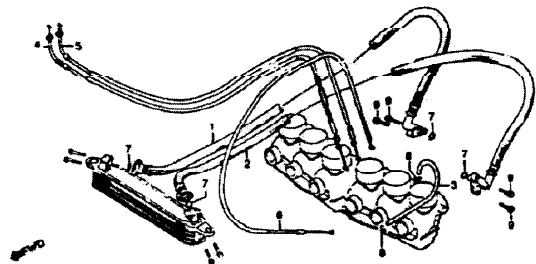
### CONTENTS BY PAGE NO. SEQUENCE

PAGE TITLE	PAGE	GRID	PAGE TITLE	PAGE	GRID
OIL HOSE + CABLE	2	B1	WIRE HARNESS + IGNITION COIL	138	H3
CYLINDER HEAD COVER	3	B1	FRAME + OIL COOLER	140	H4
CYLINDER HEAD	5	B2	SPORTS HANDLEBAR KIT	144	H5
CRANKSHAFT + VALVE	8	B4			
CAM CHAIN + TENSIONER	14	B7			
CYLINDER	18	B8			
RIGHT COVER + ADVANCER	17	B8			
CLUTCH	20	B10			
FLYWHEEL	22	B11			
LEFT COVER	26	C1			
STARTER MOTOR	28	C2			
OIL FILTER + OIL PUMP	30	C3			
CRANKCASE	32	C4			
CRANKSHAFT + PISTON	34	C5			
PRIMARY SHAFT	42	C9			
FLYWHEEL	46	C12			
GEARSHIFT DRUM	48	C12			
CARBURETOR ASSY-79	52	D2			
CARBURETOR COMP PARTS-79	54	D3			
CARBURETOR ASSY-80	56	D4			
CARBURETOR COMP PARTS-80	58	D5			
AUTOMATIC FUEL VALVE-80	60	D6			
HEADLIGHT	62	E1			
SPEEDOMETER + TACHOMETER	65	E2			
LEVERS + SWITCH + CABLE	68	E4			
FR BRAKE MASTER CYLINDER	71	E5			
HANDLEBAR + TOP BRIDGE	74	E7			
STEERING STEM	76	E8			
FRONT FENDER	78	E9			
FRONT FORK-79	79	E9			
FRONT FORK-80	82	E11			
FRONT BRAKE CALIPER	85	E12			
FRONT WHEEL-79	88	F2			
FRONT WHEEL-80	90	F3			
RR BRAKE MASTER CYLINDER	92	F4			
REAR BRAKE CALIPER	94	F5			
REAR WHEEL-79	96	F6			
REAR WHEEL-80	98	F7			
FUEL TANK	100	F8			
SEAT-79	104	F10			
SEAT-80	108	F11			
SIDE COVER + TOOLS	108	F12			
SPARK UNIT + REGULATOR + MAGNETIC SWITCH	110	G1			
BATTERY	112	G2			
AIR CLEANER	114	G3			
MUFFLER	116	G4			
BRAKE PEDAL + SHIFT PEDAL	118	G5			
5"SP	120	G6			
STAND	122	G7			
SWINGARM + CHAIN CASE-79	124	G8			
SWINGARM + CHAIN CASE-80	126	G8			
REAR SHOCK ABSORBER-79	128	G10			
REAR SHOCK ABSORBER-80	129	G10			
REAR FENDER	130	G11			
TURN SIGNAL	132	G12			
TAILLIGHT	136	H2			

### CONTENTS IN ALPHABETICAL ORDER

PAGE TITLE	PAGE	GRID	PAGE TITLE	PAGE	GRID
ADVANCER	17	B8	STAND	122	G7
AIR CLEANER	114	G3	STARTER MOTOR	28	C2
ALTERNATOR	22	B11	STEERING STEM	76	E8
AUTOMATIC FUEL VALVE 80	60	D6	STFP	120	G6
BATTERY	112	G2	SWINGARM 79	124	G8
BRAKE CALIPER FR	85	E12	SWINGARM 80	126	G9
BRAKE CALIPER RR	94	F5	SWITCH	66	E4
BRAKE PEDAL	118	G5	TACHOMETER	65	E2
CABLE	2	B1	TAILLIGHT	136	H2
CABLE	66	E4	TENSIONER	14	B7
CAM CHAIN	14	B7	TOOLS	108	F12
CAM SHAFT	8	B4	TOP BRIDGE	74	E7
CARBURETOR ASSY 79	52	D2	TRANSMISSION	46	C11
CARBURETOR ASSY 80	56	D4	TURN SIGNAL	132	G12
CARBURETOR COMP PARTS 79	54	D3	VALVE	8	B4
CARBURETOR COMP PARTS 80	58	D5	WHEEL FR 80	90	F3
CHAIN CASE 79	124	G8	WHEEL FR 79	88	F2
CHAIN CASE 80	126	G9	WHEEL RR 79	96	F6
CLUTCH	20	B10	WHEEL RR 80	98	F7
COVER L	26	C1	WIRE HARNESS	138	H3
COVER R	17	B8			
CRANKCASE	32	C4			
CRANKSHAFT	34	C5			
CYLINDER	18	B8			
CYLINDER HEAD	5	B2			
CYLINDER HEAD COVER	3	B1			
FENDER FR	78	E9			
FENDER RR	130	G11			
FORK FR 79	79	E9			
FORK FR 80	82	E11			
FR BRAKE MASTER CYLINDER	71	E5			
FRAME	140	H4			
FUEL TANK	100	F8			
GEARSHIFT DRUM	48	C12			
HANDLEBAR	74	E7			
HEADLIGHT	62	E1			
IGNITION COIL	138	H3			
LEVERS	68	E4			
MAGNETIC SWITCH	110	G1			
MUFFLER	116	G4			
OIL COOLER	140	H4			
OIL FILTER	30	C3			
OIL HOSE	2	B1			
OIL PUMP	30	C3			
PISTON	34	C5			
PRIMARY SHAFT	42	C9			
REGULATOR	110	G1			
RR BRAKE MASTER CYLINDER	92	F4			
SEAT 79	104	F10			
SEAT 80	108	F11			
SHIFT PEDAL	118	G5			
SHOCK ABSORBER FR 79	128	G10			
SHOCK ABSORBER FR 80	129	G10			
SIDE COVER	108	F12			
SPARK UNIT	110	G1			
SPEEDOMETER	65	E2			
SPORTS HANDLEBAR KIT	144	H5			

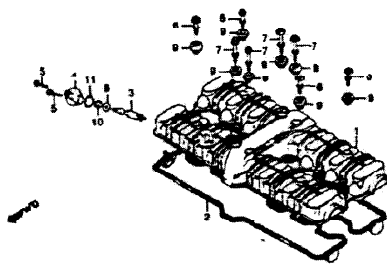
# OIL HOSE • CABLE



E1442001

Part No.	BLOCK NO. DESCRIPTION	CBX		ENGINE SERIAL NUMBER FROM TO	QTY REQD	PART NUMBER	HONDA CODE
		9 0	1 0 7 9 9 0				
1	HOSE COMP., R. OIL	9 0			1	15510-422-000	0688549
2	HOSE COMP., L. OIL	9 0			1	15516-422-000	0688556
3	TUBE, FUEL, 6.3x140	9 -			1	16955-422-000	0688564
4	CABLE COMP. A, THROTTLE	9 -			1	17910-422-670	0688572
	CABLE COMP. A, THROTTLE	9 0			1	17910-422-671	0673869
5	CABLE COMP. B, THROTTLE	9 -			1	17920-422-670	0688580
	CABLE COMP. B, THROTTLE	9 0			1	17920-422-671	0873877
	CABLE COMP. B, THROTTLE	9 0			1	17920-422-672	0919458
6	CABLE COMP., CHOKE	9 0			1	17950-422-671	0688598
7	O-RINGS, 15x2.5	9 0			4	91302-028-000	0295592
8	CLIP, TUBE, C11	9 -			2	95002-70000	0053595
9	BOLT, FLANGE, 6x25	9 0			4	95700-06025-00	0484485
	BOLT, FLANGE, 6x25	9 0			4	95701-06025-00	2105831

# CYLINDER HEAD COVER



E1442002

Part No.	BLOCK NO. DESCRIPTION	CBX		ENGINE SERIAL NUMBER FROM TO	QTY REQD	PART NUMBER	HONDA CODE
		9 0	1 0 7 9 9 0				
1	COVER, CYLINDER HEAD	9 -			1	12311-422-000	0688606
	COVER, CYLINDER HEAD	9 -			1	12311-422-305	1436740
	COVER, CYLINDER HEAD	- 0			1	12311-422-010	0873885
2	GASKET, CYLINDER HEAD COVER	9 0			1	12391-942-000	1058643
	GASKET, CYLINDER HEAD COVER	9 0			1	12391-422-000	0688614
3	GEAR, TACHOMETER DRIVEN	9 -			1	12431-422-000	0688622
	GEAR, TACHOMETER DRIVEN	9 0			1	2003667	0688622
	GEAR, TACHOMETER DRIVEN	- 0			1	12431-422-010	0864118
	GEAR, TACHOMETER DRIVEN	- 0			1	12431-422-010	0864118
4	CAP, TACHOMETER GEAR	9 0			1	12441-422-000	0688630
5	BOLT, FLANGE, 6x8	9 0			2	90008-413-000	0495978
	BOLT, FLANGE, 6x18	9 0			2	96000-06018-00	0799064
	BOLT, FLANGE, 6x18	9 0			2	96001-06018-60	2105963
6	BOLT, SPECIAL, 6MM	9 -			4	90017-422-000	0688648
	BOLT, SPECIAL, 6x34	- 0			4	90017-422-003	0873893
7	BOLT, SPECIAL, 6x38	9 -			4	90038-422-000	0688655

# CONTENTS

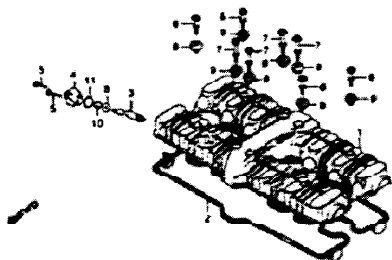
TITLE	PAGE	QTY
ADVANCER	17	88
ALTERNATOR	22	B11
AUTOMATIC FUEL VALVE	46	69
CABLE	2	B1
CAM CHAIN	14	87
CAMSHAFT	8	84
CAM BUSHING ASSY	10	79
CARBURETOR ASSY	56	D4
CARBURETOR COMP. PARTS	54	03
79	54	03
CARBURETOR COMP. PARTS	54	05
89	20	B10
CLUTCH	26	C1
COVER L	17	88
COVER R	32	C4
CRANKCASE	34	C5
CRANKSHAFT	15	88
CYLINDER	5	82
CYLINDER HEAD	3	B1
CYLINDER HEAD COVER	49	C12
GEARSHIFT DRUM	30	C1
OIL FILTER	2	B1
OIL HOSE	30	C2
OIL PUMP	50	C9
PISTON	34	C5
PRIMARY SHAFT	42	C9
STARTER MOTOR	28	C2
TENSOMETER	14	B9
TRANSMISSION	48	C11
VALVE	8	84

QTY

B1

CBX79 ENGINE NO.; CB1E-200060 TO 2023296  
 CBX79 FRAME NO.; CB1-200062 TO 2023175  
 CBX80 ENGINE NO.; SC03E-200025 TO SUBSEQUENT  
 CBX80 FRAME NO.; SC03-200021 TO SUBSEQUENT

### CYLINDER HEAD COVER



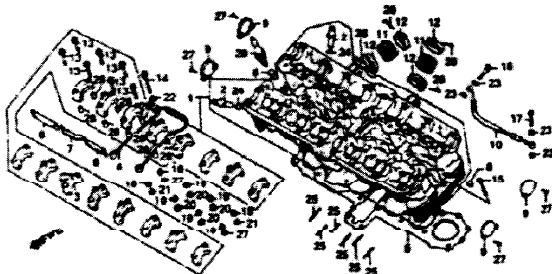
61422000

Part No.	BLOCK NO. DESCRIPTION	E-2	CBK	ENGINE SERIAL NUMBER		QTY	PART NUMBER	HONDA CODE
				FROM	TO			
7	BOLT, SPECIAL, 5/16" .....	9-0	0			4	90039-421-003	067901
8	WASHER, THIN, 3/16" .....	9-0	0			3	90465-421-000	0688663
9	RUBBER, SETTING .....	9-0	0			8	90541-421-000	0688671
	RUBBER, SETTING .....	9-0	0			8	90543-042-000	1060730
	RUBBER, SETTING .....	9-0	0			2	90543-421-003	0938217
10	OIL SEAL, BX16A6 (NOK) .....	9-0	0			1	91200-482-611	3377736
	OIL SEAL, BX16A6 .....	9-0	0			1	91200-551-000	0512137
	OIL SEAL, BX16A6 .....	9-0	0			1	91200-551-013	1060797
	OIL SEAL, BX16A6 .....	9-0	0			1	91200-551-015	0527961
	OIL SEAL, BX16A6 (NOK) .....	9-0	0			1	91200-689-005	1223916
11	O-RING, 20MM .....	9-0	0			1	91302-704-000	0688689
	O-RING, W. 8x2.4 .....	9-0	0			1	91310-047-000	2373496

© AMERICAN HONDA MOTOR CO., INC. 1984

CB179 ENGINE NO., C911-200060 TO 2023296  
 CB179 FRAME NO., C911-2000042 TO 2021175  
 CB180 ENGINE NO., SC031-2000025 TO SUBSEQUENT  
 CB180 FRAME NO., SC03-2000021 TO SUBSEQUENT

### CYLINDER HEAD



61422000

Part No.	BLOCK NO. DESCRIPTION	E-3	CBK	ENGINE SERIAL NUMBER		QTY	PART NUMBER	HONDA CODE
				FROM	TO			
1	HEAD ASSY., CYLINDER .....	9-0	0			1	12070-422-000	0688697
	HEAD ASSY., CYLINDER .....	9-0	0			1	12070-449-000	0673927
2	PIPETE, VALVE .....	9-0	0			26	12204-422-305	0688705
	PIPETE, IN. VALVE .....	9-0	0			26	12204-441-405	4063130
3	PIPETE F., CAMSHAFT .....	9-0	0			1	12216-422-305	0672701
4	PIPE, OIL PATH .....	9-0	0			1	12238-432-000	0688713
5	GASKET, CYLINDER HEAD .....	9-0	0			1	12251-422-000	0688721
	GASKET, CYLINDER HEAD .....	9-0	0			1	12251-422-010	1115070
	GASKET, CYLINDER HEAD .....	9-0	0			1	12251-422-306	4062236
6	PLATE R., OIL POOL .....	9-0	0			4	12261-422-000	0688739
7	PLATE B., OIL POOL .....	9-0	0			2	12262-422-000	0688747
8	RUBBER, INSERT .....	9-0	0			10	12295-422-000	0688754
9	CAP, HEAD COVER .....	9-0	0			4	12315-422-000	0688762
	CAP, HEAD COVER .....	9-0	0			4	12315-422-010	0950220
10	PIPE, COMP., OIL .....	9-0	0			1	15520-422-303	0688770

© AMERICAN HONDA MOTOR CO., INC. 1984

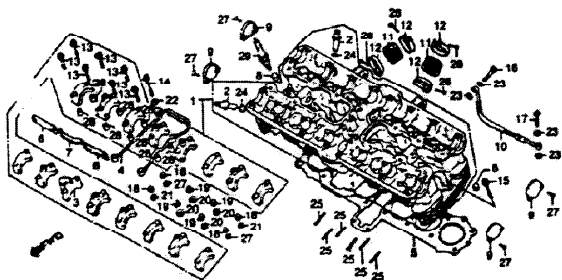
### CONTENTS

TITLE	PAGE	GRID
ADVANCER	17	B6
ALTERNATOR	22	B11
AUTOMATIC FUEL VALVE B0	30	C8
CABLE	2	B1
CAM CRANK	14	B7
CAMSHAFT	8	B4
CARBURETOR ASSY. 79	52	D0
CARBURETOR ASSY. B0	54	D4
CARBURETOR COMP. PARTS 79	54	D0
CARBURETOR COMP. PARTS B0	54	D4
CLUTCH	20	B10
CORNER L.	26	C1
CORNER R.	17	B8
CROSSHAFT	10	C4
CYLINDER	16	B8
CYLINDER HEAD	1	B0
PIV. ARM W. HEAD CORNER	1	B1
GEARSHIFT DRUM	48	C12
OIL FILTER	20	C1
OIL HOSE	7	B1
OIL PUMP	30	C3
PISTON	34	C0
PRIMARY SHAFT	42	D9
STARTER MOTOR	28	C0
TENSIONER	14	B7
THROTTLE CABLE	48	C11
VALVE	8	B4

GRID

B2

# CYLINDER HEAD



E 14422002

Part No.	BLOCK NO. DESCRIPTION	E-3	ENGINE SERIAL NUMBER		PART NUMBER	HONDA CODE
			FROM	TO		
11	INSULATOR, CARBURETOR	9 0	-----	-----	6 16211-422-000	0688788
12	BMG, INSULATOR	9 0	-----	-----	12 16219-422-000	0688796
13	BOLT, FLANGE, 6X48	9 0	-----	-----	28 90001-422-000	0688804
14	BOLT, FLANGE, 6X62	9 0	-----	-----	2 90002-422-000	0688812
15	BOLT, WBS, 6X50	9 0	-----	-----	2 90012-422-000	0688820
16	BOLT, OIL	9 0	-----	-----	1 90025-422-000	0688838
17	BOLT COMP., OIL CONTROL	9 0	-----	-----	1 90045-422-000	0688846
18	NUT, FLANGE CAP, 8PH	9 0	-----	-----	8 90203-422-000	0688853
19	NUT, FLANGE CAP, 10PH	9 0	-----	-----	8 90204-422-000	0688861
20	WASHER, SEALING, 10MM	9 0	-----	-----	8 90403-422-000	0700609
	WASHER, SEALING, 10MM	9 0	-----	-----	8 90403-438-003	0814012
21	WASHER, SEALING, 8PH	9 0	-----	-----	8 90441-422-000	0700617
	WASHER, SEALING, 8PH	0	-----	-----	8 90441-449-000	0873935
22	WASHER, SEALING, 6PH	9 0	-----	-----	2 90442-035-000	0070961
23	WASHER, OIL BOLT	9 0	-----	-----	4 90545-300-000	0189902
24	O-RING, 10X1.6	9 0	-----	-----	24 91301-200-000	0022673

© AMERICAN HONDA MOTOR CO., INC. 1984

CB179 ENGINE NO.: CB 7E-2000060 TO 2023296  
 CB179 FRAME NO.: CB1-2000042 TO 2023175  
 CB180 ENGINE NO.: SC 03E-2000025 TO SUBSEQUENT  
 CB180 FRAME NO.: SC 03S-2000021 TO SUBSEQUENT

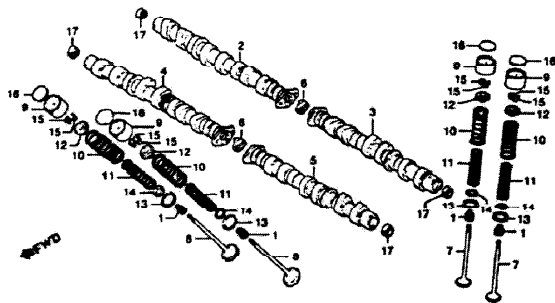
Part No.	BLOCK NO. DESCRIPTION	E-3	ENGINE SERIAL NUMBER		PART NUMBER	HONDA CODE
			FROM	TO		
9	BOLT, STUD, 6X50	9	-----	-----	12 92700-06050-0E	0688879
	BOLT, STUD, 6X55	0	-----	-----	12 92700-06055-0E	0873943
26	SCREW, PAN 5X20	9 0	-----	-----	12 93500-05020-0E	0294181
27	SCREW, OVAL, 5X16	9	-----	-----	8 93700-05016-0B	0156489
		0	-----	2003667	8 93700-05C16-0B	0156489
	SCREW, PAN 5X12	0	-----	2003668	8 93500-05012-0B	0156059
28	PISTON A, DOMEL, R134	9 0	-----	-----	32 94301-08140	0669310
29	PLUG, SPARK (D7EA NGK)	9 0	-----	-----	(6) 98069-57717	0633248
	PLUG, SPARK (X22ES-U ND)	9 0	-----	-----	(6) 98069-57727	0712307
	PLUG, SPARK (D8EA NGK)	9 0	-----	-----	6 98069-58717	0627955
	PLUG, SPARK (X24ES-U ND)	9 0	-----	-----	6 98069-58727	0649889
	PLUG, SPARK (D9EA NGK)	9 0	-----	-----	(6) 98069-59717	0712315
	PLUG, SPARK (X27ES-U ND)	9 0	-----	-----	(6) 98069-59727	0712349

© AMERICAN HONDA MOTOR CO., INC. 1984

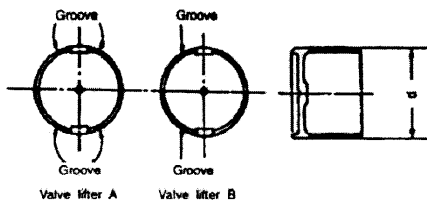
# CONTENTS

TITLE	PAGE	GRID
ADVANCER	17	B8
ALTERNATOR	22	B11
AUTOMATIC FUEL VALVE	80	D6
CABLE	2	B1
CAM CHAIN	14	B7
CAUSHAFT	8	B4
CARBURETOR ASSY. 79	52	D9
CARBURETOR ASSY. 80	36	G4
CARBURETOR COMP. PARTS	54	D3
80	58	D5
CLUTCH	20	B10
COVER L	26	C1
COVER R	17	B8
CRANKCASE	32	C4
CRANKSHAFT	34	C5
CYLINDER	16	B8
CYLINDER HEAD	5	B2
CYLINDER HEAD COVER	3	B1
GEAR-SHIFT DRUM	49	C12
OIL FILTER	30	C3
OIL HOSE	9	B1
OIL PUMP	30	C3
PISTON	34	C5
PRIMARY SHAFT	42	C8
STARTER MOTOR	28	C2
TENSIONER	14	B7
TRANSMISSION	46	C11
VALVE	8	B4

## CAMSHAFT • VALVE

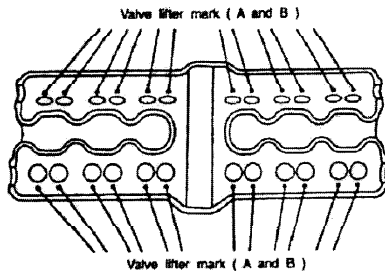


Part name & number	Valve lifter O. D. ( d )
Valve lifter A ( 14732-422-000 )	∅28 -0.018 -0.028
Valve lifter B ( 14731-422-000 )	∅28 -0.007 -0.018



E1442204T

## CAMSHAFT • VALVE



E1442204 C

Part No.	BLOCK NO. E-4 DESCRIPTION	CEX		QTY	REO	PART NUMBER	HONDA CODE
		1 9 7 9 0	1 9 8 0 0				
		ENGINE SERIAL NUMBER					
		FROM	TO				
1	12SL VALVE STEM .....	9	0	24		12209-422-005	0688887
2	CAMSHAFT, IN. R. ....	9	0	1		14111-422-010	0688895
3	CAMSHAFT, IN. L. ....	9	0	1		14111-469-000	0873950
4	CAMSHAFT, EX. R. ....	9	0	1		14121-422-010	0688903
5	CAMSHAFT, EX. L. ....	9	0	1		14121-469-000	0873968
6	JOINT, CAM .....	9	0	2		14131-422-010	0688911
7	VALVE, IN. ....	9	0	12		14131-469-000	0873976
8	VALVE, EX. ....	9	0	12		14141-422-010	0688929
9	LIFTER B, VALVE .....	9	0	1		14141-469-000	0873984
10	VALVE, IN. ....	9	0	12		14207-422-000	0688937
11	VALVE, IN. ....	9	0	12		14711-9A2-003	1056767
12	VALVE, IN. ....	9	0	12		14711-9A2-770	1115804
13	VALVE, IN. ....	9	0	12		14711-9A4-770	1076405
14	VALVE, IN. ....	9	0	12		14711-422-000	0688945
15	VALVE, EX. ....	9	0	12		14721-422-000	0688952
16	LIFTER B, VALVE .....	9	0	24		14731-422-000	0688960

E AMERICAN HONDA MOTOR CO., INC. 1984

## CONTENTS

TITLE	PAGE	GRID
ADVANCER	17	B8
ALTERNATOR	22	B11
AUTOMATIC FUEL VALVE B0	80	B8
CABLE	2	B1
CAM CHAIN	14	B7
CAMSHAFT	8	B4
CARBURETOR ASSY. 79	52	D2
CARBURETOR ASSY. B0	58	D4
CARBURETOR COMP. PARTS 79	54	D3
CARBURETOR COMP. PARTS B0	58	D5
CLUTCH	20	B10
COVER L	26	C1
COVER R	17	B8
CRANKCASE	32	C4
CRANKSHAFT	34	C5
CYLINDER	16	B6
CYLINDER HEAD	5	B2
CYLINDER HEAD COVER	3	B1
GEARSHIFT DRUM	48	C12
OIL FILTER	30	C3
OIL HOSE	2	D1
OIL PUMP	30	C3
PISTON	34	C5
PRIMARY SHAFT	42	C8
STARTER MOTOR	28	C2
TENSOR	14	B7
TRANSMISSION	46	C11
VALVE	8	B4

GRID

B4

E AMERICAN HONDA MOTOR CO., INC. 1984

CBX79 ENGINE NO.; CB1E-2000660 TO 2023296

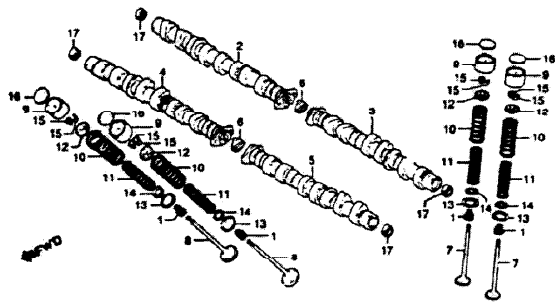
CBX79 FRAME NO.; CB1-2000042 TO 2023175

CBX80 ENGINE NO.; SC03E-2000025 TO SUBSEQUENT

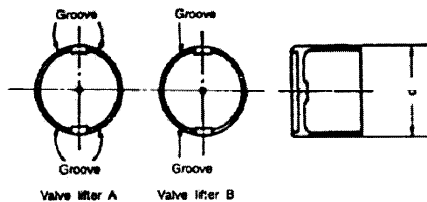
CBX80 FRAME NO.; SC03-2000021 TO SUBSEQUENT



# CAMSHAFT • VALVE



Part name & number	Valve lifter O. D. (d)
Valve lifter A (14732-422-000)	ø 28 -0.018 -0.028
Valve lifter B (14731-422-000)	ø 28 -0.007 -0.018



E14420047

Ref No	BLOCK NO	E-4	CBX	ENGINE SERIAL NUMBER		QTY	PART NUMBER	HONDA CODE
				FROM	TO			
9	LIFTER A, VALVE	9 0	1 1 7 9 0 0			24	14732-422-000	1038124
10	SPRING, VALVE OUTER (CHUMATSU)	9 0				24	14751-422-004	0689978
	SPRING, VALVE OUTER (NIPPON MATSUJO)	9 0				24	14751-422-005	0743112
11	SPRING, VALVE INNER (CHUMATSU)	9 0				24	14761-422-004	0688994
	SPRING, VALVE INNER (NIPPON MATSUJO)	9 0				24	14761-422-005	0743120
12	RETAINER, VALVE SPRING	9 0				24	14771-329-000	0280149
13	SEAT, VALVE SPRING OUTER	9 0				24	14775-422-000	0689018
14	SEAT, VALVE SPRING	9 0				24	14776-422-000	0689026
15	COTTER, VALVE IN.	9 0				48	14781-107-020	0214742
					2002469	48	14781-107-020	0214742
	COTTER, VALVE (SANDO)	9 0				48	14781-107-003	0822478
					2002469	48	14781-107-003	0822478
16	SHIM, TAPPET (2.30)	9 0				24	14901-422-000	0689034
	SHIM, TAPPET (2.35)	9 0				24	14903-422-000	0689042
	SHIM, TAPPET (2.40)	9 0				24	14905-422-000	0689059
	SHIM, TAPPET (2.45)	9 0				24	14907-422-000	0689067
	SHIM, TAPPET (2.50)	9 0				24	14909-422-000	0689075
	SHIM, TAPPET (2.55)	9 0				24	14911-422-000	0689083
	SHIM, TAPPET (2.60)	9 0				24	14913-422-000	0689091
	SHIM, TAPPET (2.65)	9 0				24	14915-422-000	0689109
	SHIM, TAPPET (2.70)	9 0				24	14917-422-000	0689117
	SHIM, TAPPET (2.75)	9 0				24	14919-422-000	0689125
	SHIM, TAPPET (2.80)	9 0				24	14921-422-000	0689133
	SHIM, TAPPET (2.85)	9 0				24	14923-422-000	0689141
	SHIM, TAPPET (2.90)	9 0				24	14925-422-000	0689158
	SHIM, TAPPET (2.95)	9 0				24	14927-422-000	0689166
	SHIM, TAPPET (3.00)	9 0				24	14929-422-000	0689174
	SHIM, TAPPET (3.05)	9 0				24	14931-422-000	0689182
	SHIM, TAPPET (3.10)	9 0				24	14933-422-000	0689190
	SHIM, TAPPET (3.15)	9 0				24	14935-422-000	0689206
	SHIM, TAPPET (3.20)	9 0				24	14937-422-000	0689216

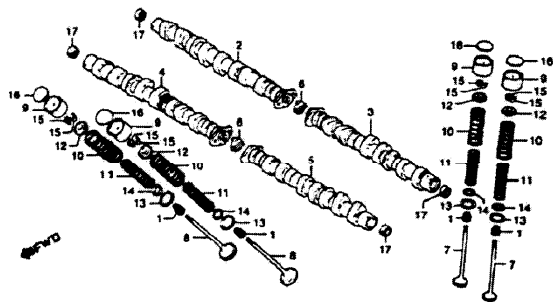
# CONTENTS

TITLE	PAGE	GRD
HOVANCER	17	B6
ALTERNATOR	22	B11
AUTOMATIC FUEL VALVE	80	D6
CABLE	2	B1
CAM SHAFT	14	B7
CAMSHAFT	8	B4
CARBURETOR ASSY. 78	52	D2
CARBURETOR ASSY. 80	54	D4
CARBURETOR COMP. PARTS 78	54	D3
CARBURETOR COMP. PARTS 80	54	D5
CLUTCH	20	B10
COVER L	26	C1
COVER R	17	B8
CRANKCASE	32	C4
CRANKSHAFT	34	C3
CYLINDER	16	B5
CYLINDER HEAD	5	B2
CYLINDER HEAD COVER	3	B1
GEAR-SPY DRUM	46	C12
OIL FLTER	30	C3
OIL HOSE	2	B1
OIL PUMP	30	C3
PISTON	34	C3
PRIMARY SHAFT	42	C8
STARTER MOTOR	28	C2
TENSICHER	14	B7
TRANSMISSION	46	C11
VALVE	8	B4

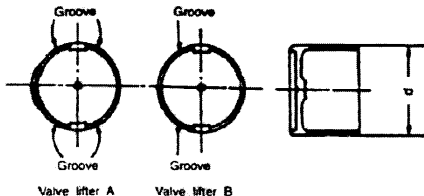
GRD

B5

## CAMSHAFT • VALVE



Part name & number	Valve lifter O. D. ( d )
Valve lifter A ( 14732-422-000 )	*28 -0.018 -0.028
Valve lifter B ( 14731-422-000 )	*28 -0.007 -0.018



E 144Z0004T

9 - CBX79  
0 - CBX80

Part No.	BLOCK NO DESCRIPTION	E-4	CBX		O T Y R E O	PART NUMBER	HONDA CODE		
			1	1					
			7	8					
			ENGINE						
			SERIAL NUMBER						
			9	0	FROM	TO			
16	SHR, TAPPET (3.25) .....		9	0	-----	-----	24	14939-422-000	0689224
	SHR, TAPPET (3.30) .....		9	0	-----	-----	24	14941-422-000	0689232
	SHR, TAPPET (3.35) .....		9	0	-----	-----	24	14943-422-000	0689240
	SHR, TAPPET (3.40) .....		9	0	-----	-----	24	14945-422-000	0689257
	SHR, TAPPET (3.45) .....		9	0	-----	-----	24	14947-422-000	0689265
	SHR, TAPPET (3.50) .....		9	0	-----	-----	24	14949-422-000	0689273
17	GUIDE, OIL .....		9	0	-----	-----	4	91203-422-005	0700625

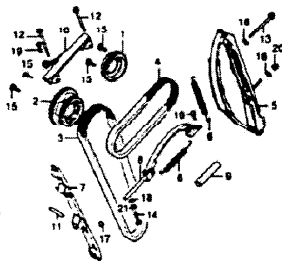
## CONTENTS

TITLE	PAGE	GRID
ADVANCER .....	17	B8
ALTERNATOR .....	22	B11
AUTOMATIC FUEL VALVE .....	80	D8
CABLE .....	2	B1
CAM SHAFT .....	14	B7
CAMSHAFT .....	8	B4
CARBURETOR ASSY. 79 .....	52	D2
CARBURETOR ASSY. 80 .....	56	D4
CARBURETOR COMP. PARTS 79 .....	54	D0
CARBURETOR COMP. PARTS 80 .....	56	D5
CLUTCH .....	20	B10
COVER L .....	28	C1
COVER R .....	17	B8
CRANKCASE .....	26	C4
CRANKSHAFT .....	34	C5
CYLINDER .....	18	B8
CYLINDER HEAD .....	5	B2
CYLINDER HEAD COVER .....	3	B1
GEARSHIFT DRUM .....	49	C12
OIL FILTER .....	30	C3
OIL HESE .....	2	B1
OIL PUMP .....	20	C3
PISTON .....	34	C3
PRIMARY SHAFT .....	42	C9
STARTER MOTOR .....	28	C2
TENSIONER .....	14	B7
TRANSMISSION .....	46	C11
VALVE .....	8	B4

GRID

B6

# CAM CHAIN • TENSIONER



E14420005

Part No.	BLOCK NO	E-5	ENGINE SERIAL NUMBER		QTY	PART NUMBER	HONDA CODE
			FROM	TO			
1	SPROCKET, IN. CAM	9 0			1	14321-422-000	0689299
2	SPROCKET, EX. CAM	9 0			1	14322-422-000	0689307
3	CHAIN A, CAM	9 -			1	14401-422-004	0689315
	CHAIN, CAM	9 0			1	14401-PA0-670	1093517
	CHAIN B, CAM	9 0			1	14401-422-014	0915454
	CHAIN A, CAM	9 0			1	14401-422-024	1115008
4	CHAIN B, CAM	9 -			1	14402-422-004	0689323
	CHAIN B, CAM	9 0			1	14402-438-004	0823617
	CHAIN B, CAM	9 0			1	14402-438-014	1115096
5	TENSIONER COMP. A, CAM CHAIN	9 0			1	14530-422-010	0700633
6	SPRING, TENSIONER	9 0			2	14534-422-000	0689349
7	GUIDE A, CAM CHAIN	9 0			1	14520-422-000	0689356
8	TENSIONER COMP. B, CAM CHAIN	9 0			1	14530-422-000	0689364
9	TUBE, TENSIONER SPRING	-	2003100		1	14539-422-000	0950238
	TUBE, TENSIONER SPRING	-	2003100		1	14539-422-005	4178745
10	GUIDE B, CAM CHAIN	9 0			1	14541-422-000	0689372

Part No.	BLOCK NO	E-5	ENGINE SERIAL NUMBER		QTY	PART NUMBER	HONDA CODE
			FROM	TO			
11	PIN, CAM CHAIN GUIDE	9 0			1	14612-286-000	0152298
12	BOLT, FLANGE, 6X62	9 0			2	90002-422-000	0688812
13	BOLT B, TENSIONER LOCK	9 0			1	90011-422-000	0689398
14	BOLT, TENSIONER ADJUSTING	9 -			1	90020-469-305	3309527
	BOLT, TENSIONER ADJUSTING	9 -			1	90021-422-000	0689406
	BOLT, TENSIONER ADJUSTING	-	0		1	90021-469-000	0873992
15	BOLT, HEX. KNOCK, 7X12	9 0			4	90086-413-000	0496034
16	WASHER, SEALING, 6MM	9 0			2	90441-704-000	0163400
17	SCAL. PLUG, 11.5X7	9 0			1	91208-422-003	0689494
18	O-RING, 4.8X1.9	9 -			1	91307-422-000	0689422
	O-RING, 4.8X1.9 (MOK)	9 -			1	91313-PA6-005	2138014
	O-RING, 7.7X2.3 (ARAI)	-	0		1	91301-PC9-003	1352400
	O-RING, 7.8X2.2	-	0		1	91308-283-000	0076497
	O-RING, 7.8X2.2 (ARAI)	-	0		1	91313-393-003	0448922
19	BOLT, HEX., 6X12	9 -			2	92000-06012	0054167
	BOLT, HEX., 6X12	-	0	2002812	2	92000-06012	0054167
	BOLT, HEX., 6X12	9 -			2	92101-06012	2738821
	BOLT, HEX., 6X12	-	0	2002812	2	92101-06012	2738821
	BOLT, FLANGE, 6X12	9 -			2	92101-06012-04	3591500
	BOLT, FLANGE, 6X12	-	0	2002812	2	92101-06012-04	3591500
	NUT, FLANGE, 6X12	9 -			2	95700-06012-00	0487025
	BOLT, FLANGE, 6X12	-	0	2002813	2	95701-06012-00	2105799
20	NUT, CAP, 6MM	9 0			1	94021-06020	0057893
21	NUT, HEX., 6MM	9 -			1	94031-08000	0216287
	NUT, FLANGE, 7MM	-	0		1	90202-469-000	0874028

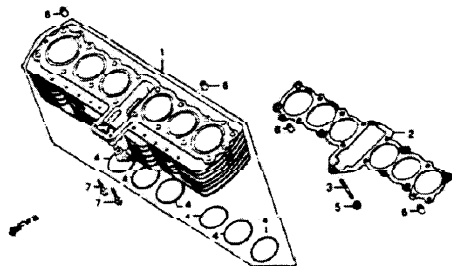
# CONTENTS

TITLE	PAGE	GRID
ADVANCER	17	B8
ALTERNATOR	22	B11
AUTOMATIC FUEL VALVE	40	D6
CABLE	2	B1
CAM CHAIN	14	B7
CAMSHAFT	8	B4
CARBURETOR ASSY 76	52	D2
CARBURETOR ASSY 80	58	D4
CARBURETOR COMP. PARTS 76	54	D3
CARBURETOR COMP. PARTS 80	50	D5
CLUTCH	20	B10
COVER L	28	C1
COVER R	17	B6
CRANKCASE	32	C4
CRANKSHAFT	34	C3
CYLINDER	18	B9
CYLINDER HEAD	5	B2
CYLINDER HEAD COVER	3	B1
GEARSHIFT DRUM	40	C12
OIL FILTER	30	C3
OIL HOSE	2	B1
OIL PUMP	30	C3
PISTON	34	C3
PRIMARY SHAFT	42	C8
STARTER MOTOR	28	C2
TENSIONER	14	B7
TRANSMISSION	46	C11
VALVE	8	B4

GRID

B7

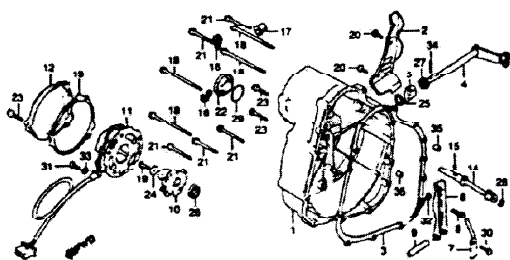
# CYLINDER



E1442006

Part No.	BLOCK NO.	E-6	ENGINE SERIAL NUMBER		P R E Q	PART NUMBER	HONDA CODE
			FROM	TO			
1	9	---	---	2017146	1	12100-422-000	0689430
CYLINDER COMP.	9	---	---	2017147	1	12100-422-010	0816913
	0	---	---	---	1	12100-422-010	0816913
2	Y	U	---	---	1	12191-422-010	0689448
GASKET, CYLINDER	9	0	---	---	1	12191-422-010	1115062
GASKET, CYLINDER	9	0	---	---	1	12101-422-306	4521008
3	9	0	---	---	1	90036-399-000	0628545
BOLT, STUD, 6X45	9	0	---	---	6	91304-287-000	0153296
4	9	0	---	---	1	94050-06000	0471623
NUT, FLANGE, 6MM	9	0	---	---	4	94301-10160	0058206
PIN A, BOWEL, 10X16	9	3	---	---	2	95700-06028-00	83933
7	9	3	---	---	2	95701-06028-00	2105849
BOLT, FLANGE, 6X28	9	0	---	---			

# RIGHT COVER & ADVANCER



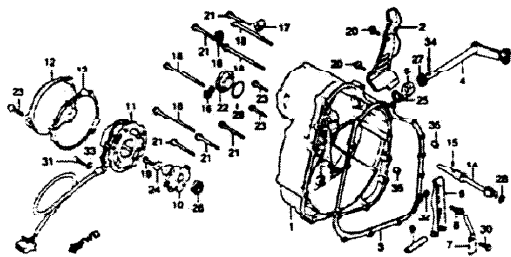
E1442007

Part No.	BLOCK NO.	E-7	ENGINE SERIAL NUMBER		P R E Q	PART NUMBER	HONDA CODE
			FROM	TO			
1	9	0	---	---	1	11336-422-000	0689455
COVER COMP., R.	9	---	---	---	1	11336-422-000	0689463
2	9	0	---	---	1	11336-469-000	0874016
COVER, R. OIL NOSE	9	0	---	---	1	11394-422-000	0689471
3	9	0	---	---	1	11394-422-306	4503686
GASKET, R. CRANKCASE COVER	9	0	---	---	1	22710-482-000	0687409
GASKET, R. CRANKCASE COVER	9	0	---	---	1	22821-507-000	0215079
4	9	0	---	---	1	22831-422-000	0689497
LEVER COMP., CLUTCH	9	0	---	---	1	22835-422-000	0689505
5	9	0	---	---	1	27841-422-000	0689513
CAM, CLUTCH LIFTER	9	0	---	---	1	28106-422-000	0689521
6	9	0	---	---	1	30220-422-004	0689539
LEVER, CLUTCH ADJ.	9	0	---	---	1	30220-422-014	0947556
7	9	0	---	---	1	30220-469-024	0920116
PLATE, CLUTCH	9	0	---	---	1	30300-422-004	0689547
8	9	0	---	---	1	30371-422-000	0689544
BOLT, CLUTCH ADJ.	9	0	---	---			
9	9	0	---	---			
SHAFT, STARTER REDUCTION GEAR	9	0	---	---			
10	9	---	---	---	1	30220-422-004	0689539
ADVANCER ASST., SPARK (TOYO)	9	---	---	---	1	30220-422-014	0947556
ADVANCER ASST., SPARK (TOYO)	9	---	---	---	1	30220-469-024	0920116
ADVANCER ASST., SPARK (TOYO)	9	0	---	---	1	30300-422-004	0689547
11	9	0	---	---	1	30371-422-000	0689544
ALTERNATOR ASST., PULSE (TOYO)	9	0	---	---			
12	9	0	---	---			
COVER, POINT	9	0	---	---			

# CONTENTS

TITLE	PAGE	QMD
ADVANCER	17	B8
ALTERNATOR	22	B11
ALTERNATOR FUEL VALVE	40	D4
CABLE	2	B1
CAM CHAIN	14	B7
CAMSHAFT	8	B4
CARBURETOR ASSY. 78	50	D2
CARBURETOR ASSY. 55	56	D4
CARBURETOR COMP. PARTS 78	54	D3
CARBURETOR COMP. PARTS 85	56	D5
CLUTCH	20	B10
COVER, L.	26	C1
COVER, R.	17	B6
CRANKCASE	34	C4
CRANKSHAFT	34	C5
CYLINDER	18	B8
CYLINDER HEAD	5	B2
CYLINDER HEAD GASKET	9	B1
GEARSHIFT DRUM	46	C12
OIL FILTER	30	C3
OIL NOSE	2	B1
PISTON	34	C5
PRIMARY SHAFT	42	C8
STARTER MOTOR	28	C2
TRANSMISSION	14	B7
VALVE	8	B4

# RIGHT COVER • ADVANCER



E14422009

Part No.	BLOCK NO	E-7	CBX		QTY	ENGINE SERIAL NUMBER	PART NUMBER	HONDA CODE
			1 9 8 0	1 9 8 0				
13	GASKET, POINTS COVER	9 0			1	30372-422-000	0689562	
	GASKET, POINTS COVER	9 0			1	30372-422-306	4480166	
14	SHAFT, ADVANCER	9 0			1	30373-422-000	0689570	
	SHAFT, ADVANCER	9 0			1	30373-422-010	0874032	
15	PIN, CAMSHAFT, 3x5.2	9 0			1	30905-216-000	0025064	
16	CLIP, ALTERNATOR CABLE	9 0			2	32921-839-000	0220632	
17	CLIP, OVER FLDN TUBE	9 0		2022358	1	32921-422-000	0700641	
18	BOLT, FLANGE, 6x20	9 0			4	90010-422-000	0689588	
	BOLT, FLANGE, 6x20	9 0			4	96000-06080-02	0807453	
19	BOLT, HEX., 6x20	9 0			1	90020-422-000	0689596	
20	BOLT, FLANGE, 6x10	9 0			2	90024-422-000	0689604	
	BOLT, FLANGE, 6x10	9 0			2	96000-06010-02	0807305	
	BOLT, FLANGE, 6x10	9 0			2	96001-06010-02	2649663	
21	BOLT, FLANGE, 6x35	9 0			5	90027-422-000	0689612	
	BOLT, FLANGE, 6x35	9 0			5	96000-06035-02	0807354	
	BOLT, FLANGE, 6x35	9 0			5	96001-06035-02	3996105	

Part No.	BLOCK NO	E-7	CBX		QTY	ENGINE SERIAL NUMBER	PART NUMBER	HONDA CODE
			1 9 8 0	1 9 8 0				
22	CAP, CLUTCH ADJUSTING	9 0			1	90042-422-000	0689620	
23	BOLT, FLANGE, 6x25	9 0			5	90044-422-000	0689638	
	BOLT, FLANGE, 6x25	9 0			5	96000-26025-02	0807313	
	BOLT, FLANGE, 6x25	9 0			5	96001-06025-02	2154680	
24	WASHER, CAMSHAFT SIDE	9 0			1	90417-115-000	0308999	
25	WASHER, TORN	9 0			1	90471-333-000	0295824	
26	OIL SEAL, 13x24x3	9 0			1	91201-246-005	1060771	
	OIL SEAL, 15x24x5	9 0			1	91201-246-005	0689646	
	OIL SEAL, 15x24x5	9 0			1	91205-VIL-801	1509008	
27	OIL SEAL, 10x16x4.5	9 0			1	91206-333-003	0291054	
	OIL SEAL, 10x16x4.5	9 0			1	91259-WRO-000	1775170	
28	O-RING, 9.8x2.4	9 0			1	91305-422-000	0689986	
29	O-RING, 23.5x2.6	9 0			1	91305-425-003	1113380	
	O-RING, 24MM	9 0			1	91305-714-000	0689000	
30	BOLT, HEX., 6x12	9 0			1	92000-06012	0054197	
	BOLT, HEX., 6x12	9 0			1	92101-06012	2738821	
	BOLT, HEX., 6x12	9 0			1	92101-06012-04	3591500	
31	SCREW, PAN 6x14	9 0			3	93500-06014	0857448	
32	NUT, SPECIAL, 6MM	9 0			1	90302-WBP-900	4464857	
	NUT, HEX., 6MM	9 0			1	94002-06000	0050081	
	NUT, HEX., 6MM	9 0			1	94002-06000-05	0181832	
33	WASHER, PLAIN, 6MM	9 0			3	94101-06000	0545900	
34	PIN, COTTER 2.0x15	9 0			1	94201-20150	0058342	
35	PIN, A, DOWEL, 6x10	9 0			2	96301-06100	0294256	

# CONTENTS

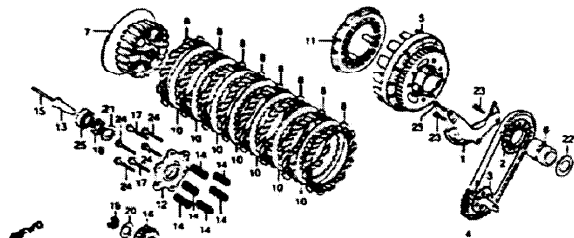
TITLE	PAGE	QTY
ADVANCER	17	88
ALTERNATOR	22	811
AUTOMATIC FUEL VALVE 80	60	28
CABLE	2	81
CAM CHAIN	14	87
CAMSHAFT	4	84
CARBURETOR ASSY 79	52	02
CARBURETOR ASSY 80	54	04
CARBURETOR COMP. PARTS 79	54	03
CARBURETOR COMP. PARTS 80	20	00
CLUTCH	26	01
COVER L.	26	01
COVER R.	17	88
CRANKCASE	20	01
CRANKSHAFT	34	03
CYLINDER	16	88
CYLINDER HEAD	3	82
PIV BUSHING COVER	1	81
GEARSHIFT DRUM	46	312
OA FILTER	30	03
OIL HOSE	2	81
OIL PUMP	30	03
PISTON	34	03
PRIMARY SHAFT	40	08
STARTER MOTOR	28	02
TENSCHER	14	87
TRANSDUCER	46	011
VALVE	6	84

© AMERICAN HONDA MOTOR CO., INC. 1984

CBX 79 ENGINE NO.; CB1E-2000060 TO 2023296  
 CBX 79 FRAME NO.; CB1-2000042 TO 2023175  
 CBX 80 ENGINE NO.; SC036-2000025 TO SUBSEQUENT  
 CBX 80 FRAME NO.; SC03-2000021 TO SUBSEQUENT

© AMERICAN HONDA MOTOR CO., INC. 1984

# CLUTCH



E14422008

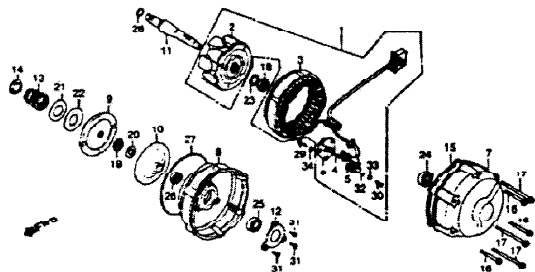
9 - CBK79 9 - CBK80		CBK	QTY	ENGINE SERIAL NUMBER	PART NUMBER	HONDA CODE
Part No.	BLOCK NO. E-8 DESCRIPTION					
1	PLATE, OIL SEPARATE	9 0	—	—	1 11120-422-000	0689653
2	SPROCKET, OIL PUMP DRIVE (37T)	9 0	—	—	1 15131-422-000	0689661
3	SPROCKET, OIL PUMP DRIVE (28T)	9 0	—	—	1 15134-422-000	0689679
4	SHAFT, OIL PUMP	9 0	—	—	1 15136-422-003	0689687
5	OUTER COMP., CLUTCH	9 0	2008074	—	1 22100-462-000	1059096
					1 22100-462-008	1059096
	OUTER COMP., CLUTCH	9 —	2008074	—	1 22100-422-000	0689695
	OUTER COMP., CLUTCH	9 —	2008074	—	1 22100-422-010	1963495
	OUTER COMP., CLUTCH	9 —	2008074	—	1 22100-422-010	1963495
	OUTER COMP., CLUTCH	9 0	2008074	—	1 22100-422-020	0898528
					1 22100-422-020	0898528
6	GUIDE, CLUTCH OUTER	9 0	—	—	1 22116-422-000	0689703
7	CENTER, CLUTCH	9 0	—	—	1 22120-422-000	0689711
8	DISK A, CLUTCH FRICTION	9 0	—	—	7 22201-422-000	0689729
9	DISK B, CLUTCH FRICTION	9 0	—	—	1 22202-422-000	0689737
10	PLATE, CLUTCH	9 0	—	—	7 22321-422-000	0689745
11	PLATE, CLUTCH PRESSURE	9 —	—	—	1 22350-422-010	0700658

9 - CBK79 9 - CBK80		CBK	QTY	ENGINE SERIAL NUMBER	PART NUMBER	HONDA CODE
Part No.	BLOCK NO. E-8 DESCRIPTION					
11	PLATE, CLUTCH PRESSURE	9 0	—	—	1 22350-422-020	0874040
12	PLATE, CLUTCH LIFTER	9 0	—	—	1 22360-422-000	0689760
13	PIN, CLUTCH LIFTER GUIDE	9 0	—	—	1 22366-422-000	0689778
14	SPRING, CLUTCH	9 —	—	—	6 22401-HB0-000	1242585
	SPRING, CLUTCH	9 —	—	—	6 22401-422-000	0689786
	SPRING, CLUTCH	— 0	—	—	6 95014-75140	047466
15	ROD, CLUTCH LIFTER	9 0	—	—	1 22850-422-000	0689794
16	GEAR ASSY., PRIMARY DRIVEN	9 0	—	—	1 25120-422-010	0700336
17	BOLT, SPECIAL, 6X20	Y —	—	—	2 90008-415-000	0070497
	BOLT, FLANGE, 6X32	— 0	—	—	2 90008-422-000	0874057
18	NUT, LOCK, 25MM	9 0	—	—	1 90050-422-000	0689810
19	NUT, LOCK, 22MM	9 0	—	—	1 90051-422-000	0689828
	NUT, LOCK, 22MM	9 0	—	—	1 96201-HB0-770	1375450
20	WASHER, SPRING, 22MM	9 0	—	—	1 90432-422-000	0689836
21	WASHER, 25MM	9 0	—	—	1 90434-422-000	0689844
22	WASHER, THRUST, 30.7MM	9 0	—	—	1 90458-422-000	0689851
23	BOLT, HEX., 6X12	9 0	—	—	3 92000-06012	0054197
	BOLT, HEX., 6X12	9 0	—	—	3 92101-06012	2738821
	BOLT, HEX., 6X12	9 0	—	—	3 92101-06012-0A	3591500
24	BOLT, FLANGE, 6X25	9 0	—	—	4 93720-06025-08	0689869
25	BEARING, RADIAL BALL, 6006	9 0	—	—	1 96100-6004-00	0689877

# CONTENTS

TITLE	PAGE	GRID
ADVANCER	17	08
ALTERNATOR	22	B11
AUTOMATIC FUEL VALVE 80	80	04
CABLE	2	B1
CAM CHAIN	14	B7
CAM-SHAFT	2	B4
CAM-RETOR ASSY 78	10	09
CARBURETOR ASSY 80	56	04
CARBURETOR COMP PARTS 79	54	03
CARBURETOR COMP PARTS 80	58	05
CLUTCH	20	B10
COVER L	26	C1
COVER R	17	B8
CRANKCASE	32	C4
CRANKSHAFT	34	C5
CYLINDER	16	B6
CYLINDER HEAD	5	B2
CYLINDER HEAD COVER	3	B1
GEAR-SHFT DRUM	48	C12
OIL FILTER	30	C3
OIL HOSE	2	B1
OIL PUMP	34	C5
PISTON	42	C8
PRIMARY SHAFT	28	C2
STARTER MOTOR	14	B7
THROTTLE	48	C11
TRANSMISSION VALVE	8	B4

# ALTERNATOR



E1-442009

Part No.	BLOCK NO. E-9	DESCRIPTION	CBX		ENGINE SERIAL NUMBER		QTY	PART NUMBER	HONDA CODE
			1	0	1	0			
1	ALTERNATOR BRV. (MITACHI)	0	---	2000932	1	31100-422-005	0689885		
	ALTERNATOR ASSY., (MITACHI)	9	0	2009957	1	31100-422-015	0792002		
		9	0		1	31100-422-015	0792002		
	ALTERNATOR ASSY., A.C.	9	0	2009952	1	31100-422-405	4174879		
		9	0		1	31100-422-405	4174879		
	ALTERNATOR ASSY., A.C.	9	0	2009932	1	31100-422-415	4174827		
		9	0		1	31100-422-415	4174827		
2	ROTOR COMP. (MITACHI)	9	0		1	31110-422-005	0689893		
3	STATOR COMP. (MITACHI)	9	0		1	31120-422-005	0689901		
	STATOR COMP.	9	0		1	31120-422-405	4172467		
	STATOR COMP.	9	0		1	31120-422-415	4142478		
4	BRUSH COMP. A	9	0		1	31124-422-000	1372465		
	BRUSH COMP. A	9	0		1	31124-422-005	0689979		
	BRUSH COMP. B	9	0		1	31125-422-005	1311943		
	BRUSH COMP. B	9	0		1	31125-422-005	0689927		
6	BASE, BRUSH	9	---	2009932	1	31126-422-005	0689935		

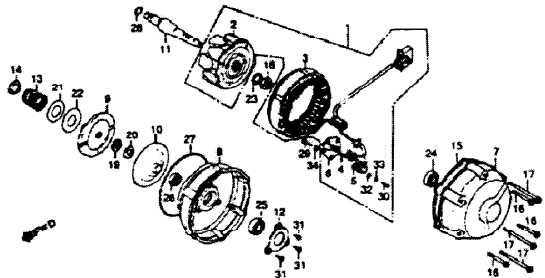
0 = CBX79  
0 = CBX80

Part No.	BLOCK NO. E-9	DESCRIPTION	CBX		ENGINE SERIAL NUMBER		QTY	PART NUMBER	HONDA CODE
			1	0	1	0			
6	BASE, BRUSH	9	---	2009932	1	31126-422-015	0768986		
		9	0		1	31126-422-015	0768986		
7	COVER A, ALTERNATOR	9	---		1	31131-422-000	0689943		
	COVER A, ALTERNATOR	9	0		1	31131-422-010	0874065		
8	COVER B, ALTERNATOR	9	---		1	31132-422-000	0689950		
	COVER B, ALTERNATOR	9	0		1	31132-422-010	0874073		
9	PLATE A, ALTERNATOR COUPLING	9	0		1	31133-422-000	0689968		
	PLATE A, ALTERNATOR COUPLING	9	0		1	31134-422-000	0689976		
10	PLATE B, ALTERNATOR COUPLING	9	0		1	31135-422-000	0689984		
11	SHAFT, ALTERNATOR	9	0		1	31136-422-000	0689992		
12	PLATE, BEARING SETTING	9	0		1	31138-422-010	0700674		
13	SPRING, ALTERNATOR COUPLING	9	0		1	31139-422-000	0690024		
14	SEAT, ALTERNATOR COUPLING SPRING	9	0		1	31140-422-000	0690032		
		9	0		1	31140-422-000	0690032		
15	PACKING, ALTERNATOR COVER	9	0		1	31140-422-010	0956961		
		9	0		1	31140-422-010	0956961		
	PACKING, ALTERNATOR COVER	9	0		3	90000-422-000	0690049		
16	BOLT, FLANGE, 6X63	9	0		3	90000-06065-02	0807420		
	BOLT, FLANGE, 6X65	9	0		3	00007-422-000	0690057		
17	BOLT, FLANGE, 6X90	9	0		3	90000-06090-02	0807441		
	BOLT, FLANGE, 6X90	9	0		1	90201-611-010	0670065		
18	NUT, HEX., 16MM	9	0		1	90233-701-010	0690073		
19	NUT A, LOCK, 16MM	9	0		1	90427-395-000	0434480		
20	WASHER, ROTOR SETTING	9	0		1	90458-703-000	0690081		
21	WASHER, THRUST, 28MM	9	0		1	90458-703-000	0690081		
	SEAT, ALTERNATOR SPRING	9	0		1	90458-469-000	0950246		
22	PLATE, SPECIAL	9	0		1	90466-422-000	0690099		
23	WASHER, FR. FORK	9	0		1	90540-051-000	0690107		
24	BEARING, RADIAL BALL, 6201 (MITACHI)	9	0		1	91004-422-003	0690115		
	BEARINGS, RADIAL BALL, 6201 (NOTO)	9	0		1	91004-422-004	1660795		
25	BEARING, RADIAL BALL, 6203	9	0		1	91005-422-004	0690123		
	BEARING, RADIAL BALL, 6203	9	0		1	91005-422-014	0819847		
26	OIL SEAL, 22X35X7 (ARAI)	9	0		1	91216-PA0-003	0840181		

# CONTENTS

TITLE	PAGE	QTY
ADVANCER	17	86
ALTERNATOR	22	B11
AUTOMATIC FUEL VALVE 80	60	D6
CABLE	2	B1
CAM CHAIN	14	B7
CRANKSHAFT	8	B4
CARBURETOR ASSY. 79	52	D2
CARBURETOR ASSY. 80	56	D4
CARBURETOR COMP. PARTS 79	54	D3
CARBURETOR COMP. PARTS 80	58	C5
CLUTCH	20	B10
COVER L	26	C1
COVER R	17	B8
CRANKCASE	32	C4
CRANKSHAFT	34	C5
CYLINDER	16	B8
CYLINDER HEAD	5	B2
CYLINDER HEAD COVER	9	B1
GEARSHIFT DRUM	40	C12
OIL FILTER	30	C3
OIL HOSE	2	B1
OIL PUMP	20	C2
PISTON	34	C5
PRIMARY SHAFT	42	C8
STARTER MOTOR	28	C2
TENSIONER	14	B7
TRANSMISSION	46	C11
VALVE	8	B4

## ALTERNATOR



E1442000

Part No.	BLOCK NO. DESCRIPTION	9 = CBK79 0 = CBK80	CBX	ENGINE SERIAL NUMBER		QTY	PART NUMBER	1-40-1-A CODE
				FROM	TO			
26	NEE SEAL, 27X35X7	9	0	-----	-----	1	91236-397-005	0690131
27	GASKET, ALTERNATOR CASE	9	0	-----	-----	1	91302-422-000	0690149
28	O-RING, 12.5X2.2	9	0	-----	-----	1	91303-611-000	0344796
	O-RING, 12.5X2.2	9	0	-----	-----	1	91303-634-000	0359401
	O-RING, 12.5X2.2	9	0	-----	-----	1	91303-634-010	1063049
29	BOLT, HEX., 6X16	9	0	-----	-----	2	92000-00010	0054239
	BOLT, HEX., 6X16	9	0	-----	-----	2	92000-06016-0A	0313197
	BOLT, HEX., 6X16	9	0	-----	-----	2	92000-06016-1A	0915124
	BOLT, HEX., 6X16	9	0	-----	-----	2	92100-06016-0A	1085726
	BOLT, HEX., 6X16	9	0	-----	-----	2	92101-06016-0A	2479590
	BOLT, HEX., 6X16	9	0	-----	-----	2	92200-06016-0A	1862400
30	SCREW, PAN 4X12	9	0	-----	-----	2	93500-04012-0M	0285643
31	SCREW, FLAT, 6X16	9	0	-----	-----	3	95800-06016	U323198
	SCREW, FLAT, 6X16	9	0	-----	-----	3	93600-06016-0A	0805358
32	WASHER, FLAT, 4MM	9	0	-----	-----	2	04101-01800	0381442
33	WASHER, SPRING, 4MM	9	0	-----	-----	2	94111-04800	0346114

9 - CBK79  
0 - CBK80

Ref. No.	BLOCK NO. DESCRIPTION	E-9	CBX	ENGINE SERIAL NUMBER		QTY	PART NUMBER	HONDA CODE
				FROM	TO			
34	WASHER, SPRING, 4MM	9	0	-----	-----	2	94111-06800	0258210

## CONTENTS

TITLE	PAGE	GRID
ADVANCER	17	B8
ALTERNATOR	22	B11
AUTOMATIC FUEL VALVE	80	D6
CABLE	2	B1
CAM CHAIN	14	B7
CAM-SHAFT	8	B4
CARBURETOR ASSY	79	D2
CARBURETOR COMP PARTS	56	D4
79	54	D3
CARBURETOR COMP PARTS	80	D5
80	58	D5
CLUTCH	20	B10
COVER L	26	C1
COVER R	17	B6
CRANKCASE	32	C4
CRANKSHAFT	34	C5
CYLINDER	15	B6
CYLINDER HEAD	5	B2
CYLINDER HEAD COVER	3	B1
GEARSHIFT DRUM	46	C12
OIL FILTER	30	C3
OIL NOSE	2	B1
OIL PUMP	30	C3
PISTON	34	C5
PRIMARY SHAFT	42	C8
STARTER MOTOR	28	C2
TENSIONER	14	B7
THROTTLEVALVE	46	C12
VALVE	6	B4

© AMERICAN HONDA MOTOR CO., INC. 1984

B12

© AMERICAN HONDA MOTOR CO., INC. 1984

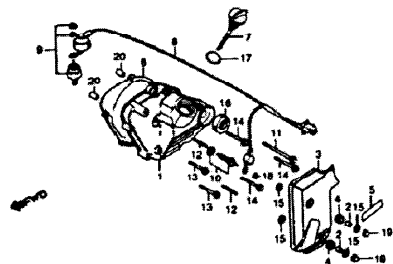
GRID

B12

CBK79 ENGINE NO.: CB1E-2000060 TO 2023296  
 CBK79 FRAME NO.: CB1E-2000042 TO 2023173  
 CBK80 ENGINE NO.: SC03E-2000025 TO SUBSEQUENT  
 CBK80 FRAME NO.: SC03E-2000021 TO SUBSEQUENT



## LEFT COVER



E1442010

9 = CBX79 0 = CBX80		CBX	ENGINE SERIAL NUMBER	QTY	PART NUMBER	HONDA CODE
Part No.	DESCRIPTION					
1	COVER, L. ....	9 0	-----	2	11341-422-000	0690164
2	COLLAR, ADJUSTING COVER ....	9 0	-----	2	11344-371-300	0403345
3	COVER, L. OIL NOSE ....	9 0	-----	1	11346-422-000	0690172
4	GROMMET, ADJUSTING COVER ....	9 0	-----	2	11347-371-300	0403352
5	LABEL, OIL LEVEL GAUGE CAUTION ...	9 0	-----	1	11347-422-000	0690180
6	GASKET, L. CRANKCASE COVER ....	9 0	-----	1	11395-422-000	0690108
	GASKET, L. CRANKCASE COVER ....	9 0	-----	1	11395-422-306	4537338
7	RANGE, OIL LEVEL ....	9 0	-----	1	15650-422-000	0690206
8	SUB WIRE, OIL PRESSURE SWITCH ....	9 0	-----	1	32974-422-000	0690214
9	SWITCH ASSY., OIL PRESSURE (ND) ...	9 0	-----	1	35560-333-014	0401255
10	SWITCH ASSY., NEUTRAL (TOYO) ....	9 0	-----	1	35600-995-003	2549764
	SWITCH ASSY., NEUTRAL ....	9 0	-----	1	35600-422-003	0700682
	SWITCH ASSY., NEUTRAL ....	9 0	-----	1	35600-422-013	2542447
	SWITCH ASSY., NEUTRAL (TOYO) ....	9 0	-----	1	35600-422-023	2821778
11	BOLT, FLANGE, 6X55 ....	9 0	-----	1	90015-422-000	0690222
	BOLT, FLANGE, 6X55 ....	9 0	-----	1	96000-06055-02	0807404

Part No.	BLOCK NO. DESCRIPTION	E-10	CBX	ENGINE SERIAL NUMBER		QTY	REQ	PART NUMBER	HONDA CODE
				FROM	TO				
12	BOLT, STUD, 6X25 .....	9 0	-----	2	90022-422-000	0690230			
13	BOLT, FLANGE, 6X28 .....	9 0	-----	2	90026-422-000	0690248			
	BOLT, FLANGE, 6X28 .....	9 0	-----	2	96000-06028-02	0807321			
	BOLT, FLANGE, 6X28 .....	9 0	-----	2	96001-06028-02	2829612			
14	BOLT, FLANGE, 6X35 .....	9 0	-----	3	90027-422-000	0689612			
	BOLT, FLANGE, 6X35 .....	9 0	-----	3	96000-06035-02	0807354			
	BOLT, FLANGE, 6X35 .....	9 0	-----	3	96001-06035-02	3996105			
15	WASHER, HOSE COVER .....	9 0	-----	4	90439-422-000	0690263			
16	OIL SEAL, 14X28X7 .....	9 0	-----	1	91206-286-005	0293969			
	OIL SEAL, 17X28X7 .....	9 0	-----	1	91206-286-006	0338442			
	OIL SEAL, 17X28X7 (ARA1) .....	9 0	-----	1	91206-286-013	0153270			
17	O-RING, 22X3.0 .....	9 0	-----	1	91301-250-000	0035287			
	O-RING, 22X3.0 .....	9 0	-----	1	91307-425-003	1216126			
18	NUT, HEX., 4MM .....	9 0	-----	1	94001-04000-05	0209684			
19	NUT, CAP, 6MM .....	9 0	-----	2	94021-06020	0057893			
20	PIV A, DOWEL, B134 .....	9 0	-----	2	94301-08140	0089330			

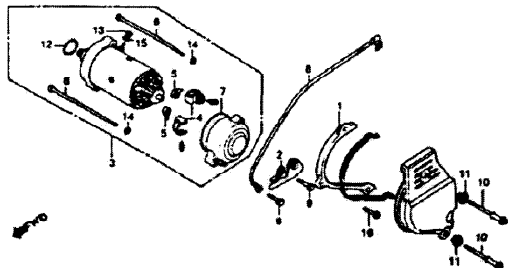
## CONTENTS

TITLE	PAGE	GRID
ADVANCER	17	B8
ALTERNATOR	22	B11
AUTOMATIC FUEL VALVE 80	60	D6
CABLE	2	B1
CAM CHAIN	14	B7
CAMSHAFT	8	B4
CARBURETOR ASSY. 78	52	D2
CARBURETOR COMP. PARTS 78	54	D4
CARBURETOR COMP. PARTS 80	54	D3
CLUTCH	58	D5
COVER, L.	28	C1
COVER, R.	17	B8
CRANKCASE	32	C4
CRANKSHAFT	34	C5
CYLINDER	18	B6
CYLINDER HEAD	5	B2
CYLINDER HEAD COVER	3	B1
GEARSHIFT DRUM	48	C12
OIL FILTER	30	C3
OIL NOSE	2	B1
OIL PUMP	30	C3
PISTON	34	C5
PRIMARY SHAFT	42	C8
STARTER MOTOR	28	C2
TENSIONER	14	B7
TRANSMISSION	46	C11
VALVE	8	B4

GRID

C1

# STARTER MOTOR



E14422011

9 - CBX79 0 - CBX80		CBX	ENGINE SERIAL NUMBER	O T Y R E Q	PART NUMBER	HONDA CODE
Part No.	DESCRIPTION					
1	SPACER, L. BR. COVER .....	0 0	-----	1	11343-422-000	0690271
2	PROTECTOR, CHAIN .....	9 0	-----	1	11344-422-000	0690297
3	MOTOR ASST., STATOR .....	9 0	-----	1	31200-462-405	4165445
	MOTOR ASST., STARTER (MITSUBA) ..	9 0	-----	1	31200-422-008	0690313
4	BRUSH SET, CARBON .....	9 0	-----	1	31201-292-158	0151357
5	SPRING, CARBON BRUSH .....	9 0	-----	2	31204-292-158	0151373
6	BOLT, STARTER MOTOR COVER .....	9 0	-----	2	31205-413-780	0630723
7	O-RING, 60X1.6 .....	9 0	-----	1	31206-402-008	0414235
8	CABLE, BATTERY GROUND .....	9 0	-----	1	32601-422-000	0690321
9	BOLT, FLANGE, 6X28 .....	9 --	-----	2	90029-422-000	0690339
	BOLT, FLANGE, 6X28 .....	9 0	-----	2	96000-06028-07	0807339
	BOLT, FLANGE, 6X28 .....	9 0	-----	2	96001-06028-07	2106011
10	BOLT, SPECIAL, 6X24 .....	9 --	-----	2	90048-422-000	0690347
	BOLT, SPECIAL, 6X24 .....	9 0	-----	2	90048-422-003	0950253
11	WASHER D, 3/16" DIA .....	9 U	-----	2	90342-422-000	0690334
12	O-RING, 24.4X3.1 .....	9 0	-----	1	91309-300-000	0189928

9 - CBX79 0 - CBX80		CBX	ENGINE SERIAL NUMBER	O T Y R E Q	PART NUMBER	HONDA CODE
Part No.	DESCRIPTION					
12	O-RING, 24.4X3.1 (ARA3) .....	9 0	-----	1	91309-425-003	1113422
	O-RING, 24.4X3.1 .....	9 0	-----	1	91312-467-003	2618221
13	NUT, SPECIAL, 6MM .....	9 0	-----	1	90302-KBP-900	4646857
	NUT, HEX., 6MM .....	9 0	-----	1	94002-06000	0058081
	NUT, HEX., 6MM .....	9 0	-----	1	94002-06000-05	0181032
14	WASHER, SPRING, 5MM .....	9 0	-----	2	94111-05000	0058966
15	WASHER, SPRING, 6MM .....	9 0	-----	1	94111-06000	0058974
16	BOLT, FLANGE, 6X20 .....	9 0	-----	1	95700-06020-00	0488684
	BOLT, FLANGE, 6X20 .....	9 0	-----	1	95701-04020-00	2106815

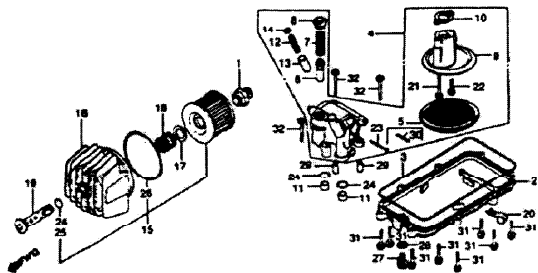
# CONTENTS

TITLE	PAGE	GRID
ADVANCER .....	17	B6
ALTERNATOR .....	22	B11
AUTOMATIC FUEL VALVE 80 .....	00	D4
CABLE .....	2	B1
CAM CHAIN .....	14	B7
CAMSHAFT .....	8	B4
CARBURETOR ASSY. 78 .....	52	C2
CARBURETOR ASSY. 80 .....	36	D4
CARBURETOR COMP. PARTS 78 .....	54	D3
CARBURETOR COMP. PARTS 80 .....	58	D6
CLUTCH .....	20	B10
COVER L .....	26	C1
COVER R .....	17	B8
CRANKCASE .....	32	C4
CRANKSHAFT .....	24	C5
CYLINDER .....	18	B8
CYLINDER HEAD .....	5	S2
CYLINDER HEAD COVER .....	3	B1
GEARSHIFT DRUM .....	46	C12
OIL FILTER .....	30	C2
OIL HOSE .....	2	F1
OIL PUMP .....	30	C5
PISTON .....	24	C5
PRIMARY SHAFT .....	42	D8
STARTER MOTOR .....	28	C2
TENSIONER .....	12	B7
TRANSMISSION .....	46	C11
VALVE .....	8	B4

G10

C2

# OIL FILTER • OIL PUMP



E14422012

B = CBX79 D = CBX80		CBX	1 9 0 0	1 9 0 0	ENGINE SERIAL NUMBER	Q T Y	P A R T N U M B E R	H O N D A C O D E
Part No.	Block No.							
1	BOS, OIL FILTER	9 0			1	11209-422-000	0690362	
2	PAN, OIL	9 0			1	11210-422-000	0690370	
3	PACKING, OIL PAN	9 0			1	11315-422-000	0690388	
4	PUMP ASSY., OIL	9 0			1	15100-422-000	0690396	
5	SCREEN, OIL PUMP FILTER	9 0			1	15129-422-000	0690404	
6	VALVE, RELIEF	9 0			1	15144-422-000	0690412	
7	SPRING, RELIEF VALVE	9 0			1	15145-300-000	0190330	
8	CAP, RELIEF VALVE SPRING	9 0			1	15147-300-000	0190348	
9	CASE, OIL STRAINER	9 0			1	15151-422-000	0690420	
10	GASKET, OIL STRAINER	9 0			1	15155-422-000	0690438	
11	COLLAR, O-RING	9 0			2	15155-300-000	0190363	
12	SPRING, RELIEF VALVE	9 0			1	15165-422-000	0690446	
13	VALVE, RELIEF	9 0			1	15231-413-020	0690453	
14	SEAT, RELIEF VALVE	9 0			1	15233-413-000	0690461	
15	ELEMENT, OIL FILTER (TOKYO ROKI)	9 0			1	15410-422-000	0690479	
					1	15410-422-000	0690479	

Part No.	BLOCK NO.	E-12	DESCRIPTION	9 0	1 9 0 0	ENGINE SERIAL NUMBER	FROM	TO	Q T Y	P A R T N U M B E R	H O N D A C O D E
15	ELEMENT, OIL FILTER	9 0			1	15410-426-000			1	15410-426-000	0760597
	ELEMENT, OIL FILTER	9 0			1	15410-426-000	2004299		1	15410-426-000	0760597
	ELEMENT, OIL FILTER	9 0			1	15410-426-010			1	15410-426-010	1113737
	ELEMENT, OIL FILTER	9 0			1	15410-426-010	2004299		1	15410-426-010	1113737
16	CASE, OIL FILTER	9 0			1	15411-422-000			1	15411-422-000	0690487
17	SEAT, OIL FILTER SPRING	9 0			1	15414-300-000			1	15414-300-000	0190132
18	SPRING, OIL FILTER ELEMENT	9 0			1	15415-300-000			1	15415-300-000	0190140
19	BOLT, OIL FILTER CENTER	9 0			1	15420-300-020			1	15420-300-020	0209968
20	CLAMP, TUBE	9 0			1	16236-469-000			1	16236-469-000	0874081
21	BOLT, FLANGE, 6X35	9 0			1	90006-1A7-670			1	90006-1A7-670	2104602
	BOLT, FLANGE, 6X35	9 0			1	90007-413-000			1	90007-413-000	0495960
	BOLT, FLANGE, 6X35	9 0			1	96000-06035-00			1	96000-06035-00	0799080
	BOLT, FLANGE, 6X35	9 0			1	96001-06035-00			1	96001-06035-00	2112209
22	BOLT, FLANGE, 6X18	9 0			1	90008-413-000			1	90008-413-000	0499978
	BOLT, FLANGE, 6X18	9 0			1	96006-06018-00			1	96006-06018-00	0799066
	BOLT, FLANGE, 6X18	9 0			1	96007-06018-00			1	96007-06018-00	2109493
23	PIN, SPLT, 3.0X25	9 0			1	90701-422-003			1	90701-422-003	0958261
24	O-RING, 15X2.5	9 0			3	91302-028-000			3	91302-028-000	0295592
	O-RING, 15X2.5	9 0			3	91302-028-000	2004299		3	91302-028-000	0295592
	O-RING, 15X2.5	9 0			2	91302-028-000	2004300		2	91302-028-000	0295592
25	O-RING, 15X2.5	9 0			1	91302-377-000			1	91302-377-000	0306995
26	O-RING, 89X4.5	9 0			1	91316-300-003			1	91316-300-003	0190207
	O-RING, 89X4.5	9 0			1	91316-300-005			1	91316-300-005	1065262
	O-RING, 89X4.5	9 0			1	91316-425-003			1	91316-425-003	1113455
27	BOLT, DRAIN PLUG, 12MM	9 0			1	92800-12000			1	92800-12000	0053975
28	WASHER, DRAIN PLUG, 12MM	9 0			1	94109-12000			1	94109-12000	0171868
29	PIN A, DOME, 8X14	9 0			2	94301-08140			2	94301-08140	0269510
30	PIN, SPRING, 1X20	9 0			1	94305-30202			1	94305-30202	0350439
31	BOLT, FLANGE, 6X25	9 0			8	95700-06025-08			8	95700-06025-08	0258731
	BOLT, FLANGE, 6X25	9 0			8	95701-06025-08			8	95701-06025-08	2259771
32	BOLT, FLANGE, 6X32	9 0			3	95700-06032-08			3	95700-06032-08	0252304
	BOLT, FLANGE, 6X32	9 0			3	95701-06032-08			3	95701-06032-08	2581361

TITLE	PAGE	GRID
ADVANCER	17	B16
ALTERNATOR	22	B11
AUTOMATIC FUEL VALVE 80	80	D8
CABLE	7	B1
CAM CHAIN	14	B7
CAM-SHAFT	9	D4
CARBURETOR ASSY. 80	52	D2
CARBURETOR ASSY. 80	56	D4
CARBURETOR COMP. PARTS 79	54	D3
CARBURETOR COMP. PARTS 80	58	D5
CLUTCH	20	B10
COVER L.	26	C1
COVER R.	17	B8
FRAMING CASE	22	C1
CRANKSHAFT	34	C5
CYLINDER	16	B6
CYLINDER HEAD	5	B2
CYLINDER HEAD COVER	3	B1
GEARSHIFT DRUM	49	C12
OIL FILTER	30	C3
OIL NOSE	2	B1
OIL PUMP	30	C3
PISTON	34	C5
PRIMARY SHAFT	42	C9
STARTER MOTOR	28	C2
TENSCHER	14	B7
TRANSMISSION	46	C11
VALVE	8	B4

20 © AMERICAN HONDA MOTOR CO., INC. 1984

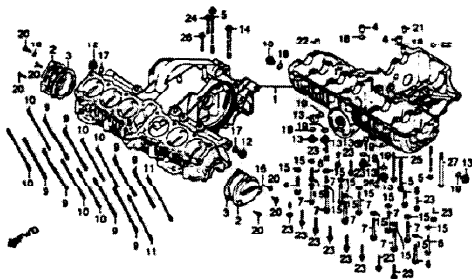
CBX79 ENGINE NO.; CB1E-2000060 TO 2023296  
 CBX79 FRAME NO.; CB1-2000042 TO 2023175  
 CBX80 ENGINE NO.; SC03E-2000025 TO SUBSEQUENT  
 CBX80 FRAME NO.; SC03-2000021 TO SUBSEQUENT

© AMERICAN HONDA MOTOR CO., INC. 1984 31

GHD

C-3

# CRANKCASE



E1422015

Part No.	BLOCK NO. E-13	DESCRIPTION	CBX		QTY	ENGINE SERIAL NUMBER	PART NUMBER	HONDA CODE
			1	0				
1	CRANKCASE SET	CRANKCASE SET	9	---	1	11000-422-020	0700378	
		CRANKCASE SET	9	---	1	11000-422-020	0814921	
		CRANKCASE SET	9	---	1	11000-422-020	0814921	
		CRANKCASE SET	9	---	1	11000-422-030	1177682	
		CRANKCASE SET	9	---	1	11000-422-030	1177682	
2	CAP, CRANKSHAFT	CAP, CRANKSHAFT	9	0	1	11000-469-000	0874099	
3	GASKET, CRANK CAP	GASKET, CRANK CAP	9	0	2	11631-422-000	0690503	
		GASKET, CRANK CAP	9	0	2	11636-422-003	0690511	
		GASKET, CRANK CAP	9	0	2	11636-422-306	4488961	
4	COLLAR, OIL PATH, 18MM	COLLAR, OIL PATH, 18MM	9	0	2	15326-300-000	0193896	
5	BOLT, HEX., 8X135	BOLT, HEX., 8X135	9	0	3	90003-302-000	0196605	
6	BOLT, LBS., 8X70	BOLT, LBS., 8X70	9	0	4	90003-422-000	0690529	
7	BOLT, LBS., 8X100	BOLT, LBS., 8X100	9	0	10	90001-422-000	0490537	
8	BOLT, FLANGE, 8X65	BOLT, FLANGE, 8X65	9	0	1	90017-333-000	0298448	
9	BOLT A, STUD, 10X218	BOLT A, STUD, 10X218	9	---	8	2003478	90031-422-000	0690545
		BOLT A, STUD, 10X220	9	---	8	2003478	90031-422-003	0751701
		BOLT A, STUD, 10X220	9	0	8	90031-422-003	0751701	

8 = CBX79  
0 = CBX'80

Ref No.	BLOCK NO. E-13	DESCRIPTION	CBX		QTY	ENGINE SERIAL NUMBER	PART NUMBER	HONDA CODE
			1	0				
10	BOLT A, STUD, 8X216	BOLT A, STUD, 8X216	9	---	6	2003478	90034-422-000	0690560
		BOLT A, STUD, 8X217	9	---	6	2003478	90034-422-003	0751750
		BOLT A, STUD, 8X217	9	0	6	2003478	90034-422-003	0751750
11	BOLT C, STUD, 8X221	BOLT C, STUD, 8X221	9	---	2	2003478	90039-422-000	0690586
		BOLT C, STUD, 8X222	9	---	2	2003478	90039-422-003	0751693
		BOLT C, STUD, 8X222	9	0	2	2003478	90039-422-003	0751693
12	CAP, OIL PATH	CAP, OIL PATH	9	0	2	90040-422-000	0690594	
13	CAP, SEALING, 18MM	CAP, SEALING, 18MM	9	0	8	90043-422-000	0690602	
14	BOLT, FLANGE, 8X105	BOLT, FLANGE, 8X105	9	0	1	90052-422-000	0700708	
15	WASHER, 8.5MM	WASHER, 8.5MM	9	0	14	90457-422-000	0790746	
16	O-RING, 5.5X1.5	O-RING, 5.5X1.5	9	0	2	91301-216-000	0022200	
17	O-RING, 20MM	O-RING, 20MM	9	0	2	91302-704-000	0688689	
		O-RING, 19.8X2.4	9	0	2	91310-PH0-000	2373496	
		O-RING, 18X3 (ABA1)	9	0	2	91307-KF0-003	1761766	
		O-RING, 18X3	9	0	2	91307-035-000	0174961	
		O-RING, 18X3	9	0	2	91311-044-000	0128074	
19	SEAL, ANCHOR BOLT (INDO)	SEAL, ANCHOR BOLT (INDO)	9	0	8	2001588	91316-PH0-003	2234755
		SEAL, ANCHOR BOLT (INDO)	9	0	8	2001588	91316-PH0-003	2234755
		O-RING, 17.0X2.5 (ABA1)	9	---	8	2001587	91333-KES-008	1873201
		O-RING, 17.8X2.4	9	0	8	2001588	91333-422-003	0753186
		O-RING, 17X2.5	9	---	8	2001587	91333-422-003	0753186
		O-RING, 17X2.5	9	---	8	2001587	91333-562-010	0612213
20	SCREW, OVAL, 6X25	SCREW, OVAL, 6X25	9	0	6	93700-06025-08	0420521	
		SCREW, OVAL, 6X25	9	0	6	93700-06025-0C	0056564	
21	PIN A, DOWEL, 10X16	PIN A, DOWEL, 10X16	9	0	1	94301-10160	0058206	
22	PIN, DOWEL, 10X16	PIN, DOWEL, 10X16	9	0	2	04303-10160	0496428	
23	BOLT, FLANGE, 6X35	BOLT, FLANGE, 6X35	9	0	13	95700-06035-00	0483941	
		BOLT, FLANGE, 6X35	9	0	13	95701-06035-00	2105864	
24	BOLT, FLANGE, 6X65	BOLT, FLANGE, 6X65	9	0	1	95700-06065-00	0476580	
		BOLT, FLANGE, 6X65	9	0	1	95701-06065-00	2552545	
25	BOLT, FLANGE, 6X125	BOLT, FLANGE, 6X125	9	0	2	95700-06125-00	0690636	
26	BOLT, FLANGE, 8X70	BOLT, FLANGE, 8X70	9	0	1	95700-08070-00	0488528	
		BOLT, FLANGE, 8X70	9	0	1	95701-08070-00	2936250	
27	BOLT, FLANGE, 10X140	BOLT, FLANGE, 10X140	9	0	1	95700-10140-00	0690644	

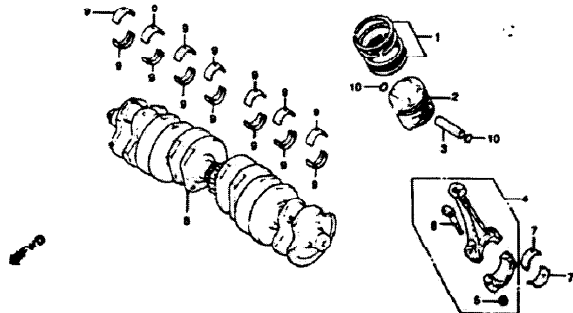
CONTENTS	
TITLE	PAGE QTY
ADVANCER	17 88
ALTERNATOR	22 811
AUTOMATIC FUEL VALVE	80 06
CABLE	7 81
CAM CHAIN	14 87
CAMSHAFT	6 84
CARBURETOR ASSY. 79	52 02
CARBURETOR ASSY. 80	56 04
CARBURETOR COMP. PARTS 79	54 03
CARBURETOR COMP. PARTS 80	58 05
CLUTCH	20 810
COVER L.	26 81
COVER R.	17 86
CRANKCASE	12 04
CRANKSHAFT	34 05
CYLINDER	16 86
CYLINDER HEAD	5 80
CYLINDER HEAD COVER	3 81
GEARSHIFT DRUM	49 C12
OIL FILTER	30 C3
OIL HOSE	2 81
OIL PUMP	30 C3
PISTON	34 C3
PRIMARY SHAFT	42 C9
STARTER MOTOR	28 C2
TENSIONER	14 87
TRANSMISSION	46 C11
VALVE	8 84

© AMERICAN HONDA MOTOR CO., INC. 1984

© AMERICAN HONDA MOTOR CO., INC. 1984

CBX'79 ENGINE NO.; CB1E-2000060 TO 2023296  
 CBX'79 FRAME NO.; CB1T-2000042 TO 2023175  
 CBX'80 ENGINE NO.; SC03E-2005025 TO SUBSEQUENT  
 CBX'80 FRAME NO.; SC03-2000021 TO SUBSEQUENT

# CRANKSHAFT • PISTON



Selection table of crankshaft bearing  
(CR clearance 20-44μ)

Crank pin O.D. 24φ	Crankshaft I.D. 30φ		
	(mm) 1	2	3
0	0 -0.008	0 -0.016	0 -0.024
(mm) I	0 -0.008	D (Yellow)	C (Green)
II	-0.008 -0.016	C (Green)	B (Brown)
III	-0.016 -0.024	B (Brown)	A (Black)

E1442014T

# CRANKSHAFT • PISTON

Selection table of connecting rod bearing  
(CR clearance 20-44μ)

Connecting rod I.D. 30φ	Crank pin O.D. 24φ		
	(mm) A	B	C
0	0 -0.008	0 -0.016	0 -0.024
(mm) 1	0 -0.008	E (Yellow)	D (Green)
2	-0.008 +0.016	D (Green)	C (Brown)
3	+0.016 -0.024	C (Brown)	B (Black)

E1442014 C

● = CBX79  
○ = CBX80

Part No.	BLOCK NO. DESCRIPTION	CBX		ENGINE SERIAL NUMBER	Q T Y R E Q D	PART NUMBER	HONDA CODE
		1 9 7	1 8 0				
1	RING SET, PISTON (STD.) (RIKEN) ..	9	0	-----	6	13011-422-004	0690451
	RING SET, PISTON (STD.) (TEIKOKU) ..	9	0	-----	6	13011-422-005	1058668
	RING SET, PISTON (STD) .....	9	0	-----	6	13011-438-004	0925925
	RING SET, PISTON (0.25) (RIKEN) ..	9	0	-----	(6)	13021-422-004	0690669
	RING SET, PISTON (0.25) (TEIKOKU) ..	9	0	-----	(6)	13021-422-005	1058676
	RING SET, PISTON (0.25) .....	9	0	-----	(6)	13021-438-004	0925933
	RING SET, PISTON (0.50) (RIKEN) ..	9	0	-----	(6)	13031-422-004	0690677
	RING SET, PISTON (0.50) (TEIKOKU) ..	9	0	-----	(6)	13031-422-005	1058684
	RING SET, PISTON (0.50) .....	9	0	-----	(6)	13031-438-004	0925941
	RING SET, PISTON (0.75) (RIKEN) ..	9	0	-----	(6)	13041-422-004	0690685
	RING SET, PISTON (0.75) (TEIKOKU) ..	9	0	-----	(6)	13041-422-005	1058692
	RING SET, PISTON (0.75) .....	9	0	-----	(6)	13041-438-004	0925958
	RING SET, PISTON (1.00) (RIKEN) ..	9	0	-----	(6)	13051-422-004	0690693
	RING SET, PISTON (1.00) (TEIKOKU) ..	9	0	-----	(6)	13051-422-005	1049436
	RING SET, PISTON (1.00) .....	9	0	-----	(6)	13051-438-004	0925966
2	PISTON (STD) .....	9	0	-----	6	13101-422-003	0690701

© AMERICAN HONDA MOTOR CO., INC. 1989 30

# CONTENTS

TITLE	PAGE	GRID
ADVANCER	17	B6
ALTERNATOR	22	B11
AUTOMATIC FUEL VALVE 80	65	D8
CABLE	8	B1
CAM SHAFT	14	B7
CAMSHAFT	8	B4
CARBURETOR ASSY 70	63	D2
CARBURETOR ASSY 80	56	D4
CARBURETOR COMP. PARTS 70	54	D3
CARBURETOR COMP. PARTS 80	54	D6
CLUTCH	20	B10
COVER L	26	C1
COVER R	17	B8
CRANKCASE	23	C4
CRANKSHAFT	34	C3
CYLINDER	16	B8
CYLINDER HEAD	5	B2
CYLINDER HEAD COVER	3	B1
GEARSHIFT DRUM	49	C12
OIL FILTER	30	C3
OIL HOSE	7	B1
OIL PUMP	25	C3
PISTON	34	C3
PRIMARY SHAFT	47	C9
STARTER MOTOR	28	C2
TENSIONER	14	B7
TRANSMISSION	46	C11
VALVE	8	B4

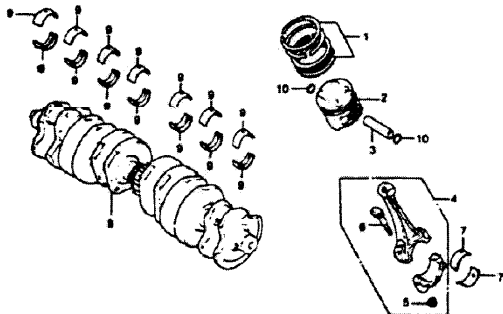
GRID

C5

34 © AMERICAN HONDA MOTOR CO., INC. 1984

CBX79 ENGINE NO.; 081E-2000060 TO 2023796  
 CBX79 FRAME NO.; CB1-2000042 TO 2023175  
 CBX80 ENGINE NO.; SC031-2000025 TO SUBSEQUENT  
 CBX80 FRAME NO.; SC03-2000021 TO SUBSEQUENT

# CRANKSHAFT - PISTON



Retention table of crankshaft bearing  
(CR clearance 20-44g)

Crankshaft I.D. 50g	Crankshaft O.D. 50g			
	(Blue)	1	2	3
	0	-0.008	-0.018	-0.024
	-0.008		-0.018	
(Blue)	I	B (+0.008)	D (Yellow)	E (Brown)
	II	-0.008 -0.018	C (Green)	F (Brown)
	III	-0.018 -0.024	B (Brown)	A (Black)
			A (Black)	AA (Black)

E146270147

9 = CBX79  
0 = CBX80

Part No.	BLOCK NO. E-14 DESCRIPTION	CBX		ENGINE SERIAL NUMBER FROM TO	QTY R E D	PART NUMBER	HONDA CODE
		9	0				
2	PISTON (0.25) .....	9	0	-----	(6)	13102-422-003	0690719
	PISTON (0.50) .....	9	0	-----	(6)	13103-422-003	0690727
	PISTON (0.75) .....	9	0	-----	(6)	13104-422-003	0690735
	PISTON (1.00) .....	9	0	-----	(6)	13105-422-003	0690743
3	PIN, PISTON .....	9	0	-----	0	13111-422-000	0690750
	PIN, PISTON .....	9	0	-----	6	13111-425-000	0711762
4	ROD ASSY. A, CONNECTING .....	9	0	-----	6	13201-422-000	1058700
	ROD ASSY. B, CONNECTING .....	9	0	-----	6	13202-422-000	0690768
	ROD ASSY. A, CONNECTING .....	9	0	-----	6	13202-422-010	2064582
	ROD ASSY. C, CONNECTING .....	9	0	-----	6	13203-422-000	1058718
	ROD ASSY. D, CONNECTING .....	9	0	-----	6	13204-422-000	0690776
	ROD ASSY. C, CONNECTING .....	9	0	-----	6	13204-422-010	2933078
	ROD ASSY. E, CONNECTING .....	9	0	-----	6	13205-422-000	1058726
	ROD ASSY. F, CONNECTING .....	9	0	-----	6	13206-422-000	0690784
	ROD ASSY. G, CONNECTING .....	9	0	-----	6	13207-422-000	1058734
5	MUT, CONNECTING ROD .....	9	0	-----	12	13205-634-010	0549493
6	BOLT, CONNECTING ROD (TOKAI TIN) BOLT, CONNECTING ROD (MAGAYA METAL) .....	9	0	-----	12	13204-689-004	0725416
7	BEARING B, CONNECTING ROD (BLACK) (DAIICHI) .....	9	0	-----	12	13215-413-003	0826669
	BEARING B, CONNECTING ROD (BLACK) (TAIHO) .....	9	0	-----	12	13215-413-004	0493122
	BEARING B, CONNECTING ROD (BLACK) (NIPPON DIA CLEVITE) .....	9	0	-----	12	13215-413-005	1903261
	BEARING B, CONNECTING ROD (BLACK) (TAIHO) .....	9	0	-----	12	13215-413-015	2943835
	BEARING C, CONNECTING ROD (BROWN) (DAIICHI) .....	9	0	-----	12	13216-413-003	0826677
	BEARING C, CONNECTING ROD (BROWN) (TAIHO) .....	9	0	-----	12	13216-413-004	0693130
	BEARING C, CONNECTING ROD (BROWN) (NIPPON DIA CLEVITE) .....	9	0	-----	12	13216-413-005	1173558
	BEARING C, CONNECTING ROD (BROWN) (TAIHO) .....	9	0	-----	12	13216-413-015	2943553

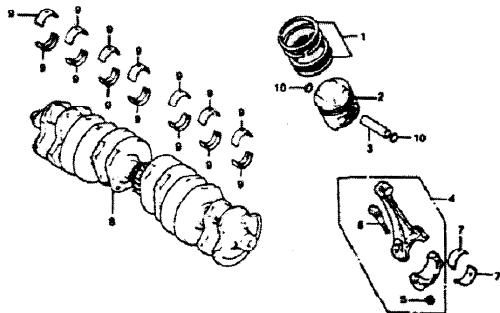
# CONTENTS

TITLE	PAGE	QTY
ADVANCER .....	17	08
ALTERNATOR .....	22	011
AUTOMATIC FUEL VALVE 80 .....	60	08
CABLE .....	2	01
CAM SHAFT .....	14	07
CRANKSHAFT .....	8	04
CARBURETOR ASSY. 79 .....	52	02
CARBURETOR ASSY. 80 .....	56	04
CARBURETOR COMP. PARTS 79 .....	54	03
CARBURETOR COMP. PARTS 80 .....	58	05
CLUTCH .....	20	010
COVER L .....	28	01
COVER R .....	17	09
CRANKCASE .....	32	04
CRANKSHAFT .....	34	05
CYLINDER .....	16	09
CYLINDER HEAD .....	5	02
CYLINDER HEAD COVER .....	3	01
GEARSHIFT DRUM .....	49	012
OIL FILTER .....	30	03
OIL HOSE .....	2	01
OIL PUMP .....	30	03
PISTON .....	34	05
PRIMARY SHAFT .....	42	09
STARTER MOTOR .....	28	02
THROTTLE .....	14	07
TRANSMISSION .....	46	011
VALVE .....	8	04

QTY

C6

# CRANKSHAFT • PISTON



Selection table of crankshaft bearing  
(Oil clearance 20-44μ)

Crankshaft O.D. 30φ	Crankshaft I.D. 30φ			
	(Mark) 1	2	3	
	0 -0.008	D (Yellow)	C (Green)	B (Brown)
	+0.008 +0.016	C (Green)	B (Brown)	A (Black)
	+0.016 +0.024	B (Brown)	A (Black)	AA (Blue)

E14420417

Part No.	BLOCK NO. DESCRIPTION	E-14	CRK		ENGINE SERIAL NUMBER	QTY	PART NUMBER	HONDA CODE
			1	2				
7	BEARING D, CONNECTING ROD (GREEN) (DAIHO)	9	0			12	13217-413-003	0826085
	BEARING D, CONNECTING ROD (GREEN) (TAIHO)	9	0			12	13217-413-004	0493148
	BEARING D, CONNECTING ROD (GREEN) (NISSAN DIA CLEVELITE)	9	0			12	13217-413-005	1173566
	BEARING D, CONNECTING ROD (GREEN) (TAIHO)	9	0			12	13217-413-015	2959708
	BEARING E, CONNECTING ROD (YELLOW) (DAIHO)	9	0			12	13218-413-003	0826093
	BEARING E, CONNECTING ROD (YELLOW) (TAIHO)	9	0			12	13218-413-004	0493155
	BEARING E, CONNECTING ROD (YELLOW) (NISSAN DIA CLEVELITE)	9	0			12	13218-413-005	1173574
	BEARING E, CONNECTING ROD (YELLOW) (TAIHO)	9	0			12	13218-413-015	2955896
	BEARING A, CONNECTING ROD (BLUE) (DAIHO)	0				12	13214-413-003	0826051
	BEARING A, CONNECTING ROD (BLUE) (TAIHO)	0				12	13214-413-004	0630822
	BEARING A, CONNECTING ROD (BLUE) (NISSAN DIA CLEVELITE)	0				12	13214-413-005	1173541
	BEARING A, CONNECTING ROD (BLUE) (TAIHO)	0				12	13214-413-015	2932424
8	CRANKSHAFT ASSY. (DAIHO)	9	0			1	13300-622-000	0690800
9	BEARING A, CRANKSHAFT (BLACK) (DAIHO)	9				14	13315-300-013	0790538
	BEARING B, CRANKSHAFT (BROWN) (DAIHO)	9				14	13316-300-013	0790546
	BEARING C, CRANKSHAFT (GREEN) (DAIHO)	9				14	13317-300-013	0790553
	BEARING D, CRANKSHAFT (YELLOW) (DAIHO)	9				14	13318-300-013	0790561
	BEARING A, CRANKSHAFT (BLACK) (DAIHO)	9	0			14	13315-422-003	0792333
	BEARING A, CRANKSHAFT (BLACK) (DAIHO)	9	0			14	13315-423-003	0715861
	BEARING B, CRANKSHAFT (BROWN) (DAIHO)	9	0			14	13316-422-003	0792341

AMERICAN HONDA MOTOR CO. INC. 1984

# CONTENTS

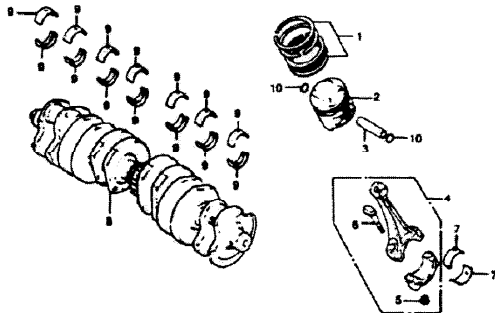
TITLE	PAGE	GRID
ADVANCER	17	28
ALTERNATOR	22	B11
AUTOMATIC FUEL VALVE	40	D8
CABLE	2	B1
CAM CHAIN	14	B7
CRANKSHAFT	9	D4
CARBURETOR ASSY. 79	52	D2
CARBURETOR ASSY. 80	54	D4
CARBURETOR COMP. PARTS 79	54	D3
CARBURETOR COMP. PARTS 80	56	D5
CLUTCH	20	B10
COVER L	26	C1
COVER R	17	B8
CRANKCASE	32	C4
CRANKSHAFT	34	C5
CYLINDER	16	B6
CYLINDER HEAD	5	B2
CYLINDER HEAD COVER	3	B1
GEARSHIFT DRUM	46	C12
OIL FILTER	30	C3
OIL HOSE	2	B1
OIL PUMP	30	C3
PISTON	34	C5
PRIMARY SHAFT	42	C8
STARTER MOTOR	28	C2
TENSIONER	14	B7
TRANSMISSION VALVE	46	C11
	8	B4

GRID

C7

CBX 79 ENGINE NO.; CB1E-2000060 TO 2023296  
 CBX 79 FRAME NO.; CB1-2000042 TO 2023175  
 CBX 80 ENGINE NO.; SC03E-2000023 TO SUBSEQUENT  
 CBX 80 FRAME NO.; SC03-2000021 TO SUBSEQUENT

# CRANKSHAFT • PISTON



Selection table of crankshaft bearing  
(Oil clearance 20-44μ)

Crankshaft O.D. Only	Piston		
	1	2	3
Change I.D. 2μ	B -0.008	-0.008 -0.018	-0.018 -0.024
(Blue)	D (Yellow)	C (Green)	B (Brown)
II	+0.008 +0.016	C (Green)	B (Brown)
		A (Black)	A (Black)
III	+0.016 +0.024	B (Brown)	A (Black)
		AA (Blue)	AA (Blue)

E1442047

9 = CBX '79  
0 = CBX '80

Part No.	BLOCK NO DESCRIPTION	E-14	CBX		ENGINE SERIAL NUMBER		Q T Y R E Q	PART NUMBER	HONDA CODE
			1 9 9	0 0 0	FROM	TO			
9	BEARING B, CRANKSHAFT (BROWN) (DAIDO)		9	0	-----	-----	14	13316-425-003	0715979
	BEARING C, CRANKSHAFT (GREEN) (DAIDO)		9	0	-----	-----	14	13317-422-003	0805200
	BEARING C, CRANKSHAFT (GREEN) (DAIDO)		9	0	-----	-----	14	13317-425-003	0715987
	BEARING B, CRANKSHAFT (YELLOW) (DAIDO)		9	0	-----	-----	14	13318-422-003	0792358
	BEARING D, CRANKSHAFT (YELLOW) (DAIDO)		9	0	-----	-----	14	13318-425-003	0715995
	BEARING AA, CRANKSHAFT (BLUE) (DAIDO)		---	0	-----	-----	14	13314-422-003	0874107
10	CLIP, PISTON PIN, 15MM		9	0	-----	-----	12	94661-15000	0156018

# CONTENTS

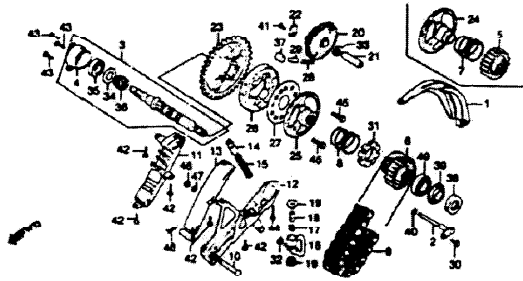
TITLE	PAGE	GRID
ADVANCER	17	B6
ALTERNATOR	22	B11
AUTOMATIC FUEL VALVE 80	80	D8
CABLE	2	B1
CAM CHAIN	14	E7
CRANKSHAFT	8	B4
CARBURETOR ASSY. '79	52	D5
CARBURETOR ASSY. 80	54	D4
CARBURETOR COMP. PARTS	54	D3
78		
CARBURETOR COMP. PARTS	52	D5
80		
CL	20	B10
CO	26	C1
CC	17	B8
CRANK	32	C4
CRANK	34	C5
CYLINDER	18	B6
CYLINDER	5	B2
CHARGER VALVE COVER	9	B1
GEARSHIFT DRUM	48	C13
OIL FILTER	30	C3
OIL HOSE	2	B1
PISTON	30	C3
PISTON	34	C2
PRIMARY SHAFT	42	C9
STARTER MOTOR	28	C2
THROTTLE	14	E7
TRANSMISSION	48	C13
VALVE	8	B4

GRID

C8



# PRIMARY SHAFT



E1422716

9-CBX79 0-CBX80		CBX	QTY	ENGINE SERIAL NUMBER		PART NUMBER	HONDA CODE
1 8 0	1 8 0			FROM	TO		
1	0	0			11145-422-000	0690818	
2	0	0			15511-422-000	0690826	
3	0	0			23100-422-000	0690834	
4	0	0			23102-422-000	0690842	
5	0	0		2020728	23111-422-000	0690859	
6	0	0	2020729		23111-422-010	0814939	
	0	0			23111-422-010	0814939	
	0	0	2020729		23111-422-020	2938306	
	0	0			23111-422-020	2938306	
7	0	0		2020728	23122-422-000	0690867	
8	0	0	2020729		23122-422-010	0814947	
	0	0			23122-422-010	0814947	
9	0	0			23151-422-004	0690875	
10	0	0			23138-431-000	0637298	
11	0	0			23141-422-000	0690883	
12	0	0			23160-422-010	0700774	

9-CBX79  
0-CBX80

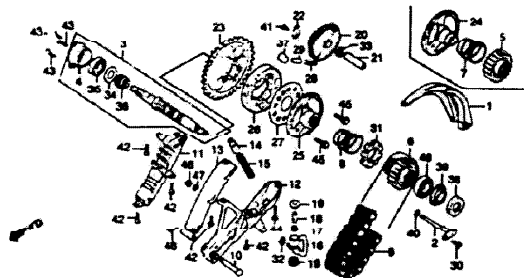
Part No.	BLOCK NO. DESCRIPTION	E-15	ENGINE SERIAL NUMBER		QTY	PART NUMBER	HONDA CODE
			FROM	TO			
13	GUIDE, LOWER PRIMARY CHAIN	9	0		1	23160-422-000	0690909
14	BAR ASSY., TENSIONER PUSH	9	0		1	23167-422-010	0700732
15	SPRING, PRIMARY CHAIN TENSIONER	9	0		1	23168-422-000	0690925
16	PIPE COMP., PRIMARY CHAIN TENSIONER	9	0		1	23175-422-000	0690953
17	FILTER, OIL	9	0		1	23176-422-000	0690941
	FILTER, OIL	9	0		1	23176-469-000	0874115
18	PIV, GUIDE	9	0		1	23177-422-000	0690958
19	RUBBER, SEAL	9	0		2	23170-422-305	1303247
	RUBBER, SEAL	9	0		2	23178-422-000	0690966
	RUBBER, SEAL	9	0		2	23178-469-000	0874123
20	GEAR, STARTER REDUCTION	9	0		1	28101-422-000	0690974
21	SHAFT, STARTER REDUCTION GEAR	9	0		1	28106-422-000	0689521
22	PLATE, IDLE SHAFT STOPPER	9	0		1	28107-422-000	0690990
23	GEAR, STARTER CLUTCH (6AT)	9	0		1	28111-422-000	0691006
24	FLANGE, STARTER CLUTCH	9	0	2020728	1	28115-422-000	0691014
25	FLANGE, STARTER CLUTCH	9	0	2020729	1	28115-422-010	0814954
		9	0		1	28115-422-010	0814954
26	DAFER COMP., STARTER CLUTCH	9	0		1	28120-422-000	0691022
27	PLATE, STARTER CLUTCH	9	0		1	28124-422-000	0691030
28	SPRING, STARTER CLUTCH ROLLER	9	0		3	28125-422-000	0691048
29	CAP, STARTER CLUTCH ROLLER SPRING	9	0		3	28126-516-020	0192716
30	BOLT, FLANGE, 6X14	9	0		1	90204-415-000	0670539
	BOLT, FLANGE, 6X14	9	0		1	96000-06014-00	0782854
	BOLT, FLANGE, 6X14	9	0		1	96001-06014-00	2154672
31	NUT, PRIMARY SPROCKET LOCK	9	0	2020729	1	90056-422-000	0814962
	NUT, PRIMARY SPROCKET LOCK	9	0		1	90056-422-000	0814962
	NUT, PRIMARY SPROCKET LOCK	9	0	2020729	1	90056-422-010	2256774
		9	0		1	90056-422-010	2256774
32	WASHER, FUEL FEED PIPE	9	0		1	90436-500-000	0461319
33	WASHER, WAVE, TORN	9	0		1	90435-422-000	0691055
34	WASHER, SPECIAL, 25MM	9	0		1	90557-422-000	0691063
35	BEARING, RADIAL BALL, 520SA	9	0		1	91002-422-008	0691071
36	BEARING, NEEDLE, 27X33X22	9	0		1	91024-422-000	0691089

# CONTENTS

TITLE	PAGE	GRID
ADVANCER	17	B8
ALTERNATOR	22	B11
AUTOMATIC FUEL VALVE	80	D6
CABLE	2	B1
CAM CHAIN	14	B7
CAMSHAFT	9	D4
CARBURETOR ASSY 79	52	D2
CARBURETOR ASSY 80	56	D4
CARBURETOR COMP PARTS 79	54	D3
CARBURETOR COMP PARTS 80	54	D6
CLUTCH	20	B10
COVER L	26	C1
COVER R	17	B8
CRANKCASE	32	C4
CRANKSHAFT	34	C5
CYLINDER	18	B8
CYLINDER HEAD	5	B2
CYLINDER HEAD COVER	3	B1
GEARSHIFT DRUM	46	C12
OIL FILTER	30	C3
OIL HOSE	2	B1
OIL PUMP	30	C3
PISTON	34	C6
PRIMARY SHAFT	42	C9
STARTER MOTOR	26	C2
TENSIONER	14	B7
TRANSMISSION VALVE	8	B4

CBX79 ENGINE NO.; CB18-2000060 TO 2023296  
 CBX79 FRAME NO.; CB7-2000042 TO 2023175  
 CBX80 ENGINE NO.; SC03E-2000025 TO SUBSEQUENT  
 CBX80 FRAME NO.; SC03-2000021 TO SUBSEQUENT

# PRIMARY SHAFT



E 1442015

9 - CBX79 0 - CBX80		CBX	QTY	RECD	PART NUMBER	HONDA CODE
Part No.	BLOCK NO DESCRIPTION					
17	BOLT, HEX., 6X16	9 0	---	---	91301-422-000	0691007
38	OIL SEAL, 25X38X7	9 0	---	---	91201-422-003	0691105
	OIL SEAL, 25X38X7	9 0	---	---	91201-422-005	1009109
39	OIL SEAL, 25X52	9 0	---	---	91209-422-005	0691113
40	O-RING, 7X1.7	9 0	---	---	91312-107-000	0213348
41	BOLT, HEX., 6X12	9 0	---	---	92000-06012	0054197
	BOLT, HEX., 6X12	9 0	---	---	92101-06012	2738821
	BOLT, HEX., 6X12	9 0	---	---	92101-06012-0A	3591500
42	BOLT, HEX., 6X16	9 0	---	---	92000-06016	0054239
	BOLT, HEX., 6X16	9 0	---	---	92000-06016-0A	0313197
	BOLT, HEX., 6X16	9 0	---	---	92000-06016-1A	0915124
	BOLT, HEX., 6X16	9 0	---	---	92100-06016-0A	1685726
	BOLT, HEX., 6X16	9 0	---	---	92101-06016-0A	2479590
	BOLT, HEX., 6X16	9 0	---	---	92200-06016-0A	1842400
43	BOLT, HEX., 6X18	9 0	---	---	92000-06018	0054254
	BOLT, HEX., 6X18	9 0	---	---	92000-06018-0A	0995811

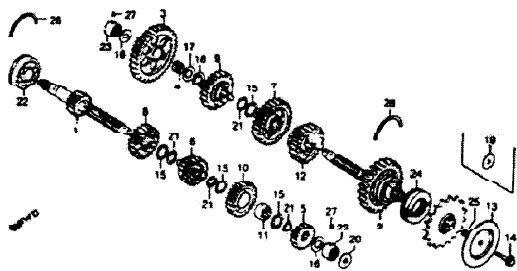
9 - CBX79  
0 - CBX80

Part No.	BLOCK NO DESCRIPTION	CBX	FROM	TO	QTY	RECD	PART NUMBER	HONDA CODE
43	BOLT, HEX., 6X18	9 0	---	---	3	---	92101-06018-0A	2127818
	BOLT, HEX., 6X18	9 0	---	---	3	---	92200-06018	1078278
44	BOLT, HEX., 6X20	9 0	---	---	1	---	92000-06020	0054270
	BOLT, HEX., 6X20	9 0	---	---	1	---	92101-06020-0A	2528925
45	BOLT, HEX., 8X18	9 0	---	---	3	---	92000-00018-0A	0197473
	BOLT, HEX., 8X18	9 0	---	---	3	---	92101-08018-0A	3899408
46	NUT, PLAIN, 6MM	9 0	---	---	1	---	94050-00000	0471623
47	WASHER, PLAIN, 6MM	9 0	---	---	1	---	94101-06800	0365900
48	PIN, LOCK, 6MM	9 0	---	---	1	---	94251-08000	0115527
49	BEARING, RADIAL BALL, 6205	9 0	---	---	1	---	96100-62050-00	0636977
	BEARING, RADIAL BALL, 6205	9 0	---	---	1	---	96100-62050-10	0368076

# CONTENTS

TITLE	PAGE	ORIG
ADVANCER	17	B8
ALTERNATOR	22	B11
AUTOMATIC FUEL VALVE 80	60	D6
CABLE	4	B1
CAM CHAIN	14	B7
CRANKSHAFT	8	B4
CARBURETOR ASSY. 78	52	D2
CARBURETOR COMP. PARTS 78	54	D4
CARBURETOR COMP. PARTS 81	64	D6
CLUTCH	28	B10
COVER L.	26	C1
COVER R.	17	B6
CRANKCASE	32	C4
CRANKSHAFT	34	C5
CYLINDER	16	B8
CYLINDER HEAD	5	B2
CYLINDER HEAD COVER	3	B1
GEARSHIFT DRUM	48	C12
OIL FILTER	30	C3
OIL NOSE	2	B1
OIL PUMP	30	C3
PISTON	34	C5
PRIMARY SHAFT	42	C8
STARTER MOTOR	28	C2
TENSIONER	14	B7
TRANSMISSION	48	C11
VALVE	8	B4

# TRANSMISSION



E1422016

9 - CBX72 0 - CBX90		QTY	PART NUMBER	HONDA CODE	
1 9 7 8 0	CRX				
Ref. No.	BLOCK NO. E-16 DESCRIPTION	ENGINE SERIAL NUMBER	FROM	TO	
1	MAINSHAFT, TRANSMISSION (167) ...	9 0	23211-422-000	0691121	
2	COUNTERSHAFT COMP., TRANSMISSION (357) ...	9 0	23220-422-010	0691139	
3	GEAR, COUNTERSHAFT 1ST (397) ...	9 0	23421-422-000	0691147	
4	COLLAR, 24X17 ...	9 0	23425-422-000	0691154	
5	GEAR, MAINSHAFT SECOND (207) ...	9 0	23431-422-000	0691162	
6	GEAR, MAIN SHAFT THIRD (237) ...	9 0	23451-422-000	0691170	
	GEAR, MAIN SHAFT THIRD (237) ...	9 0	23451-422-010	0950279	
	GEAR, MAIN SHAFT THIRD (237) ...	9 0	23451-422-010	0950279	
7	GEAR COMP., COUNTERSHAFT THIRD (327) ...	9 0	23460-422-000	0691188	
8	GEAR COMP., MAINSHAFT FOURTH (257) ...	9 0	23470-422-000	0691196	
	GEAR COMP., MAINSHAFT FOURTH (257) ...	9 0	23470-422-000	0691196	
	GEAR COMP., MAINSHAFT FOURTH (257) ...	9 0	23470-422-010	0950287	
	GEAR COMP., MAINSHAFT FOURTH (257) ...	9 0	23470-422-010	0950287	

9 - CBX70 0 - CBX90		QTY	PART NUMBER	HONDA CODE	
1 9 7 8 0	CRX				
Ref. No.	BLOCK NO. E-16 DESCRIPTION	ENGINE SERIAL NUMBER	FROM	TO	
9	GEAR, COUNTERSHAFT FOURTH (307) ...	9 0	23481-422-000	0691204	
10	GEAR, MAIN SHAFT FIFTH (277) ...	9 0	23491-422-000	0691212	
	GEAR, MAIN SHAFT FIFTH (277) ...	9 0	2024333	0691212	
	GEAR, MAIN SHAFT FIFTH (277) ...	9 0	23491-422-010	0950295	
	GEAR, MAIN SHAFT FIFTH (277) ...	9 0	23491-422-010	0950295	
11	COLLAR, SPLINE 28X17 ...	9 0	23495-422-000	0691220	
12	GEAR, COUNTERSHAFT FIFTH (287) ...	9 0	23501-422-000	0691238	
13	PLATE, GUIDE ...	9 0	23823-469-000	0874131	
14	BOLT, SPECIAL 10MM ...	9 0	90037-422-000	0691246	
	BOLT, SPECIAL 10MM ...	9 0	90037-422-000	0691246	
	BOLT, SPECIAL 10MM ...	9 0	2300038	0691246	
	BOLT, SPECIAL 10MM ...	9 0	2300039	1053032	
15	WASHER, THRUST, 20MM ...	9 0	90451-422-000	0691253	
16	WASHER, 22MM ...	9 0	90452-704-000	0417238	
17	WASHER, THRUST, 24MM ...	9 0	90455-422-000	0691261	
18	WASHER, LOCK, 24MM ...	9 0	90456-422-000	0691279	
19	WASHER, 10.2MM ...	9 0	90459-422-000	0691287	
20	PLATE, DRIFICE ...	9 0	90558-422-000	0691295	
21	CIRCLIP, EXTERNAL, 20MM ...	9 0	90601-422-000	0691303	
22	BEARING, RADIAL BALL, 6206 ...	9 0	91008-422-004	0691311	
23	BEARING, NEEDLE, 22X38X17.5 ...	9 0	91022-422-008	1660763	
	BEARING, NEEDLE, 22X38X17.5 ...	9 0	91022-422-008	1660763	
	BEARING, NEEDLE, 22MM ...	9 0	91022-422-004	0691329	
	BEARING, NEEDLE, 22MM ...	9 0	91022-422-004	0691329	
24	OIL SEAL, 40x62x13 ...	9 0	91205-422-013	0700351	
	OIL SEAL, 40x62x13 ...	9 0	91205-422-013	0700351	
	OIL SEAL, 40x62x13 ...	9 0	2003422	1660799	
	OIL SEAL, 40x62x13 ...	9 0	2003422	1660799	
	OIL SEAL, 40x62x13 ...	9 0	91205-425-003	0796888	
	OIL SEAL, 40x62x13 ...	9 0	91205-425-003	0796888	
25	O-RING, 9.8x2.4 ...	9 0	91305-422-000	0686774	
26	SET RING, 62MM ...	9 0	95015-26200	0687822	
	SET RING, 62MM ...	9 0	2300038	0687822	
	SET RING, 62MM ...	9 0	95015-26200	0687822	
	SET RING, 62MM ...	9 0	90602-428-000	1039138	
	SET RING, 62MM ...	9 0	2300038	1039138	
27	ROLLER, 6X10 ...	9 0	96220-60100	0691352	
	ROLLER, 6X10 ...	9 0	96220-60100	0691352	

## CONTENTS

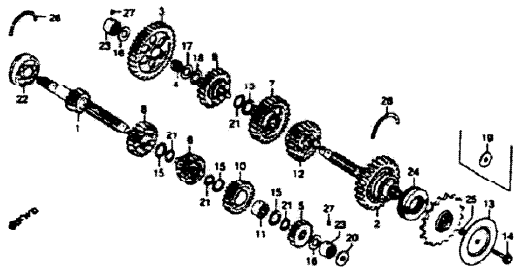
TITLE	PAGE	GRID
ADVANCE	17	B6
ALTERNATOR	22	B11
AUTOMATIC FUEL VALVE 80	80	D8
CLACK	6	B1
CAM CHAIN	14	B7
CAMSHAFT	8	B4
CARBURETOR ASSY. 78	52	D2
CARBURETOR COMP. PARTS 78	54	D3
CARBURETOR COMP. PARTS 80	54	D3
CLUTCH	20	B10
COVER PL	26	C1
COVER PL	17	B8
CRANKCASE	32	C4
CRANKSHAFT	34	C5
CYLINDER	16	B6
CYLINDER HEAD	5	B2
CYLINDER HEAD COVER	3	B1
GEARSHIFT DRUM	48	C12
OIL FILTER	30	C3
OIL HOSE	2	B1
OIL PUMP	30	C3
PISTON	34	C5
PRIMARY SHAFT	42	C8
STARTER MOTOR	28	C2
TENSIONER	14	B7
VALVE	16	B11
VALVE	8	B4

AMERICAN HONDA MOTOR CO. INC. 1984

CBX79 ENGINE NO.: CB1E-2000060 TO 2023296  
 CBX79 FRAME NO.: CB1-2000062 TO 2023175  
 CBX90 ENGINE NO.: SC05E-2000025 TO SUBSEQUENT  
 CBX90 FRAME NO.: SC03-2000021 TO SUBSEQUENT

AMERICAN HONDA MOTOR CO. INC. 1984

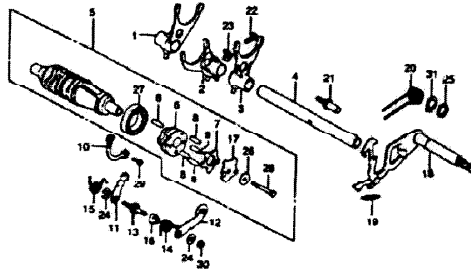
# TRANSMISSION



E1442816

Part No.	BLOCK NO.	E-16	CBX	ENGINE SERIAL NUMBER		QTY	PART NUMBER	HONDA CODE
				FROM	TO			
27 PIN, GEARSHIFT FORK GUIDE	0	2001858	2	24261-283-000	0075911			

# GEARSHIFT DRUM



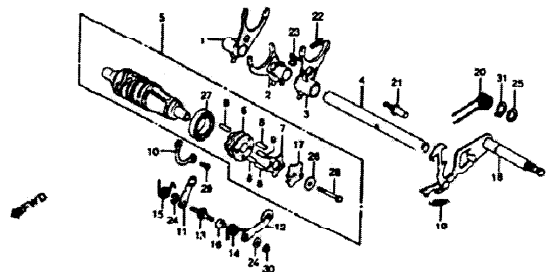
E1442817

Part No.	BLOCK NO.	E-17	CBX	ENGINE SERIAL NUMBER		QTY	PART NUMBER	HONDA CODE
				FROM	TO			
1 FORK, R. GEARSHIFT	9	0	1	24211-422-000	0691360			
2 FORK, CENTER GEARSHIFT	9	0	1	24212-422-000	0691378			
3 FORK, L. GEARSHIFT	9	0	1	24213-422-000	0691386			
4 SHAFT, GEARSHIFT FORK	9	0	1	24261-422-000	0691394			
5 DRUM ASSY., GEARSHIFT	9	0	1	24300-422-000	0691402			
6 CENTER, GEARSHIFT DRUM	9	0	1	24303-422-300	0691410			
7 PLATE, DRUM STOPPER CAP	9	0	1	24305-422-000	0691428			
8 PIN, GEARSHIFT DRUM	9	0	4	24306-235-300	0151282			
9 PIN, GEARSHIFT DRUM, AM	9	0	1	24308-422-000	0691436			
10 PLATE, GEARSHIFT DRUM SETTING	9	0	1	24320-422-000	0691444			
11 AM COMP., NEUTRAL STOPPER	9	0	1	24420-422-000	0691451			
12 STOPPER, GEARSHIFT DRUM	9	0	1	24430-329-030	0278267			
13 SHAFT, SHIFT DRUM STOPPER	9	0	1	24434-329-030	0278275			
14 SPRING, SHIFT DRUM STOPPER	9	0	1	24435-422-000	0691469			
15 SPRING, NEUTRAL STOPPER	9	0	1	24436-422-000	0691477			
16 COLLAR, GEARSHIFT DRUM STOPPER	9	0	1	24437-422-000	0691485			

# CONTENTS

TITLE	PAGE	GRID
ADVANCER	17	B6
ALTERNATOR	22	B11
AUTOMATIC FUEL VALVE	80	D8
CABLE	2	B1
CAM SHAFT	14	B7
CAUSHAFT	8	B4
CARBURETOR ASSY. 78	52	D2
CARBURETOR ASSY. 80	54	D4
CARBURETOR COMP. PARTS 78	54	D3
CARBURETOR COMP. PARTS 80	58	D5
CLUTCH	20	B10
COVER L	28	C1
COVER R	17	B6
CRANKCASE	32	C4
CRANKSHAFT	34	C5
CYLINDER	18	B6
CYLINDER HEAD	5	D2
CYLINDER HEAD COVER	3	B1
GEARSHIFT DRUM	49	C12
OIL FILTER	39	C3
OIL HOSE	2	B1
OIL PUMP	30	C3
PISTON	34	C5
PRIMARY SHAFT	42	D8
STARTER MOTOR	28	C2
TENCZAKER	14	B7
TRANSMISSION	46	C11
VALVE	8	B4

# GEARSHIFT DRUM



E14422017

9 - CBX79 0 - CBX80		CBX	ENGINE SERIAL NUMBER	QTY	PART NUMBER	HONDA CODE
Part No.	BLOCK NO. DESCRIPTION					
		1 9 7 8 0		R E O		
17	PLATE, STOPPER ROLLER	9 0		1	24439-422-000	0691493
18	SPINDLE COPP., GEARSHIFT	9 0		1	24610-422-000	0691501
19	SPRING, GEARSHIFT ALIGN	9 0		1	24641-422-000	0691519
20	SPRING, GEARSHIFT RETURN	9 0		1	24651-300-020	0190025
21	PLM, SHIFT RETURN SPRING	9 0		1	24652-300-000	0190033
22	BOLT, SPECIAL, 6X18	9 0		1	90041-422-000	0691527
23	WASHER, LOCK, 6MM	9 0		1	90406-422-000	0706765
24	WASHER, SHIFT DRUM STOPPER	9 0		2	90453-292-010	0143362
25	WASHER, THROST, 14MM	9 0		1	90454-500-000	0279687
26	WASHER, 6X19	9 0		1	90481-259-000	0040220
27	BEARING, BALL, 1600S (INTD)	9 0		1	91008-374-003	0362855
28	BOLT, HEX., 6X35	9 0		1	92200-76035	0700773
29	SCREW, FLAT, 6X18	9 0		2	93600-06016	0055778
	SCREW, FLAT, 6X16	9 0		2	93600-06016-0A	0805358
30	NUT, HEX., 6MM	9 0		1	90310-KA3-711	1553916
	NUT, HEX., 6MM	9 0		1	94000-06000-05	1391283

9 - CBX79 0 - CBX80		CBX	ENGINE SERIAL NUMBER	QTY	PART NUMBER	HONDA CODE
Part No.	BLOCK NO. DESCRIPTION					
		1 9 7 8 0		R E O		
30	NUT, HEX., 6MM	9 0		1	94001-06000	0058016
	NUT, HEX., 6MM	9 0		1	94001-06000-05	0156067
	NUT, HEX., 6MM	9 0		1	94001-06006-05	2829414
	NUT, HEX., 6MM	9 0		1	94001-06200-05	2043255
	NUT, HEX., 6MM	9 0		1	94030-06000	1642693
31	CIRCLIP, EXTERNAL, 14MM	9 0		1	94510-14000	0213809

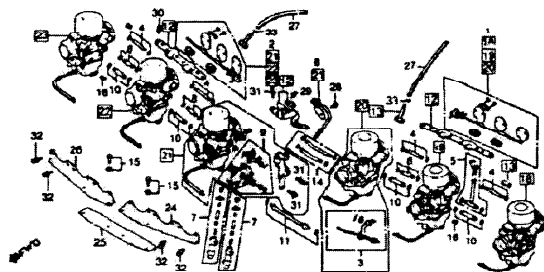
# CONTENTS

TITLE	PAGE	GRID
ADVANCER	17	B6
ALTERNATOR	22	B11
AUTOMATIC FUEL VALVE	80	D18
CABLE	2	B1
CAM SHAFT	14	B7
CAKSHAFT	8	B4
CARBURETOR ASSY 79	52	D2
CARBURETOR ASSY 80	58	D4
CARBURETOR COMP. PARTS 79	54	D3
CARBURETOR COMP. PARTS 80	58	D5
CLUTCH	28	B10
COVER L	26	C1
COVER R	17	B6
CRANKCASE	32	C4
CRANKSHAFT	34	C3
CYLINDER	16	B6
CYLINDER HEAD	5	B2
CYLINDER HEAD COVER	5	B1
GEARSHIFT DRUM	46	C12
OIL FILTER	20	C3
OIL HOSE	2	B1
PISTON	34	C3
PISTON RING	34	C5
PRIMARY SHAFT	42	C8
STARTER MOTOR	28	C2
TENSIONER	14	B7
TRANSMISSION	46	C11
VALVE	8	B4

58 AMERICAN HONDA MOTOR CO., INC. 1984

6 AMERICAN HONDA MOTOR CO., INC. 1984 51

CBX79 ENGINE NO.: CB1E-2000040 TO 2023296  
 CBX79 FRAME NO.: CB1-2000042 TO 2023175  
 CBX80 ENGINE NO.: SC03E-2000025 TO SUBSEQUENT  
 CBX80 FRAME NO.: SC03-2000021 TO SUBSEQUENT

**CARBURETOR ASSY. - 79**


E14422018

Ref. No.	BLOCK NO. DESCRIPTION	E-18	CBX		QTY	PART NUMBER	HONDA CODE
			1	0			
			ENGINE SERIAL NUMBER				
			FROM	TO			
1	LINK SET A, CHOKE	9			1	16017-422-305	0691535
2	LINK SET B, CHOKE	9			1	16018-422-305	0691543
3	ROD SET, PUMP	9			1	16019-422-004	0691550
4	JOINT SET A, FUEL	9			4	16026-422-004	0691576
5	JOINT SET B, FUEL	9			1	16027-422-004	0691584
6	SCREW SET B	9			1	16028-422-004	0691592
7	HOLDER SET, ADJ.	9			2	16030-422-004	0691600
8	JOINT SET C, FUEL	9			3	16031-422-004	0691618
	JOINT SET C, FUEL	9			3	16031-469-004	0874198
9	LINK SET, THROTTLE	9			1	16032-422-004	0691626
10	JOINT SET E, FUEL	9			4	16033-422-004	0691634
11	JOINT SET F, FUEL	9			1	16034-422-004	0691642
12	PLATE SET, RR. STAY	9			1	16035-422-004	0691659
13	JOINT SET D, FUEL	9			2	16036-422-004	0691667
14	JOINT SET G, FUEL	9			1	16037-422-004	0691675
15	SCREW SET E	9			4	16049-422-004	0691683

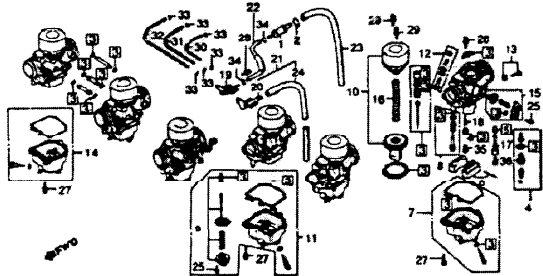
Ref. No.	BLOCK NO. DESCRIPTION	E-18	CBX		QTY	PART NUMBER	HONDA CODE
			1	0			
			ENGINE SERIAL NUMBER				
			FROM	TO			
16	SPRING, COMPRESSION COIL	9			2	16051-413-004	0630962
18	CARBURETOR ASSY. 1	9			1	16101-422-305	0691691
19	CARBURETOR ASSY. 2	9			1	16102-422-305	0691709
20	CARBURETOR ASSY. 3	9			1	16103-422-305	0691717
21	CARBURETOR ASSY. 4	9			1	16104-422-305	0691725
22	CARBURETOR ASSY. 5	9			1	16105-422-305	0691733
23	CARBURETOR ASSY. 6	9			1	16106-422-305	0691741
24	PLATE, L. STAY	9			1	16119-422-004	0691750
25	PLATE, STAY	9			1	16120-422-004	0691766
26	PLATE, R. STAY	9			1	16121-422-004	0691774
27	TUBE, OVER FLOW	9			2	16108-422-701	1882508
	TUBE, FUEL	9			2	16199-422-004	0691782
28	SCREW-WASHER, AX8	9			1	93891-008-00	0691790
29	SCREW-WASHER, AX12	9			1	93892-04012-00	0485946
30	SCREW-WASHER, SX12	9			8	93892-05012-00	0691808
31	SCREW-WASHER, SX16	9			6	93892-05016-00	0691816
32	SCREW-WASHER, SX14	9			12	93892-06014-00	0691824
33	CLIP, TUBE, RR	9			2	95002-02080	0250647

**CONTENTS**

TITLE	PAGE	QTY
ADVANCER	17	88
ALTERNATOR	22	B11
AUTOMATIC FUEL VALVE	60	06
CABLE	2	81
CAM CHAIN	14	87
CAMSHAFT	6	84
CARBURETOR ASSY. 79	52	02
CARBURETOR ASSY. 80	56	04
CARBURETOR COMP. PARTS 79	54	00
CARBURETOR COMP. PARTS 80	56	03
CLUTCH	20	B10
COVER, L.	26	C1
COVER, R.	17	08
CRANKCASE	32	G4
CRANKSHAFT	34	G5
CYLINDER	16	88
CYLINDER HEAD	5	82
CYLINDER HEAD COVER	3	81
GEARSHIFT DRUM	40	C12
OIL FILTER	30	C3
OIL NOSE	2	B1
OIL PUMP	30	C5
PISTON	34	G5
PRIMARY SHAFT	42	C9
STARTER MOTOR	28	C2
TEKSCOVER	14	87
TRANSMISSION	48	C11
VALVE	6	84

G10

D2

**CARBURETOR COMP. PARTS - 79**


E142201801

9 - CBX79 0 - CBX80		CBX	ENGINE SERIAL NUMBER		QTY	PART NUMBER	HONDA CODE
Part No.	DESCRIPTION		FROM	TO			
15	VALVE SET, AIR CUT	9	---	---	1	16048-422-004	0691998
16	SPRING, VACUUM PISTON	9	---	---	6	16050-422-004	0692004
17	HOLDER, NEEDLE JET	9	---	---	6	16165-422-004	0692012
18	NOZZLE, MAIN	9	---	---	6	16166-422-004	0692020
19	JOINT, OVERFLOW TUBE	9	---	2022358	1	16310-422-000	0692038
20	JOINT, TUBE	9	---	2022359	1	16310-422-010	0699781
21	TUBE, OVERFLOW SET	9	---	2022358	1	16310-422-000	0619834
22	TUBE A, OVER FLOW	9	---	2022358	1	16315-422-000	0700799
23	TUBE B, OVER FLOW	9	---	2022358	1	16316-422-000	0700807
24	TUBE B, OVER FLOW	9	---	2022359	1	16316-422-010	0699799
25	SCREW-WASHER, 4X12	9	---	---	5	93892-04012-00	0485946
26	SCREW-WASHER, 4X12	9	---	---	6	93892-04014-00	0692046
27	SCREW-WASHER, 4X16	9	---	---	18	93892-04016-00	0692053
28	SCREW-WASHER, 5X12	9	---	---	2	93892-05012-00	0691808
29	SCREW-WASHER, 5X16	9	---	---	12	93892-05016-00	0691816
30	TUBE, 3.5X80 (BULK NOSE: 95001-35003-400)	9	---	---	2	95001-35080-40	0692087
31	TUBE, 3.5X100 (BULK NOSE: 95001-35003-400)	9	---	---	2	95001-35140-40	0451815
32	TUBE, 3.5X210 (BULK NOSE: 95001-35003-400)	9	---	---	2	95001-35210-40	0299768
33	CLIP, TUBE, #7	9	---	---	12	95002-02070	0250439
34	CLIP, TUBE, #10	9	---	---	2	95002-02100	0250985
35	JET, PRIMARY MAIN, #65	9	---	---	6	99101-393-0650	0692103
36	JET, #98	9	---	---	6	99101-648-0980	4428421
	JET, MAIN, #98	9	---	---	6	99101-393-0980	0476697
	JET, SECONDARY MAIN (#98)	9	---	---	6	99102-393-0980	0692111

**CONTENTS**

TITLE	PAGE	GRID
ADVANCER	17	B8
ALTERNATOR	22	B11
AUTOMATIC FUEL VALVE #0	80	D8
CABLE	2	B1
CAM CHAIN	14	B7
CAMSHAFT	8	B4
CARBURETOR ASSY. 79	52	D2
CARBURETOR ASSY. 80	26	D4
CARBURETOR COMP. PARTS 79	54	D3
CARBURETOR COMP. PARTS 80	56	D6
CLUTCH	20	B10
COVER L	26	C1
COVER R	17	B8
CRANKCASE	99	F4
CRANKSHAFT	34	C5
CYLINDER	16	B8
CYLINDER HEAD	5	B2
CYLINDER HEAD COVER	3	B1
GEARSHIFT DRUM	40	C12
OIL FILTER	30	C3
OIL HOSE	2	B1
OIL PUMP	30	C3
PISTON	34	C5
PRIMARY SHAFT	42	C9
STARTER MOTOR	28	C2
TENSORER	16	B7
TRANSMISSION	48	C11
VALVE	8	B4

GRID

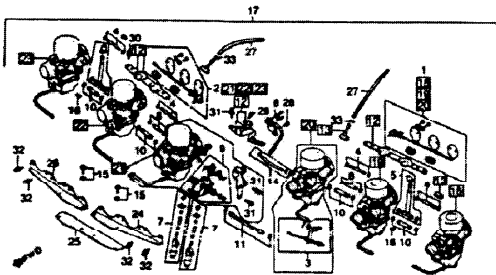
D3

91 AMERICAN HONDA MOTOR CO., INC. 1984

91 AMERICAN HONDA MOTOR CO., INC. 1984

CBX79 ENGINE NO.; CB1E-2000060 TO 2023296  
 CBX79 FRAME NO.; CB1-2000062 TO 2023175  
 CBX80 ENGINE NO.; SC034-2000025 TO SUBSEQUENT  
 CBX80 FRAME NO.; SC03-2000021 TO SUBSEQUENT

# CARBURETOR ASSY. - 80



E1442019

9 - CBX79 0 - CBX80		CBX	ENGINE SERIAL NUMBER		QTY	PART NUMBER	HONDA CODE
Plat No.	BLOCK NO. E-19 DESCRIPTION		FROM	TO			
1	LINK SET A, CHOKE	0			1	16017-469-305	0874149
2	LINK SET B, CHOKE	0			1	16018-469-305	0874156
3	ROD SET, PUMP	0			1	16019-469-004	0874164
4	JOINT SET A, FUEL	0			4	16026-422-004	0691576
5	JOINT SET B, FUEL	0			2	16027-469-004	0874172
6	SCREW SET B	0			1	16028-469-004	0874180
7	NUTS SET, ADJ.	0			2	16030-422-004	0691600
8	JOINT SET C, FUEL	0			2	16031-469-004	0874198
9	LINK SET, THROTTLE	0			1	16032-469-004	0874206
10	JOINT SET E, FUEL	0			4	16033-422-004	0691634
11	JOINT SET F, FUEL	0			1	16034-422-004	0691642
12	PLATE SET, IN. STAY	0			1	16035-422-004	0691659
13	JOINT SET D, FUEL	0			2	16036-422-004	0691667
14	JOINT SET G, FUEL	0			1	16037-469-004	0874214
15	SCREW SET E	0			4	16049-422-004	0691683
16	SPRING, COMPRESSION COIL	0			2	16051-413-004	0630962

9 - CBX79  
0 - CBX80

Plat No.	BLOCK NO. E-19 DESCRIPTION	CBX		ENGINE SERIAL NUMBER		QTY	PART NUMBER	HONDA CODE
		FROM	TO	FROM	TO			
17	CARBURETOR ASSY.	0				1	16100-469-004	0933986
18	CARBURETOR ASSY. 1	0				1	16101-469-305	0874222
19	CARBURETOR ASSY. 2	0				1	16102-469-305	0874230
20	CARBURETOR ASSY. 3	0				1	16103-469-305	0874248
21	CARBURETOR ASSY. 4	0				1	16104-469-305	0874255
22	CARBURETOR ASSY. 5	0				1	16105-469-305	0874263
23	CARBURETOR ASSY. 6	0				1	16106-469-305	0874271
24	PLATE, L. STAY	0				1	16119-422-004	0691758
25	PLATE, STAY	0				1	16120-469-004	0874289
26	PLATE, R. STAY	0				1	16121-422-004	0691774
27	TUBE, OVER FLOW TUBE, FUEL	0				2	16198-RC9-791	1882398
28	SCREW-WASHER, 4x8	0				1	93892-0408-00	0691790
29	SCREW-WASHER, 4x12	0				1	93892-04012-00	0485946
30	SCREW-WASHER, 5x12	0				8	93892-05012-00	0691808
31	SCREW-WASHER, 5x16	0				4	93892-05016-00	0691816
32	SCREW-WASHER, 4x14	0				12	93892-06014-00	0691824
33	CLIP, TUBE, BB	0				2	95002-02080	0256647

# CONTENTS

TITLE	PAGE	GROUP
ADVANCER	17	BB
ALTERNATOR	22	B11
AUTOMATIC FUEL VALVE BB	80	D6
CABLE	2	B1
CAM CHAIN	14	B7
CRANKSHAFT	8	B4
CARBURETOR ASSY. 79	52	D2
CARBURETOR ASSY. 80	56	D4
CARBURETOR COMP. PARTS	54	D3
CLUTCH	20	B10
COVER, L.	28	C1
COVER, R.	17	B6
CRANKCASE	32	C5
CRANKSHAFT	34	C5
CYLINDER	18	B8
CYLINDER HEAD	5	B2
CYLINDER HEAD COVER	3	B1
GEARSHIFT DIAL	48	C12
OIL FILTER	30	C3
OIL HOSE	2	B1
OIL PUMP	30	C3
PISTON	34	C5
PRIMARY SHAFT	42	C9
STARTER MOTOR	28	C2
TENSOR	14	B7
TRANSMISSION	46	C11
VALVE	8	B4

AMERICAN HONDA MOTOR CO., INC. 1984

AMERICAN HONDA MOTOR CO., INC. 1984

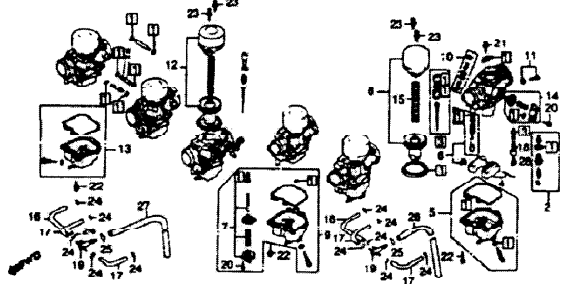
CBX79 ENGINE NO.; 6B1E-2000060 TO 2023296  
 CBX79 FRAME NO.; CB1-2000042 TO 2023175  
 CBX80 ENGINE NO.; SC03E-2000025 TO SUBSEQUENT  
 CBX80 FRAME NO.; SC03-2000021 TO SUBSEQUENT

GRID

D4



# CARBURETOR COMP. PARTS - 80



E14420(100)

8 - CBX79  
0 - CBX80

CBX

1 0 7 9  
1 0 8 0

ENGINE SERIAL NUMBER

O T Y

R E O

PART NUMBER

HONDA CODE

Part No	DESCRIPTION	8 0	FROM	TO	PART NUMBER	HONDA CODE
1	GASKET SET	0		6	16010-469-004	0874297
2	VALVE SET, FLOAT	0		6	16011-422-004	0691923
3	NEEDLE SET, JET	0		6	16012-469-004	0874305
4	FLOAT SET	0		6	16013-679-005	0630889
5	CHAMBER SET A, FLOAT	0		2	16015-422-004	0691949
6	SCREEN SET A	0		6	16016-KC2-970	4352634
	SCREEN SET A	0		6	16016-413-751	0815662
	SCREEN SET A	0		6	16016-428-771	0812552
	SCREEN SET A	0		6	16016-469-004	0874313
7	DIAPHRAGM SET, PUMP	0		1	16024-422-004	0691948
8	PISTON SET, VACUUM	0		2	16022-469-004	0874321
9	CHAMBER SET B, FLOAT	0		1	16023-422-004	0691964
10	SCREEN SET C	0		5	16029-PC6-005	1461128
	SCREEN SET C	0		5	16029-413-004	0630939
11	SCREEN SET D	0		5	16038-422-004	0691972
12	PISTON SET, VACUUM	0		4	16044-469-004	0874339

8 - CBX79  
0 - CBX80

CBX

1 0 7 9  
1 0 8 0

ENGINE SERIAL NUMBER

O T Y

R E O

PART NUMBER

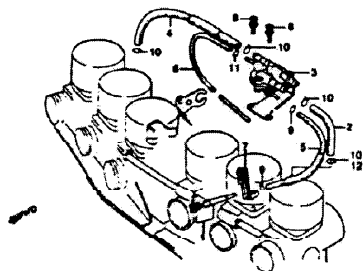
HONDA CODE

Part No	DESCRIPTION	8 0	FROM	TO	PART NUMBER	HONDA CODE
13	CHAMBER SET C, FLOAT	0		3	16045-422-004	0691980
14	VALVE SET, AIR CUT	0		1	16048-PA2-004	1058841
	VALVE SET, AIR CUT	0		1	16048-422-004	0691998
15	SPRING, VACUUM PISTON	0		6	16050-422-004	0692004
16	TUBE, FUEL 3.5X120	0		2	16143-469-004	0874347
17	TUBE, FUEL 3.5X60	0		4	16144-469-004	0874354
18	NEEDLE, NEEDLE JET	U		6	10103-17-004	0827090
19	JOINT, TUBE	0		2	16310-469-000	0874362
20	SCREW-WASHER, 4X12	0		5	93892-04012-00	0485946
21	SCREW-WASHER, 4X12	0		6	93892-04014-00	0692046
22	SCREW-WASHER, 4X16	0		18	93892-04016-00	0692058
23	SCREW-WASHER, 5X16	0		12	93892-05016-00	0691816
24	CLIP, TUBE, B7	0		12	95002-02070	0250639
25	CLIP, TUBE, B10	0		2	95002-02100	0250985
26	TUBE, B1430	0		1	95005-80430-10	0874370
27	TUBE, B1560	0		1	95005-80560-20	0874388
28	JET, MAIN, # 110	0		6	99101-393-1100	0644955
	JET, SECONDARY MAIN (# 110)	0		6	99102-393-1100	0631028

# CONTENTS

TITLE	PAGE	GROUP
ADVANCER	17	BB
ALTERNATOR	22	B11
AUTOMATIC FUEL VALVE	80	DB
CABLE	2	B1
CAM SHAFT	14	BF
CRANKSHAFT	8	BA
CARBURETOR ASSY. 78	52	DB
CARBURETOR ASSY. 80	18	DA
CARBURETOR COMP. PARTS 78	54	DB
CARBURETOR COMP. PARTS 80	56	DC
CLUTCH	20	B10
COVER L.	26	C1
COVER R.	17	BB
CRANKCASE	32	CA
CRANKSHAFT	34	CB
CYLINDER	15	BB
CYLINDER HEAD	5	BC
CYLINDER HEAD COVER	3	B1
GEARSHIFT DRUM	45	C12
OIL FILTER	30	C3
OIL HOSE	2	B1
OIL PUMP	30	C3
PISTON	34	CB
PRIMARY SHAFT	42	CB
STARTER MOTOR	28	C2
TENSIONER	14	BF
TRANSMISSION	48	C11
VALVE	8	BA

# AUTOMATIC FUEL VALVE - 80



E 14479200

B - CBX79 D - CBX70		CBX	QTY	PRT NUMBER	HONDA CODE
Part No.	BLOCK NO. E-20 DESCRIPTION				
1	JOINT SET, CARBURETOR	9 0	---	(1) 16026-669-005 16026-669-005	0874396 0874396
2	TUBE, FUEL	9 0	---	(1) 16953-422-305	1963441
3	TUBE, FUEL, 7.3x100	9 0	---	1 95001-75100-40	0874441
3	VALVE ASSY., FUEL	9 0	---	(1) 16950-422-015	0771543
	VALVE ASSY., AUTOMATIC FUEL	9 0	---	(1) 16950-422-305	0873851
	VALVE ASSY., AUTOMATIC FUEL	9 0	---	(1) 16970-422-305	1963479
	VALVE ASSY., AUTOMATIC FUEL	9 0	---	1 16970-469-005	0874404
4	TUBE, FUEL, 7.3x200	9 0	---	1 16971-469-005	0874412
5	TUBE, VACUUM	9 0	---	(1) 16972-469-005	0874420
		9 0	---	1 16972-469-005	0874420
6	TUBE, AIR VENT	9 0	---	(1) 16973-469-005	0874438
		9 0	---	1 16973-469-005	0874438
7	CLAMPER, TUBE	9 0	---	(1) 16974-469-005	0874446
		9 0	---	1 16974-469-005	0874446
8	SCREW-WASHER, 5x20	9 0	---	(2) 93892-05020-00	0874453
		9 0	---	2 93892-05020-00	0874453

© AMERICAN HONDA MOTOR CO., INC. 1984

CBX79 ENGINE NO.; CB1E-2000040 TO 2023296

CBX79 FRAME NO.; CB1E-2000042 TO 2023175

CBX80 ENGINE NO.; SC03E-2000023 TO SUBSEQUENT

CBX80 FRAME NO.; SC03E-2000021 TO SUBSEQUENT

B - CBX79  
D - CBX70

Part No.	BLOCK NO. E-20 DESCRIPTION	CBX	QTY	PRT NUMBER	HONDA CODE
9	CLIP, TUBE, B7	9 0	---	(2) 95002-02070	0250639
		9 0	---	2 95002-02070	0250639
10	CLIP, TUBE, B12	9 0	---	(1) 95002-02120	0335034
		9 0	---	4 95002-02120	0335034
11	CLIP, TUBE, B6.5	9 0	---	(1) 95002-02650	0315705
		9 0	---	1 95002-02650	0315705
12	CLIP, TUBE, C11	9 0	---	(1) 95002-70000	0053595

© AMERICAN HONDA MOTOR CO., INC. 1984

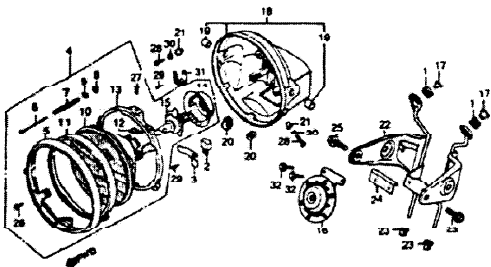
# CONTENTS

TITLE	PAGE	GRID
ADVANCER	17	B6
ALTERNATOR	22	B11
AUTOMATIC FUEL VALVE 80	80	D6
CABLE	2	B1
CAM CHAIN	14	B7
CRANKSHAFT	8	B4
CARBURETOR ASSY. 79	52	D2
CARBURETOR ASSY. 80	56	D4
CARBURETOR COMP. PARTS 79	54	D3
CARBURETOR COMP. PARTS 80	56	D5
CLUTCH	20	B10
COVER L.	26	C1
COVER R.	17	B8
CRANKCASE	32	C4
CRANKSHAFT	34	C2
CYLINDER	16	B8
CYLINDER HEAD	5	B2
CYLINDER HEAD COVER	3	B1
GRASPERS DRUM	48	C12
OIL FILTER	30	C3
OIL HOSE	2	B1
OIL PUMP	30	C3
PISTON	34	C2
PRIMARY SHAFT	42	C8
STARTER MOTOR	26	C3
TENSIONER	14	B7
TRANSMISSION	48	C11
VALVE	8	B4

GRID

D6

# HEADLIGHT



F 14422001

Ref. No.	BLOCK NO. DESCRIPTION	F-1	CBX		QTY	FRAME SERIAL NUMBER	REO	PART NUMBER	HONDA CODE
			1	0					
	0 - CBX79 0 - CBX80		1	0					
1	RUBBER, AIR CLEANER CASE SETTING	9 0			2	17245-107-010		0213462	
2	RECTIFIER ASSY., SILICON (STANLEY)	9 0			1	13700-124-003		0351344	
	RECTIFIER ASSY., SILICON (SHIMBENZER)	9 0			1	13700-124-008		0692129	
3	PLATE, COUPLER SETTING	9 0			1	32901-422-000		0692137	
4	HEADLIGHT ASSY. (12V 60/55W)	9 0			1	33100-422-671		0692145	
5	RIP, HEADLIGHT	9 0			1	33101-422-671		0692152	
6	SCREW, BEAM ADJ.	9 0			1	33103-346-670		0398248	
7	SPRING, HEADLIGHT BEAM ADJUSTING	9 0			1	33107-300-063		0191684	
8	NUT, HEADLIGHT BEAM ADJ.	9 0			1	33117-001-023		0368506	
9	WASHER, BEAM ADJ.	9 0			1	33119-371-003		0406082	
10	HEADLIGHT UNIT	9 0			1	33120-431-671		0637611	
11	RING, RETAINING	9 0			1	33121-405-671		0473140	
12	NUT, UNIT MOUNT	9 0			2	15128-292-670		0182261	
13	RING, SETTING	9 0			1	33153-422-003		0692160	

9 - CBX79  
0 - CBX80

Ref. No.	BLOCK NO. DESCRIPTION	F-1	CBX		QTY	FRAME SERIAL NUMBER	REO	PART NUMBER	HONDA CODE
			1	0					
			1	0					
14	COVER, RUBBER	9 0			1	33180-422-003		0692178	
15	BULB (12342/99)	9 0			1	87258-453-64403		0644039	
	BULB, 12V60/55W H4	9 0			1	34901-371-601		0692186	
16	HORN ASSY.	9 0			1	38100-422-004		0692194	
17	COLLAR, SETTING	9 0			2	61104-422-000		0692202	
18	CASE, HEADLIGHT	9 0			1	2006840		0692210	
	PART, HEADLIGHT	9 0			1	61301-422-010		0813261	
		9 0			1	61301-422-010		0813261	
	CASE, HEADLIGHT (HAT)	9 0			1	2006840		0899807	
		9 0			1	61301-469-000		0899807	
19	COLLAR, HEADLIGHT CASE	9 0			2	61302-300-000		0191734	
20	NUT, HEADLIGHT CASE	9 0			2	61303-422-000		0692228	
21	COLLAR, HEADLIGHT SETTING	9 0			2	61304-292-000		0151514	
22	STAY, HEADLIGHT	9 0			2	2002869		0692234	
	STAY, HEADLIGHT	9 0			2	2002869		0750802	
		9 0			1	61311-422-020		0750802	
23	GROMMET B, HEADLIGHT	9 0			2	61313-422-000		0692244	
24	GUARD, CABLE HARNESS	9 0			1	61315-422-303		0750836	
25	BOLT, HEADLIGHT CASE MOUNT	9 0			2	90151-422-000		0692251	
26	SCREW, PAN, 3x8	9 0			2	93500-03008-04		0198176	
27	SCREW, PAN, 3x8	9 0			2	93500-03008-14		0686290	
27	SCREW, PAN, 5x8	9 0			2	93500-05006-04		0359422	
28	SCREW, PAN, 5x16	9 0			2	93500-05016-08		0192914	
29	SCREW, TAPPING, 6x12	9 0			2	93901-34310		0613414	
30	WASHER, SPRING, SWH	9 0			2	94131-05000		0058966	
31	CLIP, WIRE, SWB	9 0			1	94501-15000		0401150	
32	BOLT-FLANGE, 6x12	9 0			2	93493-06012-07		0823427	
		9 0			2	93493-06012-07		0823427	
	BOLT, FLANGE, 6x12	9 0			2	95700-06012		0346254	
		9 0			2	95700-06012		0346254	
	BOLT, FLANGE, 6x12	9 0			2	95700-06012-00		0487025	
		9 0			2	95700-06012-00		0487025	
	BOLT, FLANGE, 6x12	9 0			2	95700-06012-10		1876044	
		9 0			2	95700-06012-10		1876044	
	BOLT, FLANGE, 6x16	9 0			2	95700-06016-00		0496653	

# CONTENTS

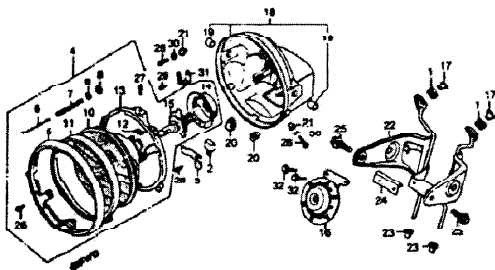
ITEM	FRAME	QTY
AIR CLEANER	114 03	
BATTERY	112 02	
BRAKE CALIPER, FR.	85 E12	
BRAKE CALIPER, RR.	84 F5	
BRAKE PEDAL	118 06	
CABLE	88 E4	
CHAIN CASE 79	124 08	
CHAIN CASE 80	126 09	
FENDER, FR.	78 E9	
FENDER, RR.	133 01	
FORK, FR. 79	70 E8	
FORK, FR. 80	80 E11	
FR. BRAKE MASTER CYLINDER	71 E3	
FRAME	140 H4	
FUEL TANK	100 F8	
HANDLEBAR	74 E7	
HEADLIGHT	82 E1	
IGNITION COIL	138 H3	
LEVERS	58 F4	
MAGNETIC SWITCH	110 G1	
MUFFLER	118 G4	
Oil COOLER	143 H4	
REGULATOR	110 G1	
RR. BRAKE MASTER CYLINDER	82 F4	
SEAT 79	104 F10	
SEAT 80	104 F11	
SHIFT PEDAL	118 06	
SHOCK ABSORBER, FR. 79	128 G10	
SHOCK ABSORBER, FR. 80	129 G10	
SIDE COVER	108 F12	
SP. Hrn. Lever	110 H1	
SPEEDOMETER	85 E2	
SPORTS HANDLEBAR KIT	144 H6	
STAND	122 07	
STEERING STEM	78 E8	
STEP	120 04	
SWINGARM 79	124 G8	
SWINGARM 80	126 G8	
TACHOMETER	88 E2	
TAILLIGHT	138 H2	
TOOLS	108 F12	
TORN BUSHING	84 E4	
TURN SIGNAL	132 G12	
WHEEL, FR. 79	88 F2	
WHEEL, FR. 80	90 F3	
WHEEL, RR. 80	98 F8	
WHEEL, RR. 79	88 F7	
WIRE HARNESS	138 H3	

1 AMERICAN HONDA MOTOR CO., INC. 1984

CBX79 ENGINE NO.; CB16-2000060 TO 2023296  
 CBX79 FRAME NO.; CB1-2000062 TO 2023175  
 CBX80 ENGINE NO.; SC03E-2000025 TO SUBSEQUENT  
 CBX80 FRAME NO.; SC03-2000021 TO SUBSEQUENT

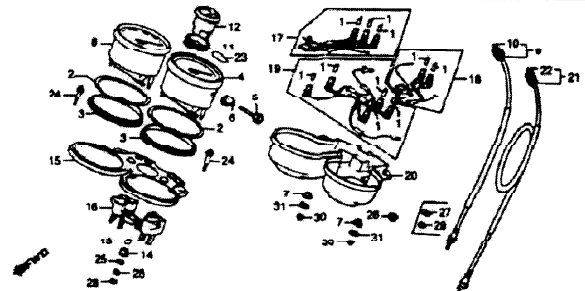
1 AMERICAN HONDA MOTOR CO., INC. 1984

# HEADLIGHT



F1442001

# SPEEDOMETER • TACHOMETER



F1442002

\*CAUTION ON WARNING LABELS MUST BE ORDERED SEPARATELY WHEN APPLICABLE\*

Ref. No.	BLOCK NO. DESCRIPTION	CBX		O T Y	R E O	PART NUMBER	HONDA CODE		
		1 0 7 8 0	1 0 8 0					FRAME SERIAL NUMBER	
								FROM	TO
	32 BOLT, FLANGE, 6x12	9	0	2002870	2	95701-06012-00 95701-06012-00	2105799 2105799		
	BOLT, FLANGE, 6x16	9	0	2002869	2	95701-06016-00	2410892		
	BOLT, FLANGE, 6x12	9	0	2002870	2	95800-06012 95800-06012	0622431 0622431		
	BOLT, FLANGE, 6x12	9	0	2002870	2	95900-06012-02 95900-06012-02	1816727 1816727		

Ref. No.	BLOCK NO. DESCRIPTION	CBX		O T Y	R E O	PART NUMBER	HONDA CODE		
		1 0 7 8 0	1 0 8 0					FRAME SERIAL NUMBER	
								FROM	TO
1	BULB, BASH (12V3.4W) (PLAST'Y)	9	0	0	10	34902-250-000	0044909		
2	RING, METER	9	0	0	2	37114-422-008	0692277		
3	CUSHION, METER	9	0	0	2	37115-422-008	0692285		
	CUSHION, METER	9	0	0	2	37115-469-000	0874479		
4	SPEEDOMETER ASST. (RPM)	9	0	0	1	37200-422-671	0692293		
	SPEEDOMETER ASST. (RPM)	9	0	0	1	37200-422-672	1619444		
	SPEEDOMETER ASST.	9	0	0	1	37200-422-674	4348876		
	SPEEDOMETER ASST. (RPM)	9	0	0	1	37200-469-670	0874487		
	SPEEDOMETER ASST. (RPM)	9	0	0	1	37200-469-671	1613636		
5	KNOB, TRIP METER	9	0	0	1	37220-422-008	0692301		
6	GROMMET, TRIP METER KNOB	9	0	0	1	37221-422-008	0692319		
7	RUBBER, METER MOUNTING	9	0	0	4	37244-422-000	0692527		
8	TACHOMETER ASSY.	9	0	0	1	37250-467-740	3175689		
	TACHOMETER ASSY.	9	0	0	1	37250-422-008	0692335		
	TACHOMETER ASSY.	9	0	0	1	37250-422-018	1115302		
9	CABLE ASSY., TACHOMETER	9	0	0	1	37260-422-000	0692343		

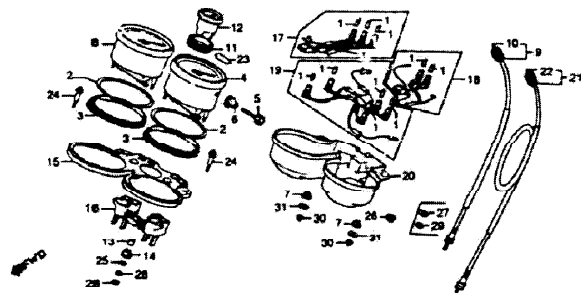
# CONTENTS

TITLE	PAGE	GRID
AIR CLEANER	114	G3
BATTERY	112	G2
FRAME CALIPER, FR.	94	E12
FRAME CALIPER, FR.	94	F3
BRAKE PEDAL	118	G5
CABLE	86	E4
CRANK CASE, 78	124	G8
CURVE LINK, SW	169	W6
FENDER, FR.	78	E8
FENDER, FR.	130	G11
FORK, FR. 78	79	E8
FORK, FR. 80	80	E11
FR. BRAKE MASTER		
CYLINDER	71	E5
FRAME	140	H4
OIL TANK	100	H6
HANDLEBAR	74	E7
HEADLIGHT	62	E1
IGNITION COIL	136	H3
FLYER	88	E4
MAGNETIC SWITCH	110	G1
MUFFLER	116	G4
Oil COOLER	140	H4
REGULATOR	116	G1
FR. BRAKE MASTER		
CYLINDER	82	F4
SEAT 78	104	F10
SEAT 80	106	F11
SHIFT PEDAL	118	G5
SHOCK ABSORBER, FR. 78	128	G10
SHOCK ABSORBER, FR. 80	129	G10
SIDE COVER	108	F12
SPARK UNIT	110	G1
SPEEDOMETER	86	E2
SPORTS HANDLEBAR KIT	144	H6
STAND	122	G7
STEERING STEM	76	E9
STEP	120	G8
SWIRLFLAP 78	124	G8
SWIRLFLAP 80	126	G9
SWITCH	106	F11
TACHOMETER	86	E2
TAILLIGHT	136	H2
TOOLS	108	F12
TOP BRIDGE	74	E7
TURN SIGNAL	132	G12
WHEEL, FR. 78	88	F2
WHEEL, FR. 80	90	F3
WHEEL, FR. 78	88	F8
WHEEL, FR. 80	90	F7
WIRE HARNESS	138	H9

84 © AMERICAN HONDA MOTOR CO., INC. 1984  
 CBX79 ENGINE NO.; CB1E-2000060 TO 2023296  
 CBX79 FRAME NO.; CB1-2000042 TO 2023175  
 CBX80 ENGINE NO.; SC03E-2000025 TO SUBSEQUENT  
 CBX80 FRAME NO.; SC03-2000021 TO SUBSEQUENT

© AMERICAN HONDA MOTOR CO., INC. 1988 85

# SPEEDOMETER • TACHOMETER



\*CAUTION OR WARNING LABELS MUST BE ORDERED SEPARATELY WHEN APPLICABLE\*

F14422002

9 = CBX79  
0 = CBX80

Part No.	BLOCK NO. DESCRIPTION	F-2	CBX		O T Y	R E O	FRAME SERIAL NUMBER	PART NUMBER	HONDA CODE
			9	0					
9	CABLE, TACHOMETER	9 0			1		44830-165-405	4452314	
10	CABLE, TACHOMETER INNER	9 0			1		37261-422-300	1065226	
11	CUSHION, VOLTMETER	9 0			1		37415-422-008	0692350	
	CUSHION, VOLTMETER	0 0			1		37415-469-007	474495	
12	VOLTMETER ASSY.	9 0			1		37420-422-000	72568	
13	COLLAR, VOLTMETER SETTING	9 0			2		37423-422-000	0692376	
14	RUBBER, VOLTMETER SETTING	9 0			2		37424-422-000	0692384	
15	PLATE, METER STAY	9 0			1		37616-422-008	0492362	
	PLATE, METER STAY	9 0			1		37616-469-000	0874563	
16	BOX COMP., PILOT	9 0			1		37611-422-008	0692400	
17	WIRE COMP. A, METER	9 0			1		37612-422-008	0692418	
18	WIRE COMP. B, METER	9 0			1		37613-422-008	0692426	
19	WIRE COMP. C, METER	9 0			1		37614-422-008	0692434	
20	COVER, METER LOWER	9 0			1		37617-422-008	0692442	
21	CABLE ASSY., SPEEDOMETER	9 0			1		44830-094-700	1490044	
	CABLE ASSY., SPEEDOMETER	9 0			1		44830-356-010	0692459	

9 = CBX79  
0 = CBX80

Part No.	BLOCK NO. DESCRIPTION	F-2	CBX		O T Y	R E O	FRAME SERIAL NUMBER	PART NUMBER	HONDA CODE
			9	0					
21	CABLE ASSY., SPEEDOMETER	9 0			1		44830-415-610	0830802	
22	CABLE, SPEEDOMETER INNER	9 0			1		44831-356-000	1065234	
23	LABEL, BREAK IN CAUTION	9 0			1		87523-410-790	0692467	
24	BOLT, METER SETTING	9 0			2		90153-422-000	0692475	
25	WASHER, SPECIAL, 6MM	9 0			2		90555-357-000	0322289	
26	NUT-WASHER, 6MM	0 0			2		91414-422-000	0874511	
27	WASHER, WHEEL, 6MM	9 0			2		90363-355-000	0326306	
	WASHER, PLAIN, 6x20	9 0			2		91414-634-000	0593186	
28	NUT, HEX., 4MM	9 0			4		94001-04000-05	0209684	
29	NUT, HEX., 6MM	9 0			2		94001-06070	0313267	
	NUT, HEX., 6MM	9 0			2		94001-06070-05	0811059	
30	NUT, HEX., CAP, 5MM	9 0			4		94021-05070-05	0692483	
31	WASHER, PLAIN, 5MM	9 0			4		94103-05700	0692491	

# CONTENTS

TITLE	PAGE	GRID
AIR CLEANER	114	G3
BATTERY	112	G3
BRAKE CALIPER FR	85	E12
BRAKE CALIPER RR	84	F5
BRAKE PEDAL	118	G5
CABLE	86	E4
CHAIR CASE 79	124	G6
CHAIR CASE 80	126	G6
FENDER FR	78	E9
FENDER FR	130	G11
FORK FR 79	79	E9
FORK FR 80	82	E11
FR BRAKE MASTER CYLINDER	71	E5
FRAME	140	H4
FUEL TANK	109	F8
HANDLEBAR	74	E7
HEADLIGHT	82	E1
IGNITION COIL	138	H3
LAMP	88	E4
MAGNETIC SWITCH	110	G1
MUFFLER	118	G4
Oil COOLER	140	H4
REGULATOR RR BRAKE MASTER CYLINDER	92	F4
SEAT 79	104	F10
SEAT 80	106	F11
SHOCK PEDAL	118	G5
SHOCK ABSORBER FR 79	128	G10
SHOCK ABSORBER FR 80	129	G10
SKID COVER	108	F12
SPARK LEIST	110	G1
SPEEDOMETER	85	E2
SPORTS HANDLEBAR KIT	144	H6
STAND	122	G7
STEERING STEM	78	E9
STEP	120	G6
SWINGARM 79	124	G8
SWINGARM 80	126	G8
SWITCH CUT OFF	88	E4
TACHOMETER	85	E2
TAILLIGHT	138	H2
TOOLS	108	F12
TOP BRIDGE	74	G7
TURN SIGNAL	124	G12
WHEEL FR 79	80	F2
WHEEL FR 80	80	F3
WHEEL RR 79	84	F6
WHEEL RR 80	88	F7
WIRE HARNESS	138	H3

AMERICAN HONDA MOTOR CO., INC. 1984

E3

AMERICAN HONDA MOTOR CO., INC. 1984

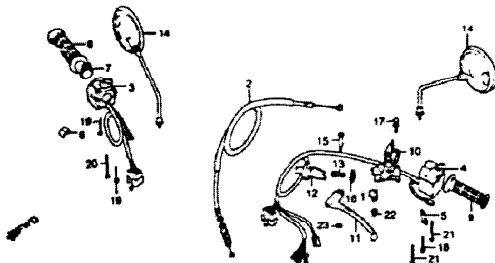
E7

CBX79 ENGINE NO.: E B7E-2000060 TO 2023296  
 CBX79 FRAME NO.: ER 1-2000042 TO 2023175  
 CBX80 ENGINE NO.: S C05E-2000025 TO SUBSEQUENT  
 CBX80 FRAME NO.: SC 03-2000021 TO SUBSEQUENT

GRID

E3

# LEVERS • SWITCH • CABLE



F14422003

		CBX		QTY	PART NUMBER	HONDA CODE
		1 9 8 0	1 0 0 0			
Part No.	BLOCK NO. DESCRIPTION	FRAME SERIAL NUMBER		RE Q		
		FROM	TO			
1	MOLDER, CHOKE CABLE	9 0	---	1	17963-422-000	0692509
2	CABLE COMP., CLUTCH	9 0	---	1	22870-965-605	4348017
	CABLE COMP., CLUTCH	9 0	---	1	22870-962-670	0692517
3	SWITCH ASSY., STARTER KILL	9 --	2012607	1	3517-422-671	0692525
	SWITCH ASSY., STARTER KILL	9 --	2012607	1	35130-422-672	0796821
		9 0	---	1	35130-422-672	0796821
4	SWITCH ASSY., TURN SIGNAL	9 --	2012607	1	35200-422-671	0692533
	SWITCH ASSY., TURN SIGNAL	9 0	---	1	35200-422-672	0796839
		9 0	---	1	35200-422-672	0796839
5	SWITCH COMP., FR. LEVER	9 0	---	1	35330-413-003	0694856
6	CLIP, CABLE	9 0	---	1	44465-422-000	0692511
7	PIPE, THROTTLE GRIP	9 0	---	1	53161-422-000	0692558
8	GRIP, R. HANDLE	9 0	---	1	53165-422-000	0692566
9	GRIP, L. HANDLE	9 0	---	1	53166-422-000	0692574
10	BRACKET ASSY., HANDLE LEVER	9 --	2000204	1	53170-422-010	0692582
		--	---	1	53170-422-010	0692582
	BRACKET ASSY., HANDLE LEVER	--	---	1	53170-422-020	0923144

		CBX		QTY	PART NUMBER	HONDA CODE
		1 9 8 0	1 0 0 0			
Part No.	BLOCK NO. DESCRIPTION	FRAME SERIAL NUMBER		RE Q		
		FROM	TO			
11	CONTROL LEVER, L. HANDLEBAR	9 --	2000934	1	53178-422-000	0692590
	CONTROL LEVER, L. HANDLEBAR	9 --	2000934	1	53178-422-010	0762021
		9 --	2000203	1	53178-422-010	0762021
		9 0	---	1	53178-422-010	0762021
	CONTROL LEVER, L. HANDLEBAR	--	---	1	53178-9A6-000	1405844
	CONTROL LEVER, L. HANDLEBAR	--	---	1	53178-9E3-700	1670918
	CONTROL LEVER, L. HANDLEBAR	--	---	1	53178-422-020	0923136
12	BOOT, HANDLE LEVER	9 --	2024115	1	53180-422-000	0692608
	BOOT, HANDLE LEVER	9 0	---	1	53180-422-010	0771022
		9 0	---	1	53180-422-010	0771022
	BOOT, HANDLEBAR	9 --	2024115	1	53180-422-020	0942383
		9 0	---	1	53180-422-020	0942383
13	BOLT, CABLE ADJ.	9 0	---	1	5311-422-000	0692616
14	WASHER, L.	9 0	---	2	88120-422-000	0692624
15	BOLT, L. HANDLEBAR PIVOT CONTROL LEVER	9 --	---	1	90113-422-000	0692632
		--	---	1	90113-422-000	0692632
	BOLT, L. HANDLEBAR PIVOT	--	---	1	2000204	0923128
		--	---	1	90113-438-000	0923128
16	NUT, FIXING	9 0	---	1	90321-422-000	0692640
17	BOLT-WASHER, 6X25	9 0	---	1	9348-06025-07	0762057
18	SCREW, PAN 5X32	9 --	2012607	1	93500-05032-06	0700815
	SCREW-WASHER, 5X28	9 --	2012608	1	93891-05028-07	0719518
		9 0	---	1	93891-05028-07	0719518
19	SCREW, PAN 5X35	9 --	2012607	2	93500-05035-06	0700823
	SCREW-WASHER, 5X45	9 --	2012608	2	93891-05045-07	0769042
		9 0	---	2	93891-05045-07	0769042
20	SCREW, PAN 5X45	9 --	2012607	1	93500-05045-06	0700831
	SCREW-WASHER, 5x28	9 --	2012608	1	93891-05028-07	0719518
		9 0	---	1	93891-05028-07	0719518
21	SCREW, PAN 5X50	9 --	2012607	2	93500-05050-06	0700840
	SCREW-WASHER, 5X45	9 --	2012608	2	93891-05045-07	0769042
		9 0	---	2	93891-05045-07	0769042
22	SCREW-WASHER, 5X16	9 --	---	1	93891-05016-07	0737050
	SCREW-WASHER, 5X10	--	---	1	93891-05010-07	0660758
23	NUT, SPECIAL, 6MM	9 0	---	1	90362-06P-060	4444857
	NUT, HEX., 6MM	9 0	---	1	94002-06000	0058081

# CONTENTS

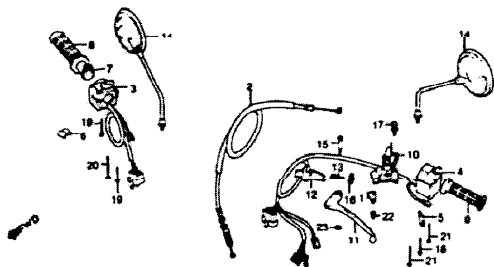
TITLE	PAGE	ORD
AIR CLEANER	114	03
BATTERY	112	02
BRAKE CALIPER, FR.	85	E12
BRAKE CALIPER, RR.	84	P3
BRAKE PEDAL	116	05
CABLE	86	E4
CHAIN CASE, FR.	120	08
CHAIN CASE, RR.	120	08
FENDER, FR.	78	E9
FENDER, RR.	130	G1
FOCK, FR. 79	79	E9
FOCK, RR. 79	82	E11
FR. BRAKE MASTER CYLINDER	71	E5
FRAME	140	H8
FUEL TANK	100	F8
HANDLEBAR	74	E7
HEADLIGHT	82	E1
IGNITION COIL	128	H0
LEVERS	88	F4
MAGNETIC SWITCH	110	G1
MUFFLER	116	G4
Oil COOLER	140	H4
REGULATOR	110	G1
RR BRAKE MASTER CYLINDER	82	F4
SEAT 78	104	F10
SEAT 80	105	F11
SHIFT PEDAL	118	05
SHOCK ABSORBER, FR. 80	128	G10
SHOCK ABSORBER, RR. 80	129	G11
SIDE COVER	108	F12
SPARK UNIT	110	G1
SPEEDOMETER	85	E2
SPORTS HANDLEBAR KIT	144	H8
STAND	132	G7
STEERING STEM	78	F3
STEP	120	06
SWINGARM 78	124	08
SWINGARM 80	126	09
TACHOMETER	85	E2
TAILLIGHT	128	H2
TOOLS	108	F12
TOP BRACKET	74	E7
TURN SIGNAL	132	G12
WHEEL, FR. 78	88	F2
WHEEL, FR. 80	80	F3
WHEEL, RR. 78	88	F2
WHEEL, RR. 80	88	F3
WPE HARNESS	138	H8

AMERICAN HONDA MOTOR CO., INC. 1984

AMERICAN HONDA MOTOR CO., INC. 1984

CBX79 ENGINE NO.; CBX76-2000060 TO 2923296  
 CBX79 FRAME NO.; CBX76-2000063 TO 2002175  
 CBX80 ENGINE NO.; SC03E-2000025 TO SUBSEQUENT  
 CBX80 FRAME NO.; SC03J-2000021 TO SUBSEQUENT

## LEVERS • SWITCH • CABLE

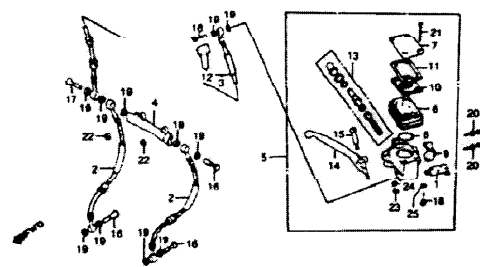


F14422003

BLOCK NO		F-3	FRAME SERIAL NUMBER		R E Q	PART NUMBER	HONDA CODE
No.	DESCRIPTION		FROM	TO			
9	0	9	0	1	94-002-06000-05	0181032	
23 NUT, HEX., BRN ..... 9 0 ..... 1							

1 AMERICAN HONDA MOTOR CO., INC. 1984

## FR. BRAKE MASTER CYLINDER



F14422004

BLOCK NO		F-4	FRAME SERIAL NUMBER		R E Q	PART NUMBER	HONDA CODE
No.	DESCRIPTION		FROM	TO			
1	0	9	0	1	35340-422-003	0692715	
SWITCH ASSY., FR. STOP ..... 9 0 ..... 1							
SWITCH ASSY., FR. STOP ..... 9 0 ..... 1							
2	0	9	0	2	45125-422-013	0914747	
NOSE A, FR. BRAKE ..... 9 0 ..... 2							
NOSE A, FR. BRAKE (NISSHIN) ..... 9 0 ..... 2							
3	0	9	0	1	45126-422-672	0692731	
NOSE B, FR. BRAKE ..... 9 0 ..... 1							
NOSE B, FR. BRAKE (NISSHIN) ..... 9 0 ..... 1							
4	0	9	0	1	45127-422-003	0692749	
JOINT, TWO WAY ..... 9 0 ..... 1							
5	0	9	0	1	45500-422-671	0692730	
CYLINDER ASSY., FR. MASTER ..... 9 0 ..... 1							
CYLINDER ASSY., FR. MASTER ..... 9 0 ..... 1							
CYLINDER ASSY., FR. MASTER ..... 9 0 ..... 1							
CYLINDER ASSY., FR. MASTER ..... 9 0 ..... 1							
CYLINDER ASSY., FR. BRAKE MASTER (NISSHIN) ..... 0 0 ..... 1							
CYLINDER ASSY., FR. BRAKE MASTER (NISSHIN) ..... 0 0 ..... 1							
6	0	9	0	1	45511-422-006	0692784	
CUP, OIL ..... 9 0 ..... 1							

6 AMERICAN HONDA MOTOR CO., INC. 1984

## CONTENTS

TITLE	PAGE	GRID
AIR CLEANER	114	G3
BATTERY	112	G2
BRAKE CALPER FR	94	F12
BRAKE CALPER FR	94	F5
BRAKE PEDAL	118	G6
CABLE	98	E4
CHAIN CASE FR	124	G8
CHAIN CASE R	128	L8
FENDER FR	78	E9
FENDER FR	130	G11
FORK FR 78	78	E9
FORK FR 80	92	E11
FR BRAKE MASTER CYLINDER	71	E5
FRAME	140	H4
FUEL TANK	100	F9
HANDLEBAR	74	E7
HEADLIGHT	82	E1
IGNITION COIL	138	H3
LEVER	48	E4
MAGNETIC SWITCH	110	G1
MUFFLER	118	H4
OIL COOLER	140	H4
REAR LIGHT	148	G1
RR BRAKE MASTER CYLINDER	82	F4
SEAT 78	104	F10
SEAT 80	106	F11
SHIFT PEDAL	118	G8
SHOCK ABSORBER FR 78	128	G10
SHOCK ABSORBER FR 80	128	G10
SIDE COVER	108	F12
SPARK PLUG	110	G1
SPEEDOMETER	96	E2
SPORTS HANDLEBAR KIT	144	H6
STAND	122	G7
STEERING STEM	78	E9
STEP	120	G8
SWINGARM 78	144	G8
SWINGARM 80	128	G8
TACHOMETER	96	E2
TAILLIGHT	138	H2
TOOLS	108	F12
TOP BRACKET	74	E1
TURN SIGNAL	132	G12
WHEEL FR 78	88	F2
WHEEL FR 80	80	F3
WHEEL RR 78	88	F6
WHEEL RR 80	88	F7
WIRE HARNESS	138	H3

GRID

E5

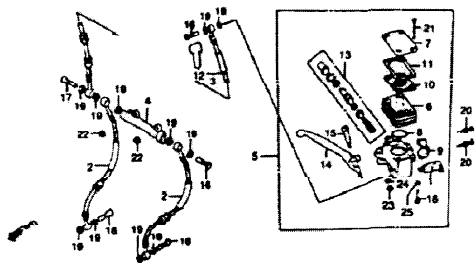
CB179 ENGINE NO.; CB1E-200060 TO 2023296

CB179 FRAME NO.; CB1-200042 TO 2023175

CB180 ENGINE NO.; SC03E-200025 TO SUBSEQUENT

CB180 FRAME NO.; SC03-200021 TO SUBSEQUENT

# FR. BRAKE MASTER CYLINDER



F14C2004

9 - CBX 79 0 - CBX 80		CBX	QTY	PART NUMBER	HONDA CODE		
Part No.	BLOCK NO F-4						
		1 9 7 8 0	1 9 7 8 0	FRAME SERIAL NUMBER			
DESCRIPTION		9	0	FROM	TO		
6	CUP, OIL	9	---	2009211	1	45511-422-016 0743062	45511-422-016 0743062
	CUP, OIL	9	---	2009211	1	45511-463-006 0912303	45511-463-006 0912303
	CUP, OIL	0	---	45511-438-006	1	0827097	
7	CAP, OIL CUP	9	---	45513-422-671	1	0692772	
	CAP SET, OIL CUP	9	---	45519-422-671	1	0819821	
	CAP, OIL CUP	0	---	45513-422-672	1	0823377	
8	O-RING, 39.7X3.5	9	0	45516-422-006	1	0692780	
9	HOLDER, MASTER CYLINDER	9	0	45517-MA5-671	1	0952341	
	HOLDER, MASTER CYLINDER	9	0	45517-422-008	1	0692798	
10	DIAPHRAGM	9	0	45520-422-006	1	0692806	
	DIAPHRAGM	0	---	45520-422-014	1	0804517	
	DIAPHRAGM	9	0	45520-422-026	1	1839521	
11	PLATE, DIAPHRAGM	9	0	45521-422-006	1	0692814	
12	BOOT, MASTER CYLINDER	9	0	45522-422-000	1	0692822	

9 - CBX 79 0 - CBX 80		CBX	QTY	PART NUMBER	HONDA CODE	
Part No.	BLOCK NO F-4					
		1 9 7 8 0	1 9 7 8 0	FRAME SERIAL NUMBER		
DESCRIPTION		9	0	FROM	TO	
13	CYLINDER SET, FR. MASTER	9	0	45530-422-305	1	0692830
	CYLINDER SET, FR. MASTER	9	0	45530-463-305	1	1189364
14	CONTROL LEVER, R. HANDLEBAR	9	0	53175-422-000	1	0692848
	LEVER, R. HANDLEBAR	9	0	53175-438-000	1	0765370
	LEVER, R. HANDLEBAR	9	U	53175-430-010	1	0823080
15	BOLT, R. HANDLEBAR CONTROL LEVER PIVOT	9	0	90114-422-000	1	0692855
16	BOLT, OIL	9	0	90145-300-000	1	0194522
	BOLT, OIL	9	0	90145-300-010	4	1883305
17	BOLT, OIL	9	0	90145-422-010	1	0692863
	BOLT, OIL	9	0	90145-422-020	1	6372314
18	SCREW, PAN, 4X13.5	9	0	90183-422-000	1	0692871
19	WASHER, OIL BOLT	9	0	90545-300-000	11	0189902
20	BOLT-WASHER, 4X25	9	0	93481-06025-07	2	0692657
21	SCREW, FLAT, 4X37	9	0	93600-04037-16	1	0692897
	SCREW, CAP, LVS	0	N	00117-422-004	1	0879801
22	NUT, HEX., 6MM	9	0	90310-4A3-711	2	1553916
	NUT, HEX., 6MM	9	0	94000-06000-05	2	1391283
	NUT, HEX., 6MM	2	---	94001-06000	1	9058016
	NUT, HEX., 6MM	9	0	94001-06000-05	1	0154667
	NUT, HEX., 6MM	9	0	94001-06000-05	2	2829414
	NUT, HEX., 6MM	9	0	94001-06200-05	2	2043255
	NUT, HEX., 6MM	2	---	94030-08000	1	1642695
23	NUT, SPECIAL, 6MM	9	0	90302-2BP-700	1	4644857
	NUT, HEX., 6MM	9	0	94002-06000	1	0058081
	NUT, HEX., 6MM	9	0	94002-06000-05	1	0181032
7C	WASHER, PLAIN, 6MM	0	N	94101-06000	1	0690671
	WASHER, PLAIN, 6MM	9	0	94101-06080	1	3136074
	WASHER, PLAIN, 6MM	9	0	94101-06800	1	0345900
25	WASHER, SPRING, 6MM	9	0	94111-04000	1	0058958

# CONTENTS

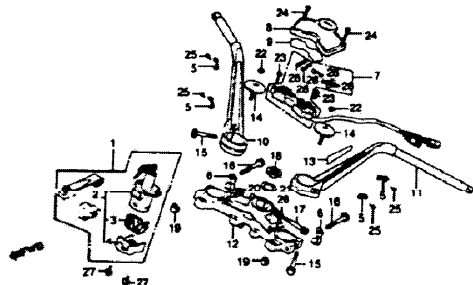
TITLE	PAGE	REV
AIR CLEANER	114	00
BATTERY	112	00
BRAKE CALPER, FR.	80	F12
BRAKE CALPER, RR.	84	F3
BRAKE PEDAL	118	05
CABLE	88	64
CHAIN CASE, 78	124	08
CHAIN CASE, 80	126	08
FENDER, FR.	78	ED
FENDER, RR.	130	011
FORK, FR. 78	78	ED
FORK, FR. 80	82	E11
FR. BRAKE MASTER CYLINDER	71	E5
FRAME	140	H4
FUEL TANK	120	08
HANDLEBAR	74	E7
HEADLIGHT	82	E1
IGNITION COIL	138	H3
LEVER	88	E4
MAGNETIC SWITCH	110	G1
MUFFLER	116	G4
OIL COOLER	140	H4
REGULATOR	116	G1
RR. BRAKE MASTER CYLINDER	80	F4
SEAT 78	104	F10
SEAT 80	108	F10
SHIFT PEDAL	118	08
SHOCK ABSORBER, FR. 78	128	G10
SHOCK ABSORBER, FR. 80	129	G10
SIDE COVER	106	F18
SPRING LINK	110	G1
SPEEDOMETER	85	E3
SPORTS HANDLEBAR KIT	144	H6
STAND	122	G7
STRIPPER, BUSH	76	ED
STEP	120	08
SWINGARM, 78	124	08
SWINGARM, 80	128	08
TACHOMETER	85	E2
TAILLIGHT	138	H2
TOOL	108	F18
TOP BRIDGE	74	E7
TURN SIGNAL	132	G12
WHEEL, FR. 78	88	F2
WHEEL, FR. 80	80	F3
WHEEL, RR. 78	88	F3
WHEEL, RR. 80	80	F3
WIRE HARNESS	138	H3

79 8 AMERICAN HONDA MOTOR CO., INC. 1988  
 CBX 79 ENGINE NO.; CB7E-2000060 TO 2023296  
 CBX 79 FRAME NO.; CB1-2000042 TO 2023175  
 CBX 80 ENGINE NO.; 5C03E-2000025 TO SUBSEQUENT  
 CBX 80 FRAME NO.; 5C03-2000021 TO SUBSEQUENT

8 AMERICAN HONDA MOTOR CO., INC. 1988 79



# HANDLEBAR • TOP BRIDGE



\*CAUTION ON WARNING LABELS MUST BE ORDERED SEPARATELY WHEN APPLICABLE\*

F 14422905

Part No.	BLOCK NO. DESCRIPTION	CBX		QTY	FRAME SERIAL NUMBER	PART NUMBER	HONDA CODE
		1 9 0	1 9 0				
1	KEY SET	9	---	---	2007079	1 35010-422-000	0692905
	KEY SET	9	---	---	2007079	1 35010-422-010	0813220
	KEY SET	9	---	---	2007079	1 35013-422-020	0898569
	KEY SET	9	---	---	2007079	1 35010-422-020	0898569
	KEY SET	9	---	---	2007079	1 35010-449-860	3212248
	KEY SET	9	---	---	2007079	1 35010-449-860	3212248
	KEY SET	9	---	---	2007079	1 35010-469-000	0874552
2	BASE COMP., CONTACT	9	---	---	2007079	1 35100-422-007	0692913
	SWITCH ASSY., COMBINATION & LOCK	9	---	---	2007079	1 35100-422-017	0768705
		9	---	---	2007079	1 35100-422-017	0768705
3	BASE COMP., CONTACT	9	---	---	2007079	1 35101-422-007	0925297
4	COVER, SWITCH	9	---	---	2007079	1 35102-431-007	0925305
5	CLSP, WIRE	9	---	---	2007079	4 35205-422-000	0692921
6	CLAMP, SWITCH WIRE	9	---	---	2007079	2 35210-422-000	0692939
7	BOX ASSY., FUSE	9	---	---	2007079	1 38200-K88-000	3923943
	PLATE ASSY., FUSE	9	---	---	2007079	1 38200-422-005	0692947

9 = CBX79  
0 = CBX80

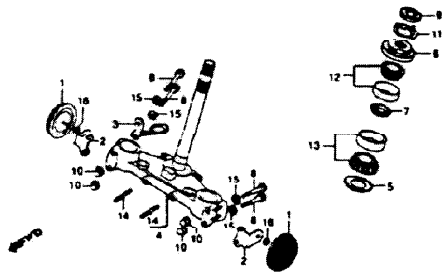
Part No.	BLOCK NO. DESCRIPTION	CBX		QTY	FRAME SERIAL NUMBER	PART NUMBER	HONDA CODE
		1 9 0	1 9 0				
8	COVER, FUSE PLATE	9	0	---	---	1 38210-422-000	0692954
9	LABEL, FUSE	9	0	---	---	1 38215-422-000	0692962
10	PIPE ASSY., R. HANDLEBAR	9	0	---	---	1 53120-422-670	0692970
11	PIPE ASSY., L. HANDLEBAR	9	0	---	---	1 53160-422-670	0692988
12	BRIDGE, FORK TOP	9	---	---	---	1 53230-422-000	0692996
	BRIDGE, FORK TOP	9	---	---	---	1 53230-469-000	0874560
13	LABEL, FR. FORK CAUTION	9	---	---	---	1 87513-469-670	0274578
14	BOLT, HANDLE SETTING	9	---	---	---	2 90107-422-000	0693002
15	BOLT, HANDLEBAR POINT	9	---	---	---	2 90157-422-000	0693010
16	BOLT, SOCKET, 7X55	9	---	---	---	2 90167-422-000	0693028
17	BOLT, SOCKET, 8X75	9	---	---	---	1 90168-422-000	0693036
18	NUT, STEERING STEM	9	---	---	---	1 90304-371-000	0409952
19	NUT, CAP, 7MM	9	---	---	---	2 90360-422-000	0693044
20	NUT, CAP, 8MM	9	---	---	---	1 90443-K79-900	2054914
	NUT, CAP, 8MM	9	---	---	---	1 90443-379-690	0693051
21	WASHER, STEERING STEM	9	---	---	---	1 90305-283-000	0708857
22	CAP, SOCKET BOLT	9	---	---	---	2 91456-371-770	0432195
23	SCREW, PAN 5X16	2	9	---	---	2 93500-09016-0A	0145557
24	SCREW, PAN 5X20	9	---	---	---	2 93500-05020-06	0294181
25	SCREW, TAPPING, 4X8	9	---	---	---	4 93901-34180	0693069
26	WASHER, PLAIN, 8MM	9	---	---	---	1 94102-08700	0687756
27	BOLT, FLANGE, 6X14	9	---	---	---	2 95700-06014-08	0849587
	BOLT, FLANGE, 6X14	9	---	---	---	2 95701-06014-08	2374742
28	FUSE B (15A)	9	0	---	---	5 98200-21500	0252387

# CONTENTS

TITLE	PAGE	UPRU
AIR CLEANER	114	03
BATTERY	112	02
BRAKE CALIPER, FR.	85	E12
BRAKE CALIPER, RR.	84	F5
BRAKE PEDAL	118	G5
CHABLE	88	E4
CHAIN CASE 79	124	G8
CHAIN CASE 80	126	08
FENDER, FR.	78	E9
FENDER, RR.	130	G11
FORK, FR. 79	79	E9
FORK, FR. 80	82	E11
FR. BRAKE MASTER CYLINDER	71	E5
FRAME	140	PH
FUEL TANK	100	08
HANDLEBAR	74	E7
HEADLIGHT	82	E1
IGNITION COIL	138	H3
LEVER	88	E4
MAGNETIC SWITCH	110	G1
MUFFLER	118	G4
OIL COOLER	140	PH
REGULATOR	110	G1
RR. BRAKE MASTER CYLINDER	82	F4
SEAT 79	104	F10
SEAT 80	106	F11
SHIFT PEDAL	116	G6
SHOCK ABSORBER, FR. 79	128	G10
SHOCK ABSORBER, RR. 80	128	G10
SIDE COVER	108	F12
SPARK PLUG	110	G1
SPEEDOMETER	86	E2
SPORT HANDLEBAR KIT	144	H8
STAND	122	G7
STEERING STEM	74	E9
STEP	120	G6
SWINGARM 79	124	G8
SWINGARM 80	128	G8
SWITCH	88	E4
TACHOMETER	86	E2
TAILLIGHT	138	H3
TOOLS	108	F12
TOP BRIDGE	74	E7
TURN SIGNAL	132	G13
WHEEL, FR. 79	88	F2
WHEEL, FR. 80	90	F3
WHEEL, RR. 79	88	F2
WHEEL, RR. 80	88	F2
WIRE HARNESS	138	H3

CBX79 ENGINE NO.: CB7E-200060 TO 2023296  
 CBX79 FRAME NO.: CB1-200042 TO 2023175  
 CBX80 ENGINE NO.: SC03E-200025 TO SUBSEQUENT  
 CBX80 FRAME NO.: SC03-200021 TO SUBSEQUENT

# STEERING STEM



F144226A

Part No.	BLOCK NO. F-4 DESCRIPTION	CBX		QTY REQ	PART NUMBER	HONDA CODE
		FROM	TO			
1	REFLECTOR, FR. REFLEX (STANLEY) ..	9	0	2	33741-413-001	069007
	REFLECTOR, FR. REFLEX (STANLEY) ..	9	0	2	33741-413-013	1882851
	REFLECTOR, FR. REFLEX .....	9	0	2	33742-189-041	2387421
2	STAY, FR. REFLECTOR .....	9	0	2	33750-422-000	0693077
3	CLAMP, TACHOMETER CABLE .....	9	0	1	37265-422-000	0693085
4	STEER LAMP, STEERING .....	9	0	1	52400-422-000	0693093
	STEER COMP., STEERING .....	9	0	1	53200-469-000	0874586
	STEER COMP., STEERING .....	9	0	1	53200-469-010	0933218
5	DUST SEAL, STEERING HEAD .....	9	0	1	53214-371-010	0470948
6	THREAD COMP., STEERING HEAD UPPER ..	9	0	1	53220-422-000	0693101
7	HOLDER, GREASE .....	9	0	1	53223-371-010	0470955
8	BOLT, SOCKET, 6X55 .....	9	0	4	90166-422-000	0693119
9	THREAD, STEERING HEAD TOP (B) .....	9	0	1	90362-425-830	0823930
10	NUT, CAP, 6MM .....	9	0	4	90443-107-000	0215574
11	WASHER, LOCK .....	9	0	1	90506-425-830	0823948
12	BEARING, HEAD PIPE UPPER (MACH) ..	9	0	1	91015-371-000	0471276

9 = CBX79  
0 = CBX80

Part No.	BLOCK NO. F-4 DESCRIPTION	CBX		QTY REQ	PART NUMBER	HONDA CODE
		FROM	TO			
12	BEARING, HEAD PIPE UPPER (TOYO) ..	9	0	1	91015-425-831	0823955
	BEARING, HEAD PIPE UPPER (MACH) ..	9	0	1	91015-425-832	0923227
13	BEARING, HEAD PIPE LOWER .....	9	0	1	91016-371-000	0471284
14	BOLT, STUD, 6X32 .....	9	0	2	92700-06032-38	0693127
15	WASHER, PLAIN, 6MM .....	9	0	4	94102-08000	0199596
16	WASHER, SPRING, 6MM .....	9	0	2	94111-06000	0058974

AMERICAN HONDA MOTOR CO., INC. 1984

# CONTENTS

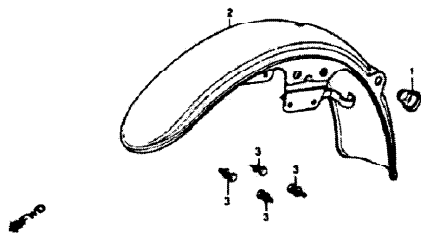
TITLE	PAGE	QTY
AIR CLEANER .....	114	G3
BATTERY .....	112	G2
BRAKE CALIPER FR .....	86	E12
BRAKE CALIPER RR .....	86	F2
BRAKE PEDAL .....	118	G5
CABLE .....	88	E4
CHAIN CASE 79 .....	124	G8
CHAIN CASE 80 .....	126	G9
FENDER FR .....	78	E8
FENDER RR .....	130	G11
FOAM FR 80 .....	78	G8
FOAM RR 80 .....	48	C11
FR BRAKE MASTER .....	71	E5
CYLINDER .....	140	H4
FRASE .....	100	F8
FUEL TANK .....	74	E7
HANDLEBAR .....	82	E1
HEADLIGHT .....	138	H3
IGNITION COIL .....	88	E2
LEVER .....	110	G1
MAGNETIC SWITCH .....	118	G4
MUFFLER .....	140	H4
OIL COOLER .....	110	G1
REGULATOR .....	82	F4
RR BRAKE MASTER .....	104	F10
CYLINDER .....	108	F11
SEAT 79 .....	118	G6
SEAT 80 .....	128	G10
SHOCK ABSORBER FR 79 .....	128	G10
SHOCK ABSORBER FR 80 .....	108	F12
SHOCK ABSORBER RR 80 .....	110	G1
SIDE COVER .....	86	E2
SPARK PLUG .....	144	H6
SPEEDOMETER .....	122	G7
SPORTS HANDLEBAR KIT .....	78	E8
STAND .....	120	G8
STEERING STEM .....	124	G8
STEP .....	128	G8
STRINGS RR 79 .....	88	E4
STRINGS RR 80 .....	86	E2
TACHOMETER .....	138	H2
TAILLIGHT .....	74	E7
TOGGLE .....	132	G12
TOP BRIDGE .....	88	F2
TURN SIGNAL .....	80	F3
WHEEL FR 79 .....	88	F7
WHEEL FR 80 .....	138	H3
WIRE HARNESS .....		

QTY

E8

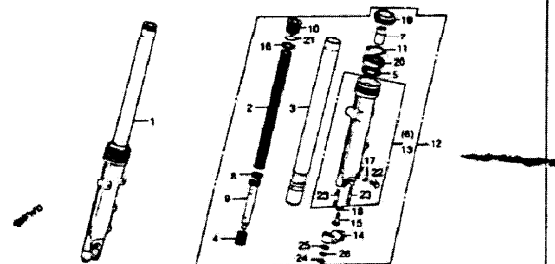
CBX79 ENGINE NO.; CB1E-2000G50 TO 2023296  
 CBX79 FRAME NO.; CB1-2000A2 TO 2023175  
 CBX80 ENGINE NO.; SC03E-2000G25 TO SUBSEQUENT  
 CBX80 FRAME NO.; SC03-2000G21 TO SUBSEQUENT

## FRONT FENDER



F14A22007

## FRONT FORK - 79



F14A22008

## CONTENTS

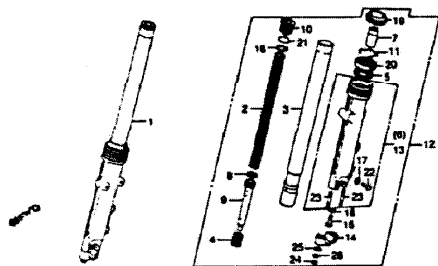
TITLE	PAGE	QMD
AIR CLEANER	114	G3
BATTERY	112	G2
BRAKE CALIPER FR.	85	E12
BRAKE CALIPER RR.	86	F2
BRAKE PEDAL	118	G6
CABLE	68	E4
CHAIN CASE 79	124	G8
CHAIN CASE 80	126	G9
FENDER FR.	78	E9
FENDER RR.	130	G11
FORK FR. 79	79	E8
FORK FR. 80	82	E11
FR. BRAKE MASTER CYLINDER	71	E5
IRBARS	140	H4
KEY TANK	109	F4
HANDLEBAR	74	E7
HEADLIGHT	82	E1
GRITCH COO.	138	H3
LEVERS	68	E4
MAGNETIC SWITCH	110	G1
MUFFLER	116	G4
OIL "DOLLY"	140	H4
REGULATOR	110	G1
RR BRAKE MASTER CYLINDER	92	F4
SEAT 79	104	F10
SEAT 80	106	F11
SWP 1 PEDAL	118	G5
SHOCK ABSORBER FR. 79	128	G10
SHOCK ABSORBER FR. 80	129	G10
SIDE COVER	108	F12
SPARK UNIT	110	G1
SPEEDOMETER	85	E2
SPORTS HANDLEBAR KIT	144	H8
STAND	122	G7
STEERING 37CH STEP	74	G9
STEERING 37CH STEP	120	G6
SWINGARM 79	124	G8
SWINGARM 80	126	G9
SWITCH	86	E4
TACHOMETER	85	E2
TAILLIGHT	136	H2
TOOLS	108	F12
TOP BRIDGE	74	F7
TURN SIGNAL	132	G12
WHEEL FR. 79	88	F2
WHEEL FR. 80	90	F3
WHEEL RR. 79	84	F1
WHEEL RR. 80	86	F1
WIPE WADNESS	138	H3

Part No.	BLOCK NO. F-7	CBX	FRAME SERIAL NUMBER		QTY	PART NUMBER	HONDA CODE
			FROM	TO			
1	GROUND, CABLE	9 0			1	45A51-367-690	0460162
2	FENDER COMP., FR. "MINI" (PERSEUS SILVER METALLIC-U)	9 --			1	61100-422-0002A	0693135
	FENDER COMP., FR. "8101CU" (CANDY GLODY RED)	9 --			1	61100-422-0002B	0693143
	FENDER COMP., FR. "MINI" (BLACK)	9 --			1	61100-422-0002C	0693150
	FENDER COMP., FR. "MINI" (PERSEUS SILVER METALLIC-U)	9 --			1	61100-422-0102A	0934851
	FENDER COMP., FR. "8101CU" (CANDY GLODY RED)	9 0			1	61100-422-0102B	0874594
	FENDER COMP., FR. "MINI" (BLACK)	9 0			1	61100-422-0102C	0874602
3	BOLT-WASHER, 6x16	9 0			4	93A03-06016-00	2895159
	BOLT-WASHER, 6x16	9 0			4	93A13-06016-00	3756012
	BOLT-WASHER, 6x16	9 0			4	93A93-06016-00	0693168

Part No.	BLOCK NO. F-8	CBX	FRAME SERIAL NUMBER		QTY	PART NUMBER	HONDA CODE
			FROM	TO			
1	FORK ASSY., R. FR.	9 --			1	51400-422-003	0693176
	FORK ASSY., R. FR.	9 --			1	51400-422-013	0769257
		9 --			1	51400-422-013	0769257
2	SPRING, FR. FORK	9 --			2	51401-422-003	0693184
3	PIPE COMP., FR. FORK	9 --			2	51410-422-003	0693192
	PIPE COMP., FR. FORK	9 --			2	51410-422-013	0769266
		9 --			2	51410-422-013	0769265
4	SPRING, FR. FORK REBOUND	9 --			2	51412-340-000	0265587
5	RING, BACK UP	9 --			2	51412-422-003	0874636
	RING, BACK UP	9 --			2	51412-422-405	4516936
	RING, BACK UP	9 --			2	51412-428-305	0960484
	RING, BACK UP	9 --			2	51412-428-315	1034008
6	CASE COMP., R. LOWER	9 --			1	51421-82-003	0693200
	CASE COMP., R. LOWER	9 --			1	51421-822-013	0899823
7	PIECE, OIL LOCK	9 --			2	51432-371-003	0467981
8	RING, PISTON	9 --			2	51437-400-771	0469627

© AMERICAN HONDA MOTOR CO., INC. 1984 79

## FRONT FORK - 79



F1422008

9 - CBX79 0 - CBX80		CBX		QTY	FRAME SERIAL NUMBER	HONDA CODE	
BLOCK NO. F-8		1	0				
Part No.	DESCRIPTION	9	0	FROM	TO	PART NUMBER	
9	PIPE, SEAT	9	---	---	---	2 51440-422-003	0693218
10	BOLT, FR. FORK	9	---	---	---	2 51454-422-003	0693226
11	RING, OIL SEAL STOPPER	9	---	---	---	2 51466-375-000	0384172
12	FORK ASSY., L. FR.	9	---	2011740	---	1 51500-422-003	0693234
	FORK ASSY., L. FR.	9	---	2011740	---	1 51500-422-013	0769273
		9	---	---	---	1 51500-422-013	0769273
13	CASE COMP., L. LOWER	9	---	2011740	---	1 51521-422-003	0693242
	CASE COMP., L. LOWER	9	---	2011741	---	1 51521-422-013	0899831
14	HOLDER, FR. SHOCK AXLE	9	---	---	---	2 51634-493-003	2888618
	HOLDER, FR. SHOCK AXLE	9	---	---	---	2 51634-410-003	0483370
	HOLDER TB, FR. FORK AXLE	9	---	---	---	2 95014-41100	0481416
15	BOLT, SOCKET, BWR	9	---	---	---	2 90116-283-010	0254169
	BOLT, SOCKET, BWR (SHOWA)	9	---	---	---	2 90116-383-721	0750919
16	WASHER, FR. FORK	9	---	2011741	---	2 90504-425-003	0719450
17	GASKET, FR. FORK DRAIN VALVE	9	---	---	---	2 90543-273-000	0052209
18	WASHER, SPECIAL, BWR	9	---	---	---	2 90544-283-000	0259457

9 - CBX79  
0 - CBX80

Part No.	BLOCK NO. F-8	DESCRIPTION	CBX		QTY	FRAME SERIAL NUMBER	HONDA CODE
			1	0			
9	0	FROM	TO	9	0	PART NUMBER	HONDA CODE
19	---	DUST SEAL, 35MM	9	---	---	2 91254-400-771	0467900
	---	DUST SEAL, 35MM	9	---	---	2 91254-434-003	0923920
20	---	OIL SEAL, 35X48X11	9	---	---	2 91255-KBH-003	4154134
	---		9	---	2011740	2 91255-KBH-003	4154134
	---	OIL SEAL, 35X48X11	9	---	---	2 91255-MAA-013	3523867
	---		9	---	2011740	2 91255-MAA-013	3523867
	---	OIL SEAL, 35X48X11	9	---	2011740	2 91255-300-033	0391359
	---	OIL SEAL, 35X48X11	9	---	2011740	2 91255-323-013	0254227
	---	OIL SEAL, 35X48X11	9	---	2011740	2 91255-434-003	0711515
	---		9	---	---	2 91255-434-003	0711515
	---	OIL SEAL, 35X48X11	9	---	2011740	2 91255-434-013	0918425
	---		9	---	---	2 91255-434-013	0918425
21	---	O-RING, 25.7X2.8	9	---	---	2 91356-428-003	0687111
22	---	BOLT, HEX., 6X8	9	---	2011741	2 92000-06008	0054155
	---	BOLT, HEX., 6X8	9	---	2011741	2 92000-06008-0A	0724377
	---	BOLT, HEX., 6X10	9	---	2011740	2 92000-06010	0054171
	---	BOLT, HEX., 6X8	9	---	2011741	2 92101-06008-0A	2504868
	---	BOLT, HEX., 6X10	9	---	2011740	2 92101-06010-0A	3307048
23	---	BOLT, STUB, 8X50	9	---	---	4 92700-08050-38	0416966
	---	BOLT, STUB, 8X50	9	---	---	4 92900-08028-38	2892685
24	---	NUT, HEX., BWR	9	---	---	4 94030-08000	0114686
25	---	WASHER, PLAIN, BWR	9	---	---	4 94101-08000	0159097
26	---	WASHER, SPRING, BWR	9	---	---	4 94111-08000	0058962

## CONTENTS

TITLE	PAGE	QTY
AIR CLEANER	114	G3
BATTERY	112	G3
BRAKE CALIPE, FR	85	E12
BRAKE CALIPE, RR	84	F5
BRAKE PEDAL	118	G5
CABLE	86	G4
CHAIN CASE TB	126	G8
CHAIN CASE BV	120	W6
FENDER, FR	78	E9
FENDER, RR	130	G11
FORK, FR TB	79	E9
FORK, FR B0	84	C11
FR. BRAKE MASTER	71	E5
CYLINDER	140	H4
FRAME	100	F8
FUEL TANK	100	F8
HANDLEBAR	74	E7
HEADLIGHT	82	E1
IGNITION COIL	138	H3
LEVERS	86	E4
MAGNETIC SWITCH	110	G1
MUFFLER	118	G4
OIL COOLER	140	H4
REGULATOR	110	G1
RR. BRAKE MASTER	82	F4
CYLINDER	104	F10
SEAT TB	104	F11
SHIFT PEDAL	110	G5
SHOCK ABSORBER, FR TB	128	G10
SHOCK ABSORBER, RR TB	128	G10
SIZE COVER	108	F12
SPARK UNIT	110	G3
SPEEDOMETER	85	E2
SPORTS HANDLEBAR KIT	144	H6
STAKE	122	G7
STEERING STEM	78	E8
STEP	120	G6
STRINGSAPIN TB	124	G6
STRINGSAPIN B0	126	G9
SWITCH	88	F4
TACHOMETER	85	E2
TAILLIGHT	138	H2
TOOLS	108	F12
TOP BRACKET	74	E7
TURIN SIGNAL	132	G12
WHEEL, FR TB	88	F2
WHEEL, FR B0	80	F3
WHEEL, RR TB	88	F4
WHEEL, RR B0	80	F3
WIFE HATBENZ	138	H8

GPO

E10

AMERICAN HONDA MOTOR CO., INC. 1984

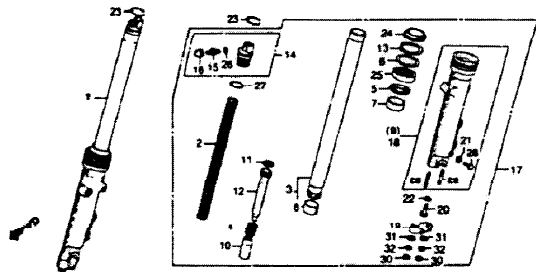
E10

AMERICAN HONDA MOTOR CO., INC. 1984

E11

CBX79 ENGINE NO.: CB7E-2000060 TO 2021296  
 CBX79 FRAME NO.: CB1-2000042 TO 2021175  
 CBX80 ENGINE NO.: SC03E-2000025 TO SUBSEQUENT  
 CBX80 FRAME NO.: SC03-2000021 TO SUBSEQUENT

# FRONT FORK - 80



F1442700801

Part No.	BLOCK NO. F-8-1 DESCRIPTION	CBX		FRAME SERIAL NUMBER		HONDA CODE
		0	1	FROM	TO	
1	FORK ASSY., R. FR. (SHOWA)	0	1			0874610
2	SPRING, FR. CUSHION	0	0			0766485
3	PIPE COMP., FR. FORK (SHOWA)	0	0			0874628
	PIPE COMP., FR. FORK (SHOWA)	0	0			1048909
4	SPRING, FR. FORK REBOUND	0	0			0265587
5	RING, BACK UP	0	0			0874530
	RING, BACK UP	0	0			4536936
	RING, BACK UP	0	0			0960484
	RING, BACK UP	0	0			1034008
6	PLATE, BACK UP (SHOWA)	0	0			0874664
7	BUSH, GRZEBE	0	0			0874651
8	BUSH, SLIDER (SHOWA)	0	0			0874669
9	CASE COMP., R. LOWER (SHOWA)	0	0			0874677
10	PIECE, OIL LOCK	0	0			0407961
11	RING, PISTON	0	0			0409027
12	PIPE, SEAT (SHOWA)	0	0			0874685

0 - CBX79  
0 - CBX80

Ref No.	BLOCK NO. F-8-1 DESCRIPTION	CBX		FRAME SERIAL NUMBER		PART NUMBER	HONDA CODE
		0	1	FROM	TO		
13	CIRCLIP, INTERNAL, 51.5	0	1			51447-669-003	0874693
14	BOLT ASSY., FR. FORK	0	0			51454-669-003	0874701
	BOLT ASSY., FR. FORK	0	0			51454-669-013	0948356
15	VALVE COMP., AIR (SHOWA)	0	0			51456-669-003	0874719
	VALVE COMP., AIR (SHOWA)	0	0			51456-669-013	0950428
16	CAP ASSY., AIR VALVE	0	0			51457-669-000	0874727
17	FORK ASSY., L. FR. (SHOWA)	0	0			51500-669-003	0874733
	FORK ASSY., L. FR. (SHOWA)	0	0			51500-669-023	0933275
	FORK ASSY., L. FR.	0	0			51500-669-033	4500167
18	CASE, L. LOWER (SHOWA)	0	0			51521-669-003	0874743
19	HOLDER, FR. SHOCK AXLE	0	0			51634-693-003	2888618
	HOLDER, FR. SHOCK AXLE	0	0			51634-410-003	0483370
	HOLDER 18, FR. FORK AXLE	0	0			95014-41100	0481416
20	BOLT, SOCKET, BPH	0	0			90116-283-010	0254169
	BOLT, SOCKET, BPH (SHOWA)	0	0			90116-383-721	0750919
21	GASLET, FR. FORK DRAIN VALVE	0	0			90543-275-000	0052209
22	WASHER, SPECIAL, BPH	0	0			90544-283-000	0259457
23	RING, SEAL, 31.6MM	0	0			90607-669-000	0874750
24	DUST SEAL, 35MM	0	0			91254-600-771	0469700
	DUST SEAL, 35MM	0	0			91254-424-003	0923928
25	OIL SEAL, 35X48X11	0	0			91255-600-003	454134
	OIL SEAL, 35X48X11	0	0			91255-606-013	3523867
	OIL SEAL, 35X48X11	0	0			91255-634-003	0711515
	OIL SEAL, 35X48X11	0	0			91255-636-013	0918425
26	O-RING, 5.8X1.9	0	0			91301-669-003	0874768
	O-RING, 5.8X1.9	0	0			91305-323-000	0228012
	O-RING, 5.8X1.9 (ARA)	0	0			91318-HE3-003	1366574
27	O-RING, 25.7X2.8	0	0			91356-438-003	0681111
28	BOLT, HEX., 6X8	0	0			92000-06008	0054155
	BOLT, HEX., 6X8	0	0			92000-06008-0A	0724377
	BOLT, HEX., 6X8	0	0			92107-09000-0A	2304508
29	BOLT, STUD, 8X50	0	0			92700-08050-38	0416966

# CONTENTS

TITLE	PAGE	GRID
AIR CLEANER	114	G3
BATTERY	112	G2
BRAKE CALIPER FR.	85	E3
BRAKE CALIPER RR.	94	F3
BRAKE PEDAL	118	G5
CABLE	68	E4
CHAIN CASE 78	124	G8
CHAIN CASE 80	120	G8
FENDER FR.	78	E9
FENDER RR.	130	G11
FOUR FR. 78	79	E9
FOUR FR. 80	82	F11
FR. BRAKE MASTER CYLINDER	71	E5
FRAME	140	H6
FUEL TANK	109	F9
HANDLEBAR	74	E7
HEADLIGHT	62	E1
IGNITION COIL	128	H5
LEVER	98	E1
MAGNETIC SWITCH	110	G1
MUFFLER	118	G4
OIL COOLER	140	H4
REDUCTION	110	G1
RR. BRAKE MASTER CYLINDER	82	F4
SEAT 78	104	F10
SEAT 80	108	F11
SHIRT PEGS	118	G5
SHOCK ABSORBER FR. 78	128	G10
SHOCK ABSORBER FR. 80	129	G10
SIDE COVER	108	F12
SPRINKLE UNIT	110	G1
SPEEDOMETER	85	E2
SPORTS HANDLEBAR KIT	144	H6
STAND	122	G7
STEERING STEM	78	E8
STRIP	120	G6
SWINGARM 78	126	G8
SWINGARM 80	128	G8
TACHOMETER	85	E2
THERMISTOR	136	H2
TOOLS	108	F12
TURB. SWITCH	144	H6
TURB. SWITCH	132	G12
WHEEL, FR. 78	61	H8
WHEEL, FR. 80	60	F3
WHEEL, RR. 78	66	H6
WHEEL, RR. 80	68	F7
WIRE HARNESS	138	H3

© AMERICAN HONDA MOTOR CO., INC. 1984

C11

© AMERICAN HONDA MOTOR CO., INC. 1986

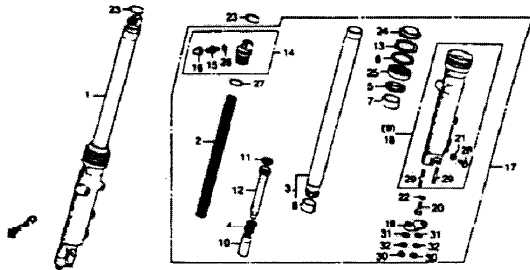
C8

CBX79 ENGINE NO.: CB7E-2000060 TO 2023796  
 CBX79 FRAME NO.: CB7-2000042 TO 2023175  
 CBX80 ENGINE NO.: SC03E-2000025 TO SUBSEQUENT  
 CBX80 FRAME NO.: SC03-2000021 TO SUBSEQUENT

GRID

E11

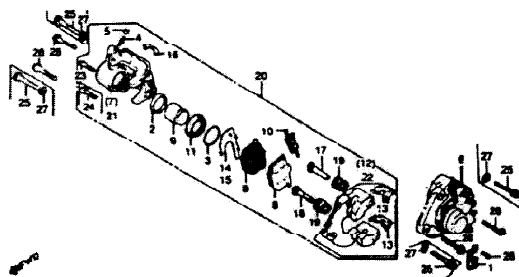
# FRONT FORK - 80



F144220001

		CBX		O T Y		R E O		P A R T N U M B E R		H O N D A C O D E	
		1	1	7	8	8	8	8	8	8	8
		0	0	0	0	0	0	0	0	0	0
		F R A M E S E R I A L N U M B E R		F R O M T O		P A R T N U M B E R		H O N D A C O D E			
Plat No.	BLOCK NO. DESCRIPTION	F-0	F-0	F-0	F-0	F-0	F-0	F-0	F-0	F-0	F-0
	29 BOLT, STD., B150	--	0	-----	-----	4	92900-08028-38	-----	2897685	-----	-----
	30 NUT, HEX., BWH	--	0	-----	-----	4	94030-08000	-----	0114686	-----	-----
	31 WASHER, PLAIN, BWH	--	0	-----	-----	4	94101-08000	-----	0059097	-----	-----
	32 WASHER, SPRING, BWH	--	0	-----	-----	4	94111-08000	-----	0058982	-----	-----

# FRONT BRAKE CALIPER



F14422000

		CBX		O T Y		R E O		P A R T N U M B E R		H O N D A C O D E	
		1	1	7	8	8	8	8	8	8	8
		0	0	0	0	0	0	0	0	0	0
		F R A M E S E R I A L N U M B E R		F R O M T O		P A R T N U M B E R		H O N D A C O D E			
Plat No.	BLOCK NO. DESCRIPTION	F-0	F-0	F-0	F-0	F-0	F-0	F-0	F-0	F-0	F-0
	1 CLIP, CABLE	9	0	-----	-----	1	32904-049-028	-----	C-86753	-----	-----
	2 SEAL, PISTON	9	0	-----	-----	2	43209-431-671	-----	0638114	-----	-----
	3 CLIP, DUST COVER	9	0	-----	-----	2	43218-371-026	-----	0404975	-----	-----
	4 SCREW, BLEEDER	9	0	-----	-----	2	43352-548-003	-----	0505735	-----	-----
	5 CAP, BLEEDER SCREEN	9	0	-----	-----	2	43353-548-003	-----	0505750	-----	-----
	6 CALIPER ASST., L. FR.	9	0	-----	2011455	1	45100-422-016	-----	0693259	-----	-----
	CALIPER ASST., L. FR.	9	0	-----	2011455	1	45100-422-026	-----	0761963	-----	-----
	CALIPER ASST., L. FR. (NISSHIN J&B)	9	0	-----	-----	1	45100-422-026	-----	0761963	-----	-----
	CALIPER ASST., L. FR. (NISSHIN ASK)	9	0	-----	-----	1	45100-469-014	-----	0874776	-----	-----
	7 CALIPER, L. (NISSHIN)	9	0	-----	2011455	1	45101-415-008	-----	0734893	-----	-----
	CALIPER, L. (NISSHIN)	9	0	-----	-----	1	45101-415-008	-----	0669499	-----	-----
	CALIPER, L.	9	0	-----	-----	1	45101-415-016	-----	0746070	-----	-----
	8 PAD CORR. (NISSHIN) (SEE KITS P/N--END OF BLOCK) ...	9	0	-----	-----	4	45101-415-026	-----	0874784	-----	-----
		9	0	-----	-----	4	45105-410-004	-----	1103795	-----	-----

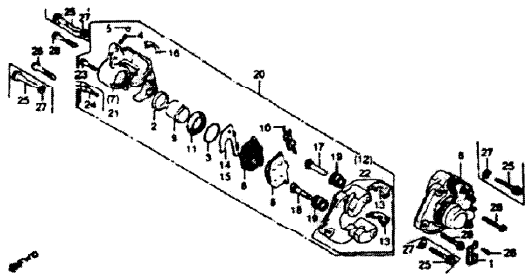
# CONTENTS

TITLE	PAGE	GRID
AIR CLEANER	114	G3
BATTERY	112	G2
BRAKE CALIPER FR	85	E12
BRAKE CALIPER FR	94	F3
BRAKE PEDAL	118	G5
CABLE	85	E4
CHAIN CASE 78	128	G8
CHAIN CASE 80	128	G8
FENDER FR	78	E9
FENDER FR	130	G11
FORK FR 78	78	E8
FORK FR 80	82	E11
FR BRAKE MASTER CYLINDER	71	E5
FRAME	140	H4
FUEL TANK	163	F8
HANDLEBAR	74	E7
HEADLIGHT	82	E1
IGNITION COIL	138	H3
INDEX	48	E4
MAGNETIC SWITCH	110	G1
MUFFLER	118	G4
OIL COOLER	140	H4
REGULATOR	110	G1
FR BRAKE MASTER CYLINDER	92	F4
SEAT 78	104	F10
SEAT 80	108	F11
SHIFT PEDAL	118	G5
SHOCK ABSORBER FR 78	128	G10
SHOCK ABSORBER FR 80	128	G10
SIDE COVER	108	F9
SPRING LEVER	110	G1
SPEEDOMETER	85	E2
SPORTS HANDLEBAR KIT	144	H8
STAND	122	G2
STEERING STEM	74	E8
STEP	150	G6
SWINGARM 78	124	G8
SWINGARM 80	128	G8
TACHOMETER	85	E2
TAILLIGHT	136	H2
TOOLS	100	F12
TOR WRENCH	74	E8
TURB DRIVE	132	G13
WHEEL, FR 78	88	F2
WHEEL, FR 80	90	F3
WHEEL, FR 78	88	F2
WHEEL, FR 80	90	F3
WIRE HARNESS	128	H0

GRID

E12

# FRONT BRAKE CALIPER



F14AZ2008

Part No.	BLOCK NO DESCRIPTION	F-9	FRAME SERIAL NUMBER		QTY	PART NUMBER	HONDA CODE
			FROM	TO			
8	PAD COMP., (NISSHIN) (SEE KIT P/N—END OF BLOCK)	9	---	---	4	45105-410-007	1098136
	PAD COMP., (NISSHIN) (SEE KIT P/N—END OF BLOCK)	9	---	---	4	45105-410-026	0696716
	PAD COMP., (NISSHIN JB) (SEE KIT P/N—END OF BLOCK)	---	0	---	4	45105-438-004	0820779
	PAD COMP., (NISSHIN ASK) (SEE KIT P/N—END OF BLOCK)	---	0	---	4	45105-438-007	G72394
9	PISTON	9	0	---	2	45107-415-006	0669515
10	SPRING, PAD	9	0	---	2	45108-415-006	0669523
11	BOOT, PISTON	9	0	---	2	45109-371-036	0407270
12	BRACKET, L. FR.	9	0	---	1	45110-422-006	0693267
	BRACKET, L. FR.	9	0	---	1	45110-422-016	2824274
13	RETAINER, BRACKET	9	0	---	4	45112-410-006	0637991
14	SHIM A, PAD	9	0	---	1	45114-371-006	0417832
15	SHIM B, PAD	9	0	---	1	45116-371-006	0417840
16	CAP, INDICATOR	9	0	---	2	45119-371-000	0407296

9 = CBX79  
0 = CBX80

Part No.	BLOCK NO DESCRIPTION	F-9	FRAME SERIAL NUMBER		QTY	PART NUMBER	HONDA CODE
			FROM	TO			
17	PIN A (NISSHIN)	9	0	---	2	45131-410-006	0483073
18	PIN B (NISSHIN)	9	0	---	2	45132-410-006	0483081
19	COVER, DUST	9	0	---	4	45133-371-006	0407361
20	CALIPER ASSY., R. FR.	9	---	2011455	1	45200-422-016	0693275
	CALIPER ASSY., R. FR.	9	---	2011455	1	45200-422-026	0761973
	CALIPER ASSY., R. FR. (NISSHIN JB)	9	---	---	1	45200-422-026	0761973
	CALIPER ASSY., R. FR. (NISSHIN ASK)	9	---	---	1	45200-469-006	0874202
21	CALIPER, R. (NISSHIN)	9	---	2011455	1	45201-422-006	0693283
	CALIPER, R. (NISSHIN)	9	---	2011455	1	45201-422-016	0761981
	CALIPER, R. (NISSHIN)	9	---	---	1	45201-422-016	0761981
	CALIPER, R. (NISSHIN)	9	---	2011455	1	45201-422-026	0874800
	CALIPER, R. (NISSHIN)	9	0	---	1	45201-422-026	0874800
22	BRACKET, R. FR.	9	0	---	1	45210-422-006	0693291
	BRACKET, R. FR.	9	0	---	1	45210-422-016	1189349
23	BOLT, 8x25	9	0	---	4	90116-410-006	0483776
24	BOLT, SOCKET, 8x25	9	---	---	4	90116-422-006	0693309
25	BOLT, SOCKET, 10x32	9	---	---	4	90164-422-000	0693337
26	SCREW, PAN 6x8	9	0	---	1	93500-06008	0057380
27	WASHER, FLAT, 10MM	9	---	---	4	94102-10700	0693325
28	BOLT, FLANGE, 10x32	9	---	---	4	95800-10032-07	0824029
	BOLT, FLANGE, 10x32	9	---	---	4	95801-10032-07	4448419
RI	BRAKE PAD KIT	9	0	---	2	43140-422-670	3528874

# CONTENTS

TITLE	PAGE	GRID
AIR CLEANER	114	G3
BATTERY	112	G2
BRAKE CALIPER FR.	85	E12
BRAKE CALIPER RR.	94	F5
BRAKE PEDAL	118	G5
CABLE	86	E4
CHAIN CASE 78	124	G8
CHAIN CASE 80	126	G8
FENDER, FR.	78	EP
FENDER, RR.	120	G11
FORK, FR. 78	79	EP
FORK, FR. 80	82	E11
FR. BRAKE MASTER CYLINDER	71	E5
FRAME	140	H4
FUEL TANK	100	F8
HANDLEBAR	74	E7
HEADLIGHT	82	E1
IGNITION COIL	128	H0
LEVER	88	E4
MAGNETIC SWITCH	110	G1
MUFFLER	116	G4
OIL COOLER	146	H4
REGULATOR	110	G1
RR. BRAKE MASTER CYLINDER	82	F4
SEAT 78	104	F10
SEAT 80	105	F11
SHIFT PEDAL	118	G5
SHOCK ABSORBER, FR. 78	126	G10
SHOCK ABSORBER, RR. 80	126	G10
SHOCK COVER	108	F12
SPARK LAMP	110	G1
SPEEDOMETER	85	E2
SPORTS HANDLEBAR KIT	144	H6
STAND	122	G7
STEERING STEM	78	EP
STEP	120	G8
SWINGARM 78	124	G8
SWINGARM 80	126	G8
TACHOMETER	86	E4
TACHOMETER	85	E2
TAILLIGHT	138	H2
TOOLS	108	F12
TURF SIGNAL	71	EP
TURF SIGNAL	132	G12
WHEEL, FR. 78	88	F2
WHEEL, FR. 80	8	F3
WHEEL, RR. 78	86	F2
WHEEL, RR. 80	88	F2
WIRE HARNESS	138	H3

AMERICAN HONDA MOTOR CO., INC. 1984

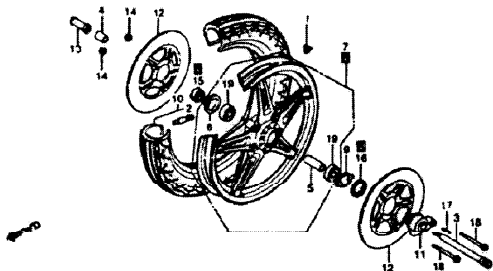
AMERICAN HONDA MOTOR CO., INC. 1984

GRID

F1

CBX79 ENGINE NO.; E81E-2000060 TO 2023296  
 CBX79 FRAME NO.; CB1-2000042 TO 2023175  
 CBX80 ENGINE NO.; 5C03E-2000025 TO SUBSEQUENT  
 CBX80 FRAME NO.; 5C03-2000021 TO SUBSEQUENT

# FRONT WHEEL - 79



F14-02210

Part No.	BLOCK NO. F-10 DESCRIPTION	CBX		QTY	FRAME SERIAL NUMBER	PART NUMBER	HONDA CODE
		9	0				
1	WEIGHT, BALANCE (206)	9	--		AR	42705-410-000	0482885
	WEIGHT, BALANCE (306)	9	--		AR	42706-410-000	0482893
2	VALVE, RIR (BRIDGESTONE)	9	--	1		42753-425-003	1032465
	VALVE, RIR	9	--	1		42753-425-004	1041128
3	AXLE, FR. WHEEL	9	--	1		44301-422-000	0693341
	AXLE, FR. WHEEL	9	--	1		44301-425-870	0757625
4	COLLAR, FR. WHEEL SIDE	9	--	1		44311-410-000	0482943
	COLLAR, FR. WHEEL SIDE	9	--	1		44311-425-870	0757633
5	COLLAR, FR. WHEEL DISTANCE	9	--	1		44620-410-000	0482950
6	RETAINER, FR. WHEEL BEARING	9	--	1		44643-300-000	0194803
7	WHEEL COMP., FR.	9	--	1		44650-422-305	0693358
	WHEEL COMP., FR.	9	--	1		44650-422-315	0814830
8	WHEEL COMP., FR.	9	--	1		44650-422-315	0814830
9	RETAINER, GEAR BOX	9	--	1		44680-410-000	0482968
10	TIRE ASSY., FR. (3.50x19) (DUNLOP)	9	--	1		44710-422-672	0693366

9 = CBX79  
0 = CBX80

Part No.	BLOCK NO. F-10 DESCRIPTION	CBX		QTY	FRAME SERIAL NUMBER	PART NUMBER	HONDA CODE
		9	0				
10	TIRE ASSY., FR. (3.50x19 BS) (NOT AVAILABLE)	9	--	1		2019410	0701110
	(NOT AVAILABLE)	9	--	1			
11	BOX ASST., SPEEDOMETER GEAR (NOT AVAILABLE)	9	--	1		2019045	0482984
	BOX ASST., SPEEDOMETER GEAR	9	--	1		2019045	0718379
	BOX ASST., SPEEDOMETER GEAR	9	--	1		2019045	0768754
	BOX ASST., SPEEDOMETER GEAR	9	--	1		2019045	0768754
12	DISC, FR. BRAKE	9	--	2		452A5-458-305	9050004
	DISC, FR. BRAKE	9	--	2		45251-422-000	0693374
	DISC, FR. BRAKE	9	--	2		45251-422-030	0878181
13	NUT, AXLE, 12PH	9	--	1		90305-333-000	0297424
	NUT, AXLE, 12PH	9	--	1		90306-425-870	0758409
14	NUT, HEX., 8PH	9	--	5		90309-357-000	0322164
15	MUST SEAL, 22x36x8	9	--	1		91252-330-003	0194886
16	MUST SEAL, 40X50X5 (HDK)	9	--	1		91258-410-003	0483800
	MUST SEAL, 40X50X5 (HDK)	9	--	1		91258-410-006	0912402
	MUST SEAL, 40X50X5 (ARAI)	9	--	1		91258-410-013	0670992
17	SCREW, DVAL., 5x20	0	--	1		93700-05020-04	0281394
18	BOLT, FLANGE, 8x100	9	--	5		95812-08100-00	0640855
19	BEARING, RADIAL BALL, 6302U	2	--	1		96140-63020-10	0239889
	BEARING, RADIAL BALL, 6302U	9	--	2		96150-63020-10	1213347

# CONTENTS

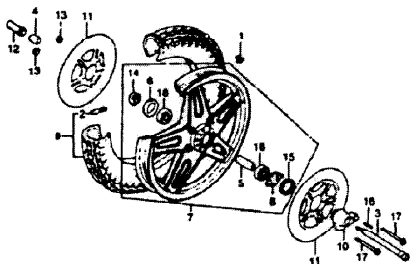
TITLE	PAGE	GRID
APR CLEANER	114	G3
BATTERY	112	G2
BRAKE CALIPER, FR.	85	F12
BRAKE CALIPER, RR.	64	F5
BRAKE PEDAL	118	G5
CABLE	66	F4
CHAIN CASE 79	121	G8
CHAIN CASE 80	120	G9
FENDER, FR.	78	F9
FENDER, RR.	150	G11
FORK, FR. 79	79	F9
FORK, FR. 80	82	E11
FR. BRAKE MASTER CYLINDER	71	E5
FRAME	140	H4
FUEL TANK	104	F9
HANDLEBAR	74	F7
HEADLIGHT	62	E1
MAGNETON COIL	138	H3
MUFFLER	68	F4
MAGNETIC SWITCH	110	G1
MUFFLER	118	G4
OIL COOLER	140	H4
REGULATOR	110	G1
RR. BRAKE MASTER CYLINDER	62	F4
SEAT 79	104	F10
SEAT 80	106	F11
SHIFT PEDAL	118	G5
SHOCK ABSORBER, FR. 79	128	G10
SHOCK ABSORBER, FR. 80	129	G10
SIDE COVER	108	F12
SPARK PLUG	110	F1
SPEEDOMETER	85	E2
SPORTS HANDLEBAR KIT	144	H6
STAND	122	G7
STEERING STEM	78	F9
STEP	120	G8
SWINGARM 79	124	G8
SWINGARM 80	128	G8
TACHOMETER	86	E2
TAILLIGHT	138	H2
TOOLS	106	F12
TURBO SIGNAL	74	F7
TURIN SIGNAL	132	G13
WHEEL, FR. 79	86	F2
WHEEL, FR. 80	80	F3
WHEEL, FR. 79	86	F4
WHEEL, FR. 80	88	F7
WIRE HARNESS	138	H2

GRID

F2



# FRONT WHEEL - 80



F164201001

B = CBX79 D = CBX80		CBX		QTY		PART NUMBER	HONDA CODE
BLOCK NO. F-10-1		FRAME SERIAL NUMBER		R E Q			
Ref. No.	DESCRIPTION	B	D	FROM	TO		
1	WEIGHT, BALANCE (20G)	0				AR 42705-410-000	0482885
2	WEIGHT, BALANCE (20G)	0				AR 42706-410-000	0482993
2	VALVE, RIR (BRIDGESTONE)	0				(1) 42753-425-003	1032465
		0				1 42753-425-003	1032465
	VALVE, RIR	0				1 42753-425-006	1041128
3	AXLE, FR. WHEEL	0				1 44301-422-000	0693341
	AXLE, FR. WHEEL	0				1 44301-425-870	0757625
4	COLLAR, FR. WHEEL SIZE	0				1 44311-410-000	0482943
	COLLAR, FR. WHEEL SIZE	0				1 44311-425-870	0757633
5	COLLAR, FR. WHEEL DISTANCE	0				1 44620-410-000	0482950
6	RETAINER, FR. WHEEL BEARING	0				1 44645-300-000	0194803
7	WHEEL COMP., FR.	0				1 44650-445-771	0817601
8	RETAINER, GEAR BOX	0				1 44680-410-000	0482968
9	(NOT AVAILABLE)	0					1
	(NOT AVAILABLE)	0					1
	(NOT AVAILABLE)	0					1

B = CBX79 D = CBX80		CBX		QTY		PART NUMBER	HONDA CODE
BLOCK NO. F-10-1		FRAME SERIAL NUMBER		R E Q			
Ref. No.	DESCRIPTION	B	D	FROM	TO		
9	(NOT AVAILABLE)	0					1
10	BOX ASSY., SPEEDOMETER GEAR	0				1 44800-425-013	0768754
11	DISK, FR. BRAKE	0				2 45245-428-305	1050004
	DISK, FR. BRAKE	0				2 45251-422-000	0693374
	DISK, FR. BRAKE	0				2 45251-422-010	0678181
12	NUT, AXLE, 12MM	0				1 90305-333-000	0297424
	NUT, AXLE, 12MM	0				1 90306-425-870	0758409
13	NUT, HEX., 6MM	0				5 90309-357-000	0322164
14	DUST SEAL, 22X36X8	0				1 91252-300-003	0194886
	DUST SEAL, 40X50X5	0				1 91258-410-003	0483800
	DUST SEAL, 40X50X5 (INDI)	0				1 91258-410-006	0912402
	DUST SEAL, 40X50X5 (ARA1)	0				1 91258-410-013	0670992
16	SCREW, DUAL, 5X20	0				1 93700-05020-0A	0281394
17	BOLT, FLANGE, BA100	0				5 93812-08100-00	0484055
18	BEARING, RADIAL BALL, 6302U	0				2 96140-63020-10	0239889
	BEARING, RADIAL BALL, 6302JU	0				2 96150-63020-10	1213347

# CONTENTS

TITLE	PAGE	GRID
AIR CLEANER	114	G3
BATTERY	112	G2
BRAKE CALIPER, FR.	85	E12
BRAKE CALIPER, RR.	84	F5
BRAKE PEDAL	118	G6
CABLE	85	E4
CHAIN CASE 79	124	G8
CHAIN CASE 80	125	G8
FENDER, FR.	78	E8
FENDER, PPL	130	G11
FORK, FR. 79	79	E9
FORK, FR. 80	82	E11
FR. BRAKE MASTER	71	E5
CYLINDER	140	H4
FRAME	140	H4
FUEL TANK	100	F8
HANDLEBAR	74	E7
HEADLIGHT	82	E1
HIGNITION COIL	136	H3
LEVERS	88	E4
MAGNETIC SWITCH	110	G1
MUFFLER	118	G4
OIL COOLER 79	140	H4
REGULATOR	110	G1
RR. BRAKE MASTER	82	F4
CYLINDER	104	F10
SEAT 79	108	F11
SEAT 80	108	F11
SHIFT PEDAL	118	G6
SHOCK ABSORBER, FR. 79	128	G10
SHOCK ABSORBER, FR. 80	129	G10
SIDE COVER	108	F12
SPARK LAMP	110	G1
SPEEDOMETER	86	E2
SPECIAL HANDLEBAR KIT	144	H8
STANC	82	F7
STEERING STEM	76	E9
STEP	130	G8
SWINGARM 79	134	G8
SWINGARM 80	136	G8
SWITCH	88	E4
TACHOMETER	86	E2
TAILLIGHT	136	H2
TOOLS	108	F10
TOP BRIDGE	74	E7
TUFTN SIGNAL	132	G12
WHEEL, PPL 79	88	F2
WHEEL, PPL 80	80	F3
WHEEL, PPL 79	86	F6
WHEEL, PPL 80	86	F7
WIRE HARNESS	136	H3

GRID

F3

CBX79 ENGINE NO.; CB1E-200060 TO 2023294

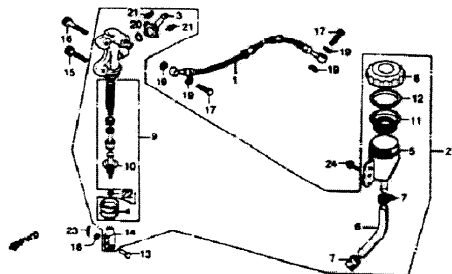
CBX79 FRAME NO.; CB1-2000G42 TO 2023175

CBX80 ENGINE NO.; SC03N-2000023 TO SUBSEQUENT

CBX80 FRAME NO.; SC05-2000021 TO SUBSEQUENT

1 AMERICAN HONDA MOTOR CO., INC. 1984

## RR. BRAKE MASTER CYLINDER



F14A22011

Part No.	BLOCK NO. F-11 DESCRIPTION	CBK		QTY	FRAME SERIAL NUMBER	PART NUMBER	HONDA CODE
		9	0				
1	NOSE, RR. BRAKE	9	—	1	43310-422-003	0693342	
	NOSE, RR. BRAKE (RICHINO)	9	0	1	43310-449-003	0874818	
2	CYLINDER ASSY., RR. MASTER CYLINDER ASSY., RR. MASTER (RICHINO)	9	0	1	43500-422-073	2027571	
		—	0	1	43500-449-072	2027597	
3	CONNECTOR, MASTER CYLINDER	9	0	1	43503-422-006	0693408	
4	BOOT, MASTER CYLINDER	9	0	1	43504-371-013	0707331	
5	CUP, MASTER CYLINDER OIL	9	0	1	43511-422-006	0693416	
	CUP, MASTER CYLINDER OIL	9	0	1	43511-461-006	0910471	
6	NOSE, MASTER CYLINDER OIL	9	0	1	43512-422-016	2027605	
7	CLIP, MASTER CYLINDER OIL CUP	9	—	2	43513-410-003	0486837	
	CLAMP, MASTER CYLINDER OIL NOSE	9	—	2	43514-964-006	1828037	
	CLAMP, MASTER CYLINDER OIL NOSE	9	—	2	43514-445-771	0647993	
8	CAP, OIL CUP	9	0	1	43513-416-006	1764760	
	CAP, OIL CUP	9	0	1	43513-422-671	0693432	
9	CYLINDER SET, MASTER	9	0	1	43520-422-305	0693440	

Part No.	BLOCK NO. F-11 DESCRIPTION	CBK		QTY	FRAME SERIAL NUMBER	PART NUMBER	HONDA CODE
		9	0				
9	CBK79	1	1				
0	CBK80	1	1				
10	ROD COMP., PUSH	9	0	1	43530-422-000	0693457	
11	DIAPHRAGM	9	0	1	45520-300-000	0194480	
12	PLATE, DIAPHRAGM	9	0	1	45521-416-006	1764968	
	PLATE, DIAPHRAGM	9	0	1	45521-300-010	0200733	
13	PIN, BRAKE ROD	9	0	1	46503-371-000	0407502	
14	JOINT, BRAKE ROD	9	—	1	46504-371-000	0407510	
	JOINT, BRAKE ROD	—	0	1	46504-445-771	0817684	
15	BOLT, SOCKET, 8x28	9	0	1	90105-464-750	1794346	
	BOLT, SOCKET, 8x28	9	0	1	90105-422-000	0693465	
16	BOLT, SPECIAL SOCKET	9	0	1	90104-422-000	0693473	
17	BOLT, OIL	9	0	2	90145-300-000	0194522	
	BOLT, OIL	9	0	2	90145-300-010	1883305	
18	WASHER, 7x12	9	0	1	90501-310-000	0113654	
19	WASHER, OIL BOLT	9	0	4	90545-300-000	0189902	
20	O-RING, 14.8x2.4	9	0	1	91212-422-006	0693481	
21	SCREW-WASHER, 4x12	9	0	2	93893-04012-00	0481127	
22	NUT, HEX., 8MM	9	0	1	94002-08000-05	0156075	
23	PIN, COTTER 1.6x13	9	0	1	94201-16150	0058313	
	PIN, COTTER 1.6x25	9	0	1	94201-16250	0058339	
24	BOLT, FLANGE, 6x12	9	0	1	95700-04012-08	0252254	
	BOLT, FLANGE, 6x12	9	0	1	95701-04012-08	2170793	

## CONTENTS

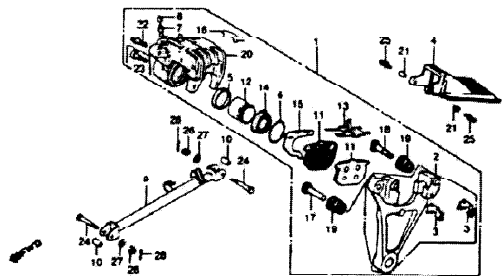
TITLE	PAGE	QTY
AIR CLEANER	114	G3
BATTERY	112	G2
BRAKE CALIPER, FR.	85	E12
BRAKE CALIPER, RR.	84	F3
BRAKE PEDAL	118	G5
CABLE	68	E4
CHAMF CASE, 70	124	C8
CHAMF CASE, 90	120	G9
FENDER, FR.	78	E9
FENDER, RR.	130	G11
FORK, FR. 79	79	E9
FORK, FR. 80	62	E11
FR. BRAKE MASTER CYLINDER	71	E5
FRAME	140	H4
FUEL TANK	100	F8
HANDLEBAR	74	E7
HEADLIGHT	62	E1
IGNITION COIL	138	H3
LEVER, 80	88	E4
MAGNETIC SWITCH	110	G1
MUFFLER	116	G4
OIL COOLER	140	H4
REGULATOR	110	G1
RR. BRAKE MASTER CYLINDER	92	F4
SEAT, 78	104	F10
SEAT, 80	108	F11
SHIFT PEDAL	118	G5
SHOCK ABSORBER, RR. 79	128	G10
SHOCK ABSORBER, RR. 80	129	G10
SIDE COVER	168	F8
SPARK UNIT	110	G1
SPEEDOMETER	86	E2
SPORTS HANDLEBAR KIT	144	H8
STEAD	122	G7
STEERING SYSTEM	76	E8
STEP	120	G8
SWINGARM, 78	124	G8
SWINGARM, 80	128	G9
SWITCH	84	E3
TACHOMETER	86	E2
TAILLIGHT	138	H3
TOOLS	108	F12
TOP COVER	74	E7
TURN SIGNAL	132	G12
WHEEL, FR. 78	88	F2
WHEEL, FR. 80	80	F3
WHEEL, RR. 78	88	F4
WHEEL, RR. 80	80	F7
WIRE HARNESS	138	H3

QPD

F4

CBK79 ENGINE NO.; CB1E-2000060 TO 2023296  
 CBK79 FRAME NO.; CB1-2000042 TO 2023175  
 CBK80 ENGINE NO.; SC03E-0700020 TO SUBSEQUENT  
 CBK80 FRAME NO.; SC03-2000021 TO SUBSEQUENT

# REAR BRAKE CALIPER



F14422012

9 = CBX79  
0 = CBX78

Part No.	BLOCK NO. DESCRIPTION	CBX	FRAME SERIAL NUMBER		QTY	PART NUMBER	HONDA CODE
			FROM	TO			
1	CALIPER ASSY., RR.	0			1	43100-422-016	0693507
	CALIPER ASSY., RR. (NISSHIN JB)	0			1	43100-445-771	0817544
2	BRACKET, RR.	9			1	43110-410-006	0482919
3	RETAINER, RR. BRACKET (NISSHIN)	9			2	43112-410-006	0669390
4	COVER, RR. DISK	9			1	43140-410-000	0482927
5	SEAL, PISTON (SBR)	9			1	43209-371-006	0406926
6	CLIP, DUST COVER	9			1	43218-371-006	0406975
7	SCREW, BLEEDER	9			1	43352-568-003	0505735
8	CAP, BLEEDER SCREW	9			1	43353-548-003	0505750
9	LINK COMP., TORQUE	9			1	43431-422-000	0693515
10	COLLAR, LINK	9			2	43435-392-000	0415158
11	PAD COMP. (NISSHIN) (SEE KIT P/N—END OF BLOCK)	9			2	45105-410-004	1098130
	PAD COMP. (NISSHIN) (SEE KIT P/N—END OF BLOCK)	9			2	45105-410-007	1098136
	PAD COMP. (NISSHIN) (SEE KIT P/N—END OF BLOCK)	9			2	45105-410-026	0696716

9 = CBX79  
0 = CBX78

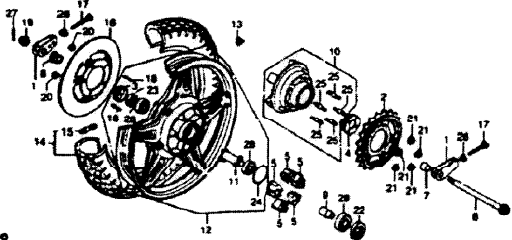
Part No.	BLOCK NO. DESCRIPTION	CBX	FRAME SERIAL NUMBER		QTY	PART NUMBER	HONDA CODE
			FROM	TO			
11	PAD COMP. (NISSHIN JB) (SEE KIT P/N—END OF BLOCK)	0			2	45105-415-772	0830794
12	PISTON (NISSHIN)	9			1	43107-410-006	0483024
	PISTON (NISSHIN)	0			1	43107-445-771	0817569
13	SPRING, PAD (NISSHIN)	9			1	43108-410-000	0483032
	SPRING, PAD	0			1	45108-415-006	0669523
14	BOOT, PISTON	9			1	45109-371-006	0407270
15	SHIM B, PAD	9			1	45116-371-006	0417840
16	CAP, INDICATOR	9			1	45119-371-000	0607296
17	PIN A (NISSHIN)	9			1	45131-410-006	0483073
18	PIN B (NISSHIN)	9			1	45132-410-006	0483081
19	COVER, DUST	9			2	45133-371-006	0607361
20	CALIPER, R. (NISSHIN) CALIPER, R.	9			1	45201-410-006	0683107
	CALIPER, R.	0			1	45201-442-701	0824011
21	COLLAR, HEADLIGHT SETTING	9			2	61304-292-000	0151514
22	BOLT, HEX	0			2	90116-410-006	0485776
23	BOLT, SOCKET, Bx23	9			2	90116-422-006	0693309
24	BOLT, RR. BRAKE STOPPER ARM	0			2	90124-392-000	0415869
25	SCREW-WASHER, 5X18	9			2	93892-09518-07	0693531
26	MUT, SELF LOCK BWR	9			1	04011-08000-05	0251678
27	WASHER, PLAIN, BWR	9			2	94101-08000	0059097
28	PIN, COTTER 2.0X15	9			2	94201-20140	0693549
	PIN, COTTER 2.0X15	9			2	94201-20150	0058347
NI	PAD SET, BRAKE	9			1	04635-415-405	4441424
	BRAKE PAD KIT	9			1	65140-415-670	3529351

# CONTENTS

TITLE	PAGE	GRID
AVR CLEANER	114	G3
BATTERY	112	G2
BRAKE CALIPER FR	88	E12
BRAKE CALIPER RR	86	D
BRAKE PEDAL	118	G5
CABLE	88	E4
CHAIN CASE FR	128	G8
CHAIN CASE RD	128	G8
FENDER FR	78	E8
FENDER FR	130	C11
FORK FR 78	79	E9
FORK FR 80	87	E11
FR BRAKE MASTER		
CYLINDER	71	E5
FRAME	140	H4
FUEL TANK	100	F9
HANDLEBAR	74	E7
HEADLIGHT	82	E1
IGNITION COIL	128	G4
LEVER	88	C4
MAGNETIC SWITCH	110	G1
MUFFLER	118	G4
OIL COOLER	140	H4
REGULATOR	110	G1
RR BRAKE MASTER		
CYLINDER	82	F4
BEAT 79	104	F10
BEAT 80	104	F10
SHIRT PEDAL	118	G6
SHOCK ABSORBER, FR 78	178	G10
SHOCK ABSORBER, FR 80	179	G10
SIDE COVER	163	F12
SPARK UNIT	110	G1
SPEEDOMETER	88	E2
SPORTS HANDLEBAR KIT	144	H6
STAND	122	G7
STEERING STEM	78	E8
STRIP	128	G8
SWINGARM 78	126	G8
SWINGARM 80	126	G8
SWITCH	88	E4
TACHOMETER	88	E2
TAILLIGHT	138	H2
TOOLS	108	F12
TOP BRIDGE	74	E7
TURN SIGNAL	132	G12
WHEEL FR 78	86	F2
WHEEL FR 80	80	F3
WHEEL RR 78	88	F9
WHEEL RR 80	88	F9
WIRE HARNESS	138	H7

CBX79 ENGINE NO.; CB1E-2000040 TO 2023296  
 CBX79 FRAME NO.; CB1-2000042 TO 2023175  
 CBX80 ENGINE NO.; SC03E-2000025 TO SUBSEQUENT  
 CBX80 FRAME NO.; SC03-2000021 TO SUBSEQUENT

# REAR WHEEL - 79



F16AZ213

Part No.	BLOCK NO	F-13	CBX		O T Y	R E Q	FRAME SERIAL NUMBER		PART NUMBER	HONDA CODE
			9	0			FROM	TO		
1	ARABSTER, CHAIR	9	---	---	2	40543-422-000	0693556			
2	SPROCKET COMP., FINAL DRIVER (CS37)	9	---	---	1	41200-422-000	0693564			
	SPROCKET COMP., FINAL DRIVER (CS47)	9	---	---	(1)	41200-422-000	0693564			
3	RETAINER, RR. WHEEL BEARING	9	---	---	(1)	41200-422-810	0693572			
4	RETAINER, RR. WHEEL BEARING	9	---	---	1	41231-286-000	0155228			
5	SHIMMER, RR. WHEEL	9	---	---	5	41241-422-000	0693580			
6	AXLE, RR. WHEEL	9	---	---	1	42301-422-000	0693606			
	AXLE, RR. WHEEL	9	---	---	1	42301-445-000	0764910			
7	COLLAR, RR. WHEEL SIDE	9	---	---	1	42311-422-000	0693614			
	COLLAR, RR. WHEEL SIDE	9	---	---	1	42311-425-700	3831724			
8	COLLAR, RR. BRAKE PANEL SIDE	9	---	---	1	42313-422-000	0693622			
9	SLEEVE, RR. AXLE	9	---	---	1	42605-393-000	0445742			
10	FLANGE ASSY., FINAL DRIVER	9	---	---	1	42610-422-000	0693630			
11	COLLAR, RR. AXLE DISTANCE	9	---	---	1	42620-422-010	0693648			

Ref No	BLOCK NO	F-13	CBX		O T Y	R E Q	FRAME SERIAL NUMBER		PART NUMBER	HONDA CODE
			9	0			FROM	TO		
12	WHEEL COMP., RR.	9	---	---	1	42650-422-305	0693655			
	WHEEL COMP., RR.	9	---	---	1	42650-422-315	0824065			
13	WEIGHT, BALANCE (206)	9	---	---	AR	42705-410-000	0482885			
	WEIGHT, BALANCE (306)	9	---	---	AR	42706-410-000	0482893			
14	TIRE ASSY., RR. (4.25H18) (DUNLOP)	9	---	---	1	42710-422-672	0693663			
	TIRE ASSY., RR. (4.25H18-4PR BS)	9	---	---	1	2019410	1963750			
	TIRE ASSY., RR. (4.25V18) (DUNLOP)	9	---	---	(1)	42710-422-722	1963768			
	TIRE ASSY., RR. (4.25V18-4PR BS)	9	---	---	(1)	2019410	1963776			
15	VALVE, RIM (BRIDGESTONE)	9	---	---	1	42753-425-003	1032465			
	VALVE, RIM	9	---	---	1	42753-425-004	1041128			
16	DISK, RR. BRAKE	9	---	---	1	43121-422-000	0693689			
17	BOLT, CHAIN ADJ.	9	---	---	2	06919-422-000	0693697			
18	BOLT, STUD, 8X45	9	---	---	5	90125-329-010	0293787			
19	NUT, AXLE, 10MM	9	---	---	1	90305-393-000	0446674			
20	NUT, HEX., 8MM	9	---	---	1	90309-357-000	0322164			
21	NUT, FLANGE, 12MM	9	---	---	5	90309-375-003	0384461			
22	OIL SEAL, 34X5X9	9	---	---	1	90753-283-000	0078956			
23	DUST SEAL, 30X45X9.5	9	---	---	1	91253-286-013	0155127			
24	O-RING, 68X2.6	9	---	---	1	91250-300-013	0191346			
25	BOLT, STUD, 12X55	9	---	---	5	92716-12055-0E	0693706			
26	NUT, HEX., 10MM	9	---	---	2	94001-1000-05	0145391			
27	PIN, COTTER 4.0X30	9	---	---	1	94201-40300	0058461			
28	BEARING, RADIAL BALL, 47044	2	9	10	96140-63050-10	0297700				
29	BEARING, RADIAL BALL, 63054	9	---	---	1	96140-63050-10	0297706			

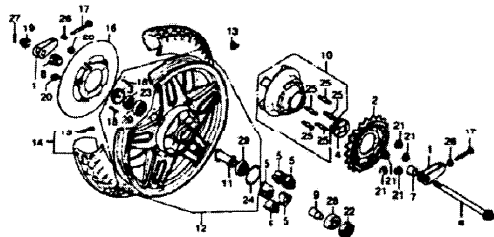
CONTENTS	
TITLE	PAGE GRID
AIR CLEANER	114 G3
BATTERY	112 G3
BRAKE CALIPER, FR.	88 E12
BRAKE CALIPER, RR.	84 F2
BRAKE PEDAL	118 G5
CABLE	88 E4
CHAIN CASE 78	124 G8
CHAIN CASE 80	128 G8
FENDER, FR.	78 E3
FENDER, RR.	130 G11
FORK, FR. 78	78 E9
FORK, FR. 80	82 E11
FR. BRAKE MASTER CYLINDER	71 E5
FRAME	140 H4
FUEL TANK	100 F9
HANDLEBAR	74 E7
HEADLIGHT	62 E1
IGNITION COIL	138 H0
LEVERS	64 E4
MAGNETIC SWITCH	110 G1
MUFFLER	116 G4
OIL COOLER	140 H4
REGULATOR	110 G1
RR. BRAKE MASTER CYLINDER	82 F4
SEAT 78	104 F10
SEAT 80	106 F11
SHIFT PEDAL	112 G6
SHOCK ABSORBER, FR. 78	128 G10
SHOCK ABSORBER, FR. 80	128 G10
SIDE COVER	108 F12
SPAWN LIGHT	110 G1
SPEEDOMETER	88 E2
SPORTS HANDLEBAR KIT	144 H6
STAND	122 G7
STEERING STEM	78 E8
STEP	120 G8
STRINGS 78	134 G8
STRINGS 80	136 G8
SWITCH	88 E4
TACHOMETER	88 E2
TALLLIGHT	138 H0
TOOLS	108 F12
TOP BRIDGE	74 E7
TURN BURN	130 G11
WHEEL, FR. 78	82 F2
WHEEL, FR. 80	80 F3
WHEEL, RR. 78	86 F6
WHEEL, RR. 80	86 F7
WIRE HARNESS	138 H0

AMERICAN HONDA MOTOR CO. INC. 1984

AMERICAN HONDA MOTOR CO. INC. 1984

CBX79 ENGINE NO.: CB1E-2000660 TO 2023296  
 CBX79 FRAME NO.: CB1-2000042 TO 2023175  
 CBX80 ENGINE NO.: SC03E-2000025 TO SUBSEQUENT  
 CBX80 FRAME NO.: SC03-2000021 TO SUBSEQUENT

# REAR WHEEL - 80



F144201301

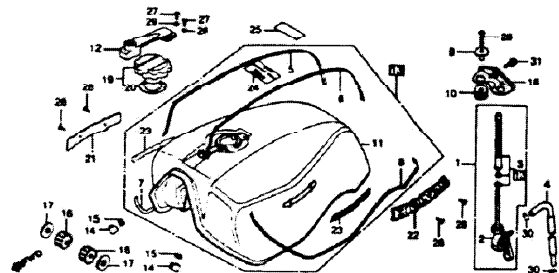
9 = CBX79 0 = CBX80		CBX		QTY	PART NUMBER	HONDA CODE
1 0 7 9 0	0 8 8 0 0	FRAME SERIAL NUMBER				
Plat No.	BLOCK NO F-13-1	9	0	FROM	TO	
1	ADJUSTER, DRIVE CHAIN	0	0			0764894
2	SPROCKET COMP., FINAL DRIVEN (42T)	0	0			0874834
3	RETAINER, RR. WHEEL BEARING	0	0			0155226
4	RETAINER, RR. WHEEL BEARING	0	0			0693580
5	NUT, RR. AXLE	0	0			0693508
6	AXLE, RR. WHEEL	0	0			0693606
	AXLE, RR. WHEEL	0	0			0764910
7	COLLAR, RR. WHEEL SIDE	0	0			0693614
	COLLAR, RR. WHEEL SIDE	0	0			3831724
8	COLLAR, RR. BRACE PANEL SIDE	0	0			0693622
9	SLEEVE, RR. AXLE	0	0			0445742
10	FLANGE ASST., DRIVEN	0	0			0817528
11	COLLAR, RR. AXLE DISTANCE	0	0			0693648
12	WHEEL COMP., RR.	0	0			0874842
13	WEIGHT, BALANCE (20G)	0	0	AR		0482885

9 = CBX79 0 = CBX80		CBX		QTY	PART NUMBER	HONDA CODE
1 0 7 9 0	0 8 8 0 0	FRAME SERIAL NUMBER				
Plat No.	BLOCK NO F-13-1	9	0	FROM	TO	
13	WEIGHT, BALANCE (30G)	0	0			0482885
14	(NOT AVAILABLE)	0	0			
	(NOT AVAILABLE)	0	0			
	(NOT AVAILABLE)	0	0			
15	VALVE, RIR (BRIDGESTONE)	0	0			
	VALVE, RIR	0	0			
16	DISK, RR. BRAKE	0	0			
17	BOLT, CHAIN ADJ.	0	0			
18	BOLT, STUD, BR45	0	0			
19	NUT, AXLE, 18MM	0	0			
20	NUT, HEX., 8MM	0	0			
21	NUT, FLANGE, 12MM	0	0			
22	GIL SEAL, 34X32X7	0	0			
23	DUST SEAL, 30X45X9.5	0	0			
24	O-RING, 68X2.6	0	0			
25	BOLT, STUD, 12X55	0	0			
26	NUT, HEX., 12MM	0	0			
27	PIN, COTTER 4.0X30	0	0			
28	BEARING, RADIAL BALL, 6305U	0	0			
29	BEARING, RADIAL BALL, 6304U	0	0			

CONTENTS	
TITLE	PAGE GRID
AIR CLEANER	114 G3
BATTERY	112 G2
BRAKE CALIPER FR	85 E12
BRAKE CALIPER RR	84 F2
BRAKE PEDAL	118 G5
CABLE	88 E4
CHAIN CASE 79	124 G8
CHAIN CASE 80	126 G8
FENDER FR	78 E8
FENDER RR	130 G11
FOOK FR 80	79 E8
FOOK RR 80	80 E11
FR BRAKE MASTER CYLINDER	71 E5
FR BRAKE MASTER CYLINDER	142 H4
FUEL TANK	100 F8
HANDLEBAR	74 E7
HEADLIGHT	82 E1
IGNITION COIL	138 H3
IGNITION SWITCH	83 E4
MAGNETIC SWITCH	110 G1
MUFFLER	116 G4
Oil COOLER	140 H4
REGULATOR	110 G1
RR BRAKE MASTER CYLINDER	82 F4
SEAT 79	104 F10
SEAT 80	126 F11
SHIFT PEDAL	118 G5
SHOCK ABSORBER FR 79	128 G10
SHOCK ABSORBER RR 80	129 G10
SIDE COVER	168 F12
SPARK UNIT	110 G1
SPEEDOMETER	85 E2
SPORTS HANDLEBAR KIT	144 H8
STRAP	122 G7
STEERING STEM	79 E8
STEP	120 G6
SWINGSWAP 79	124 G8
SWINGSWAP 80	126 G8
SWITCH	89 G4
TACHOMETER	85 E2
TAILLIGHT	136 H2
TOOLS	108 F12
TOP BRIDGE	74 E7
TURN SIGNAL	132 G12
WHEEL FR 79	88 F2
WHEEL FR 80	80 F3
WHEEL RR 79	88 E4
WHEEL RR 80	88 F7
WIPE WAFER 80	138 F10

CBX79 ENGINE NO.: CB1E-2000060 TO 2023294  
 CBX79 FRAME NO.: CB1-2000042 TO 2023175  
 CBX80 ENGINE NO.: SC03E-2000025 TO SUBSEQUENT  
 CBX80 FRAME NO.: SC03-2000021 TO SUBSEQUENT

# FUEL TANK



"CAUTION OR WARNING LABELS MUST BE ORDERED SEPARATELY WHEN APPLICABLE"

F14422014

Part No.	BLOCK NO. F-14 DESCRIPTION	CBX		QTY	FRAME SERIAL NUMBER	PART NUMBER	HONDA CODE
		1 9 7 8 0	1 8 0 0 0				
1	VALVE ASSY., FUEL	9	---	1	2012453	1 16950-422-005	0693713
	VALVE ASSY., FUEL	9	---	1	2012453	1 16950-422-015	0771543
	VALVE ASSY., FUEL	9	---	1	16950-422-015	1 16950-469-005	0874859
	VALVE ASSY., FUEL	9	---	(1)	16950-469-005	1 16950-469-005	0874859
2	BODY COMP., FUEL VALVE	9	---	1	2012453	1 16951-422-005	0693721
	BODY COMP., FUEL VALVE	9	---	1	2012453	1 16951-422-015	0771451
	BODY COMP., FUEL VALVE	9	---	1	16951-422-015	1 16951-469-005	0874867
	BODY COMP., FUEL VALVE	9	---	(1)	16951-469-005	1 16951-469-005	0874867
3	STRAINER SET, FUEL	9	---	1	16952-422-005	1 16952-422-005	0693739
	STRAINER SET, FUEL	9	---	(1)	16952-469-005	1 16952-469-005	0874875
	STRAINER SET, FUEL	9	---	(1)	16952-469-005	1 16952-469-005	0874875
4	TUBE, FUEL, 7.3170	9	---	(1)	16955-469-000	1 16955-469-000	0874883
	TUBE, FUEL, 7.3170	9	---	(1)	16955-469-000	1 16955-469-000	0874883
5	STRIPES, FUEL TANK R., UPPER (T.M.)	9	---	1	17503-422-300	1 17503-469-300	0806935
	STRIPES, FUEL TANK R., UPPER (T.M.)	9	---	1	17503-422-300	1 17503-469-300	0874891
6	STRIPES, FUEL TANK L., UPPER (T.M.)	9	---	1	17504-422-300	1 17504-422-300	0806943

8 = CBX79  
0 = CBX70

Part No.	BLOCK NO. F-14 DESCRIPTION	CBX		QTY	FRAME SERIAL NUMBER	PART NUMBER	HONDA CODE
		1 9 8 0 0	1 8 0 0 0				
6	STRIPES, FUEL TANK L., UPPER (T.M.)	9	---	1	17504-469-300	1 17504-469-300	0874909
7	STRIPES, FUEL TANK R. (T.M.) *A71* (GOLD AND ORANGE)	9	---	1	17500-422-3002A	1 17500-422-3002A	0806950
	STRIPES, FUEL TANK R. (T.M.) *A23* (SPECIFIED ORANGE AND BLACK)	9	---	1	17506-422-3002B	1 17506-422-3002B	0806968
	STRIPES, FUEL TANK R. (T.M.) *A71* (GOLD AND ORANGE)	9	---	1	17506-469-3002A	1 17506-469-3002A	0874917
8	STRIPES, FUEL TANK L. (T.M.) *A71* (GOLD AND ORANGE)	9	---	1	17507-422-3002A	1 17507-422-3002A	0806976
	STRIPES, FUEL TANK L. (T.M.) *A23* (SPECIFIED ORANGE AND BLACK)	9	---	1	17507-422-3002B	1 17507-422-3002B	0806984
	STRIPES, FUEL TANK L. (T.M.) *A71* (GOLD AND ORANGE)	9	---	1	17507-469-3002A	1 17507-469-3002A	0874925
9	COLLAR, TANK RR.	9	---	2	17508-422-000	2 17508-422-000	0693747
10	CLUSHIDN, FUEL TANK RR.	9	---	2	17509-422-000	2 17509-422-000	0693754
11	TANK SUB ASSY., FUEL *H8101UM* (PERSEUS SILVER METALLIC-UD)	9	---	1	17520-422-0002A	1 17520-422-0002A	0693762
	TANK SUB ASSY., FUEL *H8101CU* (CANDY GLORY RED)	9	---	1	17520-422-0002B	1 17520-422-0002B	0693770
	TANK SUB ASSY., FUEL *H8101B* (BLACK)	9	---	1	17520-422-0002C	1 17520-422-0002C	0693788
	TANK SUB ASSY., FUEL *H8101UM* (PERSEUS SILVER METALLIC-UD)	9	---	1	17520-422-0102A	1 17520-422-0102A	0761999
	TANK SUB ASSY., FUEL *H8101CU* (CANDY GLORY RED)	9	---	1	17520-422-0102B	1 17520-422-0102B	0762005
	TANK SUB ASSY., FUEL *H8101B* (BLACK)	9	---	1	17520-422-0102C	1 17520-422-0102C	1963487
12	LID COMP., FUEL TANK	9	---	1	17530-422-007	1 17530-422-007	0693796
	LID COMP., FUEL TANK	9	---	1	17530-422-017	1 17530-422-017	0874933
	LID COMP., FUEL TANK	9	---	1	17530-443-305	1 17530-443-305	2049229
	LID COMP., FUEL TANK	9	---	1	17530-443-611	1 17530-443-611	0720433
	LID COMP., FUEL TANK	9	---	1	17530-443-612	1 17530-443-612	0827345
13	TANK SET, FUEL *H101CU* (CANDY GLORY RED)	9	---	1	17540-469-3052B	1 17540-469-3052B	0874941
	TANK SET, FUEL *H811* (BLACK)	9	---	1	17540-469-3052C	1 17540-469-3052C	0674958
14	REPLACING, FUEL TANK FR.	9	---	2	17541-422-000	2 17541-422-000	0693804

# CONTENTS

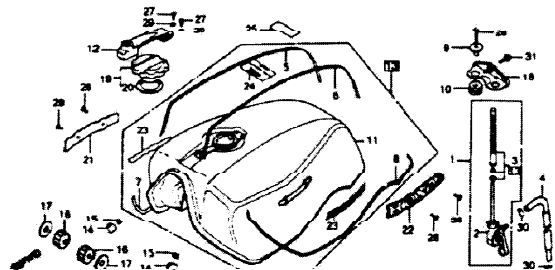
TITLE	PAGE	3RD
AIR CLEANER	114	G3
BATTERY	112	G2
BRAKE CALIPER FR.	85	F12
BRAKE CALIPER RR.	84	F5
BRAKE PEDAL	118	G5
CABLE	86	E4
CHAIN CASE 70	124	G8
CHAIN CASE 80	128	G8
FENDER FR.	78	E8
FENDER RR.	130	G11
FORK FR 79	78	E8
FORK FR 80	82	E11
FR BRAKE MASTER CYLINDER	71	E5
FRAME	140	M4
FUEL TANK	150	F8
HANDLEBAR	74	E7
HEADLIGHT	82	E1
IGNITION COIL	138	H3
LEVERS	86	E4
MAGNETIC SWITCH	110	G1
MUFFLER	118	G4
OIL COOLER	140	M4
RIDER ATCH	110	G1
RR BRAKE MASTER CYLINDER	82	F4
SEAT 78	104	F10
SEAT 80	108	F11
SHIFT PEDAL	118	G5
SHOCK ABSORBER FR 79	128	G10
SHOCK ABSORBER FR 80	129	G10
SIDE COVER	106	F12
SPARK UNIT	110	G1
SPEEDOMETER	46	E2
SPORTS HANDLEBAR KIT	144	M6
STAND	122	G7
STEERING STEM	78	E8
STEP	120	G8
SWINGARM 79	124	G8
SWINGARM 80	128	G8
SWITCH	88	E4
TACHOMETER	88	E2
TAILLIGHT	138	H2
TOOLS	108	F10
TORQUE WRENCH	124	E7
TURN SIGNAL	128	G10
WHEEL FR 79	88	F2
WHEEL FR 80	90	F3
WHEEL RR 79	98	F6
WHEEL RR 80	98	F7
WIRE HARNESS	128	H2

100 AMERICAN HONDA MOTOR CO., INC. 1984

AMERICAN HONDA MOTOR CO., INC. 1984 101

CBX79 ENGINE NO.; CB7E-2000040 TO 2023296  
 CBX79 FRAME NO.; CB1-2000042 TO 2023175  
 CBX80 ENGINE NO.; SC05E-2000025 TO SUBSEQUENT  
 CBX80 FRAME NO.; SC03-2000021 TO SUBSEQUENT

# FUEL TANK



"CAUTION ON WARNING LABELS MUST BE ORDERED SEPARATELY WHEN APPLICABLE"

F 1442004

8 - CBX79 8 - CBX78		CBX	FRAME SERIAL NUMBER	QTY	PART NUMBER	NUMBER CODE
Part No.	DESCRIPTION					
15	CLIP R, FUEL TANK MOUNTING	9 0	---	2	17515-323-010	0255340
16	RUBBER, FUEL TANK FR.	9 0	---	2	17611-422-000	0689380
17	WASHER, FUEL TANK CUSHION	9 0	---	2	17613-422-000	0690255
18	STRAP, FUEL TANK R.	9 0	---	1	17615-422-000	0690610
19	CAP COP., FUEL FILLER	9 -	---	1	17620-422-023	0769281
	CAP COP., FUEL FILLER	- 0	---	1	17620-469-000	0874966
20	BASKET, FUEL FILLER CAP	9 -	---	1	17632-422-000	0695861
	GASKET, FUEL CAP	- 0	---	1	17632-469-000	0874974
21	SPBLER, FUEL TANK R.	9 -	---	1	87121-422-000	0695879
	SPBLER, FUEL TANK R.	9 -	2006885	1	87121-422-010	0708420
	SPBLER, FUEL TANK R.	9 -	2006885	1	87121-422-010	0708420
	SPBLER, FUEL TANK R.	- 0	---	1	87121-469-000	0874982
22	SPBLER, FUEL TANK L.	9 -	---	1	87122-422-000	0695887
	SPBLER, FUEL TANK L.	9 -	2006885	1	87122-422-010	0708412
	SPBLER, FUEL TANK L.	9 -	2006885	1	87122-422-010	0708412
	SPBLER, FUEL TANK L.	- 0	---	1	87122-469-000	0874990

102 © AMERICAN HONDA MOTOR CO., INC. 1984

CBX79 ENGINE NO.; CB1E-200060 TO 2023296  
 CBX79 FRAME NO.; CB1-2000042 TO 2023175  
 CBX80 ENGINE NO.; SC03E-2000025 TO SUBSEQUENT  
 CBX80 FRAME NO.; SC03-2000021 TO SUBSEQUENT

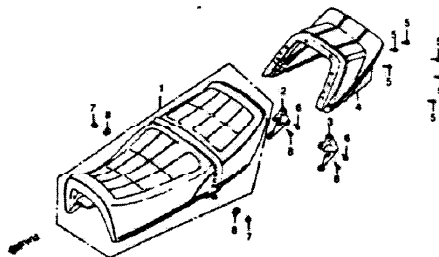
Part No.	BLOCK NO DESCRIPTION	F-14	CBX		FRAME SERIAL NUMBER	QTY	PART NUMBER	HONDA CODE
			8 0	7 9 0				
9 -	CBX79							
0 -	CBX78							
23	LABEL, FUEL TANK (T.R.)		9 0	---	---	2	87123-422-000	0807180
24	LABEL, FUEL TANK TOP (T.R.)		9 0	---	---	1	87126-422-000	0807214
25	LABEL, DRIVE CAUTION		9 0	---	---	1	87560-422-300	0695895
26	BOLT, HEX., 6X25		9 0	---	---	2	92000-06025	0054320
	BOLT, HEX., 6X25		9 0	---	---	2	92101-06025-0A	2206563
27	SCREW, PAN 4X6		9 0	---	---	2	93500-04006-0A	0171785
28	SCREW, OVAL, 3X6		9 -	---	---	4	93700-03006-0G	0242099
	SCREW, OVAL, 4X6		- 0	---	---	4	93700-04006-0G	0331421
29	WASHER, SPRING, 6MM		9 0	---	---	4	94111-04000	0038928
30	CLIP, TUBE, 812		9 -	---	---	(2)	95002-02120	0335034
			- 0	---	---	2	95002-02120	0335034
31	BOLT, FLANGE, 8X16		9 0	---	---	1	95700-08016-08	0347461
	BOLT, FLANGE, 8X16		9 0	---	---	1	95701-08016-08	2374767
	BOLT, FLANGE, 8X16		9 0	---	---	1	95900-08016-08	2048544
	BOLT, FLANGE, 8X16		9 0	---	---	1	95900-08016-08	1591312
	BOLT, FLANGE, 8X16		9 0	---	---	1	96300-08016-08	1738679

© AMERICAN HONDA MOTOR CO., INC. 1984 103

# CONTENTS

TITLE	PAGE	QNTD
AIR CLEANER	114	G3
BATTERY	112	G2
BRAKE CALIPER BR	84	F19
BRAKE CALIPER FR	84	F5
BRAKE PEDAL	118	G5
CABLE	66	E4
CHAIN CASE R	124	G8
CHAIN CASE L	126	G8
FENDER FR	78	E9
FENDER FR	130	G11
FORK FR 78	78	E9
FORK FR 80	82	E11
FR BRACE MASTER		
CYLINDER	71	E5
FRAME	140	H4
FUEL TANK	100	F8
HANDLEBAR	24	E7
HEADLIGHT	62	E1
IGNITION COIL	138	H3
KEYS	86	C4
MAGNETIC SWITCH	110	G1
MUFFLER	116	G4
OIL COOLER	140	H4
REGULATOR	110	G1
RR BRACE MASTER		
CYLINDER	92	F4
SEAT 78	104	F10
SEAT 80	108	F11
SHIFT PEDAL	118	G5
SHOCK ABSORBER FR 78	128	G10
SHOCK ABSORBER FR 80	128	G10
SIDE COVER	108	F12
SPACER	110	G1
SPEEDOMETER	86	E2
SPORTS HANDLEBAR KIT	144	H8
STAND	122	G7
STEERING STEM	78	E8
STEP	120	G8
SWINGARM 78	124	G8
SWINGARM 80	128	G8
SWITCH	88	E4
TACHOMETER	86	E2
TAILLIGHT	138	H2
TOOLS	108	F13
TUP BRIDGE	74	C7
TURN SIGNAL	132	G12
WHEEL FR 78	86	F2
WHEEL FR 80	86	F3
WHEEL FR 78	86	F4
WHEEL FR 80	86	F7
WIRE HARNESS	138	H3

## SEAT - 79



F14422015

9 - CBK79 0 - CBK80		CBK 1 1 9 8 7 8 6 0	FRAME SERIAL NUMBER	QTY R C D	PART NUMBER	HONDA CODE
Plat No.	BLOCK NO. DESCRIPTION					
1	SEAT ASSY., 44H10 W/L* (PERSEUS SILVER METALLIC-U) ...	9	---	---	1 77100-422-0002A	0693903
	SEAT ASSY., 44H10 W/L* (CANDY GLORY RED) ...	9	---	---	1 77100-422-0002B	0693911
	SEAT ASSY., 44H10* (BLACK) ...	9	---	---	1 77100-422-0002C	0693929
	SEAT ASSY., 44H10 W/L* (PERSEUS SILVER METALLIC-U) ...	9	---	---	1 77200-469-000	0875005
2	HOCK COMP., R. SEAT	9	---	---	1 77110-422-000	0693937
3	HOCK COMP., L. SEAT	9	---	---	1 77120-422-000	0693945
4	COIL SUB ASSY., RR., 44H10 W/L* (PERSEUS SILVER METALLIC-U) ...	9	---	---	1 77210-422-0002A	0693952
	COIL SUB ASSY., RR., 44H10 W/L* (CANDY GLORY RED) ...	9	---	---	1 77210-422-0002B	0693960
	COIL SUB ASSY., RR., 44H10* (BLACK) ...	9	---	---	1 77210-422-0002C	0693978
	COIL SUB ASSY., RR., 44H10 W/L* (PERSEUS SILVER METALLIC-U) ...	9	---	---	1 77210-422-3052A	1204114

9 - CBK79  
0 - CBK80

Plat No.	BLOCK NO. DESCRIPTION	CBK 1 1 9 8 7 8 6 0	FRAME SERIAL NUMBER		QTY R C D	PART NUMBER	HONDA CODE
			FROM	TO			
4	COIL SUB ASSY., RR., 44H10 W/L* (CANDY GLORY RED) ...	9	---	---	1	77210-422-3052B	1233436
5	SCREW, TAPPING, 3x12	9	---	---	6	93903-35x10	0693990
6	SCREW, TAPPING, 5x20	9	---	---	4	93903-35x10	0693994
7	NUT CAP, 6MM	9	---	---	2	94-921 98020-C5	0169524
8	WASHER, FLAT, 6MM	9	---	---	2	94-103-08200	0694000

## CONTENTS

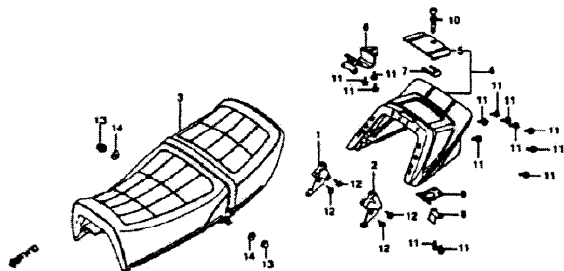
TITLE	PAGE	GRID
AIR CLEANER	114	G3
BATTERY	112	G3
BRAKE CALIPER, FR.	85	E12
BRAKE CALIPER, RR.	94	F5
BRAKE PEDAL	118	G5
CABLE	86	E4
CHAIN CASE, 70	126	G8
CHAIN CASE, 80	126	G8
FENDER, FR.	78	E9
FENDER, RR.	130	G11
FOHR, FR. 78	79	E9
FOHR, RR. 85	82	E11
FR. BRAKE MASTER CYLINDER	71	E5
FRAME	140	H6
FUEL TANK	100	F8
HANDLEBAR	74	E7
HEADLIGHT	62	E1
IGNITION COIL	136	H3
LEVERS	88	E4
MAGNETIC SWITCH	110	G1
MUFFLER	116	G4
OIL COOLER	140	H4
REGULATOR	110	G1
RR. BRAKE MASTER CYLINDER	82	F4
SEAT, 78	104	F10
SEAT, 80	108	F11
SHIFT PEDAL	118	G6
SHOCK ABSORBER, FR. 78	128	G19
SHOCK ABSORBER, RR. 80	129	G19
SIDE COVER	108	F12
SPARK LIMIT	110	G1
SPEEDOMETER	86	E2
SPORTS HANDLEBAR KIT	144	H8
STAND	122	G7
STEERING STEM	78	E8
STEP	120	G6
SWINGARM, 78	124	G6
SWINGARM, 80	126	G6
SWITCH	88	E4
TACHOMETER	85	E2
TAILLIGHT	136	H2
TOOLS	108	F12
TOP BRIDGE	74	E7
TURN SIGNAL	132	G12
WHEEL, FR. 78	88	F2
WHEEL, FR. 80	88	F3
WHEEL, RR. 78	88	F6
WHEEL, RR. 80	88	F7
WIRE HARNESS	138	H3

GRID

F10



## SEAT - 80



F142281801

9-CBK79 0-CBK80		CBK	QTY	FRAME SERIAL NUMBER	PART NUMBER	HONDA CODE
Part No.	DESCRIPTION					
1	HOOK COMP., R. SEAT	0	1	77110-422-000	0693957	
2	HOOK COMP., L. SEAT	0	1	77120-422-000	0693945	
3	SEAT ASSY. *H910* (PEACH SILVER METALLIC)*	0	1	77200-407-000	0673005	
4	CON. SUB ASSY., RR. *H101C* (CANDY GLODY RED)	0	1	77210-469-000ZB	0675013	
	CON. SUB ASSY., RR. *H91*	0	1	77210-469-000ZC	0675021	
5	LID, RR. CON. *H101C* (CANDY GLODY RED)	0	1	77221-469-000ZB	0675039	
	LID, RR. CON. *H91*	0	1	77221-469-000ZC	0675047	
6	HINGE COMP., RR. CON. LID	0	1	77234-469-305	0675054	
7	SPRING, LOCK KEY SETTING	0	1	77235-469-000	0675062	
8	PLATE A, RR. CON. LID LOCK	0	1	77236-469-000	0675070	
9	PLATE B, RR. CON. LID LOCK	0	1	77238-469-000	0675088	
10	LOCK, RR. CON. LID	0	1	77239-469-000	0675096	

9-CBK79 0-CBK80		CBK	QTY	FRAME SERIAL NUMBER	PART NUMBER	HONDA CODE
Part No.	DESCRIPTION					
11	SCREW, TAPPING, 5X12	0	13	93903-35210	0693984	
12	SCREW, TAPPING, 5X20	0	4	93903-35410	0693994	
13	NUT CAP, 8MM	0	2	94021-08020-05	0169524	
14	WASHER, FLAT, 8MM	0	2	94103-08200	0694000	

## CONTENTS

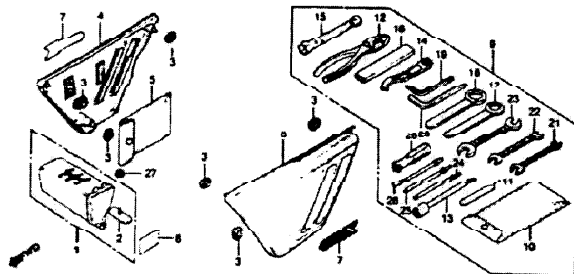
TITLE	PAGE	GRID
AIR BLENDER	114	G3
BATTERY	112	G2
BRAKE CALIPER, FR	85	E12
BRAKE CALIPER, RR	94	F3
BRAKE PEDAL	118	G5
CABLE	68	E4
CHAIN CASE 79	124	G8
CHAIN CASE 80	128	G6
FENDER, FR	78	F9
FENDER, RR	132	G11
FORK, FR 79	79	E9
FORK, FR 80	82	E11
FR. BRAKE MASTER CYLINDER	71	E5
FUEL TANK	140	H4
FRAME	100	F8
HANDLEBAR	74	E7
HEADLIGHT	82	E1
IGNITION COIL	126	H3
LEVERS	68	E4
MAGNETIC SWITCH	110	G1
MUFFLER	116	G4
OL. COOLER	140	H4
REGULATOR	110	G1
RR. BRAKE MASTER CYLINDER	82	F4
SEAT 79	104	F10
SEAT 80	106	F11
SHIFT PEDAL	118	G6
SHOCK ABSORBER, RR. 79	128	G10
SHOCK ABSORBER, RR. 80	128	G10
SIDE COVER	108	F12
SPARK PLUG	110	G1
SPEEDOMETER	86	E2
SPORTS HANDLEBAR KIT	144	H6
STAND	122	G7
STEERING STRUT	76	H6
STEP	120	G6
SWINGARM 79	126	G9
SWINGARM 80	128	G9
SWITCH	68	E4
TACHOMETER	86	E2
TAILLIGHT	138	H2
TOOLS	108	F12
TOP BRIDGE	74	E7
TURN SIGNAL	120	G6
WHEEL, FR 79	80	F2
WHEEL, FR 80	82	F3
WHEEL, RR 79	96	F8
WHEEL, RR 80	98	F7
WIRE HARNESS	138	H2

CBK79 ENGINE NO.: CB1E-2000060 TO 2023296  
 CBK79 FRAME NO.: CB1-2000042 TO 2023175  
 CBK80 ENGINE NO.: SC03E-2000003 TO SUBSEQUENT  
 CBK80 FRAME NO.: SC03E-2000021 TO SUBSEQUENT

GRID

F11

# SIDE COVER • TOOLS



CAUTION OR WARNING LABELS MUST BE ORDERED SEPARATELY WHEN APPLICABLE\*

F1422018

Part No.	BLOCK NO F-16 DESCRIPTION	CBX		FRAME SERIAL NUMBER		QTY REQ	PART NUMBER	HONDA CODE
		1 9 7 8	1 9 7 8	FROM	TO			
1	BOX ASSY., TOOL	9	0			1	83501-422-010	0694018
2	PLATE, TOOL BOX SETTING	9	0			1	83505-422-000	0694026
3	GROMMET, AIR CLEANER CASE	9	0			6	83551-300-000	0204998
4	COVER, R. SIDE (GRAY BLACK)	9	0			1	83600-422-0002A	0694034
	COVER, R. SIDE (BLACK)		0			1	83600-422-0002B	0675104
5	BAG, OWNERS MANUAL	9	0			1	83642-355-000	0326116
6	COVER, L. SIDE (GRAY BLACK)	9	0			1	83700-422-0002A	0694042
	COVER, L. SIDE (BLACK)		0			1	83700-422-0002B	0675112
7	LABEL, SIDE COVER	9	0			2	87325-422-300	0694047
8	LABEL, BATTERY CAUTION	9	0			1	87506-422-300	0694067
	LABEL, BATTERY CAUTION		0			1	87506-469-300	0675120
9	TOOL SET	9	0			1	89010-422-000	0694075
10	BAG, TOOL	9	0			1	89101-422-000	0694083

9 - CBX79  
0 - CBX80

Part No.

BLOCK NO F-16

DESCRIPTION

CB

1  
9  
7  
8

FRAME SERIAL NUMBER

FROM TO

QTY  
REQ

PART NUMBER

HONDA CODE

11	GAUGE, FEELER, 0.7	9	0			1	89103-371-000	0643663
12	PLIERS, 150	9	0			1	89210-422-000	0694091
13	WRENCH, BOX	9	0			1	89214-422-000	0694109
14	WRENCH, PIN	9	0			1	89215-422-000	0694117
15	WRENCH, PLUS	9	0			1	89216-422-000	0694123
16	HANDLE, EYE WRENCH, 120MM	9	0			1	89217-422-000	0694130
17	WRENCH, EYE, 20MM	9	0			1	89218-422-000	0694141
18	WRENCH, EYE, 24MM	9	0			1	89219-422-000	0694158
19	WRENCH, HEX., 6MM	9	0			1	89221-422-000	0694174
20	WRENCH, HEX., 8MM	9	0			1	89222-422-000	0694182
21	WRENCH (OPEN END) 8x12	9	0			1	89224-422-000	0694190
22	SPANNER, 10x12	9	0			1	89225-422-000	0694208
23	WRENCH (OPEN END) 14x17	9	0			1	89226-422-000	0694216
24	DRIVER 2, PLUS SCREW	9	0			1	89227-422-000	0694224
25	DRIVER 3, PLUS SCREW	9	0			1	89228-422-000	0694232
26	DRIVER 2, MINUS SCREW	9	0			1	89229-422-000	0694240
27	NUT, FLANGE, 6MM	9	0			1	94050-06080	0612689
28	GRIP	9	0			1	99003-30000	0052464

# CONTENTS

TITLE	PAGE	GROUP
AIR CLEANER	114	05
BATTERY	112	02
BRAKE CALIPER, FR	85	E12
BRAKE CALIPER, RR	84	F8
BRACE PEDAL	115	05
CABLE	88	E4
CHAIN CASE 75	124	08
CHAIN CASE 80	06	06
FENDER, FR	76	08
FENDER, RR	120	G11
FOAM, 111 TB	79	28
FOAM, 85 TB	85	E11
FR. BRAKE MASTER CYLINDER	71	E5
FRAME	140	H4
FUEL TANK	100	F8
HANDLEBAR	74	E7
HEADLIGHT	62	E1
IGNITION COIL	128	H3
LEVERS	68	E4
MAGNETIC SWITCH	110	G1
MUFFLER	115	G4
OIL COOLER	140	H4
REGULATOR	110	G1
RR BRAKE MASTER CYLINDER	82	F4
SEAT 79	104	F19
SEAT 80	106	F11
SHIFT PEDAL	118	06
SHOCK ABSORBER, FR 79	126	G10
SHOCK ABSORBER, FR 80	126	G10
SIDE COVER	108	F12
SPARK UNIT	110	G1
SPEEDOMETER	65	E2
SPORTS HANDLEBAR KIT	144	H6
STAND	122	G7
STEERING STEM	76	08
STEP	120	08
SWINGARM 79	124	08
SWINGARM 80	128	08
TACHOMETER	66	E4
SWITCH	66	E4
TACHOMETER	66	E4
TAILLIGHT	126	H6
TOOLS	108	F12
TOP BRIDGE	74	E7
TURN SIGNAL	132	G12
WHEEL, FR 79	88	F2
WHEEL, FR 80	90	F2
WHEEL, RR 79	86	F9
WHEEL, RR 80	86	F7
WIRE HARNESS	138	H0

108 © AMERICAN HONDA MOTOR CO., INC. 1984

F 12

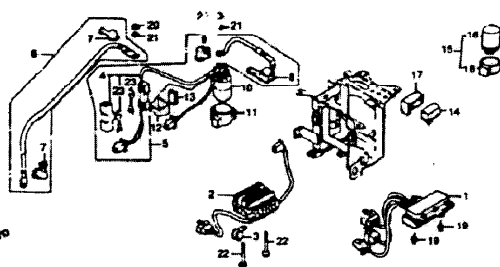
© AMERICAN HONDA MOTOR CO., INC. 1988 108

CBX79 ENGINE NO.: CB1E-2000060 TO 2023206  
 CBX79 FRAME NO.: CB1-2000042 TO 2023175  
 CBX80 ENGINE NO.: SC03E-2000025 TO SUBSEQUENT  
 CBX80 FRAME NO.: SC03-2000021 TO SUBSEQUENT

GRID

F12

# SPARK UNIT • REGULATOR • MAGNETIC SWITCH



F14422017

Part No.	BLOCK NO. F-17	DESCRIPTION	CBX		QTY	PART NUMBER	HONDA CODE
			1 8 7 0	1 8 7 0			
			FRAME SERIAL NUMBER				
			FROM	TO			
1	9 0	SPARK UNIT	30400-422-000	0694257	1	30400-422-010	1066307
2	9 0	RECTIFIER ASSY., REGULATOR	31600-422-008	0694265	1	31600-422-008	0694265
3	9 0	CLAMP, REGULATE RECTIFIER	31670-422-000	0694273	1	32113-422-000	0694281
4	9 0	WIRE ASSY., FUSE	32421-422-000	0694299	1	32402-422-000	0694307
5	9 0	CABLE, STARTER MOTOR	32411-422-000	0694299	1	32412-422-000	0694315
6	9 0	COVER, STARTING MOTOR TERMINAL	32411-422-000	0694299	2	32411-250-000	0208652
7	9 0	COVER, BATTERY	32412-422-000	0694315	1	32412-422-000	0694315
8	9 0	COVER B, MAGNETIC SWITCH	32413-422-000	0694323	1	32413-422-000	0694323
9	9 0	SWITCH ASSY., STARTER MAGNETIC (HONDA LOCK)	35850-448-771	2428001	1	35850-448-771	2428001
10	9 0	SWITCH ASSY., STARTER MAGNETIC (HONDA LOCK)	35850-415-007	0668855	1	35850-415-007	0668855
	9 0	SWITCH ASSY., STARTER MAGNETIC (HONDA LOCK)	35850-958-680	1220813	1	35850-958-680	1220813

110 6 AMERICAN HONDA MOTOR CO., INC. 1984  
 CBX '79 ENGINE NO.: CB1E-2000060 TO 2023296  
 CBX '79 FRAME NO.: CB1-2000042 TO 2023175  
 CBX '80 ENGINE NO.: SC05E-20M0025 TO SUBSEQUENT  
 CBX '80 FRAME NO.: SC03-2000021 TO SUBSEQUENT

9 - CBX79  
 0 - CBX80

Ref No.	BLOCK NO. F-17	DESCRIPTION	CBX		QTY	PART NUMBER	HONDA CODE
			1 8 7 0	1 8 7 0			
			FRAME SERIAL NUMBER				
			FROM	TO			
11	9 0	RUBBER, MAGNETIC SHOCK	35856-413-000	0492355	1	35856-413-010	2870509
12	9 0	STAY, MAIN FUSE	38254-422-000	0694349	1	38260-422-000	0694349
13	9 0	HOLDER, FUSE STAY	38301-416-741	1596915	1	38301-416-742	1719958
14	9 0	FLASHER, (142 12V)	38300-415-004	0753194	1	38300-415-004	0753194
15	9 0	RELAY ASSY., TURN SIGNAL (MITSUBA)	38300-415-004	0753194	1	38300-415-004	0753194
	9 0	RELAY COMP., TURN SIGNAL (MITSUBA)	2003181	-----	1	38300-415-004	0753194
	9 0	RELAY COMP., TURN SIGNAL (MITSUBA)	2003181	-----	1	38300-415-004	0753194
16	9 0	RELAY COMP., TURN SIGNAL	38300-415-071	0905547	1	38300-415-071	0905547
17	9 0	SUSPENSION, TURN SIGNAL RELAY	38300-415-071	0748853	1	38300-415-071	0748853
18	9 0	SUSPENSION, TURN SIGNAL RELAY	38300-415-071	0748853	1	38300-415-071	0748853
19	9 0	BOLT-WASHER, 6X16	93413-06016-08	2723948	2	93413-06016-08	2723948
20	9 0	MUT, SPECIAL, 6MM	90302-08P-900	4646857	2	90302-08P-900	4646857
21	9 0	WASHER, SPRING, 6MM	94111-06000	0058974	2	94111-06000	0058974
22	9 0	BOLT, FLANGE, 6X55	95700-08055-08	0301796	2	95700-08055-08	0301796
	9 0	BOLT, FLANGE, 6X55	95701-06055-08	2602217	2	95701-06055-08	2602217
	9 0	BOLT, FLANGE, 6X40	95700-06040-00	0483966	2	95700-06040-00	0483966
	9 0	BOLT, FLANGE, 6X40	95701-06040-00	2430942	2	95701-06040-00	2430942
23	9 0	FUSE F (30A)	95700-33000	0412676	4	95700-33000	0412676

111 AMERICAN HONDA MOTOR CO., INC. 1984

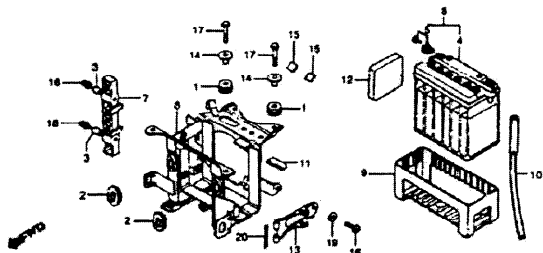
# CONTENTS

TITLE	PAGE	GRID
AIR CLEANER	114	G3
BATTERY	112	G2
BRAKE CALPER FR	85	E12
BRAKE CALPER RR	84	F5
BRAKE PEDAL	118	G5
CABLE	88	E4
CHAIN CASE FR	124	G8
CHAIN CASE RR	126	G8
FLANGER FR	78	E9
FLANGER RR	120	G11
FORK FR 78	79	E9
FORK FR 80	82	E11
FR BRAKE MASTER	71	E5
CYLINDER	140	H4
FUEL TANK	100	F8
HANDLEBAR	74	E7
HEADLIGHT	82	E1
FRONT FOL	138	H3
LEVERS	88	E4
MAGNETIC SWITCH	110	G1
MUFFLER	116	G4
Oil COOLER	140	H4
REGULATOR	110	G1
RR BRAKE MASTER	82	F4
SEAT 78	104	F10
SEAT 80	100	F11
SHIFT PEDAL	118	G5
SHOCK ABSORBER FR 78	128	G10
SHOCK ABSORBER FR 80	129	G10
SIDE COVER	108	F12
SPARK UNIT	110	G1
SPEEDOMETER	88	E2
SPORTS HANDLEBAR INT	144	H8
STAND	122	G7
STRUTTING ARM	74	E9
STEERING	120	G8
SWIRLFLAP 78	124	G8
SWIRLFLAP 80	128	G8
TACHOMETER	88	E2
TAILLIGHT	138	H3
TOOLS	108	F12
TOP BRACKET	74	E7
TURN SIGNAL	122	G12
WHEEL FR 78	88	F2
WHEEL FR 80	90	F3
WHEEL RR 78	88	E4
WHEEL RR 80	88	F7
WIRE HARNESS	138	H3

GRID

G1

# BATTERY



F14422018

9 = CBX79 0 = CBX70		CBX	QTY	FRAME SERIAL NUMBER	PART NUMBER	HONDA CODE
Part No.	BLOCK NO. F-18 DESCRIPTION					
1	RUBBER, AIR CLEANER CASE SETTING	9 0	4	17245-107-010	0213462	
2	GROMMET A, AIR CLEANER CASE	9 0	2	17247-303-000	0198234	
3	COLLAR, GROMMET	9 0	2	18625-634-670	0576215	
4	BATTERY (Y81B-A YUASA)	9 0	1	31500-287-632	2962975	
	BATTERY ASSY. (12V18A)	9 0	1	31500-422-671	0694356	
5	ADAPTER SET, BATTERY	9 0	(1)	31507-422-810	0899849	
6	BATTERY ASSY. (YUASA)	9 0	(1)	31500-371-671	0405902	
	BATTERY ASSY.	9 0	(1)	31500-371-672	0384548	
	BATTERY KIT (12V20A)	9 0	(1)	31500-422-811	0694364	
	BATTERY ASSY.	9 0	(1)	31590-431-671	0700293	
	BATTERY ASSY.	9 0	(1)	31500-463-671	0882548	
	BATTERY ASSY. (Y50-H18L-A)	9 0	(1)	31500-463-677	1550649	
	BATTERY ASSY.	9 0	(1)	31500-463-721	0915587	
	BATTERY ASSY.	9 0	(1)	31500-463-741	0961599	
	BATTERY ASSY.	9 0	(1)	31500-463-742	1073023	
	BATTERY ASSY.	9 0	(1)	31500-463-743	2457224	

12 6 AMERICAN HONDA MOTOR CO. INC. 1984

CBX79 ENGINE NO.; CB1E-2000660 TO 2023296

CBX79 FRAME NO.; CB1E-2000662 TO 3023175

CBX80 ENGINE NO.; 3C03E-2000025 TO SUBSEQUENT

CBX80 FRAME NO.; 5C03-2000021 TO SUBSEQUENT

9 = CBX79 0 = CBX70		CBX	QTY	FRAME SERIAL NUMBER	PART NUMBER	HONDA CODE
Part No.	BLOCK NO. F-18 DESCRIPTION					
6	BATTERY ASSY. (Y50-H18L-A)	9 0	(1)	31500-463-747	2299378	
	BATTERY KIT (12V20A)	9 0	(1)	31510-422-810	0899856	
7	HOLDER A, COUPLER	9 0	1	32410-422-000	0694372	
8	BOL, BATTERY	9 0	1	50325-422-000	0694380	
9	RUBBER, BATTERY	9 0	1	50326-422-000	0694398	
10	TUBE, BATTERY	9 0	1	50328-422-000	0694406	
11	RUBBER, BATTERY MOUNTING	9 0	1	50329-422-070	0694414	
12	SPACER, BATTERY	9 0	1	50330-422-000	0694422	
13	PLATE, BATTERY SUPPORT	9 0	1	50333-4A2-000	1059955	
	PLATE, BATTERY SUPPORT	9 0	1	50333-422-000	0694430	
14	COLLAR, FR. FENDER	9 0	4	61904-357-000	0321752	
	COLLAR, FR. FENDER	9 0	4	61104-428-000	0687358	
	COLLAR, RR. FENDER	9 0	4	61105-428-000	0686782	
15	RUBBER, RR. FENDER MOUNTING	9 0	2	80103-422-000	0694448	
16	BOLT, SLOTTED, 6X12	9 0	1	90152-422-000	0694455	
17	BOLT, HEX., 6X20	9 0	4	92000-06020	0054279	
	BOLT, HEX., 6X20	9 0	4	92101-06020-0A	2528925	
18	SCREW-WASHER, 4X16	9 0	2	93891-04016-00	0694463	
19	WASHER, PLAIN, 6MM	9 0	1	94101-06700	0294231	
20	PIN, COTTER 4X55	9 0	1	94201-40550	0694471	

4 AMERICAN HONDA MOTOR CO. INC. 1984 113

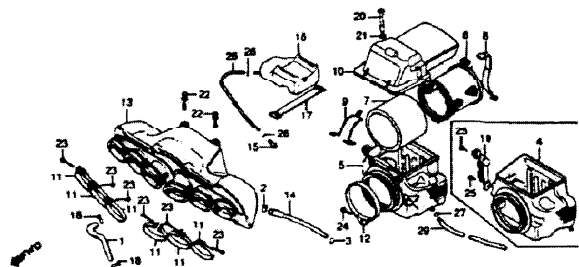
# CONTENTS

TITLE	PAGE	GRID
AIR CLEANER	114	G3
BATTERY	112	G3
BRAKE CALIPER, FR.	85	E12
BRAKE CALIPER, RR.	84	F5
BRAKE PEDAL	118	G5
CABLE	86	E4
CHAIN DRIVE	118	G3
CHAIN CASE 80	126	G9
FENDER, FR.	78	E9
FENDER, RR.	130	G11
FOK, FR. 79	79	E9
FOK, RR. 80	82	E11
FR. BRAKE MASTER		
CYLINDER	71	E5
FRAME	140	H4
FUEL TANK	100	F8
HANDLEBAR	74	E7
HEADLIGHT	82	E1
IGNITION COIL	538	H3
LEVER	88	E4
MAGNETIC SWITCH	110	G1
MUFFLER	116	G4
OIL COOLER	140	H4
REGULATOR	110	G1
RR. BRAKE MASTER		
CYLINDER	82	F4
SEAT 78	104	F10
SEAT 80	106	F11
SHIFT PEDAL	118	G6
SHOCK ABSORBER, FR. 79	128	G10
SHOCK ABSORBER, RR. 80	128	G10
SIDE COVER	108	F12
SPARK LINE	110	G1
SPEEDOMETER	85	E2
SPORTS HANDLEBAR KIT	144	H8
STEERING STEM	122	G2
STEP	120	G8
STRAP	124	G8
STRAP, RR.	128	G8
TACHOMETER	108	F12
TACHOMETER	85	E2
TAILLIGHT	138	H2
TOOLS	108	F12
TORN BRIDGE	74	E7
TURN SIGNAL	132	G12
WHEEL, FR. 79	88	F2
WHEEL, FR. 80	80	F2
WHEEL, RR. 79	88	F4
WHEEL, RR. 80	86	F7
WIRE HARNESS	138	H0

GRID

G2

# AIR CLEANER



F1422019

9 - CBK79 0 - CBK80		CBK	O T Y	R E O	PART NUMBER	HONDA CODE
1 9 7 9 0	1 9 7 9 0					
Ref. No.	BLOCK NO. DESCRIPTION	F-19	FRAME SERIAL NUMBER			
			FROM	TO		
1	TUBE, BREATHER	9 0	-----	-----	1	15763-422-000 0694489
2	CLIP, BREATHER TUBE	9 0	-----	-----	1	15772-292-010 0742885
3	CLIP, BREATHER TUBE	9 0	-----	-----	1	15772-500-010 0346569
	CLIP, BREATHER TUBE	9 0	-----	-----	1	15772-500-013 0484089
4	CASE ASSY., AIR CLEANER	9 -	-----	-----	1	17205-422-305 0694497
5	CASE ASSY., AIR CLEANER	- 0	-----	-----	1	17205-469-305 0875146
6	TRAP COMP., FLAME	9 0	-----	-----	1	17211-422-000 0694505
7	ELEMENT, AIR CLEANER	9 0	-----	-----	1	17211-429-000 0484519
8	SPRING, ELEMENT SETTING	9 0	-----	-----	1	17217-422-000 0694521
9	BAND, AIR CLEANER DUCT	- 0	-----	-----	1	17234-469-000 0875153
10	DUCT, AIR CLEANER IN.	9 -	-----	-----	1	17240-422-000 0694539
	DUCT, AIR CLEANER IN.	- 0	-----	-----	1	17240-469-000 0875161
11	BAND, CONNECTING TUBE	9 0	-----	-----	6	17255-422-000 0694547
	BAND, AIR CLEANER CONNECTING TUBE (60)	9 0	-----	-----	6	20652-GH9-730 3473261
12	BAND, CONNECTING TUBE	9 0	-----	-----	1	17256-H69-000 2301265

9 - CBK79 0 - CBK80		CBK	O T Y	R E O	PART NUMBER	HONDA CODE
1 9 7 9 0	1 9 7 9 0					
Ref. No.	BLOCK NO. DESCRIPTION	F-19	FRAME SERIAL NUMBER			
			FROM	TO		
12	BAND, AIR CLEANER CASE SEAL	9 0	-----	-----	1	17256-422-000 0694554
13	CHAMBER ASSY., AIR CLEANER	9 0	-----	-----	1	17300-RL2-000 1058945
	CHAMBER ASSY., AIR CLEANER	9 0	-----	-----	1	17370-422-000 0694562
	CHAMBER ASSY., AIR CLEANER	- 0	-----	-----	1	17300-469-000 0875179
14	TUBE ASSY., DRAIN	9 0	-----	-----	1	17358-422-670 0694570
15	PLUG, BREATHER TUBE	9 0	-----	-----	1	17370-419-700 0669002
16	TANK, STORAGE	9 0	-----	-----	1	17551-422-670 0694588
17	BAND, STORAGE TANK	9 0	-----	-----	1	17552-422-670 0694596
18	CLIP, AIR HOSE, 14	9 0	-----	-----	2	18134-634-670 0576165
19	HOLDER B, COUPLER	9 -	-----	-----	1	32411-422-000 0694604
20	NUT, AIR CLEANER DUCT SETTING	9 0	-----	-----	2	90126-422-000 0694612
	WASHER, 7X12	9 0	-----	-----	2	90501-1310-000 0113654
22	BOLT-WASHER, 6X35	9 0	-----	-----	2	9348-1-06035-00 0694620
23	SCREW, PAN 4X20	9 0	-----	-----	6	93500-04020-06 0338566
24	SCREW, PAN 5X16	9 0	-----	-----	1	93500-05016-04 0145557
25	SCREW, TAP, 5X12	9 -	-----	-----	2	93901-32419 0694638
26	CLIP, TUBE, 812.5	9 0	-----	-----	2	95002-02130 0323552
27	CLIP, TUBE, 612	9 0	-----	-----	1	95002-80000 0073700
28	TUBE, 8X330	9 0	-----	-----	1	95005-80330-20 0694644
29	TUBE, 8X450	9 0	-----	-----	1	95005-80450-30 0694653

# CONTENTS


TITLE	PAGE	ORD
AIR CLEANER	114	G3
BATTERY	112	G2
BRAKE CALIPER, FR	85	E12
BRAKE CALIPER, RR	94	F5
BRAKE PEDAL	118	G5
CABLE	88	E4
CHAIN CASE, 70	124	G8
CHAIN CASE, 80	126	G6
FENDER, FR	78	E8
FENDER, RR	130	G11
FORK, FR, 70	70	E9
FORK, RR, 80	85	F11
FR. BRAKE MASTER CYLINDER	71	E5
FRAME	140	H4
FUEL TANK	100	F6
HANDLEBAR	74	E7
HEADLIGHT	82	E1
IGNITION COIL	130	H3
LEVERS	86	E4
MAGNETIC SWITCH	110	G1
MUFFLER	118	G4
Oil COOLER	140	H4
REGULATOR	110	G1
RR. BRAKE MASTER CYLINDER	82	F4
SEAT 78	104	F10
SEAT 80	106	F11
SHIFT PEDAL	118	G5
SHOCK ABSORBER, FR, 70	128	G10
SHOCK ABSORBER, RR, 80	128	G10
SIDE COVER	108	F12
SPARK UNIT	110	G1
SPEEDOMETER	85	E2
SPRINTS HANDLEBAR KIT	144	H6
STAND	122	G7
STEERING STEM	76	E8
STEP	120	G6
SWINGARM, 70	124	G8
SWINGARM, 80	128	G8
SWITCH	86	E4
TACHOMETER	85	E2
TAILLIGHT	138	H2
TOOL	108	F12
TOP BRIDGE	74	E7
TURN SIGNAL	132	G12
WHEEL, FR, 70	86	F2
WHEEL, FR, 80	80	F3
WHEEL, RR, 70	86	F3
WHEEL, RR, 80	86	F3
WIRE HARNESS	136	H0

GND

G3

CBK79 ENGINE NO.: CB16-2000060 TO 2023296  
 CBK79 FRAME NO.: CB1-2000042 TO 2023175  
 CBK80 ENGINE NO.: SC03E-2000025 TO SUBSEQUENT  
 CBK80 FRAME NO.: SC03-2000021 TO SUBSEQUENT

# MUFFLER



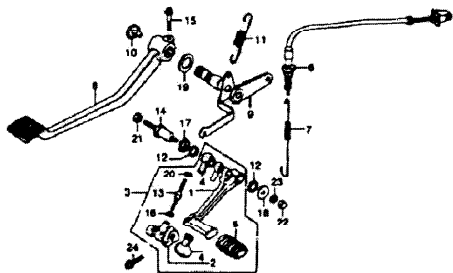
F 1442200

9 = CBX79 0 = CBX80		CBX	FRAME SERIAL NUMBER		QTY	PART NUMBER	HONDA CODE
Ref. No.	BLOCK NO. F-20 DESCRIPTION		FROM	TO			
1	JOINT, EX. PIPE	9 0		6	18231-422-000	0694661	
2	COLLAR, EX. PIPE JOINT	9 0		12	18233-422-000	0694679	
3	GASKET, EX. PIPE	9 0		6	18291-9M4-920	2916997	
	GASKET, EX. PIPE	9 0		6	18291-422-000	0694687	
	GASKET, EX. PIPE	9 0		6	18291-422-306	4366522	
4	GASKET, PROTECTOR	9 0		2	18292-422-000	0694695	
5	GASKET, PROTECTOR	9 0		4	18293-9M5-650	3483138	
	GASKET, PROTECTOR	9 0		4	18293-422-000	0694703	
6	MUFFLER COMP., R. EX.	9 -		1	18300-422-003	0694711	
	MUFFLER COMP., R. EX.	9 -		1	18300-422-007	1492859	
	MUFFLER COMP., R. EX.	9 -		1	18300-469-000	0875187	
	MUFFLER COMP., R. EX.	- 0		1	18300-469-007	1493048	
7	STAY, R. MUFFLER	9 0		1	18316-422-000	0694729	
8	PIPE 2, EX.	9 0		1	18322-422-003	0694737	
9	PIPE 5, EX.	9 0		1	18332-422-003	0694745	
10	PROTECTOR, R. CHAMBER	9 0		1	18350-422-003	0694752	

9 = CBX79 0 = CBX80		CBX	FRAME SERIAL NUMBER		QTY	PART NUMBER	HONDA CODE
Ref. No.	BLOCK NO. F-20 DESCRIPTION		FROM	TO			
11	BAND, R. EX. PIPE	9 0			1	18375-9A2-000	1059042
	BAND R EX PIPE	9 0			1	18375-9A2-405	4667061
	BAND, R. EX. PIPE	9 0			1	18375-422-000	0694760
	BAND, R. EX. PIPE	9 0			1	18375-422-010	0925099
12	BAND, L. EX. PIPE	9 0			1	18376-9A2-000	1059070
	BAND L EX PIPE	9 0			1	18376-9A2-405	4635959
	BAND, L. EX. PIPE	9 0			1	18376-422-000	0694778
	BAND, L. EX. PIPE	9 0			1	18376-422-010	0925081
13	GASKET, MUFFLER	9 0		2	18391-9M5-650	3467040	
	GASKET, MUFFLER	9 0		2	18391-310-000	0418681	
	GASKET, MUFFLER	9 0		2	18391-310-306	4264099	
14	MUFFLER COMP., L. EX.	9 -		1	18400-422-003	0694786	
	MUFFLER COMP., L. EX.	9 -		1	18400-422-007	1494111	
	MUFFLER COMP., L. EX.	- 0		1	18400-469-000	0875195	
	MUFFLER COMP., L. EX.	- 0		1	18400-469-007	1494160	
15	STAY, L. MUFFLER	9 0		1	18416-422-000	0694794	
16	PROTECTOR, L. CHAMBER	9 0		1	18450-422-003	0694802	
17	RUBBER, STAND STOPPER	9 0		2	50524-9G9-000	1527343	
	RUBBER, MAIN STAND STOPPER	9 0		2	50524-422-000	0694810	
18	NUT, SPECIAL FLANGE, 8x30	9 0		2	90179-422-060	0694828	
19	SCREW, PAN 6x10	9 0		2	93500-06010-49	0342642	
20	SCREW, PAN 6x16	9 -		2	93500-06016	0057453	
	SCREW, PAN 6x20	- 0		2	93500-06020	0057497	
21	NUT, FLANGE, 6MM	9 0		12	94050-06000	0473623	
	NUT, FLANGE, 6MM	9 0		4	94050-08080	0468847	
23	WASHER, PLAIN, 6MM	9 0		4	94101-06200	0059089	

# CONTENTS

TITLE	PAGE	GRID
AIR CLEANER	114	G3
BATTERY	112	G2
BRAKE CALIPER, RR	88	F12
BRAKE CALIPER, FR	84	F5
BRAKE PEDAL	118	G6
CABLE	88	E4
CHAIN CASE 78	124	G8
CHAIN CASE 80	128	G0
FENDER, FR	78	E8
FENDER, RR	126	G11
FORK, FR 78	70	E9
FORK, FR 80	84	E11
FR. BRAKE MASTER CYLINDER	71	E5
FRAME	140	F4
FUEL TANK	100	F8
HANDLEBAR	74	E7
HEADLIGHT	82	E1
IGNITION COIL	129	H3
LEVERS	86	E4
MAGNETIC SWITCH	110	G1
MUFFLER	118	G4
DR. COOLER	140	H4
REGULATOR	110	G1
RR. BRAKE MASTER CYLINDER	80	F4
SEAT 78	104	F10
SEAT 80	108	F11
SPW F. PEDAL	118	G6
SHOCK ABSORBER, FR 78	128	G10
SHOCK ABSORBER, FR 80	128	G10
SKID COVER 78	108	F12
SPARK UNIT	110	G1
SPEEDOMETER	86	E2
SPORTS HANDLEBAR KIT	144	H6
STAND	122	G7
STEERING STEM	76	E6
STEP	120	G8
SWINGARM 78	124	G8
SWINGARM 80	128	G8
SWITCH	88	E4
TACHOMETER	86	E2
TAILLIGHT	138	H2
TOOLS	106	F18
TOP BRACKET	74	E7
TURN SIGNAL	122	G12
WHEEL, FR 78	80	F2
WHEEL, FR 80	80	F2
WHEEL, RR 78	86	F4
WHEEL, RR 80	86	F4
WIRE HARNESS	128	H0

**BRAKE PEDAL • SHIFT PEDAL**


F14AZ2021

9 - CBX79 0 - CBX80		CBX	FRAME SERIAL NUMBER	QTY R E O	PART NUMBER	HONDA CODE
Part No.	DESCRIPTION					
1	PEM. CORP., SHIFT	9 0	-----	1	24700-422-670	0694836
2	ARM CORP., GEAR SHIFT	9 0	-----	1	24710-422-670	0694844
3	PEM. ASST., SHIFT	9 0	-----	1	24720-422-670	0694851
4	COVER, DUST	9 0	-----	2	24724-422-000	0694869
5	NUMBER, GEAR/SHIFT PEDAL	9 0	-----	1	24781-371-000	0432153
6	SWITCH ASST., INCL. STOP	9 0	-----	1	35350-422-003	0694877
7	SPRING, STOP SWITCH	9 0	-----	1	35357-358-000	0349415
8	PEM., BRAKE	9 0	-----	1	46500-422-000	0694885
9	SPINDLE CORP., RR. BRAKE	9 0	-----	1	46510-422-670	0694893
10	CAP, RR. BRAKE PEDAL	9 0	-----	1	46511-422-000	0694901
11	SPRING, BRAKE RETURN	9 -	-----	1	46514-422-000	0694919
	SPRING, BRAKE RETURN	- 0	-----	1	46514-469-000	0275203
12	DUST SEAL, BRAKE PEM.	9 0	-----	2	46516-357-000	0521331
13	BOLT, TIE ROD	9 0	-----	1	90065-422-670	0694927
14	BOLT, SHIFT PEDAL PIVOT	9 0	-----	1	90101-422-000	0694935
15	BOLT, SPECIAL FLANGE, 8X30	9 0	-----	1	90179-422-000	0694828

 9 - CBX79  
0 - CBX80

CBX

Part No.	BLOCK NO. F-21 DESCRIPTION	9 0	FROM	TO	QTY R E O	PART NUMBER	HONDA CODE
16	NUT, GOVERNOR ARM FIXING	9 0	-----	-----	1	90201-700-000	0401398
17	WASHER A, SHIFT PEDAL PIVOT	9 0	-----	-----	1	90501-422-000	0694950
18	WASHER B, SHIFT PEDAL PIVOT	9 0	-----	-----	1	90502-422-000	0694968
19	WASHER, RR. BRAKE THRUST	9 0	-----	-----	1	90505-422-000	0694976
20	NUT, HEX., 6MM	9 0	-----	-----	1	94002-06020	0694984
	NUT, HEX., 6MM	9 0	-----	-----	1	94002-06020-05	1237387
21	NUT, HEX., 10MM	9 0	-----	-----	1	94002-10020-08	0694992
22	NUT CAP, 6MM	9 0	-----	-----	1	94021-08020-05	0169524
23	WASHER, PLAIN, 6MM	9 0	-----	-----	1	94101-08200	0059105
24	BOLT, FLANGE, 6X28	9 0	-----	-----	1	95700-06028-00	0443933
	BOLT, FLANGE, 6X28	9 0	-----	-----	1	95701-06028-00	2105849

**CONTENTS**

TITLE	PAGE	GRID
AIR CLEANER	114	G3
BATTERY	112	G2
BRAKE CALIPER, FR.	85	E12
BRAKE CALIPER, RR.	84	F3
BRAKE PEDAL	118	G5
CABLE	88	E4
CHAIN CASE, 78	124	G8
CHAIN CASE, 80	126	G8
FENDER, FR.	78	G3
FENDER, RR.	130	G11
FORK, FR. 78	79	E9
FORK, FR. 80	82	E11
FR. BRAKE MASTER CYLINDER	71	E5
FRAME	140	H4
FUEL TANK	100	F8
HANDLEBAR	74	E7
HEADLIGHT	82	E1
IGNITION COIL	138	H3
LEVERS	88	E4
MAGNETIC SWITCH	110	G1
MUFFLER	116	G4
OIL COOLER	140	H4
REGULATOR	110	G1
RR. BRAKE MASTER CYLINDER	82	F4
SEAT, 78	104	F10
SEAT, 80	106	F11
SHIFT PEDAL	118	G5
SHOCK ABSORBER, FR. 78	128	G10
SHOCK ABSORBER, FR. 80	129	G10
SIDE COVER	108	F12
SPARK PLUG	118	G1
SPEEDOMETER	86	E2
SPORTS HANDLEBAR KIT	144	H8
STAND	122	G7
STEERING STEM	76	E8
STEP	130	G6
SWINGARM, 78	124	G8
SWINGARM, 80	126	G8
SWITCH	86	E4
TACHOMETER	86	E2
TAILLIGHT	136	H2
TOOLS	108	F12
TOP BRIDGE	74	E7
TURN SIGNAL	132	G12
WHEEL, FR. 78	88	F2
WHEEL, FR. 80	90	F3
WHEEL, RR. 78	86	F8
WHEEL, RR. 80	88	F7
WIPE WIPERS	138	H3

1-8 AMERICAN HONDA MOTOR CO., INC. 1984

00

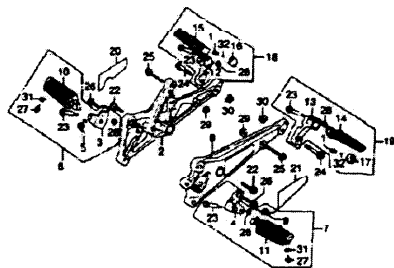
AMERICAN HONDA MOTOR CO., INC. 1984 119

CBX79 ENGINE NO.; CB7E-2000060 TO 2023296  
 CBX79 FRAME NO.; CB7-2000042 TO 2023175  
 CBX80 ENGINE NO.; SC03E-2000025 TO SUBSEQUENT  
 CBX80 FRAME NO.; SC03-2000021 TO SUBSEQUENT

GRID

**G5**

## STEP



\*CAUTION OR WARNING LABELS MUST BE ORDERED SEPARATELY WHEN APPLICABLE\*

F 14429022

9 = CBX79

0 = CBX80

Part No.	BLOCK NO. F-22 DESCRIPTION	CBX 1 9 0	Q I V R E O	FRAME SERIAL NUMBER FROM TO	PART NUMBER	HONDA CODE
1	SPRING, KICK STARTER STOPPER	9 0			2 28333-300-000	0193763
2	HOLDER COMP., R. STEP	9 --		2006330	1 50610-422-670	0695007
	HOLDER COMP., R. STEP	9 --		2006330	1 50610-422-671	0753202
	HOLDER COMP., R. STEP	9 --			1 50610-422-671	0753202
	HOLDER COMP., R. STEP	0 --			1 50610-449-670	0875211
3	BRACKET, R. STEP	0 0			1 50613-472-000	0695015
4	BRACKET, L. STEP	9 0			1 50614-422-000	0695023
5	SPRING, R. FOOTPEG RETURN	9 0			1 50617-9J4-000	2071017
	SPRING, R. STEP RETURN	9 0			1 50617-422-000	0695031
6	STEP ASSY., R.	9 0			1 50620-422-000	0695049
7	STEP ASSY., L.	9 0			1 50630-422-000	0695054
8	HOLDER COMP., L. STEP	9 --		2006330	1 50640-422-670	0695064
	HOLDER COMP., L. STEP	9 --		2006330	1 50640-422-671	0753210
	HOLDER COMP., L. STEP	9 --			1 50640-422-671	0753210
	HOLDER COMP., L. STEP	0 --			1 50640-449-670	0875229
9	SPRING, L. FOOTPEG RETURN	9 0			1 50644-9J4-000	2071082

9 = CBX79  
0 = CBX80

Part No.	BLOCK NO. F-22 DESCRIPTION	CBX 1 9 0	Q I V R E O	FRAME SERIAL NUMBER FROM TO	PART NUMBER	HONDA CODE
9	SPRING, L. STEP RETURN	9 0			1 50644-422-000	0695072
10	ARM COMP., R. STEP	9 0			1 50660-422-000	0695080
11	ARM COMP., L. STEP	9 0			1 50670-422-000	0695098
12	BRACKET, R. PILLION STEP	9 0			1 50711-422-000	0695106
13	BRACKET, L. PILLION FOOTPEG	9 0			1 50712-422-000	0695114
14	ARM COMP., L. PILLION STEP	9 0			1 50714-422-000	0695122
15	ARM COMP., R. PILLION STEP	9 0			1 50717-422-000	0695130
16	PLATE, R. PILLION FOOTPEG CLICK	9 0			1 50718-422-000	0695148
17	PLATE, L. PILLION FOOTPEG CLICK	9 0			1 50719-422-000	0695155
18	STEP ASSY., R. PILLION	9 0			1 50720-422-000	0695163
19	STEP ASSY., L. PILLION	9 0			1 50730-422-000	0695171
20	LABEL, RUFFLER CAUTION	9 0			1 87504-422-671	0700880
21	LABEL, DRIVE CHAIN CAUTION	9 --		2018205	1 87507-422-670	0700880
	LABEL, DRIVE CHAIN CAUTION	9 --		2018205	1 87507-422-671	0805150
	LABEL, DRIVE CHAIN CAUTION	9 --			1 87507-422-671	0805150
	LABEL, DRIVE CHAIN CAUTION	0 --			1 87507-449-670	0875237
22	BOLT, SOCKET, 10X35	9 0			2 90109-422-670	0695205
23	BOLT, MAIN FOOTPEG PIVOT	9 0			4 90115-422-000	0695213
24	BOLT, SPECIAL FLANGE, 10X50	9 0			2 90176-422-000	0695221
25	BOLT, SPECIAL FLANGE, 8X40	9 0			2 90177-422-000	0695239
26	BOLT, SPECIAL FLANGE, 10X22	9 0			2 90182-422-670	0695247
27	NUT, CAP, 8X12	9 0			2 92500-08012-0A	0695254
	NUT, HEX. CAP, 8X12	9 0			2 92501-08012-0A	5475482
28	NUT, HEX., 8MM	9 0			4 94002-08000-05	0156675
29	NUT, FLANGE, 8MM	9 0			2 94050-08080	0468447
30	NUT, FLANGE, 10MM	9 0			2 94050-10080	0623405
31	WASHER, PLAIN, 8MM	9 0			2 94102-08000	0199596
32	BALL, STEEL, #8 (1/4)	9 0			2 96211-08000	0079905

## CONTENTS

TITLE	FRAME	UPRO
AIR CLEANER	114	G3
BATTERY	112	G2
BRAKE CALIPER, FR	85	E12
BRAKE CALIPER, RR	84	F5
BRAKE PEDAL	118	G6
CABLE	88	E4
CHAIN CASE, 70	124	G5
CHAIN CASE, 80	126	G9
FENDER, FR	78	E8
FENDER, RR	120	G11
FOK, FR, 70	79	E9
FOK, FR, 80	82	E11
FR BRAKE MASTER CYLINDER	71	E5
FUEL TANK	140	H4
HANDLEBAR	100	F6
HANDLEBAR, 74	87	E7
HEADLIGHT	62	E1
IGNITION COIL	138	H3
LEVERS	48	E4
MAGNETIC SWITCH	110	G1
MUFFLER	118	G4
Oil COOLER	140	H4
REGULATOR	110	G1
RR BRAKE MASTER CYLINDER	62	E4
SEAT, 70	104	F10
SEAT, 80	106	F11
SHIFT PEDAL	118	G6
SHOCK ABSORBER, FR, 70	128	G10
SHOCK ABSORBER, FR, 80	128	G10
SIDE COVER	108	F12
SPARK LIMIT	110	G1
SPEEDOMETER	85	E2
SPORTS HANDLEBAR KIT	144	H6
STAND	122	G7
STEERING STEM	76	E6
STEP	120	G6
SWINGARM, 70	124	G9
SWINGARM, 80	128	G9
SWITCH	86	E4
TACHOMETER	85	E2
TAILLIGHT	126	H2
TOOL	108	F12
TOP BRIDGE	74	E7
TURN SIGNALS	108	F12
WHEEL, FR, 70	88	F3
WHEEL, FR, 80	88	F3
WHEEL, FR, 70	88	F3
WHEEL, RR, 80	86	F8
WHEEL, RR, 70	86	F8
WIRE HARNESS	138	H3

120 AMERICAN HONDA MOTOR CO. INC. 1984

CBX79 ENGINE NO.; CB1E-2000060 TO 2023196

CBX79 FRAME NO.; CB1I-2000042 TO 2023175

CBX80 ENGINE NO.; SC03E-2000025 TO SUBSEQUENT

CBX80 FRAME NO.; 5403E-2000021 TO SUBSEQUENT

AMERICAN HONDA MOTOR CO. INC. 1984

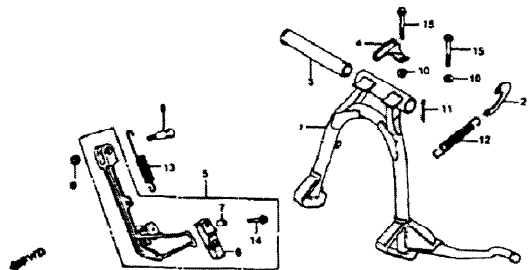
127

GRD

G6



# STAND



F1442023

9 - CBX79 0 - CBX80		CBX	QTY	FRAME SERIAL NUMBER	PART NUMBER	HONDA CODE
1 9 7 8 0	1 9 7 8 0					
Part No.	DESCRIPTION	8 0	FROM	TO		
1	STAND COMP., MAIN	9 0			50500-422-000	0695262
	STAND COMP., MAIN	9 0			50500-422-010	0675245
	STAND COMP., MAIN	9 0			50500-469-305	1175033
2	PLATE, MAIN STAND SPRING	9 0			50523-413-000	0492694
3	PIPE, MAIN STAND PIVOT	9 0			50526-300-000	0792211
4	PIPE, MAIN STAND PIVOT	9 0			50527-482-000	0095270
5	STAND ASSY., SIDE	9 0			50540-422-000	0695288
6	RUBBER, STAND	0 0			50548-356-700	0382648
7	COLLAR, STAND RUBBER SETTING	9 0			50549-356-700	0382655
8	BOLT, SIDE STAND PIVOT	9 0			90108-422-000	0695296
9	NUT, HEX., 12MM	9 0			94002-12080-05	0695304
10	NUT, FLANGE, 6MM	9 0			94050-06080	0612689
11	PIN, COTTER 2.5MM	9 0			94201-02030	0736201
	PIN, COTTER 2.5MM	9 0			94201-25300	0156091
12	SPRING C., MAIN STAND	9 0			95014-71702	0414250
13	SPRING D., SIDE STAND	9 0			95014-72402	0414268

9 - CBX79 0 - CBX80		CBX	QTY	FRAME SERIAL NUMBER	PART NUMBER	HONDA CODE
1 9 7 8 0	1 9 7 8 0					
Part No.	DESCRIPTION	8 0	FROM	TO		
14	BOLT, FLANGE, 6X28	9 0			95700-06028-08	0252276
	BOLT, FLANGE, 6X28	9 0			95701-06028-08	2488586
15	BOLT, FLANGE, 6X40	9 0			95700-06040-08	0252320
	BOLT, FLANGE, 6X40	9 0			95701-06040-08	2405872

# CONTENTS

TITLE	PAGE	QNTD
AIR CLEANER	114	G3
BATTERY	112	G2
BRAKE CALIPER, FR.	86	E12
BRAKE CALIPER, RR.	94	F5
BRAKE PEDAL	118	G6
CHAIR	68	G4
CHARN CASE 78	124	G8
CHARN CASE 80	126	G8
FENDER, FR.	78	E8
FENDER, RR.	130	G11
FOOP, FR. 78	78	E8
FOOP, FR. 80	80	E11
FR. BRAKE MASTER CYLINDER	71	E5
FRAME	140	H4
FUEL TANK	100	F8
HANDLEBAR	74	E7
HEADLIGHT	82	E1
IGNITION COIL	138	G3
LEVER	86	G4
MAGNETIC SWITCH	110	G1
MUFFLER	116	G4
OR. COOLER	140	H4
REGULATOR	110	G1
RR. BRAKE MASTER CYLINDER	82	F4
SEAT 78	104	F10
SEAT 80	108	F11
SHIFT LEVER	118	G6
SHOCK ABSORBER, FR. 78	128	G10
SHOCK ABSORBER, FR. 80	128	G10
SIDE COVER	108	F12
SPRING, REAR	110	G1
SPEEDOMETER	86	E2
SPORTS HANDLEBAR KIT	144	H6
STAND	122	G2
STRAP, REAR SEAT	74	E9
STEP	120	G6
STRIP, FR. 78	124	G8
STRIP, FR. 80	128	G8
SWITCH	88	G4
TACHOMETER	86	E2
TAILLIGHT	138	H2
TOOLS	106	F12
TOP BRIDGE	34	E7
TURN SIGNAL	132	G12
WHEEL, FR. 78	86	F2
WHEEL, FR. 80	86	F3
WHEEL, RR. 78	86	F6
WHEEL, RR. 79	86	F7
WIRE HARNESS	128	H5

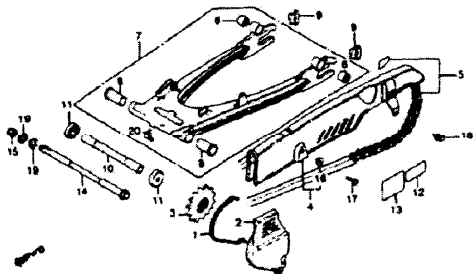
102 © AMERICAN HONDA MOTOR CO. INC. 1984

CBX79 ENGINE NO.: CB1E-2000060 TO 2023276  
 CBX79 FRAME NO.: CB1F-2000062 TO 2023175  
 CBX80 ENGINE NO.: SC03E-2000025 TO SUBSEQUENT  
 CBX80 FRAME NO.: SC03F-2000021 TO SUBSEQUENT

© AMERICAN HONDA MOTOR CO. INC. 1984

QNTD

G7

**SWINGARM • CHAIN CASE - 79**


\*CAUTION OR WARNING LABELS MUST BE ORDERED SEPARATELY WHEN APPLICABLE\*

F 14422024

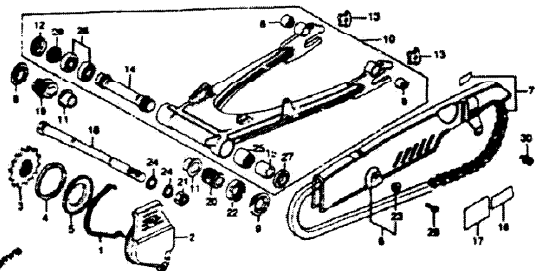
9 - CBX79 0 - CBX80		CBX	QTY	FRAME SERIAL NUMBER	PART NUMBER	HONDA CODE
1 7 9	1 8 0					
Part No.	BLOCK NO. F-24 DESCRIPTION	9 0	FROM	TO		
1	PACKING, L. RR. COVER .....	9 --	1	11343-422-000	0690289	
2	COVER, L. RR. ....	9 --	1	11351-422-000	0690305	
3	SPROCKET, DRIVE (1ST) .....	9 --	1	23801-422-000	0695312	
4	CASE, DRIVE CHAIN .....	9 --	1	40510-422-000	0695320	
5	CHAIN SET, DRIVE (BALE) .....	9 --	(1)	40535-422-643	7963735	
	CHAIN SET, DRIVE (BALE) .....	9 --	1	40535-422-673	0747626	
	CHAIN SET, DRIVE (BALE) .....	9 --	(1)	40535-422-721	1970763	
	CHAIN SET, DRIVE (BAL TAKASAGO) ..	9 --	1	40535-422-722	0950113	
6	RUBBER, RR. SWINGARM, LOWER .....	9 --	2	40548-268-000	0049361	
7	SWINGARM, RR. #M1+ (BLACK) .....	9 --	1	52100-422-000ZA	0695353	
	SWINGARM, RR. #M1+ (BLACK) .....	9 --	1	52100-422-010ZA	0753228	
		0 --	1	52100-422-010ZA	0753228	
8	BUSH, RR. SWINGARM PIVOT .....	9 --	2	52108-422-300	0742999	
	BUSH, SWINGARM PIVOT .....	9 --	2	52108-457-300	0367474	
9	STOPPER, CHAIN ADJUSTER .....	9 --	2	52136-WE1-670	*212422	

9 - CBX79 0 - CBX80		CBX	QTY	FRAME SERIAL NUMBER	PART NUMBER	HONDA CODE	
1 7 9	1 8 0						
Part No.	BLOCK NO. F-24 DESCRIPTION	9 0	FROM	TO			
9	STOPPER, CHAIN ADJUSTER .....	9 --			2	52136-405-000	0473603
	STOPPER, CHAIN ADJUSTER .....	9 --			2	52136-425-670	0757906
10	COLLAR, SWINGARM CENTER .....	9 --	2005674		1	52141-422-000	0695361
	COLLAR, RR. SWINGARM CENTER .....	9 --	2005674		1	52141-422-010	0719179
		9 --	2020125		1	52141-422-010	0719179
	COLLAR, RR. SWINGARM CENTER .....	9 --	2005674		1	52141-422-020	0742013
		9 --	2020125		1	52141-422-020	0742013
		9 --			1	52141-422-020	0742013
11	CAP, DUST SEAL .....	9 --			2	52144-362-000	0342659
12	LABEL, TIRE CAUTION .....	9 --			1	87505-422-671	0708438
13	LABEL, ACCESSORIES LOADING CAUTION .....	9 --			1	87512-422-300	0695387
14	BOLT, SWINGARM PIVOT .....	9 --			1	90121-422-000	0692395
15	NUT, SELF LOCK, 14MM .....	9 --			1	90354-422-000	0695403
16	WASHER, CHAIN CASE SETTING .....	9 --			1	90512-422-000	0695411
17	BOLT, HEX., 6X10 .....	9 --			1	92200-06010-06	0695429
	BOLT, HEX., 6X10 .....	9 --			1	92200-06010-06	0675448
18	BOLT-WASHER, 6X10 .....	9 --			1	93481-06010-07	0695437
19	WASHER, 14MM .....	9 --	2005675		2	90600-422-000	0743005
	WASHER, FLAT, 14MM .....	9 --	2005674		2	94302-14008	0228387
20	FITTING, GREASE, 0.768 .....	9 --			1	94201-80000	0393132

**CONTENTS**

TITLE	PAGE	GRID
AIR CLEANER	114	G3
BATTERY	117	G2
BRAKE CALIPER FR	85	E12
BRAKE CALIPER RR	84	F3
BRAKE PEDAL	118	G5
CABLE	88	E4
CHAIN CASE 79	124	G8
CHAIN CASE 80	126	G8
FENDER FR	78	E9
FENDER RR	130	G11
FORK FR 79	79	E9
FORK FR 80	80	E11
FR. BRAKE MASTER CYLINDER	71	E5
FRAME	140	F4
FUEL TANK	100	F8
HANDLEBAR	74	E7
HEADLIGHT	82	E1
KNOXON COIL	138	H3
LEVERS	86	E4
MAGNETIC SWITCH	110	G1
MUFFLER	116	G4
Oil COOLER	140	H4
REGULATOR	110	G1
RR. BRAKE MASTER CYLINDER	80	F4
SEAT 79	104	F10
SEAT 80	108	F11
SHIFT PEDAL	118	G6
SHOCK ASSEMBLY FR 79	128	G10
SHOCK ASSEMBLY RR 80	129	G10
SIDE COVER	108	F12
SPARK UNIT	110	G1
SPEEDOMETER	86	E2
SPORTS HANDLEBAR KIT	144	H8
STAND	122	G7
STEERING SYSTEM	76	E8
STEP	120	G6
SWINGARM FR	124	G8
SWINGARM RR	128	G8
SWITCH	88	E4
TACHOMETER	86	E2
TAIL LIGHT	126	H2
TOOLS	108	F12
TOP BRIDGE	74	E7
TURN SIGNAL	126	H2
WHEEL FR 79	80	F3
WHEEL FR 80	80	F3
WHEEL RR 79	88	F6
WHEEL RR 80	88	F7
WIRE HARNESS	138	H3

 CBX 79 ENGINE NO.; C7BE-2000640 TO 2023294  
 CBX 79 FRAME NO.; CB1-2000042 TO 2023175  
 CBX 80 ENGINE NO.; S603C-2099025 TO SUBSEQUENT  
 CBX 80 FRAME NO.; SC03-2000021 TO SUBSEQUENT

**SWINGARM • CHAIN CASE - 80**


F144200040

8 = CBX79 9 = CBX80		1 0 0	1 0 0	FRAME SERIAL NUMBER	QTY REQ'D	PART NUMBER	HONDA CODE
Part No.	BLOCK NO. F-24-1						
1	PACKING, L. IN. COVER	0			1	1134-422-000	0690289
2	COVER, L. IN.	0			1	1135-422-000	0690305
3	SPROCKET, DRIVE (MT)	0			1	23801-469-000	0875252
4	RING, DAMPER	0			1	23821-445-770	0875260
5	GULF, DAMPER CHAIN	0			1	23822-469-000	0875278
6	CASE, DRIVE CHAIN	0			1	40510-422-000	0695320
7	CHAIN SET, DRIVE (102L DA100)	0			1	40535-469-721	0875286
	CHAIN SET, DRIVE (102L TAKASAGO)	0			1	40535-469-722	0875294
8	RUBBER, RR. SWINGARM, LOWER	0			2	40548-268-000	0049361
9	CAP, PIVOT	0			2	50555-468-000	0875302
10	SWINGARM, RR. (MNT) (BLACK)	0			1	52100-469-000ZA	0875310
11	COLLAR, SWINGARM SIDE	0			2	52102-469-000	0875328
12	RETAINER, SWINGARM PIVOT BEARING	0			1	52103-469-000	0875336
13	STOPPER, CHAIN ADJUSTER	0			3	52136-HE1-670	1212422
	STOPPER, CHAIN ADJUSTER	0			3	52136-405-000	0673603

 8 = CBX79  
 9 = CBX80

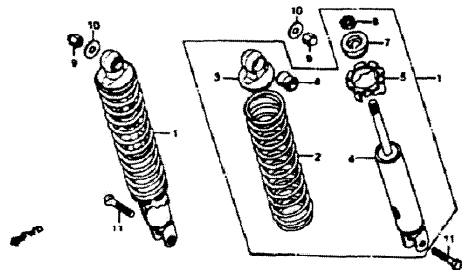
Part No.	BLOCK NO. F-24-1	DESCRIPTION	CBX		FRAME SERIAL NUMBER	QTY REQ'D	PART NUMBER	HONDA CODE
			1 0 0	1 0 0				
13		STOPPER, CHAIN ADJUSTER	0			3	52136-425-870	0757906
14		COLLAR A, SWINGARM CENTER	0			1	52141-469-000	0875344
15		COLLAR B, SWINGARM CENTER	0			1	52142-469-000	0875351
16		LABEL, TIRE CAUTION	0			1	87505-467-870	0875369
17		LABEL, ACCESSORIES & LOADING CAUTION	0			1	87512-425-770	0824177
18		BOLT, SWINGARM PIVOT	0			1	90121-469-000	0875377
19		PIECE, SWINGARM R. PIVOT	0			1	90123-469-000	0875385
20		PIECE, SWINGARM L. PIVOT	0			1	90124-469-000	0875393
21		NUT, SELF LOCK, 16MM	0			1	90354-425-830	0824185
22		NUT, RR. SWINGARM PIVOT	0			1	90355-469-000	0875401
23		WASHER, CHAIN CASE SETTING	0			1	90512-422-000	0695411
24		WASHER, PLATE, 16MM	0			2	90559-469-000	0875419
25		BEARING A, SWINGARM PIVOT (TOYOTA)	0			1	91017-469-005	0875427
		BEARING A, SWINGARM PIVOT (TORUSION)	0			1	91017-469-006	1062363
		BEARING A, SWINGARM PIVOT (KROYT)	0			1	91017-469-005	1062371
26		BEARING B, SWINGARM PIVOT	0			1	91018-469-005	0875435
27		MUST SEAL, 24X30X8	0			1	91213-469-003	0875443
28		MUST SEAL, 24X30X6	0			1	91214-469-003	0875450
29		BOLT, HEX., 6X10	0			1	92000-0610-06	0695429
		BOLT, HEX., 6X10	0			1	92200-0610-06	0875468
30		BOLT-WASHER, 6X10	0			1	93481-0610-07	0695437

**CONTENTS**

TITLE	PAGE	GRID
AIR CLEANER	114	G3
BATTERY	112	G2
BRAKE CALIPER FR.	86	E12
BRAKE CALIPER RR.	86	E2
BRAKE PEDAL	118	G5
CABLE	84	E4
CHAIN CASE 78	124	G8
CHAIN CASE 80	126	G8
FENDER FR.	78	E9
FENDER RR.	130	G11
FORK FR. 78	78	E9
FORK FR. 80	82	E11
FR. BRAKE MASTER CYLINDER	71	E5
FRAME	140	H4
FUEL TANK	120	F8
HANDLEBAR	74	E7
HEADLIGHT	82	E1
IGNITION COIL	138	H3
LEVERS	88	E4
MAGNETIC SWITCH	110	G1
MUFFLER	116	G4
OIL COOLER	140	H4
REGULATOR	110	G1
RR. BRAKE MASTER CYLINDER	82	F4
SEAT 78	104	F10
SEAT 80	106	F11
SHIFT PEDAL	118	G6
SHOCK ABSORBER FR. 78	128	G10
SHOCK ABSORBER FR. 80	129	G10
SIDE COVER	108	F12
SPRINK CASE	110	G1
SPEEDOMETER	66	E2
SPORTS HANDLEBAR KIT	144	H6
STAND	122	G7
STEERING SYSTEM	76	E8
STEP	120	G8
SWINGARM 78	124	G8
SWINGARM 80	126	G8
SWITCH	88	E4
TACHOMETER	66	E2
TAILLIGHT	136	H2
TOOLS	108	F12
TOP BRIDGE	74	E1
TURK BUSH	122	G12
WHEEL FR. 78	88	F2
WHEEL FR. 80	80	F3
WHEEL RR. 78	96	F6
WHEEL RR. 80	88	F7
WIRE HARNESS	138	H3

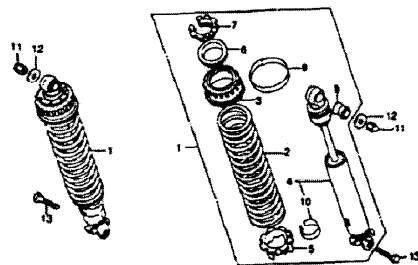
GRID

**G9**

**REAR SHOCK ABSORBER - 79**


F1462005

8 - CBX79 0 - CBX80		CBX	FRAME SERIAL NUMBER		P R E O	PART NUMBER	HONDA CODE
Part No.	BLOCK NO. F-25 DESCRIPTION		FROM	TO			
1	SHOCK ABSORBER ASSY., RR. ....	9	---	---	2	52400-422-013	0753236
2	SPRING, SHOCK ABSORBER .....	9	---	---	2	52401-422-013	0753244
3	JOINT COMP., UPPER .....	9	---	---	2	52403-410-013	0675975
4	DAMPER COMP., RR. ....	9	---	---	2	52410-422-003	0695460
5	ADJUSTER, SPRING .....	9	---	---	2	52422-422-005	0695478
6	RUBBER, JOINT .....	9	---	---	2	52484-292-000	0146530
7	RUBBER, STOPPER .....	9	---	---	2	52517-410-003	0636352
8	NUT, HEX., 13MM .....	9	---	---	2	90301-370-003	0417220
9	NUT, RR. SHOCK ABSORBER UPPER .....	9	---	---	2	90309-315-000	0241588
10	WASHER, 10.3MM .....	9	---	---	2	90321-292-006	0144873
11	BOLT, HEX., 10X32 .....	9	---	---	2	93200-10032-08	0192831
	BOLT, HEX., 10X32 .....	9	---	---	2	93201-10032-08	4568622

**REAR SHOCK ABSORBER - 80**


F1462001

8 - CBX79 0 - CBX80		CBX	FRAME SERIAL NUMBER		P R E O	PART NUMBER	HONDA CODE
Part No.	BLOCK NO. F-25-1 DESCRIPTION		FROM	TO			
1	SHOCK ABSORBER, RR. (SHOXA) .....	0	---	---	2	52400-469-003	0875476
	SHOCK ABSORBER, RR. (SHOXA) .....	0	---	---	2	52400-469-013	1058221
2	SPRING, SHOCK ABSORBER .....	0	---	---	2	52401-422-013	0753244
3	COVER, SPRING .....	0	---	---	2	52402-422-611	0824227
4	DAMPER COMP., RR. (SHOXA) .....	0	---	---	2	52410-469-003	0875472
	DAMPER COMP., RR. (SHOXA) .....	0	---	---	2	52410-469-013	1058239
5	ADJUSTER, SPRING .....	0	---	---	2	52422-422-003	0695478
6	PROTECTOR, COVER .....	0	---	---	2	52450-422-611	0824243
7	SEAT, SPRING .....	0	---	---	2	52451-422-611	0824250
8	RUBBER, JOINT .....	0	---	---	2	52484-292-000	0146530
9	LABEL A .....	0	---	---	2	52758-469-300	0875500
10	LABEL B .....	0	---	---	2	52759-422-300	0824276
11	NUT, RR. SHOCK ABSORBER UPPER .....	U	---	---	2	90309-315-000	0241588
12	WASHER, 10.3MM .....	0	---	---	2	90321-292-000	0144873
	BOLT, HEX., 10X32 .....	0	---	---	2	93200-10032-08	0192831
	BOLT, HEX., 10X32 .....	0	---	---	2	93201-10032-08	4568622

**CONTENTS**

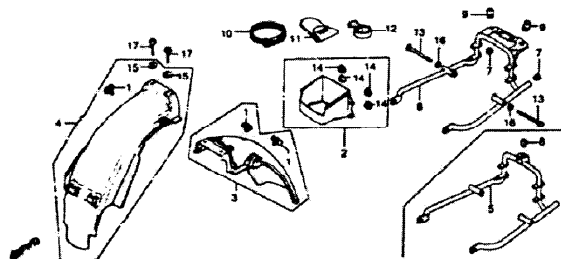
TITLE	PAGE	GRID
AIR CLEANER	114	G3
BATTERY	112	G2
BRAKE CALIPER, FR	85	F12
BRAKE CALIPER, RR	84	F5
BRAKE PEDAL	118	G5
CABLE	89	E4
CHAIN CASE, 79	124	G8
CHAIN CASE, 80	125	G8
FENDER, FR	79	E9
FENDER, RR	130	G11
FORK, FR, 79	76	E5
FORK, FR, 80	82	E11
FR. BRAKE MASTER CYLINDER	71	E5
FRAME	140	H4
FUEL TANK	100	F8
HANDLEBAR	74	E7
HEADLIGHT	62	E1
IGNITION COIL	136	H3
LIGHTS	64	E4
MAGNETIC SWITCH	110	G1
MAFFLER	116	G4
Oil COOLER	140	H4
REGULATOR	119	G1
RR. BRAKE MASTER CYLINDER	82	F4
SEAT, 79	104	F10
SEAT, 80	105	F11
SHIFT PEDAL	118	G5
SHOCK ABSORBER, FR, 79	128	G10
SHOCK ABSORBER, FR, 80	129	G10
SIDE COVER	109	F18
SPARK UNIT	110	G1
SPEEDOMETER	86	E2
SPORTS HANDLEBAR KIT	144	H8
STAND	122	G7
STEERING STEM	76	E5
STEP	120	G6
SWINGARM, 79	122	G6
SWINGARM, 80	123	G7
SWITCH	88	E6
TACHOMETER	85	E2
TAILLIGHT	138	H2
TOOL	105	F18
TOP BRIDGE	74	E7
TURN SIGNAL	132	G12
WHEEL, FR, 79	86	F7
WHEEL, FR, 80	89	F7
WHEEL, RR, 79	80	F9
WHEEL, RR, 80	86	F7
WIRE HARNESS	138	H3

GRID

**G10**

CBX79 ENGINE NO.: CB7E-2000060 TO 2023296  
 CBX79 FRAME NO.: CB1-2000042 TO 2023175  
 CBX80 ENGINE NO.: SC03E-2000025 TO SUBSEQUENT  
 CBX80 FRAME NO.: SC03-2000021 TO SUBSEQUENT

# REAR FENDER



F14422028

9 - CBX79 0 - CBX80		CBX	FRAME SERIAL NUMBER	QTY	PART NUMBER	HONDA CODE
Plat. No.	BLOCK NO. DESCRIPTION					
1	GROUPET. CABLE .....	9 0	-----	3	32785-424-200	0695486
2	BOX, SECURITY LOCKING CABLE .....	0 0	-----	1	77240-469-000	0875518
3	FENDER R, RR. ....	9 0	-----	1	80100-422-070	0695494
4	FENDER R, RR. ....	9 0	-----	1	80105-422-000	0695502
5	PIPE COMP., RR. ....	9 0	-----	1	84101-422-000	0695510
6	PIPE COMP., RR. ....	0 0	-----	1	84101-409 006	0875526
7	PLUG, CHROME .....	9 0	-----	2	84102-422-000	0695528
8	RUBBER, RR. CONAL. CUSHION .....	9 0	-----	1	84104-422-000	0695536
9	RUBBER, RR. CONAL. SETTING .....	0 0	-----	2	84105-469-000	0875534
10	CABLE, SECURITY LOCKING .....	0 0	-----	1	88800-469-003	0875542
11	GAGE, AIR PRESSURE .....	0 0	-----	1	89102-469-003	0875559
12	GUAGE, AIR PRESSURE .....	0 0	-----	1	89301-469-003	0875567
13	GUAGE, AIR PRESSURE (KONKA) .....	0 0	-----	1	89301-469-013	0936191
14	BOLT, RR. PIPE SETTING .....	9 0	-----	2	90120-422-000	0695564
15	WASHER, CHAIN CASE SETTING .....	0 0	-----	1	00513-127-000	0464111
16	WASHER, GUN .....	9 0	-----	2	90513-323-000	0254193

9 - CBX79 0 - CBX80		CBX	FRAME SERIAL NUMBER	QTY	PART NUMBER	HONDA CODE
Plat. No.	BLOCK NO. DESCRIPTION					
16	WASHER, SPRING, GUN .....	9 0	-----	2	94111-08000	0058982
17	BOLT, FLANGE, 6X14 .....	9 0	-----	1	95700-06014-08	0840587
	BOLT, FLANGE, 6X14 .....	9 0	-----	2	95701-06014-08	2374742

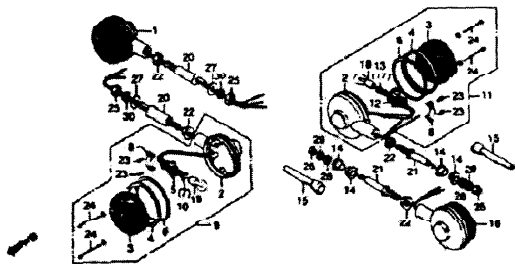
# CONTENTS

TITLE	PAGE	GRID
AIR CLEANER .....	114	G3
BATTERY .....	112	G2
BRAKE CALPER FR. ....	86	E12
BRAKE CALPER RR. ....	94	F5
BRAKE PEDAL .....	118	G5
CABLE .....	86	E4
CHAIN CASE FR. ....	124	G8
CHAIN CASE RR. ....	126	G8
FENDER FR. ....	78	E9
FENDER RR. ....	130	G11
FOUR FR. FR. ....	78	E9
FOUR FR. RR. ....	82	E11
FR. BRAKE MASTER CYLINDER .....	71	E5
FRAME .....	140	H4
FUEL TANK .....	120	F8
HANDLEBAR .....	74	E7
HEADLIGHT .....	82	E1
IGNITION COIL .....	138	H3
LEVER .....	86	E4
MAGNETIC SWITCH .....	110	G1
MUFFLER .....	118	G4
OIL COOLER .....	140	H4
REGULATOR .....	110	G1
RR. BRAKE MASTER CYLINDER .....	82	F4
SEAT FR. ....	104	F10
SEAT RR. ....	106	F11
SHIFT PEDAL .....	118	G5
SHOCK ABSORBER FR. FR. ....	128	G10
SHOCK ABSORBER FR. RR. ....	128	G10
SIDE COVER .....	168	F12
SPRINK UNIT .....	110	G1
SPEEDOMETER .....	86	E2
SPORTS HANDLEBAR KIT .....	144	H6
STAND .....	122	G7
3 SPEED SW. ....	78	E9
STEP .....	120	G6
SWINGARM FR. ....	124	G6
SWINGARM RR. ....	126	G8
TACHOMETER .....	86	E2
TAILLIGHT .....	138	H2
TOOLS .....	108	F12
TOP BRIDGE .....	78	E9
TURN SIGNAL .....	132	G12
WHEEL FR. FR. ....	88	F2
WHEEL FR. RR. ....	80	F3
WASHER RR. FR. ....	86	F5
WHEEL FR. RR. ....	98	F7
WIRE HARNESS .....	128	H3

© AMERICAN HONDA MOTOR CO., INC. 1984  
 CBX79 ENGINE NO.: CB1E-2000060 TO 2023296  
 CBX79 FRAME NO.: CB1-2000062 TO 2023175  
 CBX80 ENGINE NO.: S403E-2000025 TO SUBSEQUENT  
 CBX80 FRAME NO.: SC03-2000021 TO SUBSEQUENT

© AMERICAN HONDA MOTOR CO., INC. 1984 121

# TURN SIGNAL



F1400001

9-CBX79  
0-CBX80

P/N	DESCRIPTION	CBX		FRAME SERIAL NUMBER		QTY	R E Q	PART NUMBER	HONDA CODE
		1	0	FROM	TO				
9	TURN SIGNAL ASSY., R. FR. (12V 23/80)	9	0	2003180	1	33400-422-671		0700914	
	TURN SIGNAL ASSY., R. FR. (12V 23/80)	0	0	2003180	1	33400-422-672		0695569	
	TURN SIGNAL ASSY., R. FR. (12V 23/80)	0	0	2003180	1	33400-422-679		2088862	
	TURN SIGNAL ASSY., R. FR. (12V 23/80)	0	0	2003180	1	33400-422-672		0695569	
2	BASE COMP., TURN SIGNAL	9	0	2003180	4	33401-422-671		0700922	
	BASE COMP., TURN SIGNAL	0	0	2003180	4	33401-422-672		0695577	
	BASE COMP., TURN SIGNAL	0	0	2003180	4	33401-422-672		0695577	
3	LENS, TURN SIGNAL	9	0		4	33402-422-003		0695585	
4	RIM, TURN SIGNAL	9	0		4	33404-422-003		0695593	
5	SOCKET COMP., A, TURN SIGNAL	9	0		2	33405-422-671		0695601	

9-CBX79  
0-CBX80

P/N	DESCRIPTION	CBX		FRAME SERIAL NUMBER		QTY	R E Q	PART NUMBER	HONDA CODE
		1	0	FROM	TO				
6	GASKET, TURN SIGNAL LENS	9	0		4	33406-377-671		0387964	
7	WIRE COMP., R. TURN SIGNAL	9	0		1	33406-422-671		0695619	
8	HOLDER, TURN SIGNAL SOCKET	9	0		4	33407-422-003		0695627	
9	TURN SIGNAL ASSY., R. FR. (12V 23/80)	9	0	2003180	1	33450-422-671		0700920	
	TURN SIGNAL ASSY., R. FR. (12V 23/80)	9	0	2003180	1	33450-422-672		0695633	
	TURN SIGNAL ASSY., R. FR. (12V 23/80)	9	0	2003180	1	33450-422-672		0695635	
	TURN SIGNAL ASSY., R. FR. (12V 23/80)	9	0	2003180	1	33400-422-672		0695569	
	TURN SIGNAL ASSY., R. FR. (12V 23/80)	9	0	2003180	1	33400-422-672		0695569	
10	WIRE COMP., L. TURN SIGNAL	9	0		1	33456-422-671		2088862	
11	TURN SIGNAL, R. RR. (12V 23/80)	9	0	2003180	1	33400-422-671		2088862	
	TURN SIGNAL, R. RR. (12V 23/80)	9	0	2003180	1	33400-422-671		0695643	
	TURN SIGNAL, R. RR. (12V 23/80)	9	0	2003180	1	33400-422-672		0700948	
	TURN SIGNAL, R. RR. (12V 23/80)	9	0	2003180	1	33400-422-672		0695650	
	TURN SIGNAL, R. RR. (12V 23/80)	9	0	2003180	1	33400-422-672		0695658	
	TURN SIGNAL, R. RR. (12V 23/80)	9	0	2003180	1	33400-422-013		2046348	
	TURN SIGNAL, R. RR. (12V 23/80)	9	0	2003180	1	33400-422-013		2046348	
	TURN SIGNAL, R. RR. (12V 23/80)	9	0	2003180	1	33400-422-679		2047348	
	TURN SIGNAL, R. RR. (12V 23/80)	9	0	2003180	1	33400-422-679		2047348	
12	SOCKET COMP., B, TURN SIGNAL	9	0		2	33406-422-003		0695646	
13	CABLE COMP., R. TURN SIGNAL	9	0		1	33406-422-003		0695678	
14	RUBBER R. RR. TURN SIGNAL MOUNTING	9	0		4	33407-422-000		0695684	
15	PROTECTION WIRE TUBE	9	0		2	33417-422-000		0695692	
16	TURN SIGNAL, R. RR. (12V 23/80)	9	0	2003180	1	33400-422-013		2046348	
	TURN SIGNAL, R. RR. (12V 23/80)	9	0	2003180	1	33401-422-671		0700948	
	TURN SIGNAL, R. RR. (12V 23/80)	9	0	2003180	1	33400-422-672		0695650	
	TURN SIGNAL, R. RR. (12V 23/80)	9	0	2003180	1	33400-422-679		2047348	
	TURN SIGNAL, R. RR. (12V 23/80)	9	0	2003180	1	33400-422-679		2047348	
	TURN SIGNAL ASSY., L. RR. (12V 23/80)	9	0	2003180	1	33450-422-671		0700925	

# CONTENTS

TITLE	PAGE	ORD
AIR CLEANER	114	03
BATTERY	112	02
BRAKE CALIPER, FR.	86	18
BRAKE CALIPER, RR.	84	15
BRAKE PEDAL	118	06
CABLE	86	04
CRANK CASE, 79	120	08
CRANK CASE, 80	120	08
FENDER, FR.	78	09
FENDER, RR.	130	11
FOK, FR. 79	78	09
FOK, FR. 80	82	11
FR. BRAKE MASTER CYLINDER	71	05
FRAME	140	06
FUEL TANK	100	08
HANDLEBAR	74	07
HEADLIGHT	82	01
KL. STRON COOL	138	03
L. TURNER	88	12
MAGNETIC SWITCH	110	01
MUFFLER	118	04
OIL COOLER	140	04
REGULATOR	110	01
RR. BRAKE MASTER CYLINDER	82	04
SEAT 79	104	10
SEAT 80	108	11
SWIF. PEDAL	118	06
SHOCK ABSORBER, FR. 79	128	010
SHOCK ABSORBER, FR. 80	128	010
SIZE COVER	108	10
SPARK UNIT	110	01
SPEEDOMETER	86	02
SPOKETS "HOLEBAR KIT"	144	08
STEAD	122	07
STRONGER SPRING	94	08
STEP	120	08
STRINGS/FR. 79	124	08
STRINGS/FR. 80	128	08
TACHOMETER	86	02
TAILLIGHT	126	06
TOOLS	108	10
TOP BRIDGE	74	07
TURN SIGNAL	132	012
WHEEL, FR. 79	86	12
WHEEL, FR. 80	86	12
WHEEL, RR. 79	88	16
WHEEL, RR. 80	88	17
WIRE HARNESS	128	10

GRD

G12

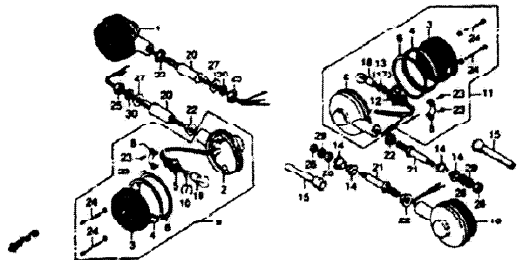
CBX79 ENGINE NO.: CB1E-2000060 TO 2023296

CBX79 FRAME NO.: CB1-2000042 TO 2023175

CBX80 ENGINE NO.: SC05E-2000025 TO SUBSEQUENT

CBX80 FRAME NO.: SC03-2000044 TO SUBSEQUENT

# TURN SIGNAL



F14422027

9 - CBX79 0 - CBX70		CBX	FRAME SERIAL NUMBER	QTY	PART NUMBER	HONDA CODE
Part No.	BLOCK NO. F-27					
16	TURN SIGNAL ASST., P. BL. (12V 25W)	9 0	2003180	1	33650-422-672	067000
17	WIRE COP., L. TURN SIGNAL	9 0		1	33656-422-003	0695718
18	BULB, TURN SIGNAL (12V 25W)	9 0		2	34905-268-671	0145318
19	BULB, 12V25/7W 9034	9 0		2	34901-504-003	0504530
20	BULB, STOP & TAILLIGHT (12V25/BW)	9 0		2	34906-313-671	0210815
21	BOLT, FR. TURN SIGNAL	9 0		2	90129-422-004	0695726
22	BOLT, FR. TURN SIGNAL MOUNT	9 0		2	90129-422-611	4522181
23	BOLT, BR. TURN SIGNAL	9 0		2	90155-422-004	0695734
24	BOLT BR KENKER	9 0		2	90155-422-611	4594115
25	NUT, TURN SIGNAL	9 0		4	90156-422-000	0695742
26	SCREW, TAPPING, 3x8	9 0		8	93901-32120	0695759
27	SCREW, TAPPING, 4x30	9 0		8	93901-34710	0695767
28	NUT, HEX., 14MM	9 0		2	94001-14000-05	0176701
29	NUT, HEX., 12MM	9 0		2	94002-12000-05	0187500

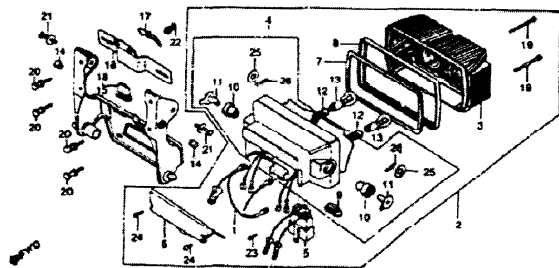
Ref. No.	BLOCK NO. F-27	CBX	FRAME SERIAL NUMBER		QTY	PART NUMBER	HONDA CODE
			FROM	TO			
27	WASHER, PLAIN, 14MM	9 0			2	94101-14000	0109678
28	WASHER, FLAT, 12MM	9 0			2	94102-12000	0292003
29	WASHER, SPRING, 12MM	9 0			2	94111-12000	0059922
30	WASHER, SPRING, 14MM	9 0			2	94111-14000	0109637

# CONTENTS

Part No.	PAGE	ORD
AIR CLEANER	114	03
BATTERY	112	02
BRAKE CALIPER FR	85	12
BRAKE CALIPER RR	90	13
BRAKE PEDAL	118	05
CABLE	86	04
CHAIN CASE 78	124	08
LOWER LEG SH	100	09
FENDER FR	78	09
FENDER RR	120	011
FOOT RR 78	79	09
FOOT RR 80	80	11
FR BRAKE MASTER		
CYLINDER	71	05
FRAME	140	04
FUEL TANK	100	08
HANDLEBAR	74	07
HEADLIGHT	82	01
IGNITION COIL	126	03
KEYS	88	02
MAGNETIC SWITCH	110	01
MUFFLER	118	04
Oil COOLER	140	04
REGULATOR	110	01
RR BRAKE MASTER		
CYLINDER	92	04
SEAT 78	104	010
SEAT 80	108	011
SHIFT PEDAL	118	06
SHOCK ABSORBER FR 78	128	010
SHOCK ABSORBER FR 80	129	010
SIDE COVER	108	010
SPARK UNIT	110	01
SPEEDOMETER	86	02
SPORTS HANDLEBAR KIT	144	08
STAND	122	07
STEERING STEM	76	08
STEP	120	06
SWINGARM 78	124	09
SWINGARM 80	128	09
SWITCH	88	02
TACHOMETER	86	02
TAILLIGHT	126	02
TOOLS	108	012
TOP BRIDGE	74	07
TURN SIGNAL	132	012
WHEEL FR 78	88	02
WHEEL FR 80	90	02
WHEEL RR 78	88	02
WHEEL RR 80	90	02
WIRE HARNESS	128	08

CBX79 ENGINE NO.: CB1E-2000060 TO 2023296  
 CBX79 FRAME NO.: CB1-2000042 TO 2023175  
 CBX80 ENGINE NO.: SC03E-2000025 TO SUBSEQUENT  
 CBX80 FRAME NO.: SC03-2000021 TO SUBSEQUENT

# TAILLIGHT



9 - CBX79  
0 - CBX80

Part No.	BLOCK NO. F-28 DESCRIPTION	CBX 8 0	FRAME SERIAL NUMBER		QTY R C D	PART NUMBER	MOTOR CODE
			FROM	TO			
1	CABLE COP., GROUND	9 0			1	32101-422-003	0695775
2	TAILLIGHT UNIT (12V 32/SCP)	9 --		2015499	1	33701-422-672	0700963
	TAILLIGHT UNIT (12V 32/SCP)	9 --		2015499	1	33701-422-673	0770990
		9 0		2015500	1	33701-422-673	0770990
3	LENS, TAILLIGHT	9 0			1	33702-422-671	0695791
4	BASE COP., TAILLIGHT	9 --		2015499	1	33703-422-672	0700971
	BASE COP., TAILLIGHT	9 --		2015499	1	33703-422-673	0771006
		9 0			1	33703-422-673	0771006
5	(N/A: SEE ASSEMBLY)	9 0			1		
6	COVER, TAILLIGHT	9 0			1	33708-422-003	0695825
7	GASKET, TAILLIGHT LENS	9 0			1	33709-422-003	0695833
8	RIM, TAILLIGHT	9 0			1	33710-422-003	0695841
9	RUBBER, SETTING	9 --		2015499	1	33711-422-003	0695858
	RUBBER, SETTING	9 --		2015499	1	33711-422-013	0771014
		9 0			1	33711-422-013	0771014
10	RUBBER B, SETTING	9 0			2	33713-422-013	0700989

F14222028

Ref. No.	BLOCK NO. F-28 DESCRIPTION	CBX 8 0	FRAME SERIAL NUMBER		QTY R C D	PART NUMBER	HONDA CODE
			FROM	TO			
11	COLLAR, TAILLIGHT SETTING	9 0			2	33715-422-013	0700977
12	WIRE COP., TAILLIGHT	9 0			2	33718-422-003	0695906
15	BULB, TAILLIGHT (12V27/7W 2057HD)	9 0			2	34906-869-071	1700301
	BULB, TAILLIGHT (12V 27/7W)	9 0			2	34906-341-671	0273540
14	RUBBER, RR. COM. CUSHION	9 0			2	84104-422-000	0695536
15	BRACKET, TAILLIGHT	9 --		2003513	1	84700-422-670	0695924
	BRACKET, TAILLIGHT	9 --		2003513	1	84700-422-671	0750885
		9 --		2015499	1	84700-422-671	0750883
	BRACKET, TAILLIGHT	9 0		2015500	1	84700-422-672	0695864
		9 0			1	84700-422-672	0695864
	BRACKET, TAILLIGHT	9 --		2003513	1	84705-422-670	0807149
		9 --		2015499	1	84705-422-670	0807149
16	GUSSET, TAILLIGHT	9 --		2003513	1	84701-422-303	0750893
17	PLATE, TAILLIGHT GUSSET	9 --		2003513	1	84702-422-303	050901
18	BRACKET, TAILLIGHT	9 --		2015499	1	84705-422-670	0807149
19	SCREW, TAPPING, 4X60	9 0			4	90147-147-671	0465516
20	BOLT-WASHER, 6X33	9 --			4	93492-06033-08	0697936
	BOLT-WASHER, 6X45	9 0			4	93495-04045-00	0875575
21	BOLT-WASHER, 6X60	9 0			2	93495-04020-07	2899157
	BOLT-WASHER, 6X12	9 0			2	93495-04020-07	0701003
22	SCREW-WASHER, 6X12	9 --		2003513	2	93893-68012-08	0639959
23	SCREW, TAPPING, 3X8	9 0			1	93901-22110	0561977
24	SCREW, TAPPING, 4X10	9 0			2	93901-24210	0261675
25	WASHER, PLAIN, 6MM	9 0			2	94103-08800	0701011
26	PIN, LOCK, 6MM	9 0			2	94251-08000	0115527

# CONTENTS

TITLE	PAGE	GRID
AIR CLEANER	114	G3
BATTERY	112	G2
BRAKE CALPER FR.	85	E12
BRAKE CALPER RR.	84	F3
BRAKE PEDAL	118	G5
CABLE	86	E4
CHAIN CASE RR.	126	G8
CHAIN CASE RR.	126	G9
FENDER FR.	78	E9
FENDER FR.	130	G11
FOCK FR 78	78	E9
FOCK FR 80	82	E11
FR BRAKE MASTER		
CYLINDER	71	E5
FRAME	140	H4
FUEL TANK	100	F8
HANDLEBAR	74	E7
HEADLIGHT	62	E1
IGNITION COIL	88	E4
LEVER	88	E4
MAGNETIC SWITCH	110	G1
MUFFLER	116	G4
OIL COOLER	140	H4
REGULATOR	110	G1
RR BRAKE MASTER		
CYLINDER	82	F4
SEAT FR.	104	F10
SEAT RR.	104	F11
SPR 1 FRONT	118	G9
SHOCK ABSORBER FR 78	128	G10
SHOCK ABSORBER FR 80	128	G10
SIZE COVER	108	F12
SPRNG LEAF	110	G1
SPEEDOMETER	85	E2
SPORTS HANDLEBAR KIT	144	H6
STEAD	122	G7
STRIPING STRIP	76	F4
STEP	120	G6
STRIPGARN FR	126	G8
STRIPGARN RR	126	G8
TACHOMETER	85	E2
TAILLIGHT	138	H2
TOOLS	102	F18
TORN PROTECT	74	E7
TURN SIGNAL	132	G12
WHEEL FR 78	88	F2
WHEEL FR 80	88	F2
WHEEL RR 78	88	F6
WHEEL RR 80	88	F7
WIRE HARNESS	138	H3

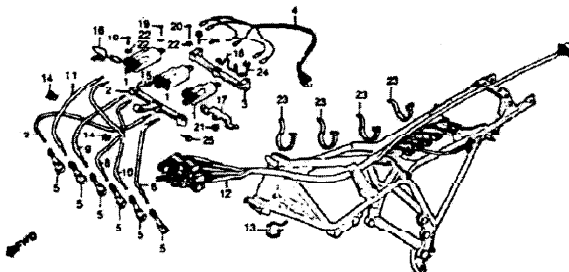
GRID

H2

CBX79 ENGINE NO.: CB1E-2000060 TO 2023296  
 CBX79 FRAME NO.: CB1-2000042 TO 2023175  
 CBX80 ENGINE NO.: SC03E-2000025 TO SUBSEQUENT  
 CBX80 FRAME NO.: SC03-2000021 TO SUBSEQUENT



# WIRE HARNESS • IGNITION COIL



F1442908

9 = CBX78 0 = CBX70		CBX	QTY	FRAME SERIAL NUMBER	PART NUMBER	HONDA CODE
Part No.	DESCRIPTION					
1	COIL ASSY., IGNITION	9 0	3	30500-422-003	0695957	
2	COIL ASSY., IGNITION	9 0	3	30500-422-013	1092659	
2	STAY A, IGNITION COIL	9 0	1	30511-422-000	0695965	
3	STAY B, IGNITION COIL	9 0	1	30512-422-000	0695973	
4	SUB WIRE, IGNITION	9 0	1	30550-422-000	0695981	
5	CAP ASSY., NOISE SUPPRESSOR	9 0	4	30700-405-000	3710332	
	CAP ASSY. B, NOISE SUPPRESSOR	9 0	6	30730-405-153	0486746	
	CAP, SPARK PLUG	9 0	6	30730-405-163	3823945	
6	CORD COMP., HIGH TENSION	9 0	1	30750-402-405	3922713	
	WIRE, COIL (1-1)	9 0	1	30751-402-000	1060958	
	WIRE, COIL (1-1)	9 0	1	30751-422-000	0695999	
	WIRE, COIL (1-1)	9 0	1	30751-422-010	1060949	
7	WIRE, SPARK PLUG	9 0	1	30750-409-405	3076065	
	WIRE, COIL (2-6)	9 0	1	30752-402-000	1060946	
	WIRE, COIL (2-6)	9 0	1	30752-422-010	0701029	
	WIRE, COIL (2-6)	9 0	1	30752-422-020	1068956	

Part No.	BLOCK NO. F-29 DESCRIPTION	CBX	QTY	FRAME SERIAL NUMBER	PART NUMBER	HONDA CODE
8	WIRE COMP., HIGH TENSION	9 0	1	30750-402-005	3853652	
	WIRE, COIL (3-3)	9 0	1	30751-402-000	1060953	
	WIRE, COIL (3-3)	9 0	1	30753-422-000	0696013	
	WIRE, COIL (3-3)	9 0	1	30753-422-010	1068964	
9	WIRE COMP., HIGH TENSION	9 0	1	30750-402-005	3853652	
	WIRE, COIL (4-4)	9 0	1	30754-402-405	1060961	
	WIRE, COIL (4-4)	9 0	1	30754-422-000	0696021	
	WIRE, COIL (4-4)	9 0	1	30754-422-010	1068972	
10	CORD COMP., HIGH TENSION	9 0	1	30750-402-405	3922713	
	WIRE, COIL (5-2)	9 0	1	30755-402-000	1060979	
	WIRE, COIL (5-2)	9 0	1	30755-422-010	0701037	
	WIRE, COIL (5-2)	9 0	1	30755-422-020	1068980	
11	WIRE COMP., HIGH TENSION	9 0	1	30750-402-405	3853652	
	WIRE, COIL (6-5)	9 0	1	30756-402-000	1060987	
	WIRE, COIL (6-5)	9 0	1	30756-422-010	0701045	
	WIRE, COIL (6-5)	9 0	1	30756-422-020	1068998	
12	HARNESS, WIRE	9 0	1	32100-422-000	0696054	
13	BAND BT, CABLE	9 0	1	32161-406-000	0468879	
				32161-404-000	0468879	
14	CLAMP, COIL WIRE	9 0	2	32981-422-000	0946062	
15	GUIDE, COIL WIRE	9 0	1	50462-422-000	0696070	
16	GUIDE, CLUTCH CABLE	9 0	1	50465-422-000	0946088	
17	CLAMP, OIL NOSE	9 0	1	50464-422-000	0696096	
18	GUIDE, THROTTLE CABLE	9 0	1	50465-422-000	0701052	
19	SCREW, PAN 6X25	9 0	5	93500-06025-0K	1435684	
	SCREW, PAN 6X25	9 0	5	93500-06025-08	0696104	
20	SCREW, PAN 6X35	9 0	1	93500-06035-0H	0701060	
21	NUT, FLANGE, 6MM	9 0	1	94050-06080	0612689	
22	WASHER, SPRING, 6MM	9 0	6	94111-06080	0258240	
23	BAND A2, CABLE	9 0	4	95014-61200	0255679	
24	BOLT, FLANGE, 6X32	9 0	2	95700-06032-08	0252304	
	BOLT, FLANGE, 6X32	9 0	2	95701-06032-08	2581361	
25	BOLT, FLANGE, 6X20	9 0	1	95720-06020-08	0696120	

# CONTENTS

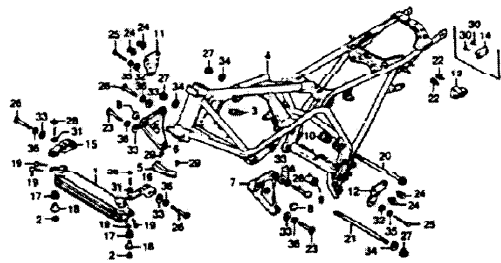
TITLE	PAGE	GRID
AIR CLEANER	114	G3
BATTERY	112	G2
BRAKE CALIPER FR	85	E12
BRAKE CALIPER FR	85	F2
BRAKE PEDAL	118	O5
CABLE	66	E4
CHAIN CASE 78	124	O8
CHAMBER 78	124	O8
FENDER FR	78	E9
FENDER FR	138	G11
FORK FR 78	78	E9
FORK FR 80	80	E11
FR. BRAKE MASTER CYLINDER	71	E5
FRAME	140	H4
FUEL TANK	109	F8
HANDLEBAR	74	E7
HEADLIGHT	82	E1
IGNITION COIL	128	H3
LEVERS	68	E4
MAGNETIC SWTL	110	G1
MUFFLER	118	G4
Oil COOLER	140	H4
REGULATOR	110	G1
FR. BRAKE MASTER CYLINDER	82	F4
SEAT 78	104	F10
SEAT 80	104	F11
SHOCK ABSORBER FR 78	128	G10
SHOCK ABSORBER FR 80	128	G10
SIDE COVER	108	F12
SPARK UNIT	110	G1
SPEEDOMETER	86	E2
SPORTS HANDLEBAR KIT	144	H8
STEERING STEM	122	E9
STEERING STEM	76	E8
STEP	120	O8
SWINGARM 78	124	O8
SWINGARM 80	128	O9
SWITCH	86	E4
TACHOMETER	86	E2
TAILLIGHT	138	H2
WHEEL FR 78	108	F12
TOP BRIDGE	74	E7
TURF SIGNAL	132	G12
WHEEL FR 78	86	F2
WHEEL FR 80	80	F2
WHEEL FR 78	86	F4
WHEEL FR 80	86	F7
WIRE HARNESS	128	H0

AMERICAN HONDA MOTOR CO., INC. 1984

AMERICAN HONDA MOTOR CO., INC. 1984

CBX79 ENGINE NO.; CB1E-2000601 TO 2023296  
 CBX79 FRAME NO.; CB1-2000042 TO 2023175  
 CBX80 ENGINE NO.; SC03E-2000025 TO SUBSEQUENT  
 CBX80 FRAME NO.; SC03-2000021 TO SUBSEQUENT

# FRAME • OIL COOLER



F1462020

Part No.	BLOCK NO. DESCRIPTION	F-30	CBX		QTY	PART NUMBER	HONDA CODE
			1 8 9	1 8 9			
1	COOLER COMP., OIL (SIGNAL)	9	---	---	1	15600-422-003	0696138
	COOLER COMP., OIL (NO)	9	---	---	1	15600-422-004	0696146
	COOLER COMP., OIL (NO)	9	0	---	1	15600-469-004	0875583
2	NUT, FLANGE, 6PH	9	0	---	2	18362-329-690	0696153
	NUT, FLANGE, 6PH	9	0	---	2	90203-P91-000	1784669
	NUT, FLANGE, 6PH	9	0	---	2	9-020-00070	2328032
3	RUBBER, BATTERY CUSHION	9	---	2007031	1	31511-107-300	0215905
		9	0	---	1	31511-107-300	0215905
4	FRAME COMP., MAIN (BLACK)	9	---	---	1	50100-422-000ZA	0696161
	FRAME COMP., MAIN (BLACK)	9	---	2000978	1	50100-422-010ZA	1963792
		9	---	2011932	1	50100-422-010ZA	1963792
	FRAME COMP., MAIN (BLACK)	9	---	2000978	1	50100-422-020ZA	0802025
		9	---	2011932	1	50100-422-020ZA	0802025
		0	---	---	1	50100-422-020ZA	0802025

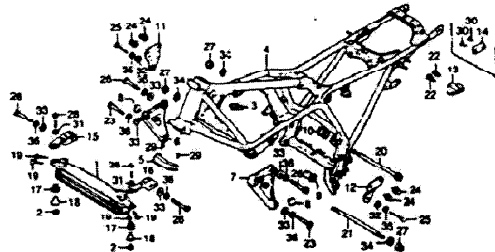
Part No.	BLOCK NO. DESCRIPTION	F-30	CBX		QTY	PART NUMBER	HONDA CODE
			1 8 9	1 8 9			
4	FRAME COMP., MAIN (BLACK)	9	---	---	1	50100-469-000ZA	0875591
5	COVER, HANDLE STRAPPER	9	---	---	1	50341-422-000	0696179
	COVER, HANDLE STOPPER	9	0	---	1	50341-422-010	0875609
6	BRACKET, R. SR. ENGINE HANGER	0	---	---	1	50351-473-006	0696187
7	BRACKET, L. FR. ENGINE HANGER	9	0	---	1	50352-422-000	0696195
8	PLUG, ENGINE HANGER	9	0	---	2	50354-422-000	0696203
9	COLLAR A, ENGINE SIDE	9	0	---	1	50356-422-000	0696211
10	COLLAR B, ENGINE SIDE	9	---	2000049	1	50357-422-000	0696229
	COLLAR B, ENGINE SIDE	9	---	2000049	1	50357-422-010	0708040
		9	0	---	1	50357-422-010	0708040
11	BRACKET, R. RR. ENGINE HANGER	9	0	---	1	50361-42-000	0696237
12	BRACKET, L. RR. ENGINE HANGER	9	0	---	1	50362-422-000	0696245
13	HOLDER ASST., HELMET (HONDA LOCK)	9	0	---	1	50710-084-007	0422378
	HOLDER ASST., HELMET	9	0	---	1	50710-371-007	0546726
14	COVER, PAN SCREW	9	---	---	1	50715-149-308	0479204
15	STAY, R. OIL COOLER	9	---	---	1	55105-422-000	0696252
	STAY, R. OIL COOLER	9	0	---	1	55105-422-010	0875617
16	STAY, L. OIL COOLER	9	---	---	1	55106-422-000	0696260
	STAY, L. OIL COOLER	9	0	---	1	55106-422-010	0875625
17	RUBBER, OIL COOLER MOUNTING	9	0	---	2	55107-422-000	0696278
18	COLLAR, RADIATOR SETTING	9	0	---	2	85202-371-000	0408417
19	BOLT, FLANGE, 6X35	9	0	---	4	90023-422-000	0696286
	BOLT, FLANGE, 6X35	9	0	---	4	96001-06835-07	0807362
	BOLT, FLANGE, 6X35	9	0	---	4	96001-06835-07	2533891
20	BOLT, RR. ENGINE UPPER	9	0	---	1	90102-422-000	0696294
21	BOLT, RR. ENGINE HANGER LOWER	9	0	---	1	90103-422-000	0696302
	BOLT, RR. ENGINE HANGER LOWER	9	0	---	1	90103-422-010	117D888
22	BOLT, HELMET HOLDER SETTING	9	0	---	2	90107-449-000	0790139
23	BOLT, SOCKET, 10x40	9	---	2004639	2	90149-422-000	0696310
	BOLT, SOCKET, 10x40	9	---	2004639	2	90149-422-010	0762039
		9	0	---	2	90149-422-010	0762039
24	BOLT-WASHER, 8x20	9	0	---	4	90173-422-000	0696328

CONTENTS	
TITLE	PAGE GRID
AIR CLEANER	114 G3
BATTERY	112 G2
BRAKE CALIPER, FR.	85 E12
BRAKE CALIPER, RR.	84 F5
BRAKE PEDAL	118 G6
188 E4	
CABLE	124 G8
CHAIN CASE, FR.	124 G8
CHAIN CASE, RR.	124 G8
FENDER, FR.	78 E9
FENDER, RR.	130 G11
FORK, FR. RD.	78 E9
FORK, RR. RD.	80 E11
FR. BRAKE MASTER	71 E5
CYLINDER	140 H4
FRAME	140 H4
FUEL TANK	100 F8
HANDLEBAR	74 E7
HEADLIGHT	82 E1
HEATSHIELD	138 H3
LEVERS	86 E4
MAGNETIC SWITCH	110 G1
MUFFLER	118 G4
OIL COOLER	140 H4
REGULATOR	110 G1
RR. BRAKE MASTER	82 F4
CYLINDER	104 F10
SEAT, FR.	108 F11
SEAT, RR.	108 F11
SHIFT PEDAL	118 G6
SHOCK ABSORBER, FR. RD.	128 G10
SHOCK ABSORBER, RR. RD.	128 G10
SIDE COVER	108 F12
SPARK PLUG	110 G3
SPIDECOMETER	86 E2
SPOKE, HANDLEBAR RT.	108 F8
STAND	122 G7
STEERING STEM	78 E8
STEY	130 G8
SWINGARM, FR.	124 G8
SWINGARM, RR.	128 G9
SWITCH	86 E4
TACHOMETER	86 E2
THROTTLE	138 H2
TOOLS	108 F12
TOP BRIDGE	74 E7
TUFTY SIGNAL	130 G12
WHEEL, FR. RD.	80 F3
WHEEL, RR. RD.	84 F6
WIRE HARNESS	138 H3

GRID	H4
------	----

CBX79 ENGINE NO.: CB1E-2000060 TO 2023296  
 CBX79 FRAME NO.: CB1E-2000042 TO 2023175  
 CBX80 ENGINE NO.: 5C03E-2000020 TO SUBSEQUENT  
 CBX80 FRAME NO.: 5C03E-2000021 TO SUBSEQUENT

# FRAME • OIL COOLER



F1442080

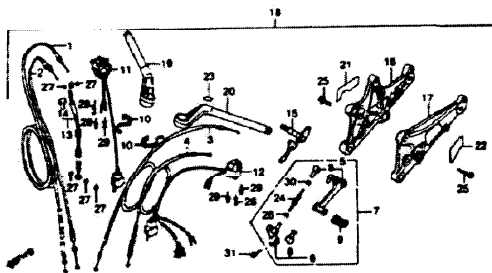
P/N No.	BLOCK NO DESCRIPTION	F-30	FRAME SERIAL NUMBER		QTY	PART NUMBER	MFG/PA CODE
			FROM	TO			
25	BOLT, 8X45	9 -			2	90174-422-000	0696336
	BOLT, 8X45	9 0			2	90174-422-010	0875633
26	BOLT, 10X42	9 -	2004639		4	90175-422-000	0696344
	BOLT, 10X42	9 -	2004639		4	90175-422-010	0742067
		9 0			4	90175-422-010	0742067
27	NUT, SELF LOCK, 14MM	9 0			3	90354-422-000	0695403
28	BOLT, CAP, 6X25	9 -			2	92600-06025-06	0696369
	BOLT, FLANGE, 6X25	- 0			2	95700-06025-07	0721076
	BOLT, FLANGE, 6X25	- 0			2	95701-06025-07	2449122
29	BOLT, HEX., 4X6	9 -			2	93000-04006-06	0696377
	SCREW, PAN 436	- 0			2	93500-04006-06	0561688
30	SCREW, PAN 618	9 -			2	93500-06068	0057380
31	WASHER, PLAIN, 6MM	9 -			2	94101-06700	0294231
32	WASHER, PLAIN, 6MM	9 -			2	94101-08000	0059097
	WASHER, FLAT, 6MM	- 0			2	94101-08700	0313262
33	WASHER, PLAIN, 10MM	9 C			6	94101-10000	0059113

P/N No.	BLOCK NO DESCRIPTION	F-30	FRAME SERIAL NUMBER		QTY	PART NUMBER	HONDA CODE
			FROM	TO			
34	WASHER, 14MM	9 -	2005675		3	90600-422-000	0743005
	WASHER, FLAT, 14MM	9 -		2005674	3	90600-422-000	0743005
35	WASHER, SPRING, 6MM	9 -			2	94111-08000	0058982
	WASHER, SPRING, 6MM	0			2	94111-08700	0313270
36	WASHER, SPRING, 6MM	9 0			6	94111-10000	0059006

CONTENTS	
TITLE	PAGE
AIR CLEANER	114 G3
BATTERY	112 G2
BRAKE CALIPER FR	85 E12
BRAKE CALIPER FR	84 F2
BRAKE PEDAL	118 G5
CHABLE	68 E4
CHAIN CASE 79	124 G8
CHAIN CASE 80	126 G8
FENDER FR	78 E8
FENDER FR	130 G11
FOCK FR 79	79 E9
FOCK FR 80	81 E11
FR BRAKE MASTER	71 E5
CYLINDER	142 H4
FRAME	100 FR
HANDLEBAR	74 E7
HEADLIGHT	62 E1
HIGNITION COIL	138 H3
LEVER	88 E4
MAGNETIC SWITCH	110 G1
MUFFLER	118 G4
OIL COOLER	140 H6
PROTECTOR	110 G1
FR BRAKE MASTER	92 F4
CYLINDER	104 F10
SEAT 79	106 F11
SEAT 80	118 G0
SHIFT PEDAL	128 G10
SHOCK ABSORBER FR 79	129 G13
SHOCK ABSORBER FR 80	108 F13
SEAT COVER	110 G1
SPAWN UNIT	85 E2
SPEEDOMETER	144 H6
SPORTS HANDLEBAR KIT	132 G7
STAND	76 E6
STEERING STEM	120 G8
STEP	126 G8
STRINGS/FR 79	128 G8
STRINGS/FR 80	88 E4
SWITCH	85 E2
TACHOMETER	138 H2
TAILLIGHT	106 F12
TOOLS	74 E7
TOP BRIDGE	132 G12
TURN SIGNAL	88 F2
WHEEL FR 79	90 F2
WHEEL FR 79	90 F6
WHEEL FR 80	88 F7
WIRE HARNESS	138 H3

CB179 ENGINE NO.; CB1E-2000060 TO 2023296  
 CB179 FRAME NO.; CB1-2000042 TO 2023175  
 CB180 ENGINE NO.; SC03E-2000025 TO SUBSEQUENT  
 CB180 FRAME NO.; SC03-2000021 TO SUBSEQUENT

## SPORTS HANDLEBAR KIT



CAUTION OR WARNING LABELS MUST BE ORDERED SEPARATELY WHEN APPLICABLE

F1442000P

9 - CBK79

0 - CBK80

Part No.	BLOCK NO. DESCRIPTION	CBK	FRAME SERIAL NUMBER		R E O	PART NUMBER	HONDA CODE
			FROM	TO			
1	CABLE COMP., A, THROTTLE	9 0			(1)	17910-422-000	0698050
2	CABLE COMP., B, THROTTLE	9 0			(1)	17920-422-000	0698068
3	CABLE COMP., CHOKER	9 0			(1)	17950-422-010	0771253
4	CABLE COMP., CLUTCH	9 0			(1)	22870-422-000	0698076
5	PEDAL COMP., SHIFT	9 0			(1)	24700-422-000	0698084
6	ARM COMP., GEAR SHIFT	9 0			(1)	24710-422-000	0698082
7	PEDAL ASSY., GEAR SHIFT	9 0			(1)	24720-422-000	0698100
8	COVER, RUST	9 0			(1)	24724-422-000	0694889
9	RUBBER, GEARSHIFT PEDAL	9 0			(1)	24781-371-000	0432153
10	BAND BT, CABLE	9 0			(2)	32161-404-000	0468819
11	SWITCH ASSY., STARTER KILL	9 0			(1)	35130-422-812	0771261
12	SWITCH ASSY., WINKER	9 0			(1)	35200-422-812	0771279
13	HOSE B, FR. BRAKE	9 0			(1)	45126-422-013	0771287
14	HOSE B, FR. BRAKE (NICHIRIN)	0			(1)	45126-469-003	0875658
15	BOOT, MASTER CYLINDER	9 0			(1)	45522-422-000	0692822
16	SPINDLE COMP., RR. BRAKE	9 0			(1)	46510-422-000	0698134

9 - CBK79

0 - CBK80

Part No.	BLOCK NO. DESCRIPTION	CBK	FRAME SERIAL NUMBER		R E O	PART NUMBER	HONDA CODE
			FROM	TO			
16	HOLDER COMP., R. STEP	9 0			(1)	50610-422-010	0761932
	HOLDER COMP., R. STEP	9 0			(1)	50610-469-000	0875666
17	HOLDER COMP., L. STEP	9 0			(1)	50640-422-010	0761940
	HOLDER COMP., L. STEP	9 0			(1)	50640-469-000	0875674
18	HANDLEBAR KIT, SPORTS	9 0			(1)	53010-422-815	0805143
	HANDLEBAR KIT, SPORTS	0			(1)	53010-469-811	0912427
19	PIPE ASST., R. HANDLEBAR	9 0			(1)	53120-422-000	0698167
	PIPE ASST., R. HANDLEBAR	9 0			(1)	53120-422-010	0875699
20	PIPE ASST., L. HANDLEBAR	9 0			(1)	53160-422-000	0698175
	PIPE ASST., L. HANDLEBAR	9 0			(1)	53160-422-010	0875708
21	LABEL, MUFFLER CAUTION	9 0			(1)	87504-422-330	0771295
	LABEL, MUFFLER CAUTION (FRENCH)	9 0			(1)	87504-422-620	0771303
22	LABEL, DRIVE CHAIN CAUTION	9 0			(1)	87507-422-670	0700898
	LABEL, DRIVE CHAIN CAUTION (FRENCH)	9 0			(1)	87507-422-671	0805150
	LABEL, DRIVE CHAIN CAUTION	0			(1)	87507-422-720	0771311
	LABEL, DRIVE CHAIN CAUTION	0			(1)	87507-469-670	0875237
23	LABEL, FR. FORK CAUTION	0			(1)	87513-469-610	0905224
	LABEL, FR. FORK CAUTION	0			(1)	87513-469-611	1304263
24	BOLT, TIE ROD	9 0			(1)	90065-422-000	0698217
25	BOLT, SPECIAL FLANGE, 10X38	9 0			(2)	90178-422-000	0698223
26	NUT, GOVERNOR ARM FIXING	9 0			(1)	90201-700-000	0401398
27	WASHER, DIL BOLT	9 0			(5)	90545-300-000	0709902
28	SCREW-WASHER, 5X28	9 0			(2)	93891-35028-07	0799518
29	SCREW-WASHER, 5X45	9 0			(4)	93891-05045-07	07999042
30	NUT, HEX., 6MM	9 0			(1)	94002-06020	0694194
	NUT, HEX., 6MM	9 0			(1)	94002-06020-05	1237387
31	BOLT, FLANGE, 6X25	9 0			(1)	95700-06025-00	0484485
	BOLT, FLANGE, 6X25	9 0			(1)	95701-06025-00	2105831

## CONTENTS

TITLE	FRS	SPR
AIR CLEANER	114	03
BATTERY	112	03
BRAKE CALIPER FR	86	E12
BRAKE CALIPER RR	84	F8
BRAKE PEDAL	116	G6
CABLE	88	E4
CHAIN CASE FR	124	0A
CHAIN CASE RR	128	0B
FENDER FR	78	EB
FENDER RR	120	G11
FOK FR 80	78	EB
FOK RR 80	82	E11
FR BRAKE MASTER CYLINDER	31	ES
FR FRAME	140	HA
FUEL TANK	100	FA
HANDLEBAR	74	E7
HEADLIGHT	62	E1
KNOCKOUT COIL	128	H0
LEVERS	88	E4
MAGNETIC SWITCH	110	G1
MUFFLER	118	G4
Oil COOLER	140	HA
REGULATOR	110	G1
RR BRAKE MASTER CYLINDER	82	FA
SEAT FR	104	F10
SEAT RR	108	F11
SHIFT PEDAL	118	06
SHOCK ABSORBER FR FR	128	G10
SHOCK ABSORBER RR RR	128	G10
SIDE COVER	108	F12
SPARK LAMP	110	G1
SPEEDOMETER	88	E2
SPORTS HANDLEBAR KIT	118	H8
STAND	122	G7
STEERING STEM	76	EA
STEP	120	08
SWINGARM FR	124	08
SWINGARM RR	128	08
SWITCH	88	E4
TACHOMETER	88	E2
TAILLIGHT	128	H2
TOOLS	108	F12
TOP BRIDGE	74	E7
TURN SIGNAL	128	H12
WHEEL FR FR	88	F2
WHEEL FR RR	88	F2
WHEEL RR FR	88	F4
WHEEL RR RR	88	F7
WIRE HARNESS	128	H3















### Part Number Index

Part Number	Grd	Page	Part Number	Grd	Page	Part Number	Grd	Page
94-002-06000	89	19	94-111-08200	65	119	94-510-14000	81	51
	C2	29	94-101-08700	H5	142	94-591-45000	E1	63
	E4	69	94-101-10000	H5	142	94-601-15000	C8	41
	E6	73	94-101-14000	H1	135	95-001-35080-40	B3	55
	E1	111	94-102-08000	E8	77	95-001-35140-40	B3	55
94-002-06000-05	89	19		60	147	95-001-35210-60	B3	55
	C2	29	94-102-08700	E7	75	95-001-75100-60	B6	60
	E5	70	94-102-10700	F1	87	95-002-02070	B3	55
	E6	73	94-102-12000	H1	135		B6	61
	E1	111	94-102-14000	H8	125		B6	61
				H5	143	95-002-02080	D2	53
94-002-06020	119		94-103-05700	E3	67		B4	57
	H6	145	94-103-08200	F10	105	95-002-02100	B3	55
94-002-06020-05	119			F11	107		B5	59
	H6	145	94-103-08800	H2	137	95-002-02120	B6	61
94-002-08000-05	94	93	94-109-12000	C3	31		F9	103
	66	121	94-111-04000	E6	73	95-002-02130	B3	115
94-002-10020-05	65	119		B9	103	95-002-02650	B6	61
94-002-12000-05	H1	134	94-111-04000	E6	73	95-002-70000	B1	2
94-002-12060-05	67	122		B9	103		B6	61
94-011-08000-05	F5	95	94-111-04800	B12	24	95-002-80000	B3	115
94-021-05070-05	E3	67	94-111-05000	C2	29	95-005-80330-30	C3	118
94-021-06020-05	89	19		E1	63	95-005-80430-30	B5	59
	C1	27	94-111-06000	E8	77	95-005-80450-30	B3	115
94-021-08020-05	F10	105		E8	77	95-005-80560-20	B5	59
	F11	107	94-111-06800	B12	25	95-014-41100	E10	80
	F13	107		H3	139		E11	83
94-030-06000	91	51	94-111-08000	E10	81	95-014-61200	H3	139
	E6	73		E11	83	95-014-71002	B7	122
94-030-08000	E10	81		H5	143	95-014-75140	B10	21
	E12	84	94-111-08700	H5	143	95-015-26200	C11	67
94-031-08300	87	15	94-111-10600	H5	143	95-000-06012	E1	63
94-050-06000	88	16	94-111-12000	H1	135	95-000-06012-00	B7	15
	C10	45	94-111-14000	H1	135		E1	63
	H4	117	94-201-16150	F4	93	95-000-06012-08	F4	93
94-050-06070	H6	140	94-201-16250	F4	93	95-000-06012-10	E1	63
94-050-06080	F12	109	94-201-20140	F5	95	95-000-06014-08	E7	75
	67	122	94-201-20150	F5	95		G11	133
	H3	139		67	122	95-000-06016-00	E1	63
94-050-08080	64	117	94-201-25250	67	122	95-000-06020-00	C2	29
	66	121	94-201-25300	67	122	95-000-06025-00	B1	2
94-050-10080	66	121	94-201-40300	F6	99		H6	145
94-101-84806	B12	24		F7	99	95-000-06025-07	H5	142
94-101-06000	E6	73	94-201-40350	62	113	95-000-06028-00	B8	16
94-101-06080	E6	73		F3	101		B5	119
94-101-06700	E2	117	94-201-06100	H2	137	95-000-06028-08	B7	123
	E2	117	94-201-06140	H2	137	95-000-06032-08	C3	31
94-101-06700	62	113		H2	137		H3	139
	H5	142	94-201-06180	B9	99	95-000-06035-07	H4	141
94-101-06800	89	19	94-201-06180	B9	99	96-000-06055-02	B9	18
	C10	45	94-201-06180	B9	99		C1	27
	E6	73	94-201-06180	B9	99	96-000-06055-07	H4	141
94-101-08000	E10	81	94-201-10160	H8	16	96-000-06055-02	C1	26
	E12	84		H4	22	96-000-06065-02	B11	23
	F5	95	94-303-10160	C4	33	96-000-06090-02	B11	23
	H5	142	94-305-30202	C3	31	96-001-06010-02	B9	18

### Part Number Index

Part Number	Grd	Page	Part Number	Grd	Page	Part Number	Grd	Page
95-000-06065-00	C4	33	96-001-06014-00	C9	43			
95-000-06125-00	C4	33	96-001-06018-00	B1	3			
95-000-08016-08	F9	103		C3	31			
95-000-08070-00	C4	33	96-001-06025-02	B9	19			
95-000-10140-00	C4	33	96-001-06028-02	C1	27			
95-001-06014-00	B7	12	96-001-06028-07	C2	26			
	E2	64	96-001-06035-00	C3	31			
95-001-06012-08	FA	95	96-001-06035-02	B9	18			
95-001-06014-08	C7	76		C1	27			
	G11	131	96-001-06035-07	H4	141			
95-001-06016-00	E2	64	96-100-60040-00	B10	21			
95-001-06020-00	C2	29	96-100-62050-00	C10	45			
95-001-06025-00	B1	2	96-100-62050-10	C10	45			
	H6	145	96-140-43020-10	F2	89			
95-001-06025-07	H5	142		F3	91			
95-001-06025-08	C3	31	96-140-63040-10	F6	97			
95-001-06028-00	B8	16	96-140-63050-10	F6	97			
	B5	119	96-150-63020-10	F2	89			
95-001-06028-08	B7	123		F3	91			
95-001-06032-08	C3	31	96-150-63040-10	F7	99			
	H3	139	96-201-80000	B8	125			
95-001-06035-00	C4	33	96-211-08000	B6	121			
95-001-06040-00	B1	111	96-220-60100	C11	47			
95-001-06040-08	B7	123	96-500-08016-08	F9	103			
95-001-06055-08	B1	111	98069-57717	B5	7			
95-001-06065-00	C4	33	98069-57727	B3	7			
95-001-06070-00	C4	33	98069-58717	B3	7			
95-001-06080-08	H3	139	98069-58777	B4	7			
95-001-06085-08	B10	21	98069-59717	B5	7			
95-001-06012	E2	64	98200-21500	E7	75			
95-001-10032-07	F1	87	98200-53000	C1	111			
95-012-08100-00	F2	89	99-003-50000	F12	109			
	F3	91	99-101-0608-0980	B3	55			
95-000-06012-02	E2	64	99-101-393-0650	B3	55			
95-000-08016-08	F9	103	99-101-393-0980	B3	55			
95-000-08016-08	F9	103	99-101-393-1100	B5	59			
96-000-06010-02	B9	18	00-102-101-0000	B5	59			
96-000-06014-00	C9	43	99-102-393-1100	B5	59			
96-000-06018-00	B1	3						
	C3	31						
96-000-06025-02	B9	19						
96-000-06028-02	C1	27						
96-000-06028-07	C2	26						
96-000-06035-00	C3	31						
96-000-06035-02	B9	18						
	C1	27						
96-000-06035-07	H4	141						
96-000-06055-02	C1	26						
96-000-06065-02	B11	23						
96-000-06090-02	B11	23						
96-001-06010-02	B9	18						

## Description Index

Description	Qtd	Page	Ref. No.	Description	Qtd	Page	Ref. No.
(A)				BATTERY ASSY	62	112	4
ADAPTER SGT. BATTERY	62	112	5	BATTERY KIT	62	112	6
ADJUSTER CHAIN	76	96	1		62	112	6
ADJUSTER DRIVE CHAIN	77	98	1	BEARING A CONNECTING ROD	62	113	6
ADJUSTER SPRING	610	128	5	BEARING A CRANKSHAFT	62	113	6
ADVANCER ASSY. SPARK	610	129	5	BEARING A SWINGARM PIVOT	67	39	7
ALTERNATOR ASSY	88	17	10	BEARING A CRANKSHAFT	67	39	7
ALTERNATOR ASSY.	811	22	1	BEARING B CONNECTING ROD	69	127	25
ALTERNATOR ASSY.	811	22	1	BEARING B CRANKSHAFT	68	41	9
ALTERNATOR ASSY. A.C.	811	22	1	BEARING B SWINGARM PIVOT	68	37	7
ALTERNATOR ASSY. PULSE	88	17	11	BEARING C CONNECTING ROD	67	39	7
ARM COMP. GEAR SHAFT	65	118	2	BEARING C CRANKSHAFT	67	39	7
	76	144	6		68	41	9
ARM COMP. L. PULLEY STEP	64	121	14	BEARING D CONNECTING ROD	67	39	7
ARM COMP. R. STEP	64	121	11	BEARING D CRANKSHAFT	67	39	7
ARM COMP. NEUTRAL STOPPER	64	121	15		68	41	9
ARM COMP. R. PULLEY STEP	64	121	10	BEARING E CONNECTING ROD	67	39	7
ARM COMP. R. STEP	64	121	13	BEARING BALL 1800S	61	50	27
AXLE FR. WHEEL	72	88	3	BEARING HEAD PIPE LOWER	68	77	13
	73	90	3	BEARING HEAD PIPE UPPER	68	76	12
	76	96	6	BEARING NEEDLE 22MM	611	47	23
	77	95	6	BEARING NEEDLE 22X30X17.5	611	47	23
				BEARING NEEDLE 27X33X22	69	63	36
				BEARING RADIAL BALL 6206A	69	63	35
(B)				BEARING RADIAL BALL 8204	610	21	25
BAG AIR PRESSURE GAUGE	611	130	11	BEARING RADIAL BALL 8201	611	23	24
BAG OWNERS MANUAL	712	108	5	BEARING RADIAL BALL 8203	611	23	25
BAG TOOL	712	108	10	BEARING RADIAL BALL 8206	610	45	49
BALL STEEL #8	66	121	52	BEARING RADIAL BALL 8206	611	47	22
BAND A2 CABLE	63	139	23	BEARING RADIAL BALL 8302U	62	89	19
BAND B1 CABLE	63	139	13	BEARING RADIAL BALL 8302UJ	63	89	13
	76	144	10		63	91	18
BAND L EX PIPE	64	117	12	BEARING RADIAL BALL 8304U	64	97	28
BAND R EX PIPE	64	117	12	BEARING RADIAL BALL 8304UJ	67	99	29
BAND AIR CLEANER CASE SEAL	63	115	9	BEARING RADIAL BALL 8305U	64	97	29
BAND AIR CLEANER CONNECTING TUBE	63	114	9		67	99	28
BAND AIR CLEANER DUCT	63	114	9	BODY COMP. FUEL VALVE	78	100	2
BAND CONNECTING TUBE	63	114	11	BOLT A. STUD 10x210	64	32	9
	63	114	12	BOLT A. STUD 10x220	64	32	9
BAND INSULATOR	63	6	76	BOLT A. STUD 8x216	64	33	10
BAND L EX PIPE	64	117	12	BOLT A. STUD 8x217	64	33	10
BAND R EX PIPE	64	117	11	BOLT ASSY. FR. FORK	611	83	14
BAND STORAGE TANK	63	115	17	BOLT B. TENSIONER LOCK	67	15	13
BAR ASSY. TENSIONER PUSH	69	43	14	BOLT C. STUD 8x221	64	33	11
BASE COMP. CONTACT	67	74	3	BOLT C. STUD 8x222	64	33	11
	67	74	2	BOLT COMP. OIL CONTROL	63	6	76
BASE COMP. PRIMARY CHAIN TENSIONER	69	42	12	BOLT FR. WRINKER	61	134	21
BASE COMP. TAILLIGHT	62	136	4	BOLT-FLANGE 6X12	61	63	32
BASE COMP. TURN SIGNAL	612	132	2	BOLT-WASHER 6X10	68	125	18
BASE BRUSH	611	22	6		69	127	30
BATTERY	62	112	4	BOLT-WASHER 6X18	69	78	3
BATTERY ASSY	62	112	6		61	111	19

## Description Index

Description	Qtd	Page	Ref. No.	Description	Qtd	Page	Ref. No.
BOLT-WASHER 6X20	62	137	21	BOLT-FLANGE 6X55	61	26	11
BOLT-WASHER 6X25	64	69	17		61	117	22
	68	73	20	BOLT-FLANGE 6X62	63	6	14
BOLT-WASHER 6X35	63	115	22		67	15	12
	62	137	20	BOLT-FLANGE 6X65	611	23	16
BOLT-WASHER 6X45	62	137	20		64	33	24
BOLT-WASHER 6X20	64	141	24	BOLT-FLANGE 6X60	69	18	18
BOLT. CABLE ADJ.	64	69	13	BOLT-FLANGE 6X60	611	23	17
BOLT. CAP. 6X25	69	142	28	BOLT-FLANGE 6X100	62	89	18
BOLT. CAP. 6X12	64	121	27		63	91	17
BOLT CHAIN ADJ.	66	97	17	BOLT-FLANGE 6X105	64	33	14
	67	99	17	BOLT-FLANGE 6X16	69	103	31
BOLT. CLUTCH ADJ.	68	17	8	BOLT-FLANGE 6X60	64	32	8
BOLT CONNECTING ROD	66	37	6	BOLT-FLANGE 6X70	64	33	26
BOLT DRAIN PLUG 12MM	63	31	27	BOLT. FR. FORK	610	80	10
BOLT-FLANGE 10X140	64	33	27	BOLT. FR. TURN SIGNAL	61	134	20
BOLT-FLANGE 10X32	61	87	28	BOLT. FR. TURN SIGNAL MOUNT	61	134	20
BOLT-FLANGE 6X10	69	18	20	BOLT HANDLE SETTING	67	75	14
BOLT-FLANGE 6X12	67	15	19	BOLT HANDLE/FR. MOUNT	67	75	15
	61	63	32	BOLT HEADLIGHT CASSETTE MOUNT	61	63	25
	62	64	32	BOLT HELMET HOLDER BETTING	66	94	22
BOLT-FLANGE 6X125	64	93	24	BOLT. HCL. CAP. 6X12	66	104	27
BOLT-FLANGE 6X14	64	33	25	BOLT. HEX. KNOCK 7X12	67	19	15
	69	43	30	BOLT. HEX.	69	18	19
	67	75	27	BOLT. HEX. 10X32	610	128	11
BOLT-FLANGE 6X18	611	131	17	BOLT. HEX. 4X8	610	129	13
	61	63	32	BOLT. HEX. 6X8	65	142	29
BOLT-FLANGE 6X18	62	64	32	BOLT. HEX. 6X10	610	81	22
	61	3	5		68	125	17
BOLT-FLANGE 6X18	63	31	22		69	127	29
BOLT-FLANGE 6X20	62	29	16	BOLT. HEX. 6X12	67	15	19
	63	139	25		69	99	30
BOLT-FLANGE 6X25	61	2	9		610	21	23
	69	99	23	BOLT. HEX. 6X16	610	44	41
	610	21	24		612	24	29
	63	31	22	BOLT. HEX. 6X18	610	44	42
	65	142	28	BOLT. HEX. 6X18	610	44	43
	66	145	31	BOLT. HEX. 6X20	610	45	44
BOLT-FLANGE 6X28	66	146	31		66	112	17
	61	27	13	BOLT. HEX. 6X25	69	103	26
	62	28	9	BOLT. HEX. 6X30	61	50	28
	65	199	24	BOLT. HEX. 6X8	610	81	22
	67	123	14		611	83	28
BOLT-FLANGE 6X32	610	21	17	BOLT. HEX. 6X136	61	32	5
	63	31	32	BOLT. HEX. 6X18	610	45	45
	63	39	24	BOLT. L. HANDLE/SH. PIVOT	64	69	15
BOLT-FLANGE 6X35	69	18	21	BOLT. L. HANDLE/SH. PIVOT CONTROL LEVER	64	69	15
	61	27	14	BOLT. MAIN FOOTREG. PIVOT	66	121	23
	63	51	21	BOLT. M.L. ER SETTING	63	67	24
	64	33	23	BOLT. OIL	63	6	16
	64	141	19		66	73	16
BOLT-FLANGE 6X40	61	111	22		66	73	17
	67	123	15		74	93	17
BOLT-FLANGE 6X48	63	6	13				

## Description Index

Description	Grid	Page	Ref. No.	Description	Grid	Page	Ref. No.
BOLT, OIL FILTER CENTER	C3	31	19	BOLT, UBS, BX100	C4	32	7
BOLT, R. HANDLEBAR CONTROL LEVER				RPT. Y UBS, BX50	B3	6	15
PIVOT	E6	73	15	BOLT, UBS, BX70	C4	32	6
BOLT, RR. BRAKE STOPPER ARM	F5	95	24	BOLT, 10x42	H5	142	26
BOLT, RR. ENGINE HANGER LOWER	H4	141	21	BOLT, 8x25	F1	87	23
BOLT, RR. E. ENGINE UPPER	H4	141	20		F5	95	22
BOLT, RR. F. PIPE SETTING	E11	130	13	BOLT, 8x45	H5	142	25
BOLT, RR. TURN SIGNAL	H1	134	21	BOOT, HANDLE LEVER	E4	69	12
BOLT, SHIFT PEDAL PIVOT	G5	118	14	BOOT, HANDLEBAR	E4	69	12
BOLT, SIDE STAND PIVOT	G7	122	8	BOOT, MASTER CYLINDER	E6	72	12
BOLT, SOCKET, BX17	G2	113	16		F4	92	4
BOLT, SOCKET, 10x36	F1	87	24		H6	144	14
BOLT, SOCKET, 10x36	G6	121	22	BOOT, PISTON	F1	86	11
BOLT, SOCKET, 10x40	H4	141	23		F5	95	14
BOLT, SOCKET, 7x55	E7	75	16	BOSS, OIL FILTER	C3	30	1
BOLT, SOCKET, BMW	E10	80	15	BOX ASSY, FUSE	E7	74	7
	E11	83	20	BOX ASSY, SPEEDOMETER GEAR	F2	89	11
	F1	87	24		F3	91	10
	F5	95	23	BOX ASSY, TOOL	F12	108	1
BOLT, SOCKET, BX28	F4	93	15	BOX COMP, PILOT	E3	66	16
BOLT, SOCKET, BX55	E8	76	8	BOX, BATTERY	G2	113	8
BOLT, SOCKET, BX75	E7	75	17	BOX, SECURITY LOCKING CABLE	B11	130	2
BOLT, SPECIAL FLANGE, 10x22	G6	121	26	BRACKET ASSY, HANDLE LEVER	E4	68	10
BOLT, SPECIAL FLANGE, 10x38	H6	145	25	BRACKET, L. FR.	F1	86	12
BOLT, SPECIAL FLANGE, 10x50	C4	121	24	BRACKET, L. FR. ENGINE HANGER	H4	141	9
BOLT, SPECIAL FLANGE, BX30	G4	117	18	BRACKET, L. PULLION FOOTPED.	G6	121	13
	G5	118	15	BRACKET, L. RR. ENGINE HANGER	H4	141	12
BOLT, SPECIAL FLANGE, BX40	G6	121	25	BRACKET, L. STEP	G6	120	4
BOLT, SPECIAL SOCKET	F4	93	16	BRACKET, R. FR.	F1	87	22
BOLT, SPECIAL, 10x80	C11	47	14	BRACKET, R. FR. ENGINE HANGER	H4	141	6
BOLT, SPECIAL, BMW	B1	3	6	BRACKET, R. PULLION STEP	G6	121	12
BOLT, SPECIAL, BX30	H10	21	17	BRACKET, R. RR. ENGINE HANGER	H4	141	11
BOLT, SPECIAL, BX34	B1	3	6	BRACKET, R. STEP	G6	120	3
BOLT, SPECIAL, BX38	B1	3	7	BRACKET, RR.	F5	96	3
BOLT, SPECIAL, BX40	B2	4	7	BRACKET, TAILLIGHT	H2	137	13
BOLT, SPECIAL, BX84	C2	28	10	BRAKE PAD KIT	F1	87	18
BOLT, SPECIAL, BX18	D1	50	22		F5	95	N1
BOLT, STARTER MOTOR COVER	C2	28	6	BRIDGE FORK TOP	E7	75	12
BOLT, STUD, 12x55	F6	97	25	BRUSH ODMIP A	B11	22	4
	F7	99	25	BRUSH ODMIP B	B11	22	5
BOLT, STUD, 8x25	C1	27	12	BRUSH SET, CARBON	C2	28	4
BOLT, STUD, 8x32	G9	17	14	BULB	E1	63	15
BOLT, STUD, 8x45	B8	16	3	BULB, DASH	E2	65	1
BOLT, STUD, 8x50	B3	7	25	BULB, STOP & TAILLIGHT	H1	134	19
BOLT, STUD, 8x55	B3	7	25	BULB, TAILLIGHT	H2	137	13
BOLT, STUD, 8x65	F6	97	18	BULB, TURN SIGNAL	H1	134	18
BOLT, STUD, 8x85	F7	99	18	BULB, 12V/21/7W 100M	H1	134	19
	E10	81	23	BULB, 12V/50/15W 100M	E1	63	15
	E11	83	20	BUSH, GUIDE	E11	82	7
BOLT, SWINGARM PIVOT	G8	125	14	BUSH, 1 RR. SWINGARM PIVOT	G8	124	8
	G9	127	18	BUSH, SLIDER	E11	82	8
BOLT, TENSIONER ADJUSTING	B7	15	14	BUSH, SWINGARM PIVOT	G8	124	8
BOLT, TIE ROD	G5	118	13				
	H6	145	24				

## Description Index

Description	Grid	Page	Ref. No.	Description	Grid	Page	Ref. No.
				(C)			
CABLE ASSY, SPEEDOMETER	E3	66	21	CAP, STARTER CLUTCH ROLLER SPRING	C9	43	29
CABLE ASSY, TACHOMETER	E2	65	9	CAP, TACHOMETER GEAR	B1	3	4
CABLE COMP. A. THROTTLE	B1	2	4	CARBURETOR ASSY.	D4	57	17
	H6	144	1	CARBURETOR ASSY. 1	D2	53	18
CABLE COMP. B. THROTTLE	B1	2	5		D4	57	19
	H6	144	2	CARBURETOR ASSY. 2	D2	53	20
CABLE COMP. CHOKE	B1	2	6		D4	57	20
	H6	144	3	CARBURETOR ASSY. 3	D2	53	21
CABLE COMP. CLUTCH	E4	68	2		D4	57	21
	H6	144	4	CARBURETOR ASSY. 4	D2	53	21
CABLE COMP. GROUND	H2	136	1		D4	57	21
CABLE COMP. R. TURN SIGNAL	E12	133	13	CARBURETOR ASSY. 5	D2	53	22
CABLE BATTERY GROUND	C2	28	8		D4	57	22
CABLE SECURITY LOCKING	F11	130	10	CARBURETOR ASSY. 6	D2	53	23
CABLE, SPEEDOMETER INNER	E3	67	22	CASE ASSY, AIR CLEANER	D4	57	23
CABLE STARTER BATTERY	B1	190	6		G3	114	4
CABLE STARTER MOTOR	B1	190	6	CASE COMP. L. LOWER	E10	80	13
CABLE, TACHOMETER	E3	66	9	CASE COMP. R. LOWER	E9	79	4
CABLE, TACHOMETER INNER	E3	66	10		E11	82	6
CALIPER ASSY. L. FR.	F1	85	6	CASE, DRIVE CHAIN	G8	124	4
CALIPER ASSY. R. FR.	F1	87	20	CASE, HEADLIGHT	G9	126	6
CALIPER ASSY. RR.	F5	94	1	CASE, L. LOWER	E11	83	18
CALIPER L.	E12	85	7	CASE, OIL FILTER	E11	83	18
CALIPER R.	F1	87	21	CASE, OIL STRAINER	C3	30	9
	F5	95	20	CENTER, CLUTCH	B10	20	7
CAM, CLUTCH LIFTER	B8	17	5	CENTER, GEARSHIFT DRUM	E12	49	6
CAMSHAFT, EX. L.	G4	9	5	CHAIN A, CAM	B7	14	3
CAMSHAFT, EX. R.	G4	9	4	CHAIN B, CAM	B7	14	4
CAMSHAFT, IN. L.	B4	9	3	CHAIN SET, DRIVE	G8	124	5
CAMSHAFT, IN. R.	B4	9	2		C9	124	7
CAP ASSY. B. NOSE SUPPRESSOR	K3	138	5	CHAIN, CAM	B7	14	3
CAP ASSY. AIR VALVE	E11	83	16	CHAIN, OIL PUMP	B10	20	4
CAP ASSY, NOSE SUPPRESSOR	K3	138	5	CHAIN, PRIMARY	C9	42	9
CAP COMP. FUEL FILLER	F9	102	79	CHAMBER ASSY, AIR CLEANER	G3	115	13
CAP SET, OIL CUP	H2	66	72	CHAMBER SET A. FLOAT	D3	54	7
CAP, BLEEDER SCREW	E12	85	5		D5	58	5
	F5	94	8	CHAMBER SET B. FLOAT	D3	54	11
CAP, CLUTCH ADJUSTING	B9	79	22		D5	58	9
CAP, CRANKSHAFT	C4	32	2	CHAMBER SET C. FLOAT	D3	54	14
CAP, DUST SEAL	C8	125	11		B5	68	11
CAP, HEAD COVER	B2	5	9	CIRCLIP, EXTERNAL, 16MM	B1	59	31
CAP, INDICATOR	F1	86	16	CIRCLIP, EXTERNAL, 28MM	E11	47	21
CAP, OIL CUP	F5	95	16	CIRCLIP, INTERNAL, 51.5	E11	83	13
	F4	92	8	CLAMP, COIL WIRE	H3	139	14
CAP, OIL PATH	C4	33	12	CLAMP, MASTER CYLINDER OIL HOSE	F4	92	7
CAP, RELIEF VALVE SPRING	C3	30	8	CLAMP, OIL HOSE	H3	139	17
CAP, RR. BRAKE PEDAL	G5	118	10	CLAMP, REGULATE RECEPTOR	H3	139	3
CAP, SEALING, 19MM	C4	33	13	CLAMP, SWITCH WIRE	E7	74	6
CAP, SOCKET BOLT	E7	75	22	CLAMP, TACHOMETER CABLE	E8	76	3
CAP, SPARK PLUG	H3	138	5	CLAMP, TUBE	C3	31	20
				CLAMP, TUBE	D6	60	7
				CLIP B. FUEL TANK MOUNTING	F9	102	15

## Description Index

Description	Grid	Page	Ref. No.	Description	Grid	Page	Ref. No.
CLIP, AIR HOSE	B3	115	18	COLLAR, RR SWINGSARM CENTER	G8	125	10
CLIP, AIR THERMOSTAT F	B5	18	16	COLLAR, RR WHEEL SIDE	E6	94	7
CLIP, AIR TUBE	B3	54	2		E7	98	7
	C3	114	2	COLLAR SETTING	E1	63	17
	C3	114	3	COLLAR 2 PLINE 20X17	C11	47	11
CLIP, CABLE	E4	68	6	COLLAR STAND RUBBER SETTING	G7	122	7
	E12	85	1	COLLAR SWINGSARM CENTER	G8	125	10
CLIP, DUST COVER	E12	85	3	COLLAR SWINGSARM SIDE	G9	126	11
	F3	94	0	COLLAR TAILLIGHT SETTING	HE	137	11
CLIP, MASTER CYLINDER OIL CLIP	F4	92	7	COLLAR TANK FR	F8	101	9
CLIP, OVER FLOW TUBE	B9	18	17	COLLAR VOLTAGE SETTING	E3	66	13
CLIP, PISTON PIN 15MM	C8	41	10	COLLAR 2X17	C11	46	4
CLIP, TUBE B10	D3	55	34	CONNECTOR, MASTER CYLINDER	F4	92	3
	D5	59	25	CONTROL LEVER, L HANDLEBAR	E4	69	11
CLIP, TUBE B12	D6	61	10	CONTROL LEVER, R HANDLEBAR	E6	73	14
	F9	103	30	COOLER COMP, OIL	HE	140	1
CLIP, TUBE B12.5	G3	115	26	CORD COMP, HIGH TENSION	H3	138	6
CLIP, TUBE B15	D6	61	11		H3	139	10
CLIP, TUBE B7	D3	55	33	CUTTER VALVE	H5	11	15
	D5	59	24	CUTTER VALVE IN	H5	11	15
	D6	61	9	COUNTERSHAFT COMP, TRANSMISSION	C11	46	2
CLIP, TUBE B8	D2	53	33	COVER A, ALTERNATOR	H11	38	7
	D4	57	33	COVER B, ALTERNATOR	H11	25	8
	B1	2	8	COVER B, MAGNETIC SWITCH	G1	110	9
	D4	61	12	COVER COMP, R	H8	17	1
CLIP, TUBE C12	G3	115	27	COVER, BATTERY	G1	110	8
CLIP, WIRE	E7	74	5	COVER, CYLINDER HEAD	H1	3	1
COIL, WIRE, IGNITION	E1	63	31	COVER DUST	F1	87	19
COIL, ASSY, IGNITION	H4	138	1		F5	95	19
COLLAR A, ENGINE SIDE	H4	141	9		G3	118	4
COLLAR A, SWINGSARM CENTER	G9	127	14	COVER FUSE PLATE	H6	144	8
COLLAR B, ENGINE SIDE	H4	141	9	COVER HANDLE STOPPER	H4	141	5
COLLAR B, SWINGSARM CENTER	G9	127	15	COVER L	C1	26	2
COLLAR ADJUSTING COVER	C1	26	2	COVER L OIL HOSE	C1	26	3
COLLAR EX PIPE JOINT	G4	116	2	COVER L, RR	G8	124	2
COLLAR, FR FENDER	G2	113	14		G9	126	2
COLLAR, FR WHEEL DISTANCE	F2	88	5	COVER L, SIDE	F12	108	6
	F3	90	5	COVER, METER LOWER	E3	60	20
COLLAR, FR WHEEL SIDE	F2	88	4	COVER, PAN SCREW	H4	141	14
	F3	90	4	COVER, POINT	H8	17	12
	C12	49	16	COVER, R OIL HOSE	H8	17	2
COLLAR GEARSHIFT DRUM STOPPER	F12	108	4	COVER, R SIDE	F12	108	4
COLLAR GRAPMET	G2	112	3	COVER, RR DISK	F5	94	4
COLLAR HEADLIGHT CASE	E1	63	19	COVER RUBBER	E1	63	14
COLLAR HEADLIGHT SETTING	E1	63	21	COVER SPRING	G10	129	3
	F4	94	21	COVER STARTING MOTOR TERMINAL	G1	110	7
COLLAR LINK	F5	94	10	COVER SWITCH	E7	74	4
COLLAR O-RING	C3	30	11	COVER TAILLIGHT	H2	156	6
COLLAR OIL PATH 18MM	C4	32	4	COIL, SUB ASSY, FR	F10	104	4
COLLAR RADATOR SETTING	H4	141	18		F11	106	4
COLLAR, RR AXLE DISTANCE	F6	95	11	CRANKCASE SET	C4	32	1
	F7	98	11	CRANKSHAFT ASSY	C7	39	8
COLLAR, RR BRAKE PANEL SIDE	F6	95	8	CLIP, MASTER CYLINDER OIL	F4	92	5
	F7	98	8				
COLLAR, RR FENDER	G2	113	14				

## Description Index

Description	Grid	Page	Ref. No.	Description	Grid	Page	Ref. No.
CLIP, OIL	E5	71	6	(F)			
CUSHION FUEL TANK FR	F8	101	10	FENDER A, FR	G11	130	3
CUSHION METER	E2	65	3	FENDER B, FR	G11	130	4
CUSHION VOLTMETER	E3	66	11	FENDER COMP, FR	E9	78	2
CYLINDER ASSY, FR BRAKE MASTER	E5	71	5	FILTER, OIL	C9	43	17
CYLINDER ASSY, FR MASTER	E5	71	5	FITTING, GREASE, B765	G8	125	20
CYLINDER ASSY, RR MASTER	F4	92	2	FLANGE ASSY, DRIVEN	F7	98	10
CYLINDER COMP.	B8	16	1	FLANGE ASSY, FINAL DRIVE	FA	94	10
L LUBRICATOR SET, FR MASTER	E6	73	13	FLANGE, STARTER CLUTCH	C9	43	25
CYLINDER SET, MASTER	F4	92	9		C9	43	24
				FLASHER	G1	111	14
(D)				FLOAT SET	D3	54	6
DAMPER COMP, FR	G10	128	4	FORK ASSY, L, FR	E10	80	12
DAMPER FR WHEEL	F6	96	5		E11	83	17
	F7	98	5	FORK ASSY, R, FR	E9	79	1
DIAPHRAGM	E6	72	10		E11	82	1
	F4	93	11	FORK, CENTER GEARSHIFT	C12	48	2
DIAPHRAGM SET, PUMP	D3	54	9	FORK, L GEARSHIFT	C12	48	3
	H3	26	7	FORK, R GEARSHIFT	C12	48	1
DISK A, CLUTCH FRICTION	B10	20	8	FRAME COMP	H6	140	4
DISK B, CLUTCH FRICTION	B10	20	9	FUSE B	E7	75	28
DISK, FR, BRAKE	F3	89	12	FUSE F	G1	111	23
	F3	91	11				
DISK, RR, BRAKE	F6	97	16	(G)			
	F7	99	16	GASKET SET	G3	54	3
DRIVER 2, MINUS SCREW	F12	109	26		H5	58	1
DRIVER 2, PLUS SCREW	F12	109	24	GASKET, ALTERNATOR CASE	B12	24	27
DRIVER 3, PLUS SCREW	F12	109	25	GASKET, FRAME CAP	F4	32	3
DRUM ASSY, GEARSHIFT	C12	49	3	GASKET, CYLINDER	H8	16	2
DUCT, AIR CLEANER IN	G3	116	10	GASKET, CYLINDER HEAD	B2	5	5
DUST SEAL, BRAKE PEDAL	G3	118	12	GASKET, CYLINDER HEAD COVER	H1	3	2
DUST SEAL, STEERING HEAD	E8	76	5	GASKET, EX PIPE	G4	116	3
DUST SEAL, 220X8MM	F2	89	15	GASKET, FR FORK DRAIN VALVE	E10	80	17
	F3	91	14		E11	83	21
DUST SEAL, PARKING	C9	127	28	GASKET, FUEL CAP	F9	102	20
DUST SEAL, 24X30MM	G9	127	27	GASKET, FUEL FILLER CAP	F9	102	20
DUST SEAL, 30X45X8.5	F9	97	23	GASKET, L CRANKCASE COVER	C1	26	6
	F7	99	23	GASKET, MUFFLER	G4	117	15
DUST SEAL, 35MM	E10	81	19	GASKET, OIL STRAINER	C3	30	10
	E11	83	24	GASKET, POINTS COVER	H9	18	13
DUST SEAL, 40X50X5	F2	89	16	GASKET, PROTECTOR	G4	116	4
	F3	91	15		G4	116	5
(E)				GASKET, R CRANKCASE COVER	H8	17	3
ELEMENT, AIR CLEANER	G3	114	7	GASKET, TAILLIGHT LENS	H2	156	7
ELEMENT, OIL FILTER	C3	30	15	GASKET, TURN SIGNAL LENS	E12	135	6
ENBLEM, FUEL TANK L	F9	102	22	GAUGE, AIR PRESSURE	G11	110	12
ENBLEM, FUEL TANK R	F9	102	21	GAUGE, FUELER, O7	F12	109	11
				GAUGE, OIL LEVEL	C1	26	7
				GEAR ASSY, PRIMARY DRIVEN	B10	21	16
				GEAR COMP, COUNTERSHAFT THIRD	C11	46	7

## Description Index

Description	Grid	Page	Ref. No.	Description	Grid	Page	Ref. No.
GEAR COMP. MAINSHAFT FOURTH	C11	46	8	HOLDER SET ADJ	D2	52	7
GEAR COUNTERSHAFT FIFTH	C11	47	12		D4	54	7
GEAR COUNTERSHAFT FOURTH	C11	47	9	HOLDER YB. FR. FORK AXLE	E10	80	14
GEAR COUNTERSHAFT LOW	C11	46	3		E11	83	19
GEAR MAIN SHAFT FIFTH	C11	47	10	HOLDER CHOKE CABLE	E4	68	1
GEAR MAIN SHAFT THIRD	C11	46	6	HOLDER FR. SHOCK AXLE	E10	81	14
GEAR MAINSHAFT SECOND	C11	46	5		E11	83	19
GEAR STARTER CLUTCH	C9	43	23	HOLDER FUSE STAY	F11	111	13
GEAR STARTER REDUCTION	C9	43	20	HOLDER O-RING	E8	74	7
GEAR TACHOMETER DRIVEN	B1	3	3	HOLDER MASTER CYLINDER	E6	72	9
GRIP	F12	109	26	HOLDER NEEDLE JET	D3	55	17
GRIP, L. HANDLE	E4	68	8		D5	59	18
GRIP, R. HANDLE	E4	68	8	HOLDER PRIMARY SHAFT BEARING	C9	42	4
GROMMET A, AIR CLEANER CASE	G2	112	2	HOLDER TURN SIGNAL SOCKET	G2	133	8
GROMMET B, HEADLIGHT	E3	43	21	HOSE COMP. L. SEAT	F10	104	3
GROMMET, ADJUSTING COVER	C1	26	4		F11	106	7
GROMMET, AIR CLEANER CASE	F12	108	3	HOOK COMP. R. SEAT	F10	104	2
GROMMET, CABLE	E9	78	1		F11	106	1
	G11	130	1	HORN ASSY.	E1	63	10
GROMMET TRIP METER KNOB	E2	65	6	HOSE A. FR. BRAKE	E5	71	2
GUARD, CABLE HARNESS	E1	63	24	HOSE B. FR. BRAKE	E5	71	3
GUIDE A. CAM CHAIN	B7	14	7		H6	146	13
GUIDE B. CAM CHAIN	B7	14	10	HOSE COMP. L. OIL	B1	2	2
GUIDE, CLUTCH CABLE	H3	139	16	HOSE COMP. R. OIL	B1	2	1
GUIDE, CLUTCH OUTER	B10	20	6	HOSE MASTER CYLINDER OIL	F4	97	6
GUIDE, COIL WIRE	H3	139	15	HOSE, FR. BRAKE	F4	92	1
GUIDE, DAMPER RING	G9	126	5				
GUIDE, DRAIN PIPE	G7	122	4				
GUIDE, IN. VALVE	B2	5	2				
GUIDE, LOWER PRIMARY CHAIN	C9	43	13				
GUIDE, OIL	B6	13	17	INSULATOR CARBURETOR	B3	6	11
GUIDE, THROTTLE CABLE	H3	139	18				
GUIDE, UPPER PRIMARY CHAIN	E9	42	11				
GUIDE, VALVE	B2	5	2				
GUIDE, TAILLIGHT	H2	137	14				
				JET, # 88	D3	55	26
				JET, MARK # 110	D5	59	28
				JET, MARK # 88	D3	55	36
				JET, PRIMARY MAIN # 85	D3	55	35
				JET, SECONDARY MAIN	D3	55	36
					D5	59	28
				JOINT COMP. UPPER	G10	128	3
				JOINT SET A. FUEL	D2	52	4
					D4	56	4
				JOINT SET B. FUEL	D2	52	5
					D4	56	5
				JOINT SET C. FUEL	D2	52	8
					D4	56	8
				JOINT SET D. FUEL	D2	52	13
					D4	56	13
				JOINT SET E. FUEL	D2	52	10
					D4	56	10
				JOINT SET F. FUEL	D2	52	11
					D4	56	11

## Description Index

Description	Grid	Page	Ref. No.	Description	Grid	Page	Ref. No.
JOINT SET G. FUEL	D2	52	14	LINK SET B. CHOKE	D4	56	2
	D4	56	14	LINK SET THROTTLE	D2	52	9
JOINT SET CARBURETOR	F6	60	1		D4	56	9
JOINT, BRAKE ROD	F4	60	1	LOCK, FR. COIL, LD	F11	106	10
JOINT, CAM	B4	9	6				
JOINT, EX. PIPE	G4	116	1				
JOINT, OVERFLOW	D3	54	1				
JOINT, OVERFLOW TUBE	D3	55	19				
JOINT, TUBE	D3	55	20				
JOINT, TWO WAY	E5	71	4				
				MANSHAFT, TRANSMISSION	C11	46	1
				MIRROR, L.	E4	69	14
				MOTOR ASSY., STARTER	C2	28	3
				MOTOR ASSY., STATER	C2	28	3
				MOLDING, FUEL TANK FR.	F8	101	14
				MUFFLER COMP., L. EX.	G4	117	14
				MUFFLER COMP., R. EX.	G4	116	6
				NEEDLE SET, JET	D3	54	5
					D5	58	3
				NOZZLE, MAIN	D3	55	18
				NOZZLE, OIL SUPPLY	C9	42	2
				NUT A. LOCK, 14MM	B11	23	19
				NUT, CAP, 8MM	F10	105	7
					F11	107	13
					G3	119	22
				NUT-WASHER, 8MM	G3	67	26
				NUT, AIR CLEANER DUCT SETTING	G3	115	20
				NUT, AXLE, 12MM	F2	89	13
					F3	91	12
				NUT, AXLE, 16MM	F4	97	10
					F7	99	19
				NUT, CAP, 8MM	B7	15	20
					C1	27	19
				NUT, CAP, 7MM	E7	75	39
					E7	75	20
				NUT, CONNECTING ROD	E8	74	10
					C6	37	5
				NUT, FEEDING	E4	69	16
				NUT, FLANGE CAP, 10MM	B3	6	19
				NUT, FLANGE CAP, 8MM	B3	6	18
					87	15	21
				NUT, FLANGE, 12MM	G6	121	30
					F6	97	21
				NUT, FLANGE, 8MM	B8	16	5
					C10	45	46
					F12	109	27
					G4	117	21
				LINK COMP. TORQUE	F5	94	9
				LINK SET A. CHOKE	D2	52	1
					D4	56	1
					D4	56	1
				LINK SET B. CHOKE	D2	52	2

## Description Index

Description	Qty	Page	Ref. No.	Description	Qty	Page	Ref. No.
NUT, FLANGE, 8MM	66	121	29	(0)			
NUT, GOVERNOR ARM FIXING	85	119	36		83	6	24
	86	145	26	O-RING, 10X1.8	B12	24	28
NUT, HEADLIGHT BEAM ADJ.	E1	63	20	O-RING, 12.5X2.2	F4	93	20
NUT, HEADLIGHT CASE	E1	63	20	O-RING, 14.8X2.4	B7	2	7
NUT, HEX, CAP, 5MM	E3	67	30	O-RING, 15X2.5	C3	31	24
NUT, HEX, 10MM	F7	99	26		C3	31	25
	65	119	21	O-RING, 17.0X2.5	C4	33	19
NUT, HEX, 11MM	G10	128	8	O-RING, 17.8X2.4	C4	33	19
NUT, HEX, 12MM	G7	122	9	O-RING, 17X2.5	C4	33	19
	H1	134	26	O-RING, 18X3	C4	33	18
NUT, HEX, 14MM	H1	134	25	O-RING, 18.8X2.4	B2	4	11
NUT, HEX, 18MM	B11	23	18		C4	33	17
NUT, HEX, 4MM	C1	27	18	O-RING, 20XMM	B2	4	11
	E3	67	28		C4	33	17
NUT, HEX, 8MM	H0	19	32	O-RING, 22X3.0	C1	27	17
	C2	29	13	O-RING, 23.5X2.8	B9	19	29
	D1	50	30	O-RING, 24.4X3.1	C2	28	12
	E3	67	29	O-RING, 24MM	B9	19	29
	E4	69	23	O-RING, 25.7X2.8	E10	81	21
	E6	73	22		E11	83	27
	E6	73	23	O-RING, 30.7X3.5	E6	72	8
	G1	111	20	O-RING, 4.8X1.8	B7	15	18
	G5	119	20	O-RING, 4.8X1.8	B7	15	18
	H6	145	30	O-RING, 5.5X1.5	C4	33	16
NUT, HEX, 8MM	B7	15	21	O-RING, 5.6X1.8	E11	83	26
	E10	81	24	O-RING, 5.8X1.8	E11	83	26
	E12	84	30	O-RING, 8.0X1.4	C2	28	7
	F2	89	34	O-RING, 8.8X2.8	F6	97	24
	F3	91	13		F7	99	24
	F4	93	22	O-RING, 8.8X2.0	B8	36	4
	F6	97	20	O-RING, 7.7X2.3	B7	15	18
	F7	99	20	O-RING, 7.8X2.2	B7	15	18
	H6	141	28	O-RING, 7X1.7	C10	44	20
NUT, LOCK, 22MM	B10	21	19	O-RING, 8.6X4.5	C3	31	26
NUT, LOCK, 25MM	B10	21	18	O-RING, 8.8X2.4	B9	19	28
NUT, PRIMARY SPROCKET LOCK	C9	43	31		C11	47	23
NUT, RR. SHOCK ABSORBER UPPER	G10	128	9	OIL SEAL, 10X18X4.5	B9	19	27
	G10	129	11	OIL SEAL, 14X28X7	C1	27	16
NUT, RR. SPRING PIVOT	B9	127	22	OIL SEAL, 15.0X4.5	B9	19	26
NUT, SELF LOCK 8MM	F3	95	26	OIL SEAL, 17.0X8.7	C1	27	16
NUT, SELF LOCK, 14MM	H5	142	15	OIL SEAL, 22.0X8.7	B11	23	26
	H5	142	27	OIL SEAL, 25.0X8.7	C10	44	38
NUT, SELF LOCK, 18MM	C9	127	21	OIL SEAL, 25.5X7	C10	44	39
NUT, STEERING STOP	E7	75	18	OIL SEAL, 34.5X5.9	F6	97	22
NUT, TURN SIGNAL	H1	134	22		F7	99	22
NUT, WRET HOLDER	C1	42	32	OIL SEAL, 35.4X8.1	E10	81	20
NUT, SPECIAL, 8MM	B9	19	32		E11	83	25
	C2	29	13	OIL SEAL, 4.0X2X1.3	C11	47	24
	E4	69	23	OIL SEAL, 8X16X6	B2	4	10
	E6	73	23	OUTER COMP. CLUTCH	B10	20	5
	G1	111	20	OUTER COMP. STARTER CLUTCH	C9	43	26

## Description Index

Description	Qty	Page	Ref. No.	Description	Qty	Page	Ref. No.
(P)				PIPE ASSY, L. HANDLEBAR	E7	75	11
PACKING, ALTERNATOR COVER	B11	23	15		H6	145	20
PACKING, L. RR. COVER	G8	124	1	PIPE ASSY, R. HANDLEBAR	E7	75	10
PACKING, OIL PAN	G9	126	1		H6	145	19
PAO COMP.	E12	85	8	PIPE COMP., FR. FORK	E9	79	3
	F5	94	11		E11	82	3
PAD SET, BRAKE	F5	95	N1	PIPE COMP., OIL	B2	5	10
PAN, OIL	C3	30	2	PIPE COMP., PRIMARY CHAIN TENSIONER	C9	43	16
PEDAL ASSY, GEAR SHIFT	H6	144	7	PIPE COMP., RR.	G11	130	5
PEDAL ASSY, SHIFT	G5	118	3		G11	130	6
PEDAL COMP. SHIFT	G5	118	1	PIPE 2 EX	G4	116	8
	H6	144	5	PIPE 5 EX	G4	116	9
PEDAL BRAKE	G5	118	8	PIPE MAIN STAND PIVOT	G7	122	3
PIECE, OIL LOOK	E9	79	7	PIPE, OIL PATH	B2	5	4
	E11	82	10	PIPE BEAT	E10	80	9
PIECE, SWINGARM L. PIVOT	G9	127	20		E11	82	12
PIECE, SWINGARM R. PIVOT	B9	127	19	PIPE THROTTLE GRIP	F4	68	7
PIN A	F1	87	17	PISTON	C5	35	2
	F5	95	17		F1	84	9
PIN A, DOWEL, 10X18	B8	36	6	PISTON SET, VACUUM	B3	54	10
	C4	33	21		B5	58	12
PIN A, DOWEL, 8X10	B9	35	35		B5	58	8
PIN A, DOWEL, 8X14	B5	7	28	PLATE A, ALTERNATOR COUPLING	B11	23	9
	C1	27	20	PLATE A, OIL POOL	B2	5	6
	C3	31	29	PLATE A, RR. COHL. LID LOCK	F11	106	6
PIN B	F1	87	18	PLATE A, ASSY. FLUSE	E7	74	7
	F5	95	18	PLATE B, ALTERNATOR COUPLING	B11	23	10
PIN BRAKE ROD	F4	93	13	PLATE B, OIL POOL	B2	5	7
PIN, CAM CHAIN GUIDE	B7	15	11	PLATE B, RR. COHL. LID LOCK	F11	106	9
PIN, CAM-SHFT, 3X5.3	B9	36	15	PLATE SET, RR. STAY	B2	52	12
PIN, CLUTCH LIFTER GUIDE	B10	21	13		B4	54	13
PIN, COTTER 1.8X15	F4	95	23	PLATE, BACK UP	E11	82	6
PIN, COTTER 1.8X25	F4	95	23	PLATE, BATTERY SUPPORT	G2	113	13
PIN, COTTER 2.0X14	F5	95	28	PLATE, BEARING SETTING	B11	23	12
PIN, COTTER 2.0X15	B9	19	34	PLATE, CLUTCH	B8	17	7
	F5	95	28		B10	20	10
PIN, COTTER 2.5MM	G7	122	11	PLATE, CLUTCH LIFTER	B10	21	12
PIN, COTTER 4.0X30	F6	97	27	PLATE, CLUTCH PRESSURE	B10	20	11
	F7	99	27	PLATE, COVER SETTING	E1	62	3
	G2	113	20	PLATE, DIAPHRAGM	B6	72	11
PIN, COTTER 4X55	C4	33	22		F4	93	12
PIN, DOWEL, 10X18	C4	33	22	PLATE, DRUM STOPPER CAM	E12	49	7
PIN, GEARSHIFT JPLUM	C12	49	8	PLATE, GEARSHIFT DRUM SETTING	C12	49	10
PIN, GEARSHIFT DRUM, 4MM	C12	49	9	PLATE, GUIDE	C11	47	13
PIN, GEARSHIFT FORK GUIDE	C12	48	27	PLATE, IDLE SHAFT STOPPER	C9	43	22
PIN, GUIDE	C9	43	18	PLATE, L. PILLION FOOTPEG CLUCK	B6	121	17
PIN, LOCK, 8MM	C10	45	48	PLATE, L. STAY	B7	53	24
	H6	137	24		B4	57	24
PIN, PISTON	C6	37	3	PLATE, MAIN STAND SPRING	G7	122	2
PIN, SHIFT RETURN SPRING	D1	50	21	PLATE, METER STAY	E3	66	15
PIN, SPLIT, 3X12.5	C3	31	23	PLATE, OIL DRIP	C9	42	1
PIN, SPRING, 3X20	C3	31	30	PLATE, OIL SEPARATE	B10	20	2
PIN, 8X44	C9	42	10	PLATE, ORIFICE	C11	47	20



## Description Index

Description	Grid	Page	Ref. No.	Description	Grid	Page	Ref. No.
PLATE R. PELLION FOOTHEG CLICK	G6	121	16	RING, PISTON	E9	79	8
PLATE R. STAY	H2	33	26		E11	82	11
	H4	57	26	RING, RETAINING	E1	62	13
PLATE SPEC.	B11	23	22	RING, SETTING	E1	62	13
PLATE, STARTER CLUTCH	C9	43	27	RING, SNAP, 31.4MM	E11	A3	25
PLATE, STAY	D2	53	25	ROD ASSY. A, CONNECTING	C6	37	4
	H4	57	25	ROD ASSY. B, CONNECTING	C6	37	4
PLATE STOPPER ROLLER	H1	50	17	ROD ASSY. G, CONNECTING	C6	37	4
PLATE TAILLIGHT GUSSSET	H2	137	17	ROD ASSY. D, CONNECTING	C6	37	4
PLATE TOOL BOX SETTING	F12	108	2	ROD ASSY. E, CONNECTING	C6	37	4
PUMPS 150	F12	109	12	ROD ASSY. F, CONNECTING	C6	37	4
PLUG, BREATHER TUBE	G3	113	15	ROD ASSY. G, CONNECTING	C6	37	4
PLUG, CHROME	G11	130	7	ROD COMP., PUSH	F4	93	10
PLUG, ENGINE HANGER	H6	141	8	ROD EXT. PLAMP	D7	12	3
PLUG, SPARK	H9	7	20		D4	56	3
PROTECTOR CHAIN	C2	28	2	ROD, CLUTCH LIFTER	B10	21	15
PROTECTOR COVER	G40	129	6	ROLLER, 15X16	C10	44	37
PROTECTOR L CHAMBER	G4	117	16	ROLLER, 8X16	C11	47	27
PROTECTOR R CHAMBER	G4	116	10	ROTOR COMP.	B11	22	2
PROTECTOR WIRE TUBE	G12	133	15	RUBBER B. SETTING	C2	28	11
PUMP ASSY., OIL	C3	30	4		H2	136	10
				RUBBER AIR CLEANER CASE SETTING	E1	62	1
(R)				RUBBER BATTERY	G2	112	1
RECTIFIER ASSY., REGULATOR	G1	110	2	RUBBER BATTERY CUSHION	H6	140	3
RECTIFIER ASSY., SILICON	E1	62	2	RUBBER BATTERY MOUNTING	G2	113	11
REFLECTOR FR. REFLEX	E8	76	1	RUBBER FUEL TANK FR.	F9	102	16
RELAY ASSY., TURN SIGNAL	G1	111	15	RUBBER GEARSHIFT PEDAL	G5	118	5
	G1	111	14		H6	144	9
RELAY COMP., TURN SIGNAL	G1	111	16	RUBBER INSERT	B2	5	8
	G1	111	16	RUBBER JOINT	G10	128	6
	G1	111	15		610	129	8
RETAINER BRACKET	F1	88	13	RUBBER MAGNETIC SHOCK	G1	111	11
RETAINER FR. WHEEL BEARING	F2	88	6	RUBBER MAIN STAND STOPPER	G4	117	17
	F3	90	6	RUBBER METER MOUNTING	E2	65	7
RETAINER, GEAR BOX	F2	88	9	RUBBER OIL COOLER MOUNTING	H6	141	17
	F3	90	8	RUBBER RR. COIL CUSHION	G11	130	8
RETAINER RR. BRACKET	F5	94	3		H2	137	14
RETAINER RR. WHEEL BEARING	F4	94	3	RUBBER RR. COIL SETTING	G11	130	9
	F6	96	4	RUBBER RR. FENDER MOUNTING	G2	113	15
	F7	98	3	RUBBER RR. SWINGARM LOWER	G8	124	6
	F7	98	4		G9	126	8
RETAINER SWINGARM PIVOT BEARING	G9	126	12	RUBBER RR. TURN SIGNAL MOUNTING	G12	133	14
RETAINER VALVE SPRING	B5	11	12	RUBBER SEAL	C9	43	19
RIM, HEADLIGHT	E1	62	5	RUBBER SETTING	H2	4	7
RIM, TAILLIGHT	H2	136	8		H2	136	9
RIM, TURN SIGNAL	H2	137	4	RUBBER STAND	G7	122	6
RING SET, PISTON	C5	35	1	RUBBER STAND STOPPER	G4	117	17
RING, BACK UP	E9	79	5	RUBBER STOPPER	G10	128	7
	E11	82	5	RUBBER VOLTMETER SETTING	E3	66	14
RING, DAMPER	G9	126	4				
RING, METER	E2	65	2				
RING, OIL SEAL STOPPER	E10	80	11				

## Description Index

Description	Grid	Page	Ref. No.	Description	Grid	Page	Ref. No.
(S)				SCREW, OVAL, 5X16	B3	7	27
				SCREW, OVAL, 5X20	F2	89	17
SCREEN OIL PUMP FILTER	C3	30	5		F3	91	16
SCREW SET A	C3	54	8	SCREW, OVAL, 6X25	C4	33	20
	D5	58	6	SCREW, PAN 4X12	B12	24	30
SCREW SET B	D2	52	6	SCREW, PAN 4X20	G3	115	23
	D4	56	6	SCREW, PAN 4X6	F9	103	27
SCREW SET C	D3	54	12		H5	142	29
	D5	58	10	SCREW, PAN 5X12	B3	7	27
SCREW SET D	D3	54	13	SCREW, PAN 5X16	E1	63	28
	D5	58	11		E7	75	23
SCREW SET E	D2	52	15		G3	115	24
	D4	56	15	SCREW, PAN 5X20	B3	7	28
SCREW-WASHER, 4X12	D2	53	29		E7	75	24
	D3	55	26	SCREW, PAN 5X32	E4	89	18
	D3	55	25	SCREW, PAN 5X35	E4	89	19
	D4	57	29	SCREW, PAN 5X45	E4	89	20
	D5	59	21	SCREW, PAN 5X50	E4	89	21
	D5	59	20	SCREW, PAN 5X8	E1	63	27
SCREW-WASHER, 4X16	F4	93	21	SCREW, PAN 8X10	G4	117	19
	D3	55	27	SCREW, PAN 8X14	B9	49	31
	D5	59	22	SCREW, PAN 8X16	G4	117	20
	G2	113	18	SCREW, PAN 8X20	G4	117	20
SCREW-WASHER, 4X8	D2	53	28	SCREW, PAN 8X25	H3	139	19
	D4	57	28	SCREW, PAN 8X35	H3	139	20
SCREW-WASHER, 5X10	E4	69	22	SCREW, PAN 8X8	F1	87	26
SCREW-WASHER, 5X12	D2	53	30		H5	142	30
	D3	55	28	SCREW, PAN, 3/8	E1	63	26
	D4	57	30	SCREW, PAN, 4X12.5	E6	73	18
	E4	69	22	SCREW, TAP, 5X12	G3	115	25
SCREW-WASHER, 5X16	D2	53	31	SCREW, TAPPING, 3/8	B1	134	25
	D3	55	30		H2	137	23
	D4	57	31	SCREW, TAPPING, 4X10	H2	137	24
	D5	59	23	SCREW, TAPPING, 4X12	E1	63	29
SCREW-WASHER, 5X18	F5	95	25	SCREW, TAPPING, 4X30	H1	134	24
SCREW-WASHER, 5X20	D6	60	8	SCREW, TAPPING, 4X50	H2	137	19
SCREW-WASHER, 5X28	E4	69	20	SCREW, TAPPING, 4X8	E7	75	25
	E4	69	18	SCREW, TAPPING, 5X12	F10	105	5
SCREW-WASHER, 5X45	H6	140	28		F11	107	11
	E4	69	21	SCREW, TAPPING, 5X20	F10	105	6
	H6	145	29		F11	107	12
SCREW-WASHER, 6X12	H2	137	22	SEAL, ANCHOR BOLT	C4	33	19
SCREW-WASHER, 6X14	D2	53	32	SEAL, PISTON	E12	85	2
	D4	57	32		F5	94	5
SCREW, BEAM ADJ	E1	62	32	SEAL, PLUG, 11.5X7	B7	15	17
SCREW, BLEEDER	E1	62	6	SEAL ASSY.	F10	104	1
	E12	85	4		F11	106	3
SCREW, CAP, 4X35	F5	94	7	SEAT, ALTERNATOR COUPLING SPRING	B11	23	14
SCREW, FLAT, 4X37	E6	73	21	SEAT, ALTERNATOR LEAF SPRING	B11	23	14
SCREW, FLAT, 6X16	B12	24	31	SEAT, OIL FILTER SPRING	D13	63	21
	D1	50	29	SEAT, OIL FLITER SPRING	C3	31	17
SCREW, OVAL, 3X5	F9	103	28	SEAT, RELIEF VALVE	C3	30	14
SCREW, OVAL, 4X8	F9	103	28	SEAT, SPRINGS	G10	129	7
	F9	103	28	SEAT, VALVE SPRING	B5	11	14
	F9	103	28	SEAT, VALVE SPRING OUTER	85	11	13

## Description Index

Description	Qtd	Page	Ref. No.	Description	Qtd	Page	Ref. No.
SET RING, 62MM	C11	47	26	SPRING, R. STEP RETURN	66	120	5
SHAFT COMP., PRIMARY	C7	42	3	SPRING, RELIEF VALVE	C3	50	12
SHAFT, ADVANCER	B9	18	14		C3	50	7
SHAFT, ALTERNATOR	B11	23	11	SPRING, SHIFT DRUM STOPPER	C12	49	14
SHAFT, GEARSHIFT FORK	C12	49	4	SPRING, SHOCK ABSORBER	E10	128	2
SHAFT, SHIFT DRUM STOPPER	C12	49	13		E10	129	2
SHAFT, STARTER REDUCTION GEAR	B8	17	9	SPRING, STARTER CLUTCH ROLLER	C9	43	28
	C9	43	21	SPRING, STOP SWITCH	E5	118	7
SHIM A, PAD	F1	86	14	SPRING, TENSIONER	B7	34	9
SHIM B, PAD	F1	86	15	SPRING, VACUUM PISTON	D3	55	16
	F3	95	15		D5	59	15
	D5	11	16	SPRING, VALVE INNER	B5	11	11
SHOCK ABSORBER ASSY., FR.	E10	128	1	SPRING, VALVE OUTER	B5	11	10
SHOCK ABSORBER, RR.	E10	129	1	SPROCKET COMP., FINAL DRIVEN	F6	96	2
SLEEVE, RR. AXLE	F6	96	9		F7	98	2
	F7	98	9	SPROCKET, DRIVE	G8	124	3
SOCKET COMP., A. TURN SIGNAL	E12	132	5		G9	126	3
SOCKET COMP., B. TURN SIGNAL	E12	133	12	SPROCKET, EX. CAM	B7	14	2
SPACER BATTERY	G2	113	12	SPROCKET, IN. CAM	B7	14	1
SPACER, L. RR. COVER	C2	28	2	SPROCKET, OIL PUMP DRIVE	B10	20	2
SPANNER, 10X12	F12	109	22	SPROCKET, OIL PUMP DRIVEN	B10	20	5
SPARK UNIT	G1	110	1	SPROCKET, PRIMARY DRIVEN	C9	42	5
SPEEDOMETER ASSY.	E2	65	4		C9	42	6
SPINDLE COMP., GEARSHIFT	D1	50	18	STAND ASSY., SIDE	G7	122	5
SPINDLE COMP., RR. BRAKE	G5	118	9	STAND COMP. MAIN	G7	122	1
	H6	144	15	STAND COMP.	B11	22	3
SPRING D. SIDE STAND	G7	122	13	STAY A. IGNITION COIL	H3	138	2
SPRING G. MAIN STAND	G7	122	12	STAY B. IGNITION COIL	H3	138	3
SPRING, ALTERNATOR COUPLING	B11	23	13	STAY, FR. REFLECTOR	E8	76	2
SPRING, BRAKE RETURN	B5	118	11	STAY, FUEL TANK, RR.	F9	102	18
SPRING, CARBON BRUSH	C2	28	5	STAY, HEADLIGHT	E1	63	22
SPRING, CLUTCH	B10	21	14	STAY, L. MUFFLER	H4	117	15
SPRING, COMPRESSION COIL	B2	53	16	STAY, L. OIL COOLER	H4	141	16
	B4	56	16	STAY, MAIN FUSE	G1	111	12
SPRING, ELEMENT SETTING	B3	114	8	STAY, R. MUFFLER	G4	116	7
SPRING, FR. CUSHION	E11	82	2	STAY, R. OIL COOLER	H4	141	15
SPRING, FR. FORK	E9	79	2	STEM COMP., STEERING	E8	76	4
SPRING, FR. FORK REBOUND	E9	79	4	STEP ASSY., L.	60	120	7
	E11	82	4	STEP ASSY., L. PULLION	66	121	19
SPRING, GEARSHIFT ARM	D1	50	19	STEP ASSY., R.	66	120	6
SPRING, GEARSHIFT RETURN	D1	50	20	STEP ASSY., R. PULLION	66	121	18
SPRING, HEADLIGHT BEAM ADJUSTING	E1	62	7	STOPPER, CHAIN ADJUSTER	G8	124	9
SPRING, KICK STARTER STOPPER	66	120	1		G9	126	13
SPRING, L. FOOTPEL RETURN	66	120	9	STOPPER, GEARSHIFT DRUM	C12	49	12
SPRING, L. KTEP RETURN	66	121	9	STRAINER SET FUEL	F8	100	3
SPRING, LOCK KEY SETTING	F11	106	7	STRIP, FUEL TANK L.	F8	101	6
SPRING, NEUTRAL STOPPER	C12	49	15	STRIP, FUEL TANK L. UPPER	F8	101	6
SPRING, OIL FILTER ELEMENT SETTING	C3	31	18	STRIP, FUEL TANK R.	F8	101	7
SPRING, PAD	F3	86	10	STRIP, FUEL TANK R. UPPER	F8	101	5
	F5	95	13	SUB WIRE, IGNITION	H3	138	4
SPRING, PRIMARY CHAIN TENSIONER	C9	43	15	SUB WIRE, OIL PRESSURE SWITCH	C1	26	8
SPRING, PRIMARY SPROCKET SIDE	C9	42	8	SUSPENSION, TURN SIGNAL RELAY	G1	111	16
	C9	42	9		G1	111	17
SPRING, R. FOOTPEL RETURN	66	120	5	SWINGARM, RR.	G8	124	7

## Description Index

Description	Qtd	Page	Ref. No.	Description	Qtd	Page	Ref. No.
SWINGARM, RR.	G9	126	10	TUBE, B#40	E5	59	26
SWITCH ASSY., COMBINATION & LOCK	E7	74	2	TUBE, B#40	E3	115	29
SWITCH ASSY., FR. STOP	E5	71	1	TUBE, B#80	B5	59	27
SWITCH ASSY., HEATLAMP	C1	26	10	TURN SIGNAL ASSY., L. RR.	E12	133	16
SWITCH ASSY., OIL PRESSURE	C1	26	9	TURN SIGNAL ASSY., R. FR.	E12	132	1
SWITCH ASSY., RR. STOP	G5	118	6		E12	133	9
SWITCH ASSY., STARTER KILL	E4	68	3	TURN SIGNAL ASSY., R. RR.	E12	133	11
	H6	144	11		H1	134	16
SWITCH ASSY., STARTER MAGNETIC	G1	110	10	TURN SIGNAL, R. RR.	E12	133	13
SWITCH ASSY., TURN SIGNAL	E4	68	4		E12	133	16
SWITCH ASSY., WINKER	H6	144	12				
SWITCH COMP., FR. LEVER	E4	68	5				
				(V)			
				VALVE ASSY., AUTOMATIC FUEL	B6	60	3
(T)				VALVE ASSY., FUEL	B6	60	3
TACHOMETER ASSY.	E2	65	8		F8	100	1
TAILLIGHT LIMIT	H2	136	2	VALVE COMP., AIR	E11	83	15
TANK SET, FUEL	F8	101	13	VALVE SET, AIR OUT	B3	54	15
TANK SUB ASSY., FUEL	F8	101	11		B5	59	14
TANK STORAGE	G3	115	16	VALVE SET, FLOAT	B3	54	4
TENSIONER COMP., A. CAM CHAIN	B7	34	5		B5	58	2
TENSIONER COMP., B. CAM CHAIN	B7	34	8	VALVE EX.	B4	9	8
THREAD COMP., STEERING HEAD UPPER	E8	76	6	VALVE IN.	B4	9	7
THREAD, STEERING HEAD TOP	E8	76	9	VALVE RELIEF	C3	30	6
TIRE ASSY., FR.	F2	88	10		C3	30	13
TIRE ASSY., RR.	F2	88	10	VALVE, FR.	F2	88	2
TOOL SET	F12	108	9		F3	90	2
TRAP COMP., FLAME	G5	114	8		F6	97	15
TUBE A. OVER FLOW	D3	55	22		F7	99	15
TUBE ASSY., DRAIN	G3	115	14	VOLTMETER ASSY.	E3	66	12
TUBE B. OVER FLOW	D3	55	24				
	D3	55	23				
TUBE AIR VENT	D6	60	6				
TUBE BATTERY	G2	113	10	(W)			
TUBE BREATHER	G3	114	1	WASHER A. SHIFT PEDAL PIVOT	B5	119	17
TUBE, FUEL	D2	53	27	WASHER B. SHIFT PEDAL PIVOT	B5	119	18
	D4	57	27	WASHER BEAM ADJ.	E1	62	9
TUBE, FUEL, 3.5X120	D5	59	16	WASHER, CAMSHAFT SIDE	B9	19	24
TUBE, FUEL, 3.5X140	D5	59	17	WASHER CHAIN CASE SETTING	B8	125	16
TUBE, FUEL, 3.5X140	D1	2	3		69	127	23
TUBE, FUEL, 7.3X100	B6	60	2	WASHER DRAIN PLUG, 12MM	E11	130	14
TUBE, FUEL, 7.3X100	F8	100	4		C3	31	29
TUBE, FUEL, 7.3X200	D6	60	4	WASHER FLAT, 10MM	F1	87	27
TUBE, OVER FLOW	D2	53	27	WASHER FLAT, 12MM	H1	135	28
	D4	57	27	WASHER FLAT, 14MM	B8	125	19
TUBE, OVERFLOW SET	D3	55	21		H5	143	34
TUBE, TENSIONER SPRING	B7	34	9	WASHER FLAT, 8MM	F10	105	8
	D6	60	5		F11	107	14
TUBE, 3.5X140	D5	55	31		H5	142	32
TUBE, 3.5X210	D5	55	32	WASHER, FR. FORK	E11	23	23
TUBE, 3.5X300	D5	55	30		E10	80	16
TUBE, B#330	G3	115	28	WASHER, FUEL FEED PIPE	C9	43	32
				WASHER, FUEL TANK CUSHION	F9	102	17

